

**JOHN A. LOGAN COLLEGE
COMMUNITY COLLEGE DISTRICT NO. 530
CARTERVILLE, ILLINOIS**

**ANNUAL FINANCIAL REPORT
(With Independent Auditor's Report Thereon)**

FOR THE YEAR ENDED JUNE 30, 2015

**JOHN A. LOGAN COLLEGE
COMMUNITY COLLEGE DISTRICT NO. 530
CARTERVILLE, ILLINOIS**

TABLE OF CONTENTS

Independent Auditor's Report 1 - 3

Independent Auditor's Report on Internal Control over Financial Reporting and on Compliance and Other Matters Based on an Audit of Financial Statements Performed in Accordance with *Government Auditing Standards* 4 - 5

MANAGEMENT'S DISCUSSION AND ANALYSIS

Management's Discussion and Analysis 6a - 6f

BASIC FINANCIAL STATEMENTS

Statement of Net Position 7

Statement of Revenues, Expenses, and Changes in Net Position 8

Statement of Cash Flows 9

Notes to Financial Statements 10 - 36

REQUIRED SUPPLEMENTARY INFORMATION

State Universities Retirement System of Illinois Trend Data - *Unaudited* 37 - 38

Schedule of Funding Progress - *Unaudited* 39

Schedule of Employer Contributions - *Unaudited* 39

OTHER SUPPLEMENTAL INFORMATION

FINANCIAL STATEMENTS

Combined Balance Sheet - All Fund Types - June 30, 2015 40

Combined Balance Sheet - All Fund Types - June 30, 2014 41

Combined Statement of Revenues, Expenditures, and Changes in Fund Balances - All Governmental Fund Types - June 30, 2015 42

Combined Statement of Revenues, Expenditures, and Changes in Fund Balances - All Governmental Fund Types - June 30, 2014 43

Combined Statement of Revenues, Expenditures, and Changes in Fund Balances - Budget and Actual - All Governmental Fund Types - June 30, 2015 44

**JOHN A. LOGAN COLLEGE
COMMUNITY COLLEGE DISTRICT #530
CARTERVILLE, ILLINOIS**

TABLE OF CONTENTS (CONTINUED)

OTHER SUPPLEMENTAL INFORMATION (CONTINUED)

FINANCIAL STATEMENTS (CONTINUED)

Combined Statement of Revenues, Expenditures, and Changes in Fund Balances - Budget and Actual - All Governmental Fund Types - June 30, 2014	45
Statement of Revenues, Expenses, and Changed in Retained Earnings - Budget and Actual - Proprietary Fund Type - June 30, 2015	46
Statement of Revenues, Expenses, and Changed in Retained Earnings - Budget and Actual - Proprietary Fund Type - June 30, 2014	47
Statement of Cash Flows - Proprietary Fund Type - June 30, 2015	48
Statement of Cash Flows - Proprietary Fund Type - June 30, 2014	49
<i>Governmental Fund Types</i>	
Combining Balance Sheet - Governmental Fund Types - General Fund - June 30, 2015	50
Combining Balance Sheet - Governmental Fund Types - General Fund - June 30, 2014	51
Combining Statement of Revenues, Expenditures, and Changes in Fund Balances - Governmental Fund Types - General Fund - June 30, 2015	52
Combining Statement of Revenues, Expenditures, and Changes in Fund Balances - Governmental Fund Types - General Fund - June 30, 2014	53
Combining Balance Sheet - Governmental Fund Types - Special Revenue Funds - June 30, 2015	54
Combining Balance Sheet - Governmental Fund Types - Special Revenue Funds - June 30, 2014	55
Combining Statement of Revenues, Expenditures, and Changes in Fund Balances - Governmental Fund Types - Special Revenue Funds - June 30, 2015	56
Combining Statement of Revenues, Expenditures, and Changes in Fund Balances - Governmental Fund Types - Special Revenue Funds - June 30, 2014	57
<i>Fiduciary Fund Type</i>	
Balance Sheet - Fiduciary Fund - June 30, 2015	58

**JOHN A. LOGAN COLLEGE
COMMUNITY COLLEGE DISTRICT #530
CARTERVILLE, ILLINOIS**

TABLE OF CONTENTS (CONTINUED)

OTHER SUPPLEMENTAL INFORMATION (CONCLUDED)

FINANCIAL STATEMENTS (CONCLUDED)

Balance Sheet - Fiduciary Fund - June 30, 2014	59
--	----

OTHER DATA

Schedule of Valuations and Tax Extensions - <i>Unaudited</i>	60
--	----

Schedule of Legal Debt Margin - <i>Unaudited</i>	61
--	----

Schedule of Insurance in Force - <i>Unaudited</i>	62
---	----

UNIFORM FINANCIAL STATEMENT (UFS)

All Funds Summary (UFS#1)	63
---------------------------	----

Summary of Fixed Assets and Debt (UFS#2)	64
--	----

Operating Funds Revenues and Expenditures (UFS#3)	65 - 66
---	---------

Restricted Purposes Fund Revenues and Expenditures (UFS#4)	67
--	----

Current Funds * Expenditures by Activity (UFS#5)	68
--	----

CERTIFICATION OF CHARGEBACK REIMBURSEMENT

Certification of Chargeback Reimbursement	69
---	----

STATE COMPLIANCE SECTION

ILLINOIS COMMUNITY COLLEGE BOARD

STATE GRANTS FINANCIAL COMPLIANCE SECTION

Independent Auditor's Report on Compliance with State Requirements for Career and Technical Education - Program Improvement Grant and Adult Education and Family Literacy Grants	70 - 71
--	---------

State Adult Education Restricted Funds

Balance Sheet	72
---------------	----

Statement of Revenues, Expenditures, and Changes in Fund Balance	73
--	----

**JOHN A. LOGAN COLLEGE
COMMUNITY COLLEGE DISTRICT #530
CARTERVILLE, ILLINOIS**

TABLE OF CONTENTS (CONTINUED)

STATE COMPLIANCE SECTION (CONCLUDED)

ILLINOIS COMMUNITY COLLEGE BOARD

STATE GRANTS FINANCIAL COMPLIANCE SECTION (CONCLUDED)

ICCB Compliance Statement for the Adult Education and Family Literacy Grant - Expenditure Amounts and Percentages for ICCB Grant Funds Only	74
<i>Career and Technical Education-Program Improvement</i>	
Balance Sheet	75
Statement of Revenues, Expenditures, and Changes in Fund Balance	76
Notes to Financial Statements	77
Background Information on State Grant Activity	78
<u>SCHEDULES OF ENROLLMENT DATA AND RECONCILIATION OF SEMESTER CREDIT HOURS</u>	
Independent Auditor's Report on the Schedule of Enrollment Data and Other Bases upon Which Claims are Filed	79
Schedule of Enrollment Data and Other Bases upon Which Claims are Filed	80
Reconciliation of Total Reimbursable Semester Credit Hours	81
Documentation of Residency Verification Steps	82 - 84

FEDERAL COMPLIANCE SECTION

Independent Auditor's Report on Compliance for Each Major Federal Program and on Internal Control Over Compliance in Accordance with OMB Circular A-133	85 - 87
Schedule of Expenditures of Federal Awards	88 - 89
Notes to the Schedule of Expenditures of Federal Awards	90
Background Information on Federal Grant Activity	91

**JOHN A. LOGAN COLLEGE
COMMUNITY COLLEGE DISTRICT #530
CARTERVILLE, ILLINOIS**

TABLE OF CONTENTS (CONCLUDED)

FEDERAL COMPLIANCE SECTION (CONCLUDED)

Schedule of Findings and Questioned Costs

Section I – Summary of Auditor’s Results	92
Section II – Financial Statement Findings	93
Section III – Federal Award Findings and Questioned Costs	94 - 95
Section IV – Corrective Action Plan	96
Section V – Summary of Prior Audit Findings	97

ILLINOIS DEPARTMENT OF HUMAN SERVICES SECTION

Independent Auditor’s Report on Illinois Department of Human Services Grant Report	98
Illinois Department of Human Services Grant Report	99 - 100



INDEPENDENT AUDITOR'S REPORT

Board of Trustees
John A. Logan College
Community College District No. 530
Carterville, Illinois 62918

Report on the Financial Statements

We have audited the accompanying financial statements of the business-type activities of John A. Logan Community College District No. 530 and the discretely presented component unit, John A. Logan College Foundation, as of and for the year ended June 30, 2015, and the related notes to the financial statements, which collectively comprise the College's basic financial statements as listed in the table of contents.

Management's Responsibility for the Financial Statements

Management is responsible for the preparation and fair presentation of these financial statements in accordance with accounting principles generally accepted in the United States of America; this includes the design, implementation, and maintenance of internal control relevant to the preparation and fair presentation of financial statements that are free from material misstatement, whether due to fraud or error.

Auditor's Responsibility

Our responsibility is to express an opinion on these financial statements based on our audit. We conducted our audit in accordance with auditing standards generally accepted in the United States of America and the standards applicable to financial audits contained in *Government Auditing Standards*, issued by the Comptroller General of the United States. Those standards require that we plan and perform the audit to obtain reasonable assurance about whether the basic financial statements are free of material misstatement.

An audit involves performing procedures to obtain audit evidence about the amounts and disclosures in the financial statements. The procedures selected depend on the auditor's judgment, including the assessment of the risks of material misstatement of the financial statements, whether due to fraud or error. In making those risk assessments, the auditor considers internal control relevant to the entity's preparation and fair presentation of the financial statements in order to design audit procedures that are appropriate in the circumstances, but not for the purpose of expressing an opinion on the effectiveness of the entity's internal control. Accordingly, we express no such opinion. An audit also includes evaluating the appropriateness of accounting principles used and the reasonableness of significant accounting estimates made by management, as well as evaluating the overall presentation of the financial statements.

We believe that the audit evidence we have obtained is sufficient and appropriate to provide a basis for our audit opinion.

Opinion

In our opinion, the financial statements referred to above present fairly, in all material respects, the respective financial position of the business-type activities and the discretely presented component unit of John A. Logan Community College District No. 530, as of June 30, 2015, and the respective changes in financial position, and cash flows thereof for the year then ended in conformity with accounting principles generally accepted in the United States of America.

Other Matters

Required Supplementary Information

Accounting principles generally accepted in the United States of America require that the management's discussion and analysis and the State Universities Retirement System of Illinois trend data, Schedule of Funding Progress, and Schedule of Employer Contributions on pages 6a-6f and 37-39, respectively, be presented to supplement the basic financial statements. Such information, although not a part of the basic financial statements, is required by the Governmental Accounting Standards Board, who considers it to be an essential part of the financial reporting for placing the basic financial statements in an appropriate operational, economic, or historical context. We have applied certain limited procedures to the required supplementary information in accordance with auditing standards generally accepted in the United States of America, which consisted of inquiries of management about the methods of preparing the information and comparing the information for consistency with management's responses to our inquiries, the basic financial statements, and other knowledge we obtained during our audit of the basic financial statements. We do not express an opinion or provide any assurance on the information because the limited procedures do not provide us with sufficient evidence to express an opinion or provide any assurance.

Other Information

Our audit was conducted for the purpose of forming an opinion on the financial statements that collectively comprise John A. Logan Community College District No. 530's basic financial statements. The other supplemental information as listed in the table of contents is presented for purposes of additional analysis and is not a required part of the basic financial statements. The schedule of expenditures of federal awards is presented for purposes of additional analysis as required by U.S. Office of Management and Budget Circular A-133, *Audits of States, Local Governments, and Non-Profit Organizations*, and is also not a required part of the basic financial statements.

The other supplemental information, including the schedule of expenditures of federal awards, is the responsibility of management and was derived from and relates directly to the underlying accounting and other records used to prepare the financial statements. Such information, except for the portion marked unaudited, has been subjected to the auditing procedures applied in the audit of the basic financial statements and certain additional procedures, including comparing and reconciling such information directly to the underlying accounting and other records used to prepare the basic financial statements or to the basic financial statements themselves, and other additional procedures in accordance with auditing standards generally accepted in the United States of America. In our opinion, the information is fairly stated in all material respects in relation to the basic financial statements as a whole.

We have also previously audited, in accordance with auditing standards generally accepted in the United States of America, John A. Logan Community College District No. 530's basic financial statements for the year ended June 30, 2014, which are not presented with the accompanying financial statements and we expressed an unmodified opinion on the respective financial statements of the business-type activities and the discretely presented component unit. That audit was conducted for the purpose of forming an opinion on the financial statements that collectively comprise John A. Logan College's basic financial statements as a whole. The 2014 financial information, as listed in the table of contents, is presented for purposes of additional analysis and is not a required part of the basic financial statements. Such information is the responsibility of management and was derived from and relates directly to the underlying accounting and other records used to prepare the 2014 basic financial statements. The information has been subjected to the auditing procedures applied in the audit of those basic financial statements and certain additional procedures, including comparing and reconciling such information directly to the underlying accounting and other records used to prepare the basic financial statements or to the basic financial statements themselves, and other additional procedures in accordance with auditing standards generally accepted in the United States of America. In our opinion, the 2014 financial information, as listed in the table of contents, is fairly stated in all material respects in relation to the basic financial statements from which they have been derived.

Other Reporting Required by *Government Auditing Standards*

In accordance with *Government Auditing Standards*, we have also issued our report dated October 15, 2015, on our consideration of John A. Logan Community College District No. 530's internal control over financial reporting and on our tests of its compliance with certain provisions of laws, regulations, contracts, and grant agreements and other matters. The purpose of that report is to describe the scope of our testing of internal control over financial reporting and compliance and the results of that testing, and not to provide an opinion on the internal control over financial reporting or on compliance. That report is an integral part of an audit performed in accordance with *Government Auditing Standards* in considering the College's internal control over financial reporting and compliance.

Kemper CPA Group LLP

KEMPER CPA GROUP LLP

Certified Public Accountants and Consultants

Marion, Illinois
October 15, 2015



**INDEPENDENT AUDITOR'S REPORT ON INTERNAL CONTROL OVER
FINANCIAL REPORTING AND ON COMPLIANCE AND OTHER MATTERS
BASED ON AN AUDIT OF FINANCIAL STATEMENTS PERFORMED IN
ACCORDANCE WITH *GOVERNMENT AUDITING STANDARDS***

Board of Trustees
John A. Logan College
Community College District No. 530
Carterville, Illinois 62918

We have audited, in accordance with auditing standards generally accepted in the United States of America and the standards applicable to financial audits contained in *Government Auditing Standards* issued by the Comptroller General of the United States, the financial statements of the business-type activities and the discretely presented component unit of John A. Logan Community College District No. 530 as of and for the year ended June 30, 2015, and the related notes to the financial statements, which collectively comprise John A. Logan Community College District No. 530's basic financial statements, and have issued our report thereon dated October 15, 2015. The financial statements of the John A. Logan College Foundation were not audited in accordance with *Government Auditing Standards*, and accordingly, this report does not include reporting on internal control over financial reporting or instances of reportable noncompliance associated with the John A. Logan College Foundation.

Internal Control over Financial Reporting

In planning and performing our audit of the financial statements, we considered John A. Logan Community College District No. 530's internal control over financial reporting (internal control) to determine the audit procedures that are appropriate in the circumstances for the purpose of expressing our opinion on the financial statements, but not for the purpose of expressing an opinion on the effectiveness of John A. Logan Community College District No. 530's internal control. Accordingly, we do not express an opinion on the effectiveness of John A. Logan Community College District No. 530's internal control.

A *deficiency in internal control* exists when the design or operation of a control does not allow management or employees, in the normal course of performing their assigned functions, to prevent, or detect and correct, misstatements on a timely basis. A *material weakness* is a deficiency, or a combination of deficiencies, in internal control, such that there is a reasonable possibility that a material misstatement of the entity's financial statements will not be prevented, or detected and corrected on a timely basis. A *significant deficiency* is a deficiency, or a combination of deficiencies, in internal control that is less severe than a material weakness, yet important enough to merit attention by those charged with governance.

Our consideration of internal control was for the limited purpose described in the first paragraph of this section and was not designed to identify all deficiencies in internal control that might be material weaknesses or significant deficiencies. Given these limitations, during our audit we did not identify any deficiencies in internal control that we consider to be material weaknesses. However, material weaknesses may exist that have not been identified.

Compliance and Other Matters

As part of obtaining reasonable assurance about whether John A. Logan Community College District No. 530's financial statements are free from material misstatement, we performed tests of its compliance with certain provisions of laws, regulations, contracts, and grant agreements, noncompliance with which could have a direct and material effect on the determination of financial statement amounts. However, providing an opinion on compliance with those provisions was not an objective of our audit, and accordingly, we do not express such an opinion. The results of our tests disclosed no instances of noncompliance or other matters that are required to be reported under *Government Auditing Standards*.

We also noted certain matters that we reported to management of the College, in a separate letter dated October 15, 2015.

Purpose of this Report

The purpose of this report is solely to describe the scope of our testing of internal control and compliance and the results of that testing, and not to provide an opinion on the effectiveness of the entity's internal control or on compliance. This report is an integral part of an audit performed in accordance with *Government Auditing Standards* in considering the entity's internal control and compliance. Accordingly, this communication is not suitable for any other purpose.



KEMPER CPA GROUP LLP
Certified Public Accountants and Consultants

Marion, Illinois
October 15, 2015

MANAGEMENT'S DISCUSSION AND ANALYSIS

**JOHN A. LOGAN COLLEGE
COMMUNITY COLLEGE DISTRICT #530
CARTERVILLE, ILLINOIS**

**MANAGEMENT’S DISCUSSION AND ANALYSIS
JUNE 30, 2015**

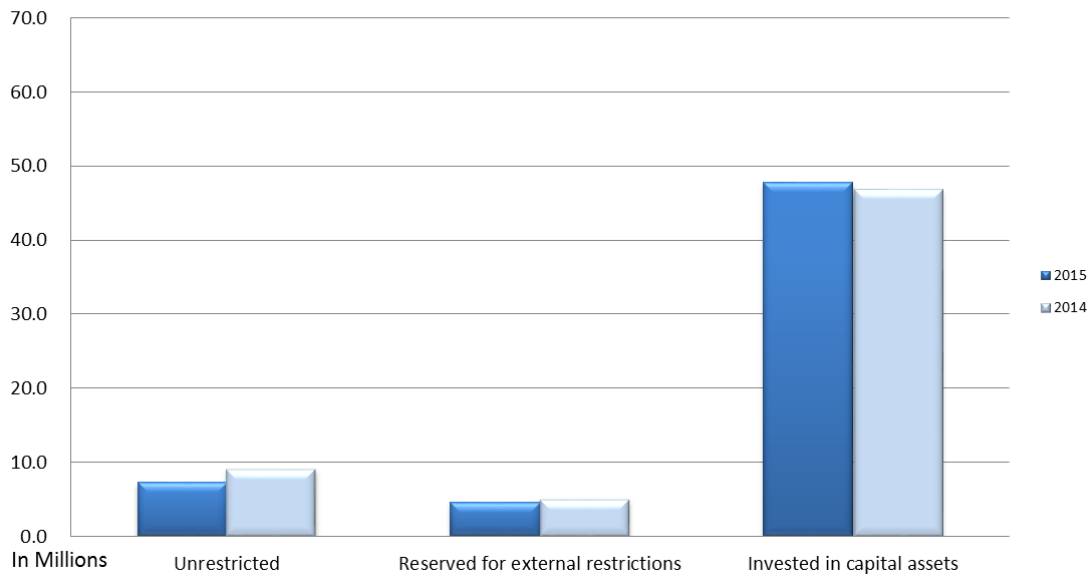
This section of John A. Logan College’s Annual Financial Report presents management’s discussion and analysis of the College’s financial activity during the fiscal years ended June 30, 2015, and June 30, 2014. Since this management’s discussion and analysis is designed to focus on current activities, resulting change, and currently known facts, please read it in conjunction with the College’s basic financial statements (pages 7-9), and the notes to financial statements (pages 10-36). Responsibility for the completeness and fairness of this information rests with the College.

Using This Annual Report

The basic financial statements focus on the College as a whole. These basic statements (see pages 7-9) are designed to emulate corporate presentation models whereby all College activities are consolidated into one total. The focus of the Statement of Net Position is designed to be similar to bottom line results for the College. This statement combines and consolidates current financial resources (short-term spendable resources) with capital assets. The Statement of Revenues, Expenses, and Changes in Net Position focuses on both the gross costs and the net costs of College activities which are supported mainly by property taxes and by state and other revenues. This approach is intended to summarize and simplify the user’s analysis of costs of various College services to students and the public.

Financial Highlights

Comparison of Net Position Fiscal Years 2015 and 2014



**JOHN A. LOGAN COLLEGE
COMMUNITY COLLEGE DISTRICT #530
CARTERVILLE, ILLINOIS**

**MANAGEMENT'S DISCUSSION AND ANALYSIS (CONTINUED)
JUNE 30, 2015**

As of June 30, 2015, the College's net position decreased to \$59.7 million from \$61.1 million at June 30, 2014. While total revenues decreased \$0.9 million largely due to a decrease in student tuition and state and federal grants, expenditures decreased by \$3.2 million due to college-wide spending reductions. These figures are excluding the SURS On-behalf figures.

Financial Analysis of the College as a Whole

	Net Position (in millions)		Increase	Percent
	<u>2015</u>	<u>2014</u>	<u>(Decrease)</u>	<u>Change</u>
ASSETS				
Current				
Current assets	\$ 26.8	\$ 26.3	\$ 0.5	1.9
Non-Current				
Restricted assets	3.8	4.4	(0.6)	(13.6)
Capital assets, net	<u>65.7</u>	<u>65.1</u>	<u>0.6</u>	0.9
Total assets	96.3	95.8	0.5	0.5
DEFERRED OUTFLOWS OF RESOURCES	0.2	-	0.2	100.0
LIABILITIES				
Current liabilities	6.6	5.7	0.9	15.8
Non-current liabilities	<u>25.2</u>	<u>25.2</u>	<u>0.0</u>	0.0
Total liabilities	31.8	30.9	0.9	2.9
DEFERRED INFLOWS OF RESOURCES	5.0	3.8	1.2	31.6
NET ASSETS				
Invested in capital assets	47.9	46.8	1.1	2.4
Reserved for external restrictions	4.6	5.1	(0.5)	(9.8)
Unrestricted	<u>7.2</u>	<u>9.2</u>	<u>(2.0)</u>	(21.7)
Total net assets	<u>\$ 59.7</u>	<u>\$ 61.1</u>	<u>\$ (1.4)</u>	(2.3)

This schedule is prepared from the College's statement of net position (page 7) which is presented on an accrual basis of accounting whereby assets are capitalized and depreciated. Total deferred inflows and outflows are due to GASB 65 reporting.

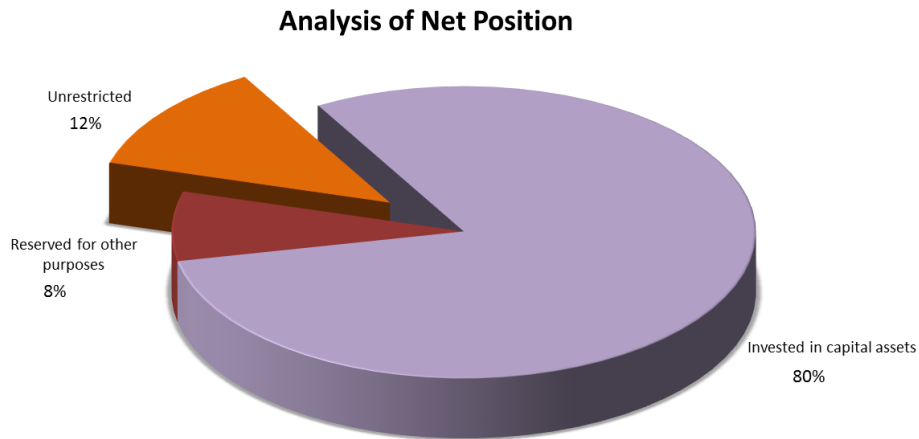
Current assets increased \$0.5 million primarily due to an increase in tuition receivable. Total allocations for credit hour grants and equalization payments were not received from the state as of June 30, 2015. Total non-current assets remained steady between the two years.

Current liabilities increased \$0.9 million primarily due to an increase in bond-related payables, an increase in accounts payable, and a portion of the ICCB reimbursement becoming a current liability at fiscal year-end. Non-current liabilities remained steady between the two years.

**JOHN A. LOGAN COLLEGE
COMMUNITY COLLEGE DISTRICT #530
CARTERVILLE, ILLINOIS**

**MANAGEMENT'S DISCUSSION AND ANALYSIS (CONTINUED)
JUNE 30, 2015**

The following is a graphic illustration of net position:



**Capital Assets, Net
(in millions)**

CAPITAL ASSETS	Capital Assets <u>2015</u>	Capital Assets <u>2014</u>	Increase (Decrease)	Percent <u>Change</u>
Site	\$ 0.3	\$ 0.3	\$ 0.0	0.0
Site improvement	1.2	1.0	0.2	20.0
Buildings, additions and improvements	89.1	88.3	0.8	0.9
Equipment	<u>11.2</u>	<u>8.8</u>	<u>2.4</u>	27.3
Total cost	101.8	98.4	3.4	3.5
Less accumulated depreciation	<u>36.1</u>	<u>33.3</u>	<u>2.8</u>	8.4
Capital assets, net	<u>\$ 65.7</u>	<u>\$ 65.1</u>	<u>\$ 0.6</u>	0.9

The College completed \$517,851 in protection, health, and safety projects as of June 30, 2015. Other construction projects completed for a total of \$536,943 were Network Upgrades and Fiber Optic Cable installation. The Capital Development Board also completed the Community Health Education Complex 2nd floor. There are currently no other known facts, decisions or conditions which will have a significant effect on the financial position (net position) or results of operation (revenues, expenses and changes in net position).

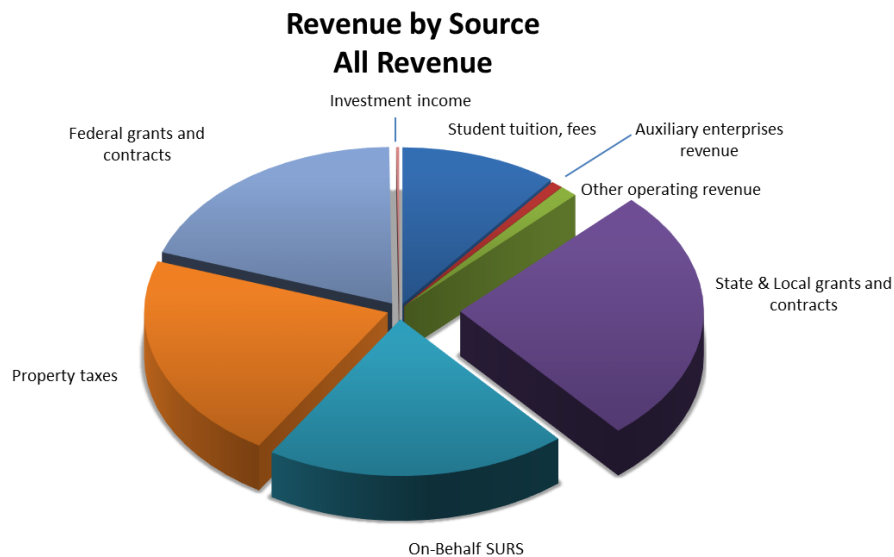
**JOHN A. LOGAN COLLEGE
COMMUNITY COLLEGE DISTRICT #530
CARTERVILLE, ILLINOIS**

**MANAGEMENT'S DISCUSSION AND ANALYSIS (CONTINUED)
JUNE 30, 2015**

**Operating Results
(in millions)**

REVENUES	<u>2015</u>	<u>2014</u>	<u>Increase (Decrease)</u>	<u>Percent Change</u>
OPERATING REVENUES				
Student tuition, fees	\$ 5.3	\$ 5.8	\$ (0.5)	(8.6)
Auxiliary enterprises revenue	0.4	0.3	0.1	33.3
On-behalf SURS	10.2	8.3	1.9	22.9
Other operating revenue	<u>0.6</u>	<u>0.9</u>	<u>(0.3)</u>	(33.3)
Total operating revenues	16.5	15.3	1.2	7.8
Less operating expenses	<u>51.2</u>	<u>51.4</u>	<u>(0.2)</u>	(0.4)
Net operating income (loss)	<u>(34.7)</u>	<u>(36.1)</u>	<u>1.4</u>	(3.9)
NON-OPERATING REVENUES (EXPENSES)				
State and local grants and contracts	13.4	14.0	(0.6)	(4.3)
Property taxes	10.9	9.9	1.0	10.1
Federal grants and contracts	9.9	10.5	(0.6)	(5.7)
Nongovernmental gifts, grants, and bequests	0.1	0.1	0.0	0.0
Investment income	0.1	0.1	0.0	0.0
Bond interest expense	(0.8)	(0.9)	0.1	(11.1)
ICCB Adjustment	<u>(0.3)</u>	<u>(1.3)</u>	<u>1.0</u>	(76.9)
Non-operating revenues (expenses), net	<u>33.3</u>	<u>32.4</u>	<u>0.9</u>	2.8
Net income (loss)	<u>\$ (1.4)</u>	<u>\$ (3.7)</u>	<u>\$ 2.3</u>	(62.2)

The following is a graphic illustration of revenues by source:



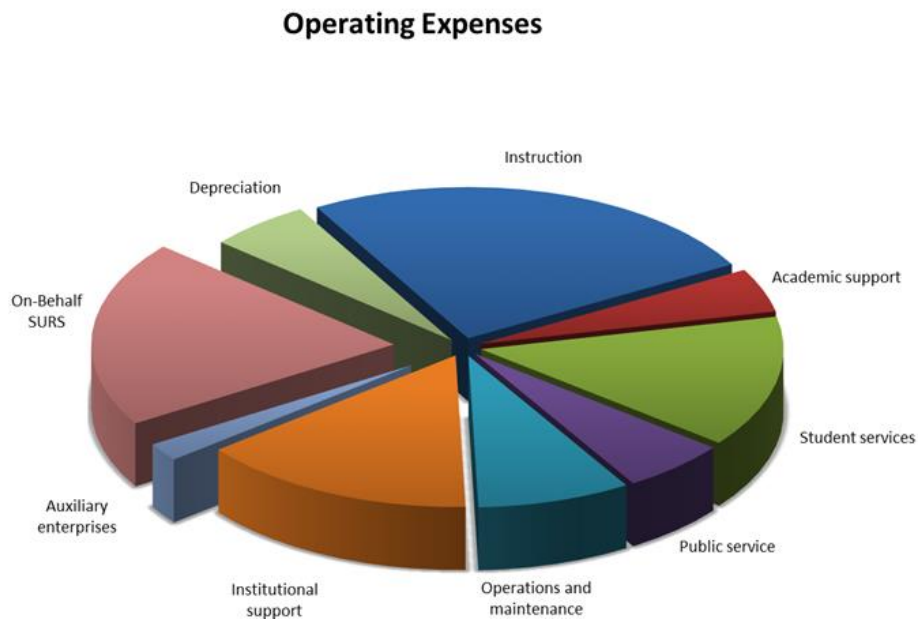
**JOHN A. LOGAN COLLEGE
COMMUNITY COLLEGE DISTRICT #530
CARTERVILLE, ILLINOIS**

**MANAGEMENT'S DISCUSSION AND ANALYSIS (CONTINUED)
JUNE 30, 2015**

**Operating Expenses
(in millions)**

EXPENSES	<u>2015</u>	<u>2014</u>	<u>Increase (Decrease)</u>	<u>Percent Change</u>
Operating expenses:				
Instruction	\$12.9	\$12.7	0.2	1.6
Academic support	2.4	2.6	(0.2)	(7.7)
Student services	7.2	7.7	(0.5)	(6.5)
Public service	2.9	3.5	(0.6)	(17.1)
Operations and maintenance	4.2	4.6	(0.4)	(8.7)
Institutional support	7.6	8.4	(0.8)	(9.5)
Auxiliary enterprises	1.0	1.2	(0.2)	(16.7)
On-behalf SURS	10.2	8.3	1.9	22.9
Depreciation	<u>2.8</u>	<u>2.4</u>	<u>0.4</u>	16.7
Total operating expenses	<u>\$51.2</u>	<u>\$51.4</u>	<u>\$ (0.2)</u>	(0.4)

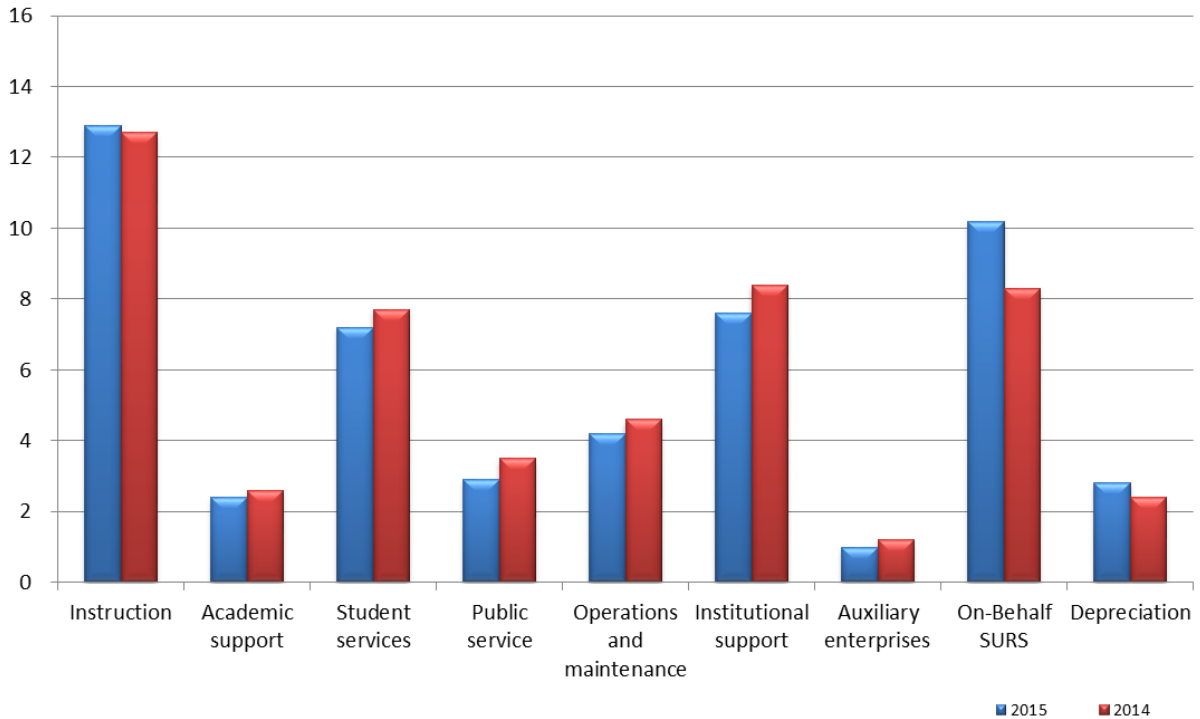
The following is a graphic illustration of operating expenses:



**JOHN A. LOGAN COLLEGE
COMMUNITY COLLEGE DISTRICT #530
CARTERVILLE, ILLINOIS**

**MANAGEMENT'S DISCUSSION AND ANALYSIS (CONTINUED)
JUNE 30, 2015**

**Comparison of Operating Expenses Fiscal Years 2015 and
2014**



Operating expenses at June 30, 2015 essentially stayed flat overall at \$51.2 million over the same period in fiscal year 2014. There was a \$1.9 million increase in payments made by the State of Illinois, on behalf of the College, into the State Universities Retirement System (SURS). Net of the SURS On behalf payments, operating expenses decreased by \$2.1 million - largely due to a decrease in Institutional Support related to the vast majority of expenses for the new ERP system being expensed in the prior fiscal year. Public Service expenses decreased due to a restructuring of operations at the Community Health Education Complex (CHEC). Operations and Maintenance expenses also decreased due to a reduction in custodial related expenses.

BASIC FINANCIAL STATEMENTS

**JOHN A. LOGAN COLLEGE
COMMUNITY COLLEGE DISTRICT NO. 530
CARTERVILLE, ILLINOIS**

**STATEMENT OF NET POSITION
JUNE 30, 2015**

	<u>Component Unit</u>	
	<u>John A. Logan College</u>	<u>John A. Logan College Foundation</u>
Assets		
Current Assets		
Cash and Cash Equivalents	\$ 15,308,270	\$ 725,601
Less Restricted Cash and Cash Equivalents	(3,775,233)	-
Short-Term Investments	-	695,096
Receivables		
Property Taxes	5,358,464	-
Governmental Claims	4,497,876	-
Tuition and Fees, Net of Allowance for Doubtful Accounts of \$1,238,120	4,921,617	-
Accrued Interest Receivable	16,940	1,237
Other	30,794	20,735
Inventories	9,560	-
Prepaid Expenses	427,789	7,138
Total Current Assets	<u>26,796,077</u>	<u>1,449,807</u>
Non-Current Assets		
Restricted Cash and Cash Equivalents	3,775,233	-
Long-Term Investments	-	5,359,719
Capital Assets	101,836,722	-
Less Allowance for Depreciation	(36,109,942)	-
Total Non-Current Assets	<u>69,502,013</u>	<u>5,359,719</u>
Total Assets	<u>96,298,090</u>	<u>6,809,526</u>
Deferred Outflows of Resources		
Federal, Trust, or Grant Pension Contributions	182,837	-
Loss on Debt Defeasance	32,432	-
Total Deferred Outflows of Resources	<u>215,269</u>	<u>-</u>
Liabilities		
Current Liabilities		
Accounts Payable	687,914	26,144
Accrued Expenses	3,723,077	-
Unearned Revenue	367,582	11,085
Deposits Held in Custody	80,282	-
Accrued Bond Interest	114,064	-
Deferred Bond Premium, Net	114,016	-
Lease-Purchase Payable, Due in One Year	199,712	-
Bonds Payable, Due in One Year	1,040,000	-
ICCB Reimbursement, Due in One Year	258,626	-
Total Current Liabilities	<u>6,585,273</u>	<u>37,229</u>
Non-Current Liabilities		
Post-Retirement Benefit Obligation	3,541,393	-
Lease-Purchase Payable, Due in More Than One Year	599,137	-
Bonds Payable, Due in More Than One Year	19,750,000	-
ICCB Reimbursement, Due in More Than One Year	1,396,343	-
Total Non-Current Liabilities	<u>25,286,873</u>	<u>-</u>
Total Liabilities	<u>31,872,146</u>	<u>37,229</u>
Deferred Inflows of Resources		
Deferred Tuition and Fees	4,493,381	-
Deferred SIH Agreement Proceeds	459,860	-
Total Deferred Inflows of Resources	<u>4,953,241</u>	<u>-</u>
Net Position		
Net Investment in Capital Assets	47,918,068	-
Restricted for		
Expendable - Debt Service	766,247	-
Expendable - Other	3,866,501	-
Permanently Restricted	-	3,624,086
Temporarily Restricted	-	1,533,706
Unrestricted	7,137,156	1,614,505
Total Net Position	<u>\$ 59,687,972</u>	<u>\$ 6,772,297</u>

The accompanying notes are an integral part of these financial statements.

**JOHN A. LOGAN COLLEGE
COMMUNITY COLLEGE DISTRICT NO. 530
CARTERVILLE, ILLINOIS**

**STATEMENT OF REVENUES, EXPENSES, AND CHANGES IN NET POSITION
FOR THE YEAR ENDED JUNE 30, 2015**

	<u>John A. Logan College</u>	<u>Component Unit John A. Logan College Foundation</u>
Revenues		
Operating Revenues:		
Student Tuition and Fees, Net of Scholarship		
Allowances of \$8,023,800	\$ 5,302,642	\$ -
Donations	-	855,410
Auxiliary Enterprise	367,506	-
Chargeback	25,873	-
On-behalf - State Universities Retirement System	10,183,276	-
Other	640,503	36,062
Total Operating Revenues	<u>16,519,800</u>	<u>891,472</u>
Expenses		
Operating Expenses:		
Instruction	12,905,958	-
Academic Support	2,371,745	-
Student Services	3,638,879	871,929
Public Service/Continuing Education	2,900,423	-
Operation and Maintenance of Plant	4,234,192	-
Institutional Support	7,612,968	-
Auxiliary Enterprise	971,341	-
Scholarships, Student Grants, and Waivers	3,622,557	-
On-behalf - State Universities Retirement System	10,183,276	-
Depreciation	2,810,815	-
Total Operating Expenses	<u>51,252,154</u>	<u>871,929</u>
Operating Income (Loss)	<u>(34,732,354)</u>	<u>19,543</u>
Non-Operating Revenues (Expenses)		
Property Taxes	10,259,914	-
Corporate Personal Property Replacement Taxes	676,482	-
State Grants and Contracts	13,409,113	-
Federal Grants and Contracts	9,942,627	-
Nongovernmental Gifts, Grants, and Bequests	104,788	-
Interest Income	39,277	153,672
Interest Expense	(751,928)	-
ICCB Reimbursement	(346,574)	-
Realized Capital Gains (Losses)	-	247,794
Unrealized Capital Gains (Losses)	-	(232,500)
Total Non-Operating Revenues (Expenses)	<u>33,333,699</u>	<u>168,966</u>
Increase (Decrease) in Net Position	(1,398,655)	188,509
Net Position, July 1, 2014	<u>61,086,627</u>	<u>6,583,788</u>
Net Position, June 30, 2015	<u>\$ 59,687,972</u>	<u>\$ 6,772,297</u>

The accompanying notes are an integral part of these financial statements.

**JOHN A. LOGAN COLLEGE
COMMUNITY COLLEGE DISTRICT NO. 530
CARTERVILLE, ILLINOIS**

**STATEMENT OF CASH FLOWS
FOR THE YEAR ENDED JUNE 30, 2015**

Cash Flows from Operating Activities	
Tuition and Fees	\$ 4,401,269
Payments to Suppliers	1,612,204
Payments to and Benefits for Employees	(39,349,505)
Auxiliary Enterprise Charges	367,506
Other Receipts	655,661
Net Cash Provided (Used) by Operating Activities	<u>(32,312,865)</u>
Cash Flows from Noncapital Financing Activities	
Property Taxes	10,071,377
Corporate Personal Property Replacement Taxes	665,770
Receipt of Deposits Held in Custody	1,610,382
Disbursement of Deposits Held in Custody	(1,612,574)
Grants, Contracts, Gifts, and Bequests	23,166,880
Net Cash Provided (Used) by Noncapital Financing Activities	<u>33,901,835</u>
Cash Flows from Capital and Related Financing Activities	
Capital Grants, Contracts, Gifts, and Bequests	904,562
Interest Paid on Bonds	(838,175)
Principal Paid on Lease-Purchase Agreements	(199,712)
Principal Paid on Bonds	(575,000)
Proceeds from bond issue	3,899
Purchases of Capital Assets	(2,462,516)
Net Cash Provided (Used) by Capital and Related Financing Activities	<u>(3,166,942)</u>
Cash Flows from Investing Activities	
Interest Income	28,532
Net Cash Provided (Used) by Investing Activities	<u>28,532</u>
Net Increase (Decrease) in Cash and Cash Equivalents	(1,549,440)
Cash and Cash Equivalents, July 1, 2014	<u>16,857,710</u>
Cash and Cash Equivalents, June 30, 2015	<u>\$ 15,308,270</u>
Reconciliation of Operating Income (Loss) to Net Cash Provided (Used) by Operating Activities:	
Operating Income (Loss)	\$ (34,732,354)
Adjustments to Reconcile Operating Income (Loss) to Net Cash Provided (Used) by Operating Activities:	
Post-Retirement Benefit Obligation	(56,366)
Depreciation Expense	2,810,815
Bond Issuance Costs	289,465
Change in Current Assets and Liabilities:	
(Increase) Decrease in Tuition and Fees Receivables (net)	(2,110,599)
(Increase) Decrease in Other Receivables	6,640
(Increase) Decrease in Inventories	2,341
(Increase) Decrease in Prepaid Expenses	309,576
(Increase) Decrease in Federal, Trust, or Grant Pension Contributions	(182,837)
Increase (Decrease) in Accounts Payable	260,477
Increase (Decrease) in Accrued Expenses	(101,894)
Increase (Decrease) in Deferred Tuition and Fees	1,202,586
Increase (Decrease) in Unearned Revenue	(10,715)
Net Cash Provided (Used) by Operating Activities	<u>\$ (32,312,865)</u>

Noncash Capital and Related Financing Activities

During the year, the College issued Bonds Series, 2014 which advanced refunded Debt Certificates issued during the year ended June 30, 2013. \$3,000,000 was the bond issue of which \$2,907,993 was deposited in escrow, \$88,108 was bond issuance costs, and \$3,899 was deposited in District funds.

The College also entered into a Lease-Purchase Agreement totaling \$998,561 for Dell computer equipment.

The accompanying notes are an integral part of these financial statements.

**JOHN A. LOGAN COLLEGE
COMMUNITY COLLEGE DISTRICT NO. 530
CARTERVILLE, ILLINOIS**

**NOTES TO FINANCIAL STATEMENTS
JUNE 30, 2015**

NOTE 1: SUMMARY OF SIGNIFICANT ACCOUNTING POLICIES

John A. Logan Community College District No. 530 (the College) is organized under the Illinois Public Community College Act with partial funding by the Illinois Community College Board. The College encompasses parts of five counties in Southern Illinois. The accounting policies of the College conform to accounting principles generally accepted in the United States of America applicable to colleges and universities as well as those prescribed by the Illinois Community College Board (ICCB). The College reports are based on all applicable Government Accounting Standards Board (GASB) pronouncements as well as applicable Financial Accounting Standards Board (FASB) Statements and Interpretations, Accounting Principles Board Opinions, and Accounting Review Boards of Committee on Accounting Procedures issued on or before November 30, 1989, unless those pronouncements conflict with or contradict GASB pronouncements. When applicable, certain prior year amounts have been reclassified to conform to current year presentation. The fund information presented as supplementary information is presented in accordance with the governmental financial reporting model in effect before the adoption of GASB 35, Basic Financial Statements – and Management’s Discussion and Analysis – for Public Colleges and Universities.

A. Reporting Entity

The accompanying financial statements include all entities for which the Board of Trustees of the College has financial accountability.

In defining the financial reporting entity, the College has considered whether there are any potential component units. The decision to include a potential component unit in the reporting entity was made by applying the criteria set forth by GASB Statement No. 14, “The Financial Reporting Entity,” as amended by GASB Statement No. 39, “Determining Whether Certain Organizations are Component Units” and GASB Statement No. 61, “Financial Reporting Entity.” The primary criterion for including a potential component unit within the reporting entity is the financial accountability that the elected officials of the primary government have for the component unit as well as the presence of a financial benefit or burden relationship between the primary government and the component unit.

The criteria used in assessing financial accountability consist of (1) the primary government is financially accountable if it appoints a voting majority of the organization’s governing body and (a) it is able to impose its will on that organization or (b) there is a potential for the organization to provide specific financial benefits or impose specific financial burdens on the primary government; and (2) the primary government may be financially accountable if the organization is fiscally dependent. Fiscal dependency is determined if a component unit possesses one or more of the following characteristics: (1) it is unable to determine its budget without having the primary government approve or modify the budget; (2) it is unable to levy taxes or set rates or charges without approval by the primary government; or (3) it is unable to issue debt without approval of the primary government.

**JOHN A. LOGAN COLLEGE
COMMUNITY COLLEGE DISTRICT NO. 530
CARTERVILLE, ILLINOIS**

**NOTES TO FINANCIAL STATEMENTS (CONTINUED)
JUNE 30, 2015**

NOTE 1: SUMMARY OF SIGNIFICANT ACCOUNTING POLICIES (CONTINUED)

A. Reporting Entity (Concluded)

A financial benefit or burden relationship exists between the primary government and the component unit if any one of the following conditions exist: (1) the primary government is legally entitled to or can otherwise access the organization's resources; (2) the primary government is legally obligated or has otherwise assumed the obligation to finance the deficits of, or provide financial support to, the organization; or (3) the primary government is obligated in some manner for the debt of the organization.

Where no financial accountability exists, a legally separate, tax-exempt organization is reported as a component unit if all three of the following criteria are met: (1) the economic resources received or held by the organization are for the direct benefit of the primary government or its constituents; (2) the primary government is entitled to or has the ability to otherwise access a majority of the organization's economic resources; and (3) the economic resources received or held by the organization are significant to the primary government.

Using these criteria, the John A. Logan College Foundation (the Foundation) has been determined to be a legally separate, tax-exempt component unit of the College. The Foundation was organized and operates exclusively for educational and charitable purposes designed to promote the welfare of the College. The thirty-two member board of the Foundation consists of graduates and friends of the College. Although the College does not control the timing or amount of receipts from the Foundation, the majority of resources, or income thereof, which the Foundation holds and invests, are restricted to the activities of the College by the donors. Because these restricted resources held by the Foundation can only be used by or for the benefit of the College, the Foundation is considered a component unit of the College and is discretely presented in the College's financial statements. Complete financial statements for the Foundation can be obtained from the Foundation office.

B. Measurement Focus, Basis of Accounting, and Financial Statement Presentation

For financial reporting purposes, the College is considered a special-purpose government engaged only in business-type activities. Accordingly, the College's financial statements have been presented using the economic resources measurement focus and the accrual basis of accounting. Under the accrual basis, revenues are recognized when earned, and expenses are recorded when an obligation has been incurred. All significant intra-agency transactions have been eliminated.

Non-exchange transactions, in which the College receives value without directly giving equal value in return, include property taxes; federal, state, and local grants; state appropriations; and other contributions. On an accrual basis, revenue from property taxes is recognized in the period for which the levy is intended to finance. Revenue from grants, state appropriations, and other contributions is recognized in the year in which all eligibility requirements have been satisfied. Eligibility requirements include timing requirements, which specify the year when the resources are required to be used or the

**JOHN A. LOGAN COLLEGE
COMMUNITY COLLEGE DISTRICT NO. 530
CARTERVILLE, ILLINOIS**

**NOTES TO FINANCIAL STATEMENTS (CONTINUED)
JUNE 30, 2015**

NOTE 1: SUMMARY OF SIGNIFICANT ACCOUNTING POLICIES (CONTINUED)

B. Measurement Focus, Basis of Accounting, and Financial Statement Presentation (Concluded)

fiscal year when the use is first permitted, matching requirements, in which the College must provide local resources to be used for a specified purpose, and, expenditure requirements, in which the resources are provided to the College on a reimbursement basis.

C. Classification of Revenues and Expenses

Operating revenue includes activities that have the characteristics of exchange transactions such as (1) student tuition and fees and (2) sales and services of auxiliary enterprises, net of scholarship discounts and allowances. Non-operating revenue includes activities that have the characteristics of non-exchange transactions, such as (1) local property taxes, (2) state appropriations, (3) most federal, state, and local grants and contracts and federal appropriations, and (4) gifts and contributions. Operating expenses are those expenses directly attributable to the operations of the College. Incidental expenses are classified as non-operating expenses.

D. Cash and Cash Equivalents

Cash includes deposits held at banks and small amounts of cash held for change funds. Cash equivalents include deposits held in the Illinois Funds Money Market Fund as well as the Illinois School District Liquid Asset Fund Plus due to their liquidity and/or short-term nature.

The College's investment policy allows for cash deposits to be invested in accordance to those securities allowed for by statute. Chapter 122, Section 103.47 of the Illinois Public Community College Act and Chapter 85, Sections 901-907 of the Investment of the Public Funds Act allow current operating funds, special funds, interest and sinking funds, and other funds belonging to or in the custody of a community college, including restricted and non-restricted funds, to be invested in U.S. Treasury and U.S. Agencies, repurchase agreements, certificates of deposit, and the Illinois Treasurers' Investment Pool.

The College's policy reduces the risk related to cash deposits through requiring deposits in excess of the federally insured amount to be appropriately collateralized to the extent of 110% and such collateralization shall be evidenced by an approved written agreement.

E. Governmental Claims Receivable

This receivable is made up of amounts due from various state and federal granting agencies. These amounts are considered to be 100% collectible.

**JOHN A. LOGAN COLLEGE
COMMUNITY COLLEGE DISTRICT NO. 530
CARTERVILLE, ILLINOIS**

**NOTES TO FINANCIAL STATEMENTS (CONTINUED)
JUNE 30, 2015**

NOTE 1: SUMMARY OF SIGNIFICANT ACCOUNTING POLICIES (CONTINUED)

F. Inventories

Inventories are stated at the lower of cost (first in, first out method) or market.

G. Capital Assets

Capital assets include property, equipment, and infrastructure assets, such as roads and sidewalks. Capital assets are defined by the College as assets with an initial cost of \$2,500 or more and an estimated useful life in excess of 1 year. Such assets are recorded at historical cost or estimated historical cost if purchased or constructed. Donated capital assets are recorded at estimated fair market value at the date of donation. The costs of normal maintenance and repairs that do not add to the value of an asset or materially extend the asset's life are not capitalized. Major outlays for capital assets and improvements are capitalized as projects are constructed.

Depreciation is computed by the straight-line method over the estimated useful lives as follows:

Site Improvements	10 Years
Buildings and Improvements	50 Years
Equipment	8 Years
Vehicles	5 Years

H. Deferred Inflows

Unearned tuition and student fees and SIH agreement proceeds which were either collected or recorded in the current fiscal year but are applicable to periods occurring after year end give rise to deferred inflows.

I. Amortization of Debt Issuance Premiums/Discounts

The College amortizes debt issuance premiums and discounts by the effective interest method over the period the related debt issue is outstanding. The debt premium/discount is amortized by using the same interest rate as the related debt issue and the current period amortization is shown as a decrease (for a premium) or increase (for a discount) to current period interest expense.

**JOHN A. LOGAN COLLEGE
COMMUNITY COLLEGE DISTRICT NO. 530
CARTERVILLE, ILLINOIS**

**NOTES TO FINANCIAL STATEMENTS (CONTINUED)
JUNE 30, 2015**

NOTE 1: SUMMARY OF SIGNIFICANT ACCOUNTING POLICIES (CONTINUED)

J. Net Position

The College's net position is classified as follows:

Net Investment in Capital Assets – This represents the College's total investment in capital assets, net of accumulated depreciation and reduced by the outstanding balances of any bonds, mortgages, notes, or other borrowings that are attributable to the acquisition, construction, or improvement of those assets.

Restricted - Expendable – This represents assets/resources that are legally or contractually obligated to be spent in accordance with restrictions imposed by external third parties, reduced by liabilities and deferred inflow resources related to those assets. Sources of restricted revenue included federal, state, and private grants and contracts. Externally restricted funds may be utilized only in accordance with the purpose established by the source of such funds and are in contrast with unrestricted funds over which the Board of Trustees retains full control to use in achieving any of its institutional purposes. When both restricted and unrestricted resources are available for use, it is the College's policy to use restricted resources first, then unrestricted resources when they are needed.

Unrestricted – This represents unrestricted assets/resources derived from student tuition and fees, state appropriations, and sales and services of educational departments and auxiliary enterprises. These resources are used for transactions relating to the educational and general operations of the College and may be used at the discretion of the Board of Trustees to meet current expenses for any lawful purpose.

K. Budgets

Although the College adopts an expanded operational budget, the budget legally required by the Illinois Community College Board contains only a statement of cash on hand at the beginning of the fiscal year, an estimate of the cash expected to be received during such fiscal year from all sources, an estimate of the expenditures contemplated for such fiscal year, and a statement of the estimated cash expected to be on hand at the end of such year.

L. Estimates

The preparation of financial statements in conformity with accounting principles generally accepted in the United States of America requires the use of management's estimates and assumptions that affect certain reported amounts and disclosures. Accordingly, actual results may differ from those estimates.

**JOHN A. LOGAN COLLEGE
COMMUNITY COLLEGE DISTRICT NO. 530
CARTERVILLE, ILLINOIS**

**NOTES TO FINANCIAL STATEMENTS (CONTINUED)
JUNE 30, 2015**

NOTE 1: SUMMARY OF SIGNIFICANT ACCOUNTING POLICIES (CONCLUDED)

M. Insurance Coverage

The College is exposed to various risks of loss including, but not limited to torts; theft of, damage to, and destruction of assets; errors and omissions; injuries to employees; and natural disasters. To limit exposure to these risks, the College has obtained coverage from commercial insurance companies for all major programs: property, liability, and workmen's compensation. Expenditures and claims are recognized in the year in which they are notified of the loss. During the current fiscal year, there were no significant reductions in insurance coverage. Also, there have been no settlements which have exceeded insurance coverage during the past three fiscal years.

N. Pensions

For purposes of measuring the net pension liability, deferred outflows of resources and deferred inflows of resources related to pensions, and pension expense, information about the plan net position of the State Universities Retirement System (SURS or the System) and additions to/deductions from SURS' plan net position has been determined on the same basis as they are reported by SURS. For this purpose, benefit payments (including refunds of employee contributions) are recognized when due and payable in accordance with the benefit terms. Investments are reported at fair value.

For the purposes of financial reporting, the State of Illinois and participating employers are considered to be under a special funding situation. A special funding situation is defined as a circumstance in which a non-employer entity is legally responsible for making contributions directly to a pension plan that is used to provide pensions to the employees of another entity or entities and either (1) the amount of the contributions for which the non-employer entity is legally responsible is not dependent upon one or more events unrelated to pensions or (2) the non-employer is the only entity with a legal obligation to make contributions directly to a pension plan. The State of Illinois is considered a non-employer contributing entity. Participating employers are considered employer contributing entities.

O. Subsequent Events

The College has evaluated subsequent events through October 15, 2015, the date which the financial statements were available to be issued.

**JOHN A. LOGAN COLLEGE
COMMUNITY COLLEGE DISTRICT NO. 530
CARTERVILLE, ILLINOIS**

**NOTES TO FINANCIAL STATEMENTS (CONTINUED)
JUNE 30, 2015**

NOTE 2: CASH AND CASH EQUIVALENTS

At June 30, 2015, the carrying amount and bank balance of the College's deposits, which does not include cash on hand and petty cash of \$1,635 is as follows:

<u>Institution</u>	<u>Carrying Amount</u>	<u>Bank Balance</u>
Cash Deposits:		
DuQuoin State Bank	\$ 6,365,635	\$ 6,881,050
Old National Bank	39,254	31,598
Investments:		
Illinois Funds Money Market Fund	2,243,621	2,238,772
Illinois School District Liquid Asset Fund Plus (ISDLAF)	<u>6,658,125</u>	<u>6,658,125</u>
Total Cash and Cash Equivalents	<u>\$ 15,306,635</u>	<u>\$ 15,809,545</u>

Custodial Credit Risk

Custodial credit risk is the risk that in the event of a bank failure, the College's deposits may not be returned. To guard against custodial credit risk for deposits with financial institutions, the College's investment policy requires that deposits with financial institutions in excess of FDIC limits be secured by some form of collateral with a written agreement and held at an independent, third-party institution, in the name of the College. As of June 30, 2015, \$291,598 of the College's deposits were insured by the Federal Deposit Insurance Corporation (FDIC). The remaining \$6,621,050 was collateralized by securities pledged by the College's financial institution's agent in the College's name.

Interest Rate Risk

Interest rate risk is the risk that the fair value of investments will decrease as a result of an increase in interest rates. The College's investment policy does not limit the maturities of investments as a means of managing its exposure to fair value losses arising from increasing interest rates.

The Illinois Funds Money Market Fund, created by the Illinois General Assembly, provides custodians of public funds with an alternative investment vehicle which enable them to earn a competitive rate of return on fully collateralized investments, while maintaining immediate access to invested funds. The investment policy of the Illinois Funds Money Market Fund states that, unless authorized specifically by the Treasurer, a minimum of 75% of its investments shall have less than one year maturity and no investment shall exceed two years maturity. Given the liquidity and the overall nature of this Fund, the carrying value approximated fair value.

The ISDLAF is an investment trust formed pursuant to the Illinois Municipal Code and managed by a Board of Trustees elected from the participating members. The ISDLAD Plus is not registered with the SEC as an investment company. Investments in the ISDLAF are valued at share prices, which is the price the investment could be sold for. Given the liquidity and the overall nature of this Fund, the carrying value approximated fair value.

**JOHN A. LOGAN COLLEGE
COMMUNITY COLLEGE DISTRICT NO. 530
CARTERVILLE, ILLINOIS**

**NOTES TO FINANCIAL STATEMENTS (CONTINUED)
JUNE 30, 2015**

NOTE 2: CASH AND CASH EQUIVALENTS (CONCLUDED)

Credit Risk

Credit risk is the risk that the College will not recover its investments due to the ability of the counterparty to fulfill its obligation. Illinois statutes authorize the College to invest in obligations of the US Treasury and US Agencies, interest-bearing savings accounts, interest-bearing time deposits, money market mutual funds registered under the Investment Company Act of 1940 (limited to US Government obligations), shares issued savings and loan associations (provided the investments are insured by the FSLIC, short term discount obligations issued by the FNMA), share accounts of certain credit unions, investments in the Illinois School District Liquid Asset Fund, and certain repurchase agreements.

The College is also authorized to invest in short-term obligations of corporations organized in the United States with assets exceeding \$500,000 if such obligations are rated at the time of purchase within the three highest classifications established by two or more standard rating services, the obligations mature within 180 days, no more than 1/3 of the total average balances from all funds available at the end of each month is invested in such obligations at any time, and such purchases do not exceed 10% of a corporation's outstanding obligations. Investments may be made only in banks, which are insured by the FDIC.

The College's investment policy does not further limit its investment choices. The College's investments in the Illinois Funds Money Market Fund and the ISDLAF Plus were rated AAAM by Standard and Poor's.

Concentration of Credit Risk

Concentration of credit risk is the risk of loss attributed to the magnitude of investment in any one single issuer. The College's investment policy limits the amount the College may invest in any one issuer to 75% of the College's total invested funds. The College is considered to have a concentration of credit risk of its investments if any one single issue is greater than 5% of the total fixed income investments. At June 30, 2015, the College did not have a concentration of credit risk.

**JOHN A. LOGAN COLLEGE
COMMUNITY COLLEGE DISTRICT NO. 530
CARTERVILLE, ILLINOIS**

**NOTES TO FINANCIAL STATEMENTS (CONTINUED)
JUNE 30, 2015**

NOTE 3: CAPITAL ASSETS

The following is a schedule of changes in capital asset categories for the fiscal year ended June 30, 2015. The investment in capital assets is determined by reducing historical cost by accumulated depreciation.

	Primary Government/Business-Type Activity			Balance 06/30/15
	Balance 07/01/14	Additions	Deletions	
Historical Cost:				
Capital Assets Not Being Depreciated:				
Site	\$ 346,427	\$ -	\$ -	\$ 346,427
Construction in Progress	803,038	751,697	(712,316)	842,419
Other	16,500	-	-	16,500
	<u>1,165,965</u>	<u>751,697</u>	<u>(712,316)</u>	<u>1,205,346</u>
Other Capital Assets:				
Site Improvements	987,436	214,438	-	1,201,874
Buildings and Improvements	87,478,614	817,294	-	88,295,908
Equipment	8,762,620	2,389,963	(18,989)	11,133,594
	<u>97,228,670</u>	<u>3,421,695</u>	<u>(18,989)</u>	<u>100,631,376</u>
Total Capital Assets:	<u>98,394,635</u>	<u>\$ 4,173,392</u>	<u>\$ (731,305)</u>	<u>101,836,722</u>
Less Accumulated Depreciation:				
Other Capital Assets:				
Site Improvements	466,344	\$ 100,188	\$ -	566,532
Buildings and Improvements	26,184,388	1,767,000	-	27,951,388
Equipment	6,667,384	943,627	(18,989)	7,592,022
	<u>33,318,116</u>	<u>\$ 2,810,815</u>	<u>\$ (18,989)</u>	<u>36,109,942</u>
Capital Assets, Net	<u>\$ 65,076,519</u>			<u>\$ 65,726,780</u>

NOTE 4: CHANGES IN GENERAL LONG TERM DEBT

The following is a summary of long-term debt transactions of the College for the year ended June 30, 2015:

	2007 Bond Issue	Lease Purchase Agreement	2013 Debt Certificates	2014 Bond Issue
Debt Payable at July 1, 2014	\$ 18,365,000	\$ -	\$ 2,765,000	\$ -
Debt Issued	-	998,561	-	3,000,000
Debt Retired	(575,000)	(199,712)	-	-
Debt Refunded	-	-	(2,765,000)	-
Debt Payable at June 30, 2015	<u>\$ 17,790,000</u>	<u>\$ 798,849</u>	<u>\$ -</u>	<u>\$ 3,000,000</u>

**JOHN A. LOGAN COLLEGE
COMMUNITY COLLEGE DISTRICT NO. 530
CARTERVILLE, ILLINOIS**

**NOTES TO FINANCIAL STATEMENTS (CONTINUED)
JUNE 30, 2015**

NOTE 4: CHANGES IN GENERAL LONG TERM DEBT (CONTINUED)

The following is a summary of long-term debt transactions of the College for the year ended June 30, 2015:

	<u>Total</u>
Debt Payable at July 1, 2014	\$ 21,130,000
Debt Issued	3,998,561
Debt Retired	(774,712)
Debt Refunded	<u>(2,765,000)</u>
Debt Payable at June 30, 2015	<u>\$ 21,588,849</u>

The following are descriptions of the bond issues and the debt service requirements to maturity:

General Obligation Community College Bond Issue, Series 2007

Dated: February 1, 2007

Maturity Date: December 1, 2026

Total Issue: \$20,000,000

Principal Paid Annually on December 1

Interest Paid Semi-Annually on December 1 and June 1, beginning on December 1, 2007

Interest Rate: 3.80% - 5.00%

<u>Fiscal Year</u>	<u>Principal</u>	<u>Interest</u>	<u>Total</u>
2016	\$ 695,000	\$ 806,425	\$ 1,501,425
2017	820,000	768,550	1,588,550
2018	940,000	724,550	1,664,550
2019	1,070,000	674,300	1,744,300
2020	1,195,000	617,675	1,812,675
2021 – 2025	8,365,000	2,094,501	10,459,501
2026 – 2027	<u>4,705,000</u>	<u>218,188</u>	<u>4,923,188</u>
	<u>\$ 17,790,000</u>	<u>\$ 5,904,189</u>	<u>\$ 23,694,189</u>

Taxable General Obligation Community College Bonds, Series 2014

Dated: November 20, 2014

Maturity Date: December 1, 2022

Total Issue: \$3,000,000

Principal Paid Annually on December 1

Interest Paid Semi-Annually on December 1 and June 1, beginning on December 1, 2015

Interest Rate: 2.00% - 3.00%

**JOHN A. LOGAN COLLEGE
COMMUNITY COLLEGE DISTRICT NO. 530
CARTERVILLE, ILLINOIS**

**NOTES TO FINANCIAL STATEMENTS (CONTINUED)
JUNE 30, 2015**

NOTE 4: CHANGES IN GENERAL LONG TERM DEBT (CONTINUED)

<u>Fiscal Year</u>	<u>Principal</u>	<u>Interest</u>	<u>Total</u>
2016	\$ 345,000	\$ 118,153	\$ 463,153
2017	350,000	69,050	419,050
2018	360,000	61,950	421,950
2019	365,000	52,875	417,875
2020	380,000	41,700	421,700
2021 – 2023	<u>1,200,000</u>	<u>54,600</u>	<u>1,254,600</u>
	<u>\$ 3,000,000</u>	<u>\$ 398,328</u>	<u>\$ 3,398,328</u>

The following is a description of the lease purchase and the debt service requirements to maturity.

Dell Financial Services IT Networking Equipment Lease Purchase Agreement

Dated: June 9, 2014

Maturity Date: June 4, 2019

Lease Amount: \$998,561

Lease Term: 60 Months

Interest Rate: 0.00%

<u>Fiscal Year</u>	<u>Principal</u>	<u>Interest</u>	<u>Total</u>
2016	\$ 199,712	\$ -	\$ 199,712
2017	199,712	-	199,712
2018	199,712	-	199,712
2019	<u>199,713</u>	<u>-</u>	<u>199,713</u>
	<u>\$ 798,849</u>	<u>\$ -</u>	<u>\$ 798,849</u>

At June 30, 2015, the College's future cash flow requirements of long-term debt obligations by fiscal year were as follows:

<u>Fiscal Year</u>	<u>Principal</u>	<u>Interest</u>	<u>Total</u>
2016	\$ 1,239,712	\$ 924,578	\$ 2,164,290
2017	1,369,712	837,600	2,207,312
2018	1,499,712	786,500	2,286,212
2019	1,634,713	727,175	2,361,888
2020	1,575,000	659,375	2,234,375
2021 – 2025	9,565,000	2,149,101	11,714,101
2026 – 2027	<u>4,705,000</u>	<u>218,188</u>	<u>4,923,188</u>
	<u>\$ 21,588,849</u>	<u>\$ 6,302,517</u>	<u>\$ 27,891,366</u>

**JOHN A. LOGAN COLLEGE
COMMUNITY COLLEGE DISTRICT NO. 530
CARTERVILLE, ILLINOIS**

**NOTES TO FINANCIAL STATEMENTS (CONTINUED)
JUNE 30, 2015**

NOTE 4: CHANGES IN GENERAL LONG TERM DEBT (CONCLUDED)

Advanced Refunding Issue 2014

On November 20, 2014, the College issued \$3,000,000 in General Obligation Bonds, Series 2014 with interest rates ranging from 2.00% to 3.00% to advance refund the 2013 General Obligation Bonds in the amount of \$2,765,000.

Proceeds from the bond issue of \$2,968,293 were used to purchase U.S. Government securities. Those securities were put in an irrevocable trust with an escrow agent to provide all future debt payments on the above identified bond issue. As a result, this bond is considered to be defeased and the liability for this bond has been removed from the financial statements.

The advance refunding will increase the total debt service payments over the next eight years by approximately \$220,565. The economic loss of this transaction, which is equal to the difference of the present value of the debt service for the refunded bond issue and the present value of the debt service of the new bond, is \$32,432.

At June 30, 2015, the defeased debt outstanding totaled \$2,500,000.

NOTE 5: ICCB REIMBURSEMENT

During the year ended June 30, 2014, the Illinois Community College Board (ICCB) conducted a recognition evaluation of the College. These evaluations are performed by the ICCB on a five-year cycle to ensure that colleges are in compliance with specific standards as established by the ICCB. All community colleges must be officially recognized to be eligible for State funding.

As part of this evaluation, the ICCB determined that the College did not have adequate controls in place for determining the “active and successful” pursuit of course completion for five of its courses. This resulted in an overstatement of 38,044 credit hours and an overpayment of \$1,308,395 to the College by the ICCB through its Equalization and Base Operating Grants from July 1, 2011 through June 30, 2014. The College received an additional overpayment of \$346,574 during fiscal year 2015 for a total overpayment of \$1,654,969. This amount has been recorded as a liability in the Statement of Net Position and the current year overpayment of \$346,574 as an expense in the Statement of Revenues, Expenses, and Changes in Net Position.

**JOHN A. LOGAN COLLEGE
COMMUNITY COLLEGE DISTRICT NO. 530
CARTERVILLE, ILLINOIS**

**NOTES TO FINANCIAL STATEMENTS (CONTINUED)
JUNE 30, 2015**

NOTE 5: ICCB REIMBURSEMENT (CONCLUDED)

The College is required to reimburse the ICCB for these overpayments through the reduction of funds to be received from its Equalization and Base Operating Grants for fiscal years 2016 through 2020 as follows:

<u>Fiscal Year</u>	<u>Equalization</u>	<u>Base Operating</u>	<u>Total</u>
2016	\$ 178,568	\$ 80,058	\$ 258,626
2017	202,084	164,521	366,605
2018	191,117	164,949	356,066
2019	112,705	147,225	259,930
2020	228,158	185,584	413,742
	<u>\$ 912,632</u>	<u>\$ 742,337</u>	<u>\$ 1,654,969</u>

NOTE 6: PROPERTY TAXES

The College's property taxes are levied each calendar year on all taxable property located in the College's District. Property taxes are recorded on an accrual basis of accounting. Pursuant to Board of Trustee's resolution, property tax levies passed in November 2013 and November 2014 were allocated fifty percent for each of the two years after the levy year. Taxes must be levied by the last Tuesday in December for the following collection year. The levy becomes an enforceable lien against the property as of January 1 of the levy year. Collection dates vary according to the schedules of the individual counties with disbursements to the College normally made within thirty days of collection.

Public Act 89-1 placed limitations on the annual growth of most local governments' property tax collections. Currently the limitation is the lesser of 5 percent or the rate of inflation, measured by the Consumer Price Index. The following are the statutory maximum tax rates permitted and the actual rates levied per \$100 of assessed valuation:

	<u>Maximum Rate</u>	<u>Actual Rate</u>	
		<u>2014 Levy Payable 2015</u>	<u>2013 Levy Payable 2014</u>
Education	0.30000	0.30000	0.30000
Operations and Maintenance	0.05000	0.05000	0.05000
Bond and Interest	Unlimited	0.10977	0.07895
Audit	0.00500	0.00251	0.00207
Liability, Protection, and Settlement	Unlimited	0.08939	0.08714
Health, Life, and Safety	0.05000	0.03864	0.04507
Prior Year Adjustment	Unlimited	0.00070	0.00000
		<u>0.59101</u>	<u>0.56323</u>

**JOHN A. LOGAN COLLEGE
COMMUNITY COLLEGE DISTRICT NO. 530
CARTERVILLE, ILLINOIS**

**NOTES TO FINANCIAL STATEMENTS (CONTINUED)
JUNE 30, 2015**

NOTE 7: RETIREMENT COMMITMENTS

General Information about the Pension Plan

Plan Description

John A. Logan College District No. 530 contributes to the State Universities Retirement System of Illinois (SURS), a cost-sharing multiple-employer defined benefit plan with a special funding situation whereby the State of Illinois (the State) makes substantially all actuarially determined required contributions on behalf of the participating employers. SURS was established July 21, 1941, to provide retirement annuities and other benefits for staff members and employees of state universities, certain affiliated organizations, and certain other state educational and scientific agencies and for survivors, dependents, and other beneficiaries of such employees. SURS is considered a component unit of the State of Illinois' financial reporting entity and is included in the state's financial reports as a pension trust fund. SURS is governed by Section 5/15, Chapter 40, of the *Illinois Compiled Statutes*. SURS issues a publicly available financial report that includes financial statements and required supplementary information. That report may be obtained by accessing the website at www.SURS.org.

Benefits Provided

A traditional benefit plan was established in 1941. Public Act 90-0448 enacted effective January 1, 1998, established an alternative defined benefit program known as the portable benefit package. The traditional and portable plan Tier 1 refers to members that began participation prior to January 1, 2011. Public Act 96-0889 revised the traditional and portable benefit plans for members who begin participation on or after January 1, 2011, and who do not have other eligible Illinois reciprocal system services. The revised plan is referred to as Tier 2. New employees are allowed 6 months after their date of hire to make an irrevocable election. A summary of the benefit provisions as of June 30, 2014 can be found in the System's comprehensive annual financial report (CAFR) Notes to the Financial Statements.

Contributions

The State of Illinois is primarily responsible for funding the System on behalf of the individual employers at an actuarially determined amount. Public Act 88-0593 provides a Statutory Funding Plan consisting of two parts: (i) a ramp-up period from 1996 to 2010 and (ii) a period of contributions equal to a level percentage of the payroll of active members of the System to reach 90% of the total Actuarial Accrued Liability by the end of Fiscal Year 2045. Employer contributions from "trust, federal, and other funds" are provided under Section 15-155(b) of the Illinois Pension Code and require employers to pay contributions which are sufficient to cover the accruing normal costs on behalf of applicable employees. The employer normal cost for fiscal year 2014 and 2015 respectively, was 11.91% and 11.71% of employee payroll. The normal cost is equal to the value of current year's pension benefit and does not include any allocation for the past unfunded liability or interest on the unfunded liability. Plan members are required to contribute 8.0% of their annual covered salary. The contribution requirements of plan members and employers are established and may be amended by the Illinois General Assembly.

**JOHN A. LOGAN COLLEGE
COMMUNITY COLLEGE DISTRICT NO. 530
CARTERVILLE, ILLINOIS**

**NOTES TO FINANCIAL STATEMENTS (CONTINUED)
JUNE 30, 2015**

NOTE 7: RETIREMENT COMMITMENTS (CONTINUED)

General Information about the Pension Plan (Continued)

Participating employers make contributions toward separately financed specific liabilities under Section 15.139.5(e) of the Illinois Pension Code (relating to contributions payable due to the employment of “affected annuitants” or specific return to work annuitants) and Section 15.155(g) (relating to contributions payable due to earning increases exceeding 6% during the final rate of earnings period).

Pension Liabilities, Expense, and Deferred Outflows of Resources and Deferred Inflows of Resources Related to Pensions

Net Pension Liability

At June 30, 2014 SURS reported a net pension liability (NPL) of \$21,790,983,139. The net pension liability was measured as of June 30, 2013.

Employer Proportionate Share of Net Pension Liability

The amount of the proportionate share of the net pension liability to be recognized for John A. Logan College District No. 530 is \$0. The proportionate share of the State’s net pension liability associated with John A. Logan College District No. 530 is \$134,459,461 or 0.6170%. This amount should not be recognized in the financial statement. The net pension liability was measured as of June 30, 2014, and the total pension used to calculate the net pension liability was determined based on the June 30, 2013 actuarial valuation rolled forward. The basis of allocation was used in the proportionate share of net pension liability is the actual reported pensionable contributions made to SURS during fiscal year 2014.

Pension Expense

At June 30, 2014 SURS reported a collective net pension expense of \$1,650,338,263.

Employer Proportionate Share of Pension Expense

The employer proportionate share of collective pension expense should be recognized similarly to on-behalf payments as both revenue and matching expenditure in the financial statements. The basis of allocation used in the proportionate share of collective pension expense is the actual reported pensionable contributions made to SURS during fiscal year 2014. As a result, John A. Logan College recognized on-behalf revenue and pension expense of \$10,183,276 for the fiscal year ended June 30, 2015.

**JOHN A. LOGAN COLLEGE
COMMUNITY COLLEGE DISTRICT NO. 530
CARTERVILLE, ILLINOIS**

**NOTES TO FINANCIAL STATEMENTS (CONTINUED)
JUNE 30, 2015**

NOTE 7: RETIREMENT COMMITMENTS (CONTINUED)

Pension Liabilities, Expense, and Deferred Outflows of Resources and Deferred Inflows of Resources Related to Pensions (Concluded)

Deferred Outflows of Resources and Deferred Inflows of Resources Related to Pensions

Deferred outflows of resources are the consumption of net position by the system that is applicable to future reporting periods.

SURS Collective Deferred Outflows and Deferred Inflows of Resources by Sources:

	<u>Deferred Outflows of Resources</u>	<u>Deferred Inflows of Resources</u>
Difference between expected and actual experience	\$ -	\$ -
Changes in assumption	88,940,815	-
Net differences between projected and actual earnings on pension plan investments	-	1,271,105,952
Total	<u>\$ 88,940,815</u>	<u>\$ 1,271,105,952</u>

Employer Deferral of Fiscal Year 2015 Pension Expense

Employer paid \$182,837 in federal, trust or grant contributions for the fiscal year ended June 30, 2015. These contributions were made subsequent to the pension liability measurement date of June 30, 2014 and are recognized as deferred outflows of resources as of June 30, 2015.

Assumptions and Other Inputs

Actuarial Assumptions

The actuarial assumptions used in the June 30, 2014 valuation were based on the results of an actuarial experience study for the period June 30, 2006 – 2010 and an economic study completed June 2014. The total pension liability in the June 30, 2014 actuarial valuation was determined using the following actuarial assumptions, applied to all periods included in the measurement:

Inflation	2.75 percent
Salary increases	3.75 to 12.00 percent, including inflation
Investment rate of return	7.25 percent beginning with the actuarial valuation as of June 30, 2014

**JOHN A. LOGAN COLLEGE
COMMUNITY COLLEGE DISTRICT NO. 530
CARTERVILLE, ILLINOIS**

**NOTES TO FINANCIAL STATEMENTS (CONTINUED)
JUNE 30, 2015**

NOTE 7: RETIREMENT COMMITMENTS (CONTINUED)

Assumptions and Other Inputs (Continued)

Actuarial Assumptions (Concluded)

Mortality rates were based on the RP2000 Combined Mortality Table, projected with Scale AA to 2017, sex-distinct, with rates multiplied by 0.80 for males and 0.85 for females.

The long-term expected rate of return on pension plan investments was determined using a building-block method in which best-estimate ranges of expected future real rates of return (expected returns, net of pension plan investment expense and inflation) are developed for each major asset class. These ranges are combined to produce the long-term expected rate of return by weighting the expected future real rates of return by the target allocation percentage and by adding expected inflation. Best estimates of the arithmetic real rates of return were adopted by the plan's trustees after considering input from the plan's investment consultant(s) and actuary(s). For each major asset class that is included in the pension plan's target asset allocation as of June 30, 2014, these best estimates are summarized in the following table:

Asset Class	Target Allocation	Long-Term Expected Real Rate of Return
U.S. Equity	31%	7.65%
Private Equity	6%	8.65%
Non-U.S. Equity	21%	7.85%
Global Equity	8%	7.90%
Fixed Income	19%	2.50%
Treasury-Inflation Protected Securities	4%	2.30%
Real Estate	6%	6.20%
REITS	4%	6.20%
Opportunity Fund	1%	2.50%
Total	100%	5.00%
Inflation		2.75%
Expected Geometrical Normal Return		7.75%

**JOHN A. LOGAN COLLEGE
COMMUNITY COLLEGE DISTRICT NO. 530
CARTERVILLE, ILLINOIS**

**NOTES TO FINANCIAL STATEMENTS (CONTINUED)
JUNE 30, 2015**

NOTE 7: RETIREMENT COMMITMENTS (CONCLUDED)

Assumptions and Other Inputs (Concluded)

Discount Rate

A single discount rate of 7.090% was used to measure the total pension liability. This single discount rate was based on an expected rate of return on pension plan investments of 7.250% and a municipal bond rate of 4.290% (based on the weekly rate closest to but not later than the measurement date of the 20-Year Bond Buyer Index as published by the Federal Reserve). The projection of cash flows used to determine this single discount rate were the amounts of contributions attributable to current plan members and assumed that plan member contributions will be made at the current contribution rate and that employer contributions will be made at rates equal to the statutory contribution rates under the System's funding policy. Based on these assumptions, the pension plan's fiduciary net position and future contributions were sufficient to finance the benefit payments through the year 2065. As a result, the long-term expected rate of return on pension plan investments was applied to projected benefit payments through the year 2065, and the municipal bond rate was applied to all benefit payments after that date.

Sensitivity of the System's Net Pension Liability to Changes in the Discount Rate

Regarding the sensitivity of the net pension liability to changes in the single discount rate, the following presents the plan's net pension liability, calculated using a single discount rate of 7.09%, as well as what the plan's net pension liability would be if it were calculated using a single discount rate that is 1-percentage-point lower or 1-percentage-point-higher:

1% Decrease 6.09%	Current Single Discount Rate Assumption 7.09%	1% Increase 8.09%
\$26,583,701,134	\$21,790,983,139	\$17,796,570,836

Additional information regarding the SURS basic financial statements including the Plan Net Position can be found in the SURS comprehensive annual financial report by accessing the website at www.SURS.org.

**JOHN A. LOGAN COLLEGE
COMMUNITY COLLEGE DISTRICT NO. 530
CARTERVILLE, ILLINOIS**

**NOTES TO FINANCIAL STATEMENTS (CONTINUED)
JUNE 30, 2015**

NOTE 8: POSTEMPLOYMENT BENEFITS

Retirees' Health Insurance Reimbursement – In addition to the pension benefits described in Note 6, the College provides a subsidy to eligible retirees to bring their cost of health insurance to current active employee levels. To be eligible for the health care benefit, the retired employee must retire from active full-time employment and have been employed full-time for 10 years or more. At the death of a retired employee, coverage will be extended to the spouse if previously covered. Retirees from the College will qualify for health insurance coverage under the College Insurance Program (Plan) offered through the State office of Central Management Services. Qualifying individuals receive reimbursement of varying amounts from the College in order to keep retirees' net contributions equal to the contribution of a current active employee with similar coverage. The College finances the Plan on a pay-as-you go basis.

For the year ended June 30, 2015, the annual other post retirement benefits cost under this plan is \$283,273 of which the College actually paid \$339,639. This results in an actuarially determined net other post-retirement benefit obligation liability of \$3,541,393 as of June 30, 2015. As of June 30, 2015, the College has not established a trust fund for the funding of the Plan's post-retirement benefit obligation, resulting in the classification of the entire liability as unfunded.

The actuarial valuation of the Plan was performed as of July 1, 2014. This valuation was completed based upon the use of the Project Unit Credit actuarial cost method with a 30-year amortization of the unfunded actuarial accrued liability. The results were also based on a discount rate of 4.0%, reimbursements to retirees, and a health care cost trend rate beginning at 9% for pre-65 trend and 7% for post-65 trend in 2014 and scaling down to an ultimate rate of 5.00%. Fifty percent participation is assumed for all active employees and sixty percent of the active employees are assumed married.

The Schedule of Funding Progress, presented as required supplementary information, represents trend information about whether the actuarial value of plan assets is increasing or decreasing over time relative to the actuarial accrued liability for benefits.

NOTE 9: SOUTHERN ILLINOIS HOSPITAL SERVICES EDUCATIONAL AGREEMENT

On November 30, 2011, the College entered into an educational partnership agreement with Southern Illinois Hospital Services (SIHS) with the goal of improving the health outcome and health status of the region. As part of that agreement, SIHS agreed to finish "Area 2" of the College's Communication Wing (approximately 6,000 square feet) to use for SIHS' educational purposes at a cost of \$716,665 to SIHS for the rights to reside within the space for a period of at least 10 years. After the 10 year period, SIHS would then have the ability to renew the agreement if it is within their best interest to do so. As a result, the \$716,665 is being recognized as revenue over the ten-year period. During the year ended June 30, 2015, the College recognized \$71,667 as revenue with the remaining \$459,860 recorded as a deferred inflow of resources.

**JOHN A. LOGAN COLLEGE
COMMUNITY COLLEGE DISTRICT NO. 530
CARTERVILLE, ILLINOIS**

**NOTES TO FINANCIAL STATEMENTS (CONTINUED)
JUNE 30, 2015**

NOTE 10: CONTINGENT LIABILITIES AND COMMITMENTS

Federal and State Grants

The College has received a number of Federal and State grants from specific purposes which are subject to review and audit by grantor agencies. Such audits may result in requests for reimbursement to granting agencies for expenditures disallowed under the terms of the grants. Based on prior experience, College management believes that such disallowances, if any, will not be material.

Vacation and Personal Leave

As of June 30, 2015, employees had earned but not taken annual vacation and personal leave, which at salary rates in effect at the end of the year, totaled approximately \$1,228,430 and \$358,585, respectively. The College has accrued this liability.

Construction in Progress

At June 30, 2015, the College had construction project commitments totaling \$963,729. Of these costs, \$276,650 is for completion of the current Protection Health Safety projects and expected costs of approved Protection Health Safety projects. Another \$532,934 and \$41,045 are for renovation projects related to the CHEC Building and Lab C237, respectively. \$113,100 is for the baseball pressbox and bleachers.

Copier Leases

Effective November 2011, the College entered into a lease agreement with University Lease covering all copiers on campus. The lease is for five years at \$5,792 per month for equipment rental and maintenance. The agreement allows for changes in equipment during this period should the College's needs change. Lease expense for the year ended June 30, 2015 was \$69,506.

The following is a summary of the College's copier lease future minimum rent payments through the end of the remaining period of the lease:

<u>Fiscal Year</u>	<u>Principal</u>
2016	\$ <u>59,080</u>

NOTE 11: DISCRETELY PRESENTED COMPONENT UNIT

A. Summary of Significant Accounting Policies

John A. Logan College Foundation is organized exclusively for educational and charitable purposes. The Foundation assists in developing and augmenting the facilities and carrying out the educational functions of John A. Logan College.

**JOHN A. LOGAN COLLEGE
COMMUNITY COLLEGE DISTRICT NO. 530
CARTERVILLE, ILLINOIS**

**NOTES TO FINANCIAL STATEMENTS (CONTINUED)
JUNE 30, 2015**

NOTE 11: DISCRETELY PRESENTED COMPONENT UNIT (CONTINUED)

A. Summary of Significant Accounting Policies (Continued)

Basis of Accounting

The financial statements of John A. Logan College Foundation have been prepared on the accrual basis of accounting and accordingly reflect all significant receivables, payables, and other liabilities.

Investments

The Foundation carries investments in marketable securities including common stock and mutual funds with readily determinable fair values and all investments in debt securities, including corporate, US government and agency at their fair values in its Statement of Financial Position. Unrealized gains and losses are included in the change in net assets in the Foundation's Statement of Activities.

Promises to Give

Unconditional promises to give are recognized as revenues or gains in the period received and as assets, decreases of liabilities, or expenses depending on the form of the benefits received. Conditional promises to give are recognized only when the conditions on which they depend are substantially met and the promises become unconditional.

Donated Assets

Donated marketable securities and other noncash donations are recorded as contributions at their fair values at the date of donation. Donations of property and equipment are recorded as contributions at fair value at the date of donation. Such donations are reported as increases in unrestricted net assets unless the donor has restricted the donated asset to a specific purpose. Assets donated with explicit restrictions regarding their use and contributions of cash that must be used to acquire property and equipment are reported as restricted contributions. Absent donor stipulations regarding how long those donated assets must be maintained, the Organization reports expirations of donor restrictions when the donated or acquired assets are placed in service as instructed by the donor. The Organization reclassifies temporarily restricted net assets to unrestricted net assets at that time.

John A. Logan College provides office space, accounting and record-keeping services, and the necessary administrative services to the Foundation at no charge. The rental value of the office space is recorded at fair rental value equivalent to similar facility space. Other amounts have been recorded based on the actual cost to the College for the services.

**JOHN A. LOGAN COLLEGE
COMMUNITY COLLEGE DISTRICT NO. 530
CARTERVILLE, ILLINOIS**

**NOTES TO FINANCIAL STATEMENTS (CONTINUED)
JUNE 30, 2015**

NOTE 11: DISCRETELY PRESENTED COMPONENT UNIT (CONTINUED)

A. Summary of Significant Accounting Policies (Concluded)

Endowment Funds

FASB ASC 958-205-05-8, "Reporting Endowment Funds" provides guidance on the net asset classification of donor-restricted endowment funds for a nonprofit organization that is subject to an enacted version of the Uniform Prudent Management of Institutional Funds Act of 2006 (UPMIFA). ASC 958-205-05-8 also requires additional disclosures about an organization's endowment funds (both donor-restricted endowment funds and board-designated endowment funds) whether or not the organization is subject to UPMIFA.

Restricted and Unrestricted Revenue

Contributions that are restricted by the donor are reported as increases in unrestricted net assets if the restrictions expire (that is, when a stipulated time restriction ends or purpose restriction is accomplished) in the reporting period in which the revenue is recognized. All other donor-restricted contributions are reported as increases in temporarily or permanently restricted net assets, depending on the nature of the restrictions. When a restriction expires, temporarily restricted net assets are reclassified to unrestricted net assets and reported in the Foundation's Statement of Activities as net assets released from restrictions.

Income Taxes

The Foundation has been granted exempt status under Code Section 501 (c)(3); of the Internal Revenue Code, therefore, no provision for federal income tax has been made in the accompanying financial statements. It has been classified as an organization that is not a private foundation under Section 509 (a)(2), but it falls under Section 170 (b)(1)(A)(vi) of the Internal Revenue Code and qualifies for the fifty percent (50%) charitable contributions deduction for individual donors.

**JOHN A. LOGAN COLLEGE
COMMUNITY COLLEGE DISTRICT NO. 530
CARTERVILLE, ILLINOIS**

**NOTES TO FINANCIAL STATEMENTS (CONTINUED)
JUNE 30, 2015**

NOTE 11: DISCRETELY PRESENTED COMPONENT UNIT (CONTINUED)

B. Investments

Investments as of June 30, 2015, are summarized as follows:

	<u>Maturity Date</u>	<u>Interest Rate</u>	<u>Carrying Amount (Fair Value)</u>
Certificates of Deposit	Various	0.21 - 0.51	\$ 643,416
Common Stock	N/A	N/A	2,113,175
Mutual Funds	N/A	N/A	2,483,699
US Governmental & Agency Obligations	Various	0.125 - 4.875	157,493
Corporate Bonds	Various	2.6 - 6.00	603,181
Real Estate Investments	Various	N/A	53,851
			<u>\$ 6,054,815</u>
 <u>Short-Term</u>			
First Southern Bank			\$ 643,416
Fifth Third Bank			51,680
			<u>\$ 695,096</u>
 <u>Long Term</u>			
Fidelity Investment			\$ 2,593,237
Fifth Third Bank			2,766,482
			<u>\$ 5,359,719</u>

C. Unconditional Promises to Give

The Foundation has one promise to give. It was made for the purpose of establishing an endowed scholarship fund. This promise to give is permanently restricted for scholarships to be awarded to deserving students who meet certain criteria established by the donors.

The promise to give as of June 30, 2015 is unconditional. \$6,966 is due over fiscal year 2016. This unconditional promise is expected to be fully collectible.

**JOHN A. LOGAN COLLEGE
COMMUNITY COLLEGE DISTRICT NO. 530
CARTERVILLE, ILLINOIS**

**NOTES TO FINANCIAL STATEMENTS (CONTINUED)
JUNE 30, 2015**

NOTE 11: DISCRETELY PRESENTED COMPONENT UNIT (CONTINUED)

D. Donated Goods and Services

The rental value of the Organization's office at John A. Logan College for the year was \$12,000, which has been allocated \$4,237 to scholarships, \$4,412 to fundraising, and \$3,351 to management and general. The same amount has been included in contribution revenue for the period.

During the year ended June 30, 2015, \$271,393 in contributed services has been recorded as expenses as follows: \$81,191 to scholarships, \$84,511 to fundraising, and \$105,651 to management and general. In addition, \$13,700 in contributed supplies was recorded as expenses as follows: \$4,837 to scholarships, \$5,037 to fundraising, and \$3,826 to management and general. The total amount of \$285,093 is included in contribution revenue for the period.

E. Donor-Designated Endowment Funds

The Organization's endowment consists of funds established for a variety of purposes. Its endowment includes both donor-restricted funds and funds designated by the Board of Directors to function as endowments. As required by generally accepted accounting principles, net assets associated with endowment funds, including funds designated by the Board of Directors to function as endowments, are classified and reported based on the existence or absence of donor-imposed restrictions.

The Board of Directors of the Organization, through obtaining a legal opinion and committee review, has interpreted the State Prudent Management of Institutional Funds Act (SPMIFA) as requiring the preservation of the fair value of the original gift as of the gift date of the donor-restricted endowment funds absent explicit donor stipulations to the contrary. As a result of this interpretation, the Organization classifies as permanently restricted net assets (a) the original value of gifts donated to the permanent endowment, (b) the original value of subsequent gifts to the permanent endowment, and (c) accumulations to the permanent endowment made in accordance with the direction of the applicable donor gift instrument at the time the accumulation is added to the fund. The remaining portion of the donor-restricted endowment fund that is not classified in permanently restricted net assets is classified as temporarily restricted net assets until those amounts are appropriated for expenditure by the Organization in a manner consistent with the standard of prudence prescribed by SPMIFA. In accordance with SPMIFA, the Organization considers the following factors in making a determination to appropriate or accumulate donor-restricted endowment funds: (1) the duration and preservation of the various funds, (2) the purposes of the donor-restricted endowment funds, (3) general economic conditions, (4) the possible effect of inflation and deflation, (5) the expected total return from income and the appreciation of investments, (6) other resources of the Organization, and (7) the Organization's investment policies.

**JOHN A. LOGAN COLLEGE
COMMUNITY COLLEGE DISTRICT NO. 530
CARTERVILLE, ILLINOIS**

**NOTES TO FINANCIAL STATEMENTS (CONTINUED)
JUNE 30, 2015**

NOTE 11: DISCRETELY PRESENTED COMPONENT UNIT (CONTINUED)

E. Donor-Designated Endowment Funds (Continued)

Spending Policy. The Organization has a policy of appropriating for distribution each year 5% of its endowment fund's average fair value of the prior 12 quarters through the calendar year-end preceding the fiscal year in which the distribution is planned. In establishing this policy, the Organization considered the long-term expected return on its investment assets, the nature and duration of the individual endowment funds, many of which must be maintained in perpetuity because of donor-restrictions, and the possible effects of inflation. The Organization expects the current spending policy to allow its endowment funds to grow at a nominal average rate of 4% annually. This is consistent with the Organization's objective to maintain the purchasing power of the endowment assets as well as to provide additional real growth through new gifts and investment return.

Investment Return Objectives, Risk Parameters and Strategies. The Organization has adopted investment and spending policies, approved by the Board of Directors, for endowment assets that attempt to provide a predictable stream of funding to programs supported by its endowment funds while also maintaining the purchasing power of those endowment assets over the long-term. Accordingly, the investment process seeks to achieve an after-cost total real rate of return, including investment income as well as capital appreciation, which exceeds the annual distribution with acceptable levels of risk. Endowment assets are invested in a well diversified asset mix, which includes equity and debt securities, that is intended to result in a consistent inflation-protected rate of return that has sufficient liquidity to make an annual distribution of 5%, while growing the funds if possible. Therefore, the Organization expects its endowment assets, over time, to produce an average rate of return of approximately 8% annually. Actual returns in any given year may vary from this amount. Investment risk is measured in terms of the total endowment fund; investment assets and allocation between asset classes and strategies are managed to not expose the fund to unacceptable levels of risk.

Endowment Net Asset Composition by Type of Fund as of June 30, 2015 is as follows:

	<u>Unrestricted</u>	<u>Temporarily Restricted</u>	<u>Permanently Restricted</u>	<u>Total Net Endowment Assets</u>
Donor-restricted endowment funds	\$ -	\$ 583,917	\$ 3,624,086	\$ 4,208,003
Board-designated endowment funds	<u>1,558,335</u>	<u>-</u>	<u>-</u>	<u>1,558,335</u>
	<u>\$ 1,558,335</u>	<u>\$ 583,917</u>	<u>\$ 3,624,086</u>	<u>\$ 5,766,338</u>

**JOHN A. LOGAN COLLEGE
COMMUNITY COLLEGE DISTRICT NO. 530
CARTERVILLE, ILLINOIS**

**NOTES TO FINANCIAL STATEMENTS (CONTINUED)
JUNE 30, 2015**

NOTE 11: DISCRETELY PRESENTED COMPONENT UNIT (CONTINUED)

E. Donor-Designated Endowment Funds (Concluded)

Changes in endowment net assets as of June 30, 2015 are as follows:

	<u>Unrestricted</u>	<u>Temporarily Restricted</u>	<u>Permanently Restricted</u>	<u>Total Net Endowment Assets</u>
Endowment net assets, beginning of year	\$ 1,568,448	\$ 690,576	\$ 3,452,086	\$ 5,711,110
Contributions	533	-	172,000	172,533
Investment income	42,392	108,730	-	151,122
Realized gain (loss)	70,545	177,249	-	247,794
Unrealized gain (loss)	(71,982)	(160,518)	-	(232,500)
Released from restrictions	232,120	(232,120)	-	-
Amounts appropriated for expenditures	(283,721)	-	-	(283,721)
Endowment net assets, end of year	<u>\$ 1,558,335</u>	<u>\$ 583,917</u>	<u>\$ 3,624,086</u>	<u>\$ 5,766,338</u>

F. Commitments

Premises Lease

Effective July 8, 2003 the Foundation entered into a 12 month lease agreement with Marion Crossing, LLC for the Literacy Center building located at 1120 N. Carbon Street, Marion, Illinois. This lease is renewed on a yearly basis. The Foundation paid a net amount of \$3,761 for the year ended June 30, 2015.

G. Relationship to John A. Logan College and Related Transactions

As part of the Foundation efforts, donations are accepted for the purchase of equipment to be used at the College. The College makes the initial purchase and submits invoices to the Foundation for reimbursement. The amounts reimbursed to the College are expensed as title to the assets remains with the College.

The Foundation also supports the College by paying the lease payments for the Literacy Center in Marion. Total payments made on behalf of the College during the fiscal year were \$3,761.

**JOHN A. LOGAN COLLEGE
COMMUNITY COLLEGE DISTRICT NO. 530
CARTERVILLE, ILLINOIS**

**NOTES TO FINANCIAL STATEMENTS (CONCLUDED)
JUNE 30, 2015**

NOTE 11: DISCRETELY PRESENTED COMPONENT UNIT (CONCLUDED)

H. Concentrations

Concentrations of Credit Risk Arising from Cash Deposits in Excess of Insured Limits

The Organization maintains cash and certificate of deposit balances at three different financial institutions. Accounts at each institution are insured by the Federal Deposit Insurance Corporation (FDIC) up to \$250,000. At June 30, 2015, the Organization had cash and certificates of deposit totaling \$376,419 and \$394,419, respectively, that were exposed to custodial credit risk but were collateralized by securities pledged by the Organization's financial institutions on behalf of the Organization.

I. Fair Values of Financial Instruments

The following methods and assumptions were used by the Foundation in estimating fair value disclosures for its financial instruments:

Cash in Bank - The carrying amounts on the Foundation's Statement of Financial Position for cash in bank approximate those assets' fair values.

Investments - Fair values of assets measured on a recurring basis at June 30, 2015 are as follows:

	Fair Value	Fair Value Measurements at Reporting Date Using		
		Quoted Prices in Active Markets for Identical Assets (Level 1)	Significant Other Observable Inputs (Level 2)	Significant Unobservable Inputs (Level 3)
Investments				
Certificates of Deposit	\$ 643,416	\$ -	\$ 643,416	\$ -
Common Stock	2,113,175	2,113,175	-	-
Mutual Funds	2,483,699	2,483,699	-	-
US Government & Agency Obligations	157,493	157,493	-	-
Corporate Bonds	603,181	603,181	-	-
Real Estate Investments	53,851	53,851	-	-
	<u>\$ 6,054,815</u>	<u>\$ 5,411,399</u>	<u>\$ 643,416</u>	<u>\$ -</u>

Fair values for investments are determined by reference to quoted market prices and other relevant information generated by market transactions (market approach). Fair values for assets in Level 2 are calculated using quoted market prices for similar assets in markets that are not active. The Organization recognizes transfers into and out of levels at the end of the reporting period. There were no transfers between levels in the year ended June 30, 2015.

REQUIRED SUPPLEMENTARY INFORMATION

**JOHN A. LOGAN COLLEGE
COMMUNITY COLLEGE DISTRICT NO. 530
CARTERVILLE, IL**

**REQUIRED SUPPLEMENTARY INFORMATION
STATE UNIVERSITIES RETIREMENT SYSTEM OF ILLINOIS TREND DATA
JUNE 30, 2015**

JOHN A LOGAN COLLEGE	FY 2014
(a) Proportion Percentage of the Collective Net Pension Liability	0%
(b) Proportion Amount of the Collective Net Pension Liability	\$ -
(c) Portion of Nonemployer Contributing Entities'	
Total Proportion of Collective Net Pension Liability Associated with the Employer	134,459,461
Total (b) + (c)	\$ 134,459,461
Employer Covered-Employee Payroll	\$ 24,062,122
Proportion of Collective Net Pension Liability Associated with Employer as a Percentage of Covered-Employee Payroll	558.80%
SURS Plan Net Position as a Percentage of Total Pension Liability	44.39%

JOHN A LOGAN COLLEGE	FY 2014
Federal, Trust, Grant and Other contribution	\$ 182,837
Contribution in Relation to Required Contribution	182,837
Contribution Deficiency (Excess)	\$ -
Employer Covered-Employee Payroll	\$ 24,062,122
Contributions as a Percentage of Covered-Employee Payroll	0.76%

Additional Information

JOHN A LOGAN COLLEGE	FY 2014	FY 2015
On-Behalf Payments for Community College Health Insurance Program	\$ 107,151	\$ 106,881

*Note: The System Implemented GASB No. 68 in fiscal year 2015. The information above is presented for as many years as available. The Schedule is intended to show information for 10 years.

**JOHN A. LOGAN COLLEGE
COMMUNITY COLLEGE DISTRICT NO. 530
CARTERVILLE, IL**

**NOTES TO REQUIRED SUPPLEMENTARY INFORMATION
STATE UNIVERSITIES RETIREMENT SYSTEM OF ILLINOIS TREND DATA
JUNE 30, 2015**

NOTE 1: CHANGES OF BENEFIT TERMS

There were no benefit changes recognized in the Total Pension Liability as of June 30, 2014.

NOTE 2: CHANGES OF ASSUMPTIONS

In accordance with Illinois Compiled Statutes, an actuarial review is to be performed at least once every five years to determine the reasonableness of actuarial assumptions regarding the retirement, disability, mortality, turnover, interest and salary of the members and benefit recipients of SURS. An experience review for the years June 30, 2010 to June 30, 2014 was performed in February 2015, resulting in the adoption of new assumptions as of June 30, 2015. There are no changes of assumptions that affect measurement of the total collective pension liability since the prior measurement date.

**JOHN A. LOGAN COLLEGE
COMMUNITY COLLEGE DISTRICT NO. 530
CARTERVILLE, ILLINOIS**

JUNE 30, 2015

POST-RETIREMENT MEDICAL PLAN

Schedule of Funding Progress (Unaudited)

Actuarial Valuation Date	Actuarial Value of Assets (a)	Actuarial Accrued Liability (b)	Unfunded Actuarial Accrued Liability (b - a)	Funded Ratio (a / b)
7/1/2010	\$ -	\$ 5,395,932	\$ 5,395,932	0.00%
7/1/2012	\$ -	\$ 6,609,592	\$ 6,609,592	0.00%
7/1/2014	\$ -	\$ 4,894,729	\$ 4,894,729	0.00%

Schedule of Employer Contributions (Unaudited)

Fiscal Year	Annual Required Contribution	Employer Contribution	Percentage Contributed
2012	\$ 310,354	\$ 313,273	100.94%
2013	\$ 411,031	\$ 386,158	93.95%
2014	\$ 418,640	\$ 349,326	83.44%
2015	\$ 283,273	\$ 339,639	119.90%

Notes:

The actuarial valuation of the Plan was performed as of July 1, 2014. This valuation was completed based upon the use of the Project Unit Credit actuarial cost method with a 30-year amortization of the unfunded actuarial accrued liability. The results were also based on a discount rate of 4.0%, reimbursements to retirees, and a health care cost trend rate beginning at 9.0% for pre-65 trend and 7% for post-65 trend in 2014 and scaling down to an ultimate rate of 5.0%. Fifty percent participation is assumed for all active employees with sixty percent of the active employees are assumed married.

SUPPLEMENTAL INFORMATION

Financial Statements

**JOHN A. LOGAN COLLEGE
COMMUNITY COLLEGE DISTRICT NO. 530
CARTERVILLE, ILLINOIS**

**COMBINED BALANCE SHEET
ALL FUND TYPES
JUNE 30, 2015**

	Governmental Fund Types				Proprietary	Fiduciary	Total (Memorandum Only)
	General	Special Revenue	Debt Service	Capital Projects	Enterprise	Agency	
Assets							
Cash and Cash Equivalents	\$ 8,881,968	\$ 2,065,385	\$ 106,921	\$ 1,447,645	\$ 2,651,069	\$ 155,282	\$ 15,308,270
Receivables							
Property Taxes	3,280,308	820,661	887,406	370,089	-	-	5,358,464
Governmental Claims	3,468,229	1,029,647	-	-	-	-	4,497,876
Tuition and Fees, Net of Allowances	4,921,617	-	-	-	-	-	4,921,617
Other	26,076	7,373	-	-	14,285	-	47,734
Due From Other Funds	-	825,000	-	-	-	-	825,000
Inventories	-	-	-	-	9,560	-	9,560
Prepaid Expenses	719,676	213,986	-	-	58,263	-	991,925
Total Assets	<u>21,297,874</u>	<u>4,962,052</u>	<u>994,327</u>	<u>1,817,734</u>	<u>2,733,177</u>	<u>155,282</u>	<u>31,960,446</u>
Deferred Outflows of Resources	-	-	-	-	-	-	-
Total Assets and Deferred Outflows of Resources	<u>\$ 21,297,874</u>	<u>\$ 4,962,052</u>	<u>\$ 994,327</u>	<u>\$ 1,817,734</u>	<u>\$ 2,733,177</u>	<u>\$ 155,282</u>	<u>\$ 31,960,446</u>
Liabilities							
Accounts Payable	\$ 612,478	\$ 67,256	\$ 3,899	\$ -	\$ 4,281	\$ -	\$ 687,914
Accrued Expenses	3,526,098	178,866	-	-	18,113	-	3,723,077
Unearned Revenue	-	453,668	-	83,100	6,115	-	542,883
Due To Other Funds	-	750,000	-	-	-	75,000	825,000
Deposits Held in Custody of Others	-	-	-	-	-	80,282	80,282
Total Liabilities	<u>4,138,576</u>	<u>1,449,790</u>	<u>3,899</u>	<u>83,100</u>	<u>28,509</u>	<u>155,282</u>	<u>5,859,156</u>
Deferred Inflows of Resources							
Deferred Tuition and Fees	5,202,355	-	-	-	-	-	5,202,355
Deferred SIH Agreement Proceeds	-	-	-	459,860	-	-	459,860
Total Deferred Inflows of Resources	<u>5,202,355</u>	<u>-</u>	<u>-</u>	<u>459,860</u>	<u>-</u>	<u>-</u>	<u>5,662,215</u>
Fund Equities							
Retained Earnings - Unreserved	-	-	-	-	2,704,668	-	2,704,668
Fund Balance							
Reserved	-	3,512,262	990,428	1,274,774	-	-	5,777,464
Unreserved	11,956,943	-	-	-	-	-	11,956,943
Total Fund Equities	<u>11,956,943</u>	<u>3,512,262</u>	<u>990,428</u>	<u>1,274,774</u>	<u>2,704,668</u>	<u>-</u>	<u>20,439,075</u>
Total Liabilities, Deferred Inflows of Resources, and Fund Equities	<u>\$ 21,297,874</u>	<u>\$ 4,962,052</u>	<u>\$ 994,327</u>	<u>\$ 1,817,734</u>	<u>\$ 2,733,177</u>	<u>\$ 155,282</u>	<u>\$ 31,960,446</u>

**JOHN A. LOGAN COLLEGE
COMMUNITY COLLEGE DISTRICT NO. 530
CARTERVILLE, ILLINOIS**

**COMBINED BALANCE SHEET
ALL FUND TYPES
JUNE 30, 2014**

	Governmental Fund Types				Proprietary	Fiduciary	Total (Memorandum Only)
	General	Special Revenue	Debt Service	Capital Projects	Enterprise	Agency	
Assets							
Cash and Cash Equivalents	\$ 9,766,077	\$ 3,016,339	\$ 103,239	\$ 1,126,765	\$ 2,687,818	\$ 157,472	\$ 16,857,710
Receivables							
Property Taxes	3,248,382	800,215	707,052	403,566	-	-	5,159,215
Governmental Claims	4,241,851	876,364	-	-	-	-	5,118,215
Tuition and Fees, Net of Allowances	2,811,018	-	-	-	-	-	2,811,018
Other	24,801	-	-	-	18,828	-	43,629
Due From Other Funds	-	575,000	-	-	-	-	575,000
Inventories	-	-	-	-	11,901	-	11,901
Prepaid Expenses	744,494	375,873	-	184,299	57,143	-	1,361,809
Total Assets	<u>20,836,623</u>	<u>5,643,791</u>	<u>810,291</u>	<u>1,714,630</u>	<u>2,775,690</u>	<u>157,472</u>	<u>31,938,497</u>
Deferred Outflows of Resources							
	-	-	-	-	-	-	-
Total Assets and Deferred Outflows of Resources	<u>\$ 20,836,623</u>	<u>\$ 5,643,791</u>	<u>\$ 810,291</u>	<u>\$ 1,714,630</u>	<u>\$ 2,775,690</u>	<u>\$ 157,472</u>	<u>\$ 31,938,497</u>
Liabilities							
Accounts Payable	\$ 113,064	\$ 116,269	\$ -	\$ 186,152	\$ 11,952	\$ -	\$ 427,437
Accrued Expenses	3,603,461	203,080	-	-	18,430	-	3,824,971
Unearned Revenue	-	1,285,272	-	-	15,795	-	1,301,067
Due To Other Funds	-	500,000	-	-	-	75,000	575,000
Deposits Held in Custody of Others	-	-	-	-	-	82,472	82,472
Total Liabilities	<u>3,716,525</u>	<u>2,104,621</u>	<u>-</u>	<u>186,152</u>	<u>46,177</u>	<u>157,472</u>	<u>6,210,947</u>
Deferred Inflows of Resources							
Deferred Tuition and Fees	4,114,336	-	-	-	-	-	4,114,336
Deferred SIH Agreement Proceeds	-	-	-	531,526	-	-	531,526
Total Deferred Inflows of Resources	<u>4,114,336</u>	<u>-</u>	<u>-</u>	<u>531,526</u>	<u>-</u>	<u>-</u>	<u>4,645,862</u>
Fund Equities							
Retained Earnings - Unreserved	-	-	-	-	2,729,513	-	2,729,513
Fund Balance							
Reserved	-	3,539,170	810,291	996,952	-	-	5,346,413
Unreserved	13,005,762	-	-	-	-	-	13,005,762
Total Fund Equities	<u>13,005,762</u>	<u>3,539,170</u>	<u>810,291</u>	<u>996,952</u>	<u>2,729,513</u>	<u>-</u>	<u>21,081,688</u>
Total Liabilities, Deferred Inflows of Resources, and Fund Equities	<u>\$ 20,836,623</u>	<u>\$ 5,643,791</u>	<u>\$ 810,291</u>	<u>\$ 1,714,630</u>	<u>\$ 2,775,690</u>	<u>\$ 157,472</u>	<u>\$ 31,938,497</u>

**JOHN A. LOGAN COLLEGE
COMMUNITY COLLEGE DISTRICT NO. 530
CARTERVILLE, ILLINOIS**

**COMBINED STATEMENT OF REVENUES, EXPENDITURES, AND CHANGES IN FUND BALANCES
ALL GOVERNMENTAL FUND TYPES
FOR THE YEAR ENDED JUNE 30, 2015**

	Governmental Fund Types				Total (Memorandum Only)
	General	Special Revenue	Debt Service	Capital Projects	
Revenues					
Local Government	\$ 6,979,596	\$ 1,617,134	\$ 1,593,087	\$ 772,452	\$ 10,962,269
State Government	11,516,216	1,342,839	-	550,058	13,409,113
Federal Government	25,235	9,917,392	-	-	9,942,627
Student Tuition and Fees	13,326,442	-	-	-	13,326,442
Interest Income	29,489	5,804	1,043	2,941	39,277
Nongovernmental Gifts, Grants, and Bequests	-	104,788	-	-	104,788
Other	385,506	106,831	-	148,166	640,503
Total Direct Revenues	<u>32,262,484</u>	<u>13,094,788</u>	<u>1,594,130</u>	<u>1,473,617</u>	<u>48,425,019</u>
On-behalf - State Universities Retirement System	<u>10,183,276</u>	<u>-</u>	<u>-</u>	<u>-</u>	<u>10,183,276</u>
Total Revenues	<u>42,445,760</u>	<u>13,094,788</u>	<u>1,594,130</u>	<u>1,473,617</u>	<u>58,608,295</u>
Expenditures					
Instruction	12,063,186	989,781	-	-	13,052,967
Academic Support	2,348,485	136,204	-	-	2,484,689
Student Services	3,138,444	508,185	-	-	3,646,629
Public Service/Continuing Education	1,036,139	2,089,971	-	-	3,126,110
Operation and Maintenance of Plant	3,642,704	664,134	-	-	4,306,838
Institutional Support	5,689,325	2,100,871	929,062	2,593,045	11,312,303
Scholarships, Student Grants, and Waivers	3,776,768	7,464,111	-	-	11,240,879
Total Direct Expenditures	<u>31,695,051</u>	<u>13,953,257</u>	<u>929,062</u>	<u>2,593,045</u>	<u>49,170,415</u>
On-behalf - State Universities Retirement System	<u>10,183,276</u>	<u>-</u>	<u>-</u>	<u>-</u>	<u>10,183,276</u>
Total Expenditures	<u>41,878,327</u>	<u>13,953,257</u>	<u>929,062</u>	<u>2,593,045</u>	<u>59,353,691</u>
Excess Revenues Over (Under) Expenditures	<u>567,433</u>	<u>(858,469)</u>	<u>665,068</u>	<u>(1,119,428)</u>	<u>(745,396)</u>
Other Financing Sources (Uses)					
Refunding Bond Proceeds	-	-	3,000,000	-	3,000,000
Premium on Bonds Sold	-	-	58,362	-	58,362
Debt Certificate Proceeds	-	813,710	-	-	813,710
Lease-Purchase Agreement Proceeds	-	-	-	998,561	998,561
Principal Payment on Debt	-	-	(575,000)	(199,712)	(774,712)
Payments to Refunded Bond Escrow Agent	-	-	(2,968,293)	-	(2,968,293)
Transfers From (To) Other Funds	<u>(1,616,252)</u>	<u>17,851</u>	<u>-</u>	<u>598,401</u>	<u>(1,000,000)</u>
Total Other Financing Sources (Uses)	<u>(1,616,252)</u>	<u>831,561</u>	<u>(484,931)</u>	<u>1,397,250</u>	<u>127,628</u>
Excess Revenues and Other Sources Over (Under) Expenditures and Other Uses	<u>(1,048,819)</u>	<u>(26,908)</u>	<u>180,137</u>	<u>277,822</u>	<u>(617,768)</u>
Fund Balance, July 1, 2014	<u>13,005,762</u>	<u>3,539,170</u>	<u>810,291</u>	<u>996,952</u>	<u>18,352,175</u>
Fund Balance, June 30, 2015	<u>\$ 11,956,943</u>	<u>\$ 3,512,262</u>	<u>\$ 990,428</u>	<u>\$ 1,274,774</u>	<u>\$ 17,734,407</u>

**JOHN A. LOGAN COLLEGE
COMMUNITY COLLEGE DISTRICT NO. 530
CARTERVILLE, ILLINOIS**

**COMBINED STATEMENT OF REVENUES, EXPENDITURES, AND CHANGES IN FUND BALANCES
ALL GOVERNMENTAL FUND TYPES
FOR THE YEAR ENDED JUNE 30, 2014**

	Governmental Fund Types				Total (Memorandum Only)
	General	Special Revenue	Debt Service	Capital Projects	
Revenues					
Local Government	\$ 6,904,625	\$ 1,512,467	\$ 1,357,219	\$ 815,201	\$ 10,589,512
State Government	12,310,024	1,014,472	-	82,310	13,406,806
Federal Government	27,415	10,421,276	-	-	10,448,691
Student Tuition and Fees	14,156,792	-	-	-	14,156,792
Interest Income	34,146	5,691	1,444	2,639	43,920
Nongovernmental Gifts, Grants, and Bequests	-	139,498	-	-	139,498
Other	373,129	121,299	-	369,976	864,404
Total Direct Revenues	<u>33,806,131</u>	<u>13,214,703</u>	<u>1,358,663</u>	<u>1,270,126</u>	<u>49,649,623</u>
On-behalf - State Universities Retirement System	8,311,689	-	-	-	8,311,689
Total Revenues	<u>42,117,820</u>	<u>13,214,703</u>	<u>1,358,663</u>	<u>1,270,126</u>	<u>57,961,312</u>
Expenditures					
Instruction	11,857,847	922,486	-	-	12,780,333
Academic Support	2,499,506	100,687	-	-	2,600,193
Student Services	3,034,713	549,736	-	-	3,584,449
Public Service/Continuing Education	1,589,938	1,955,710	-	-	3,545,648
Operation and Maintenance of Plant	4,054,595	608,556	-	-	4,663,151
Institutional Support	5,572,071	2,987,589	982,168	2,354,869	11,896,697
Scholarships, Student Grants, and Waivers	4,447,899	8,043,770	-	-	12,491,669
Total Direct Expenditures	<u>33,056,569</u>	<u>15,168,534</u>	<u>982,168</u>	<u>2,354,869</u>	<u>51,562,140</u>
On-behalf - State Universities Retirement System	8,311,689	-	-	-	8,311,689
Total Expenditures	<u>41,368,258</u>	<u>15,168,534</u>	<u>982,168</u>	<u>2,354,869</u>	<u>59,873,829</u>
Excess Revenues Over (Under) Expenditures	<u>749,562</u>	<u>(1,953,831)</u>	<u>376,495</u>	<u>(1,084,743)</u>	<u>(1,912,517)</u>
Other Financing Sources (Uses)					
Debt Certificate Proceeds	-	1,827,351	-	-	1,827,351
Principal Payment on Debt	(37,871)	-	(715,000)	-	(752,871)
Transfers From (To) Other Funds	(1,568,968)	16,850	352,118	500,000	(700,000)
Total Other Financing Sources (Uses)	<u>(1,606,839)</u>	<u>1,844,201</u>	<u>(362,882)</u>	<u>500,000</u>	<u>374,480</u>
Excess Revenues and Other Sources Over (Under) Expenditures and Other Uses	<u>(857,277)</u>	<u>(109,630)</u>	<u>13,613</u>	<u>(584,743)</u>	<u>(1,538,037)</u>
Fund Balance, July 1, 2013	<u>13,863,039</u>	<u>3,648,800</u>	<u>796,678</u>	<u>1,581,695</u>	<u>19,890,212</u>
Fund Balance, June 30, 2014	<u>\$ 13,005,762</u>	<u>\$ 3,539,170</u>	<u>\$ 810,291</u>	<u>\$ 996,952</u>	<u>\$ 18,352,175</u>

JOHN A. LOGAN COLLEGE
COMMUNITY COLLEGE DISTRICT NO. 530
CARTERVILLE, ILLINOIS

COMBINED STATEMENT OF REVENUES, EXPENDITURES, AND CHANGES IN FUND BALANCES
BUDGET AND ACTUAL
ALL GOVERNMENTAL FUND TYPES
FOR THE YEAR ENDED JUNE 30, 2015

	General Fund		Special Revenue Funds		Debt Service Fund		Capital Projects Fund	
	Budget	Actual	Budget	Actual	Budget	Actual	Budget	Actual
Revenues								
Local Government	\$ 6,800,000	\$ 6,979,596	\$ 1,435,000	\$ 1,617,134	\$ 1,735,201	\$ 1,593,087	\$ 800,000	\$ 772,452
State Government	11,843,818	11,516,216	4,575,174	1,342,839	-	-	-	550,058
Federal Government	-	25,235	15,920,000	9,917,392	-	-	-	-
Student Tuition and Fees	14,569,000	13,326,442	-	-	-	-	-	-
Interest Income	33,000	29,489	2,000	5,804	1,500	1,043	2,500	2,941
Nongovernmental Gifts, Grants, and Bequests	-	-	-	104,788	-	-	-	-
Other	409,500	385,506	-	106,831	-	-	71,666	148,166
Total Direct Revenues	33,655,318	32,262,484	21,932,174	13,094,788	1,736,701	1,594,130	874,166	1,473,617
On-behalf - State Universities Retirement System	-	10,183,276	-	-	-	-	-	-
Total Revenues	33,655,318	42,445,760	21,932,174	13,094,788	1,736,701	1,594,130	874,166	1,473,617
Expenditures								
Instruction	13,509,118	12,063,186	1,065,000	989,781	-	-	-	-
Academic Support	2,772,173	2,348,485	580,000	136,204	-	-	-	-
Student Services	3,218,487	3,138,444	620,000	508,185	-	-	-	-
Public Service/Continuing Education	1,094,057	1,036,139	2,252,000	2,089,971	-	-	-	-
Operation and Maintenance of Plant	4,579,846	3,642,704	745,890	664,134	-	-	-	-
Institutional Support	7,506,178	5,689,325	3,156,541	2,100,871	1,768,876	929,062	1,212,260	2,593,045
Scholarships, Student Grants, and Waivers	4,961,500	3,776,768	14,080,000	7,464,111	-	-	-	-
Total Direct Expenditures	37,641,359	31,695,051	22,499,431	13,953,257	1,768,876	929,062	1,212,260	2,593,045
On-behalf - State Universities Retirement System	-	10,183,276	-	-	-	-	-	-
Total Expenditures	37,641,359	41,878,327	22,499,431	13,953,257	1,768,876	929,062	1,212,260	2,593,045
Excess Revenues Over (Under) Expenditures	(3,986,041)	567,433	(567,257)	(858,469)	(32,175)	665,068	(338,094)	(1,119,428)
Other Financing Sources (Uses)								
Refunding Bond Proceeds	-	-	-	-	-	3,000,000	-	-
Premium on Bonds Sold	-	-	-	-	-	58,362	-	-
Debt Certificate Proceeds	-	-	-	813,710	-	-	-	-
Lease-Purchase Agreement Proceeds	-	-	-	-	-	-	-	998,561
Principal Payment on Debt	-	-	-	-	-	(575,000)	-	(199,712)
Payments to Refunded Bond Escrow Agent	-	-	-	-	-	(2,968,293)	-	-
Transfers From (To) Other Funds	(1,587,851)	(1,616,252)	17,851	17,851	-	-	570,000	598,401
Total Other Financing Sources (Uses)	(1,587,851)	(1,616,252)	17,851	831,561	-	(484,931)	570,000	1,397,250
Excess Revenues and Other Sources								
Over (Under) Expenditures and Other Uses	\$ (5,573,892)	(1,048,819)	\$ (549,406)	(26,908)	\$ (32,175)	180,137	\$ 231,906	277,822
Fund Balance, July 1, 2014		13,005,762		3,539,170		810,291		996,952
Fund Balance, June 30, 2015		\$ 11,956,943		\$ 3,512,262		\$ 990,428		\$ 1,274,774

**JOHN A. LOGAN COLLEGE
COMMUNITY COLLEGE DISTRICT NO. 530
CARTERVILLE, ILLINOIS**

**COMBINED STATEMENT OF REVENUES, EXPENDITURES, AND CHANGES IN FUND BALANCES
BUDGET AND ACTUAL
ALL GOVERNMENTAL FUND TYPES
FOR THE YEAR ENDED JUNE 30, 2014**

	General Fund		Special Revenue Funds		Debt Service Fund		Capital Projects Fund	
	Budget	Actual	Budget	Actual	Budget	Actual	Budget	Actual
Revenues								
Local Government	\$ 6,683,000	\$ 6,904,625	\$ 1,450,000	\$ 1,512,467	\$ 1,310,000	\$ 1,357,219	\$ 800,000	\$ 815,201
State Government	12,320,106	12,310,024	5,443,512	1,014,472	-	-	-	82,310
Federal Government	-	27,415	16,250,000	10,421,276	-	-	-	-
Student Tuition and Fees	14,452,400	14,156,792	-	-	-	-	-	-
Interest Income	36,450	34,146	1,750	5,691	1,200	1,444	2,500	2,639
Nongovernmental Gifts, Grants, and Bequests	-	-	-	139,498	-	-	-	-
Other	414,000	373,129	-	121,299	-	-	-	369,976
Total Direct Revenues	<u>33,905,956</u>	<u>33,806,131</u>	<u>23,145,262</u>	<u>13,214,703</u>	<u>1,311,200</u>	<u>1,358,663</u>	<u>802,500</u>	<u>1,270,126</u>
On-behalf - State Universities Retirement System	-	8,311,689	-	-	-	-	-	-
Total Revenues	<u>33,905,956</u>	<u>42,117,820</u>	<u>23,145,262</u>	<u>13,214,703</u>	<u>1,311,200</u>	<u>1,358,663</u>	<u>802,500</u>	<u>1,270,126</u>
Expenditures								
Instruction	12,661,087	11,857,847	1,060,000	922,486	-	-	-	-
Academic Support	2,816,434	2,499,506	285,000	100,687	-	-	-	-
Student Services	3,025,235	3,034,713	635,000	549,736	-	-	-	-
Public Service/Continuing Education	1,008,041	1,589,938	2,430,000	1,955,710	-	-	-	-
Operation and Maintenance of Plant	4,503,157	4,054,595	644,501	608,556	-	-	-	-
Institutional Support	6,809,584	5,572,071	4,920,086	2,987,589	1,731,138	982,168	2,627,251	2,354,869
Scholarships, Student Grants, and Waivers	5,102,000	4,447,899	13,580,000	8,043,770	-	-	-	-
Total Direct Expenditures	<u>35,925,538</u>	<u>33,056,569</u>	<u>23,554,587</u>	<u>15,168,534</u>	<u>1,731,138</u>	<u>982,168</u>	<u>2,627,251</u>	<u>2,354,869</u>
On-behalf - State Universities Retirement System	-	8,311,689	-	-	-	-	-	-
Total Expenditures	<u>35,925,538</u>	<u>41,368,258</u>	<u>23,554,587</u>	<u>15,168,534</u>	<u>1,731,138</u>	<u>982,168</u>	<u>2,627,251</u>	<u>2,354,869</u>
Excess Revenues Over (Under) Expenditures	<u>(2,019,582)</u>	<u>749,562</u>	<u>(409,325)</u>	<u>(1,953,831)</u>	<u>(419,938)</u>	<u>376,495</u>	<u>(1,824,751)</u>	<u>(1,084,743)</u>
Other Financing Sources (Uses)								
Debt Certificate Proceeds	-	-	-	1,827,351	-	-	-	-
Principal Payment on Debt	-	(37,871)	-	-	386,088	(715,000)	-	-
Transfers From (To) Other Funds	(2,102,938)	(1,568,968)	16,850	16,850	-	352,118	500,000	500,000
Total Other Financing Sources (Uses)	<u>(2,102,938)</u>	<u>(1,606,839)</u>	<u>16,850</u>	<u>1,844,201</u>	<u>386,088</u>	<u>(362,882)</u>	<u>500,000</u>	<u>500,000</u>
Excess Revenues and Other Sources Over (Under) Expenditures and Other Uses	<u>\$ (4,122,520)</u>	<u>(857,277)</u>	<u>\$ (392,475)</u>	<u>(109,630)</u>	<u>\$ (33,850)</u>	<u>13,613</u>	<u>\$ (1,324,751)</u>	<u>(584,743)</u>
Fund Balance, July 1, 2013		<u>13,863,039</u>		<u>3,648,800</u>		<u>796,678</u>		<u>1,581,695</u>
Fund Balance, June 30, 2014		<u>\$ 13,005,762</u>		<u>\$ 3,539,170</u>		<u>\$ 810,291</u>		<u>\$ 996,952</u>

**JOHN A. LOGAN COLLEGE
COMMUNITY COLLEGE DISTRICT NO. 530
CARTERVILLE, ILLINOIS**

STATEMENT OF REVENUES, EXPENSES, AND CHANGES IN RETAINED EARNINGS

**BUDGET AND ACTUAL
PROPRIETARY FUND TYPE
FOR THE YEAR ENDED JUNE 30, 2015**

	Proprietary Fund Type	
	Enterprise Fund	
	Budget	Actual
Operating Revenues		
Bookstore	\$ 190,000	\$ 181,151
Food Service	88,000	46,689
Athletics	2,500	4,563
Other	196,986	308,865
Total Operating Revenue	<u>477,486</u>	<u>541,268</u>
Operating Expenses		
Salaries	414,238	438,178
Employee Benefits	46,119	44,443
Contractual Services	161,883	152,666
General Material and Supplies	205,355	161,919
Conference and Meeting	97,640	114,750
Fixed Charges	80,583	78,693
Capital Outlay	55,000	9,169
Other	645,043	566,295
Total Operating Expenses	<u>1,705,861</u>	<u>1,566,113</u>
Operating Income (Loss)	(1,228,375)	(1,024,845)
Operating Transfers From (To) Other Funds	<u>1,000,000</u>	<u>1,000,000</u>
Net Income (Loss)	<u>\$ (228,375)</u>	(24,845)
Retained Earnings, July 1, 2014		<u>2,729,513</u>
Retained Earnings, June 30, 2015		<u>\$ 2,704,668</u>

**JOHN A. LOGAN COLLEGE
COMMUNITY COLLEGE DISTRICT NO. 530
CARTERVILLE, ILLINOIS**

STATEMENT OF REVENUES, EXPENSES, AND CHANGES IN RETAINED EARNINGS

**BUDGET AND ACTUAL
PROPRIETARY FUND TYPE
FOR THE YEAR ENDED JUNE 30, 2014**

	Proprietary Fund Type	
	Enterprise Fund	
	Budget	Actual
Operating Revenues		
Bookstore	\$ 190,000	\$ 180,470
Food Service	88,000	75,922
Athletics	2,500	4,378
Other	241,665	287,918
Total Operating Revenue	<u>522,165</u>	<u>548,688</u>
Operating Expenses		
Salaries	404,141	395,978
Employee Benefits	36,584	36,028
Contractual Services	158,423	145,245
General Material and Supplies	213,461	183,211
Conference and Meeting	97,236	116,790
Fixed Charges	111,878	77,658
Capital Outlay	136,000	24,995
Other	719,639	586,055
Total Operating Expenses	<u>1,877,362</u>	<u>1,565,960</u>
Operating Income (Loss)	(1,355,197)	(1,017,272)
Operating Transfers From (To) Other Funds	<u>1,200,000</u>	<u>700,000</u>
Net Income (Loss)	<u>\$ (155,197)</u>	(317,272)
Retained Earnings, July 1, 2013		<u>3,046,785</u>
Retained Earnings, June 30, 2014		<u>\$ 2,729,513</u>

**JOHN A. LOGAN COLLEGE
COMMUNITY COLLEGE DISTRICT NO. 530
CARTERVILLE, ILLINOIS**

**STATEMENT OF CASH FLOWS
PROPRIETARY FUND TYPE
FOR THE YEAR ENDED JUNE 30, 2015**

	Proprietary Fund Type
	Enterprise
	Fund
Cash Flows from Operating Activities:	
Cash Received from Customers	\$ 536,131
Cash Payments to Suppliers and Others	(1,134,383)
Cash Payments to Employees for Service	(438,495)
Net Cash Provided (Used) by Operating Activities	(1,036,747)
Cash Flows from Noncapital Financing Activities	
Operating Transfers In	1,000,000
Net Cash Provided (Used) by Noncapital Financing Activities	1,000,000
Net Increase (Decrease) in Cash and Cash Equivalents	(36,747)
Cash and Cash Equivalents, July 1, 2014	2,687,818
Cash and Cash Equivalents, June 30, 2015	\$ 2,651,071
 Reconciliation of Operating Income (Loss) to	
Net Cash Provided (Used) by Operating Activities:	
Operating Income (Loss)	\$ (1,024,845)
 Adjustments to Reconcile Operating Income (Loss) to Net	
Cash Provided by (Used for) Operating Activities:	
(Increase) Decrease in Inventories	2,341
(Increase) Decrease in Receivables and Other Assets	3,423
Increase (Decrease) in Accounts Payable	(7,669)
Increase (Decrease) in Accrued Expenses and Other Liabilities	(9,997)
Net Cash Provided (Used) by Operating Activities	\$ (1,036,747)

**JOHN A. LOGAN COLLEGE
COMMUNITY COLLEGE DISTRICT NO. 530
CARTERVILLE, ILLINOIS**

**STATEMENT OF CASH FLOWS
PROPRIETARY FUND TYPE
FOR THE YEAR ENDED JUNE 30, 2014**

	Proprietary Fund Type
	Enterprise
	Fund
Cash Flows from Operating Activities:	
Cash Received from Customers	\$ 557,175
Cash Payments to Suppliers and Others	(1,169,376)
Cash Payments to Employees for Service	(394,990)
Net Cash Provided (Used) by Operating Activities	(1,007,191)
Cash Flows from Noncapital Financing Activities	
Operating Transfers In	700,000
Net Cash Provided (Used) by Noncapital Financing Activities	700,000
Net Increase (Decrease) in Cash and Cash Equivalents	(307,191)
Cash and Cash Equivalents, July 1, 2013	2,995,009
Cash and Cash Equivalents, June 30, 2014	\$ 2,687,818
 Reconciliation of Operating Income (Loss) to	
Net Cash Provided (Used) by Operating Activities:	
Operating Income (Loss)	\$ (1,017,272)
 Adjustments to Reconcile Operating Income (Loss) to Net	
Cash Provided by (Used for) Operating Activities:	
(Increase) Decrease in Inventories	4,343
(Increase) Decrease in Receivables and Other Assets	(2,715)
Increase (Decrease) in Accounts Payable	(2,413)
Increase (Decrease) in Accrued Expenses and Other Liabilities	10,866
Net Cash Provided (Used) by Operating Activities	\$ (1,007,191)

**JOHN A. LOGAN COLLEGE
COMMUNITY COLLEGE DISTRICT NO. 530
CARTERVILLE, ILLINOIS**

**COMBINING BALANCE SHEET
GOVERNMENTAL FUND TYPES - GENERAL FUND
JUNE 30, 2015**

	<u>Education Fund</u>	<u>Operations and Maintenance Fund</u>	<u>Total General Fund</u>
Assets			
Current Assets			
Cash and Cash Equivalents	\$ 7,384,566	\$ 1,497,402	\$ 8,881,968
Accounts Receivable			
Property Taxes	2,829,602	450,706	3,280,308
Governmental Claims	2,601,172	867,057	3,468,229
Tuition Receivables, Net of Allowances	4,921,617	-	4,921,617
Other	26,076	-	26,076
Prepaid Expenses	719,676	-	719,676
Total Assets	<u>18,482,709</u>	<u>2,815,165</u>	<u>21,297,874</u>
Deferred Outflows of Resources			
	<u>-</u>	<u>-</u>	<u>-</u>
Total Assets and Deferred Outflows of Resources	<u>\$ 18,482,709</u>	<u>\$ 2,815,165</u>	<u>\$ 21,297,874</u>
Liabilities			
Current Liabilities			
Accounts Payable	\$ 569,680	\$ 42,798	\$ 612,478
Accrued Expenses	3,246,824	279,274	3,526,098
Total Liabilities	<u>3,816,504</u>	<u>322,072</u>	<u>4,138,576</u>
Deferred Inflows of Resources			
Deferred Tuition and Fees	<u>5,202,355</u>	<u>-</u>	<u>5,202,355</u>
Fund Balances			
Unreserved	<u>9,463,850</u>	<u>2,493,093</u>	<u>11,956,943</u>
Total Liabilities, Deferred Inflows of Resources, and Fund Balances	<u>\$ 18,482,709</u>	<u>\$ 2,815,165</u>	<u>\$ 21,297,874</u>

**JOHN A. LOGAN COLLEGE
COMMUNITY COLLEGE DISTRICT NO. 530
CARTERVILLE, ILLINOIS**

**COMBINING BALANCE SHEET
GOVERNMENTAL FUND TYPES - GENERAL FUND
JUNE 30, 2014**

	Education Fund	Operations and Maintenance Fund	Total General Fund
Assets			
Current Assets			
Cash and Cash Equivalents	\$ 8,461,311	\$ 1,304,766	\$ 9,766,077
Accounts Receivable			
Property Taxes	2,801,136	447,246	3,248,382
Governmental Claims	3,181,388	1,060,463	4,241,851
Tuition Receivables, Net of Allowances	2,811,018	-	2,811,018
Other	14,770	10,031	24,801
Prepaid Expenses	744,494	-	744,494
Total Assets	18,014,117	2,822,506	20,836,623
Deferred Outflows of Resources	-	-	-
Total Assets and Deferred Outflows of Resources	\$ 18,014,117	\$ 2,822,506	\$ 20,836,623
Liabilities			
Current Liabilities			
Accounts Payable	\$ 57,330	\$ 55,733	\$ 113,063
Accrued Expenses	3,306,230	297,231	3,603,461
Total Liabilities	3,363,560	352,964	3,716,524
Deferred Inflows of Resources			
Deferred Tuition and Fees	4,114,336	-	4,114,336
Fund Balances			
Unreserved	10,536,221	2,469,541	13,005,762
Total Liabilities, Deferred Inflows of Resources, and Fund Balances	\$ 18,014,117	\$ 2,822,505	\$ 20,836,622

**JOHN A. LOGAN COLLEGE
COMMUNITY COLLEGE DISTRICT NO. 530
CARTERVILLE, ILLINOIS**

**COMBINING STATEMENT OF REVENUES, EXPENDITURES, AND
CHANGES IN FUND BALANCES
GOVERNMENTAL FUND TYPES - GENERAL FUND
FOR THE YEAR ENDED JUNE 30, 2015**

	Education Fund	Operations and Maintenance Fund	Total General Funds
Revenues			
Local Government			
Property Taxes	\$ 5,380,491	\$ 896,750	\$ 6,277,241
Corporate Personal Property Replacement Tax	676,482	-	676,482
Chargeback	25,873	-	25,873
State Government			
ICCB State	8,274,790	2,758,263	11,033,053
ICCB Vocational	429,763	-	429,763
ICCB Other	53,400	-	53,400
Federal Government			
Department of Education	-	-	-
Department of Health and Human Services	1,825	-	1,825
Other	23,410	-	23,410
Other			
Student Tuition and Fees	13,326,442	-	13,326,442
Facilities	-	6,870	6,870
Interest Income	28,728	761	29,489
Sales and Services	215,215	-	215,215
Other	159,809	3,612	163,421
Total Direct Revenues	<u>28,596,228</u>	<u>3,666,256</u>	<u>32,262,484</u>
On-behalf - State Universities Retirement System	<u>10,183,276</u>	<u>-</u>	<u>10,183,276</u>
Total Revenues	<u>38,779,504</u>	<u>3,666,256</u>	<u>42,445,760</u>
Expenditures			
Instruction	12,063,186	-	12,063,186
Academic Support	2,348,485	-	2,348,485
Student Services	3,138,444	-	3,138,444
Public Service/Continuing Education	1,036,139	-	1,036,139
Operation and Maintenance of Plant	-	3,642,704	3,642,704
Institutional Support	5,689,325	-	5,689,325
Scholarships, Student Grants, and Waivers	3,776,768	-	3,776,768
Total Direct Expenditures	<u>28,052,347</u>	<u>3,642,704</u>	<u>31,695,051</u>
On-behalf - State Universities Retirement System	<u>10,183,276</u>	<u>-</u>	<u>10,183,276</u>
Total Expenditures	<u>38,235,623</u>	<u>3,642,704</u>	<u>41,878,327</u>
Excess Revenues Over (Under) Expenditures	<u>543,881</u>	<u>23,552</u>	<u>567,433</u>
Other Financing Sources (Uses)			
Principal Payment on Debt	-	-	-
Transfers From (To) Other Funds	(1,616,252)	-	(1,616,252)
Total Other Financing Sources (Uses)	<u>(1,616,252)</u>	<u>-</u>	<u>(1,616,252)</u>
Excess Revenues and Other Sources Over (Under) Expenditures and Other Uses	<u>(1,072,371)</u>	<u>23,552</u>	<u>(1,048,819)</u>
Fund Balance, July 1, 2014	<u>10,536,221</u>	<u>2,469,541</u>	<u>13,005,762</u>
Fund Balance, June 30, 2015	<u>\$ 9,463,850</u>	<u>\$ 2,493,093</u>	<u>\$ 11,956,943</u>

**JOHN A. LOGAN COLLEGE
COMMUNITY COLLEGE DISTRICT NO. 530
CARTERVILLE, ILLINOIS**

**COMBINING STATEMENT OF REVENUES, EXPENDITURES, AND
CHANGES IN FUND BALANCES
GOVERNMENTAL FUND TYPES - GENERAL FUND
FOR THE YEAR ENDED JUNE 30, 2014**

	Education Fund	Operations and Maintenance Fund	Total General Funds
Revenues			
Local Government			
Property Taxes	\$ 5,361,427	\$ 893,810	\$ 6,255,237
Corporate Personal Property Replacement Tax	624,701	-	624,701
Chargeback	24,687	-	24,687
State Government			
ICCB State	8,874,154	2,958,052	11,832,206
ICCB Vocational	410,285	-	410,285
ICCB Other	67,533	-	67,533
Federal Government			
Other	27,415	-	27,415
Other			
Student Tuition and Fees	14,156,792	-	14,156,792
Facilities	-	15,138	15,138
Interest Income	32,941	1,205	34,146
Sales and Services	174,475	-	174,475
Other	168,629	14,887	183,516
Total Direct Revenues	29,923,039	3,883,092	33,806,131
On-behalf - State Universities Retirement System	8,311,689	-	8,311,689
Total Revenues	38,234,728	3,883,092	42,117,820
Expenditures			
Instruction	11,857,847	-	11,857,847
Academic Support	2,499,506	-	2,499,506
Student Services	3,034,713	-	3,034,713
Public Service/Continuing Education	1,589,938	-	1,589,938
Operation and Maintenance of Plant	-	4,054,595	4,054,595
Institutional Support	5,568,294	3,777	5,572,071
Scholarships, Student Grants, and Waivers	4,447,899	-	4,447,899
Total Direct Expenditures	28,998,197	4,058,372	33,056,569
On-behalf - State Universities Retirement System	8,311,689	-	8,311,689
Total Expenditures	37,309,886	4,058,372	41,368,258
Excess Revenues Over (Under) Expenditures	924,842	(175,280)	749,562
Other Financing Sources (Uses)			
Principal Payment on Debt	-	(37,871)	(37,871)
Transfers From (To) Other Funds	(1,568,968)	-	(1,568,968)
Total Other Financing Sources (Uses)	(1,568,968)	(37,871)	(1,606,839)
Excess Revenues and Other Sources Over (Under) Expenditures and Other Uses	(644,126)	(213,151)	(857,277)
Fund Balance, July 1, 2013	11,180,347	2,682,692	13,863,039
Fund Balance, June 30, 2014	\$ 10,536,221	\$ 2,469,541	\$ 13,005,762

**JOHN A. LOGAN COLLEGE
COMMUNITY COLLEGE DISTRICT NO. 530
CARTERVILLE, ILLINOIS**

**COMBINING BALANCE SHEET
GOVERNMENTAL FUND TYPES - SPECIAL REVENUE FUNDS
JUNE 30, 2015**

	Restricted Purposes Fund	Working Cash Fund	Audit Fund	Liability, Protection and Settlement Fund	Total Special Revenue Funds
Assets					
Current Assets					
Cash and Cash Equivalents	\$ 135,615	\$ 1,185,723	\$ 92,439	\$ 651,608	\$ 2,065,385
Accounts Receivable					
Property Taxes	-	-	21,717	798,944	820,661
Governmental Claims	1,029,647	-	-	-	1,029,647
Other Receivables	-	-	-	7,373	7,373
Due From Other Funds	-	825,000	-	-	825,000
Prepaid Expenses	166,516	-	-	47,470	213,986
Total Assets	<u>1,331,778</u>	<u>2,010,723</u>	<u>114,156</u>	<u>1,505,395</u>	<u>4,962,052</u>
Deferred Outflows of Resources					
	<u>-</u>	<u>-</u>	<u>-</u>	<u>-</u>	<u>-</u>
Total Assets and Deferred Outflows of Resources	<u>\$ 1,331,778</u>	<u>\$ 2,010,723</u>	<u>\$ 114,156</u>	<u>\$ 1,505,395</u>	<u>\$ 4,962,052</u>
Liabilities					
Current Liabilities					
Accounts Payable	\$ 30,260	\$ -	\$ 35,996	\$ 1,000	\$ 67,256
Accrued Expenses	97,850	-	-	81,016	178,866
Unearned Revenue	453,668	-	-	-	453,668
Due To Other Funds	750,000	-	-	-	750,000
Total Liabilities	<u>1,331,778</u>	<u>-</u>	<u>35,996</u>	<u>82,016</u>	<u>1,449,790</u>
Deferred Inflows of Resources					
	<u>-</u>	<u>-</u>	<u>-</u>	<u>-</u>	<u>-</u>
Fund Balances					
Reserved	<u>-</u>	<u>2,010,723</u>	<u>78,160</u>	<u>1,423,379</u>	<u>3,512,262</u>
Total Liabilities, Deferred Inflows of Resources, and Fund Balances	<u>\$ 1,331,778</u>	<u>\$ 2,010,723</u>	<u>\$ 114,156</u>	<u>\$ 1,505,395</u>	<u>\$ 4,962,052</u>

**JOHN A. LOGAN COLLEGE
COMMUNITY COLLEGE DISTRICT NO. 530
CARTERVILLE, ILLINOIS**

**COMBINING BALANCE SHEET
GOVERNMENTAL FUND TYPES - SPECIAL REVENUE FUNDS
JUNE 30, 2014**

	Restricted Purposes Fund	Working Cash Fund	Audit Fund	Liability, Protection and Settlement Fund	Total Special Revenue Funds
Assets					
Current Assets					
Cash and Cash Equivalents	\$ 758,040	\$ 1,431,566	\$ 88,466	\$ 738,267	\$ 3,016,339
Accounts Receivable					
Property Taxes	-	-	19,959	780,256	800,215
Governmental Claims	876,364	-	-	-	876,364
Other Receivables	-	-	-	-	-
Due From Other Funds	-	575,000	-	-	575,000
Prepaid Expenses	332,334	-	-	43,539	375,873
Total Assets	<u>1,966,738</u>	<u>2,006,566</u>	<u>108,425</u>	<u>1,562,062</u>	<u>5,643,791</u>
Deferred Outflows of Resources					
	<u>-</u>	<u>-</u>	<u>-</u>	<u>-</u>	<u>-</u>
Total Assets and Deferred Outflows of Resources	<u>\$ 1,966,738</u>	<u>\$ 2,006,566</u>	<u>\$ 108,425</u>	<u>\$ 1,562,062</u>	<u>\$ 5,643,791</u>
Liabilities					
Current Liabilities					
Accounts Payable	\$ 81,610	\$ -	\$ 31,996	\$ 2,663	\$ 116,269
Accrued Expenses	99,856	-	-	103,224	203,080
Unearned Revenue	1,285,272	-	-	-	1,285,272
Due To Other Funds	500,000	-	-	-	500,000
Total Liabilities	<u>1,966,738</u>	<u>-</u>	<u>31,996</u>	<u>105,887</u>	<u>2,104,621</u>
Deferred Inflows of Resources					
	<u>-</u>	<u>-</u>	<u>-</u>	<u>-</u>	<u>-</u>
Fund Balances					
Reserved	<u>-</u>	<u>2,006,566</u>	<u>76,429</u>	<u>1,456,175</u>	<u>3,539,170</u>
Total Liabilities, Deferred Inflows of Resources, and Fund Balances	<u>\$ 1,966,738</u>	<u>\$ 2,006,566</u>	<u>\$ 108,425</u>	<u>\$ 1,562,062</u>	<u>\$ 5,643,791</u>

**JOHN A. LOGAN COLLEGE
COMMUNITY COLLEGE DISTRICT NO. 530
CARTERVILLE, ILLINOIS**

**COMBINING STATEMENT OF REVENUES, EXPENDITURES, AND
CHANGES IN FUND BALANCES
GOVERNMENTAL FUND TYPES - SPECIAL REVENUE FUNDS
FOR THE YEAR ENDED JUNE 30, 2015**

	Restricted Purposes Fund	Working Cash Fund	Audit Fund	Liability, Protection and Settlement Fund	Total Special Revenue Funds
Revenues					
Local Government					
Property Taxes	\$ -	\$ -	\$ 40,123	\$ 1,577,011	\$ 1,617,134
State Government					
ICCB State	701,887	-	-	-	701,887
Illinois State Board of Education	177,218	-	-	-	177,218
Other	463,734	-	-	-	463,734
Federal Government					
Department of Education	8,237,332	-	-	-	8,237,332
Department of Labor	235,259	-	-	-	235,259
Department of Health & Human Services	1,304,485	-	-	-	1,304,485
Other	140,316	-	-	-	140,316
Other					
Interest Income	85	4,157	303	1,259	5,804
Nongovernmental Gifts, Grants, and Bequests	104,788	-	-	-	104,788
Other	93,506	-	-	13,325	106,831
Total Revenues	<u>11,458,610</u>	<u>4,157</u>	<u>40,426</u>	<u>1,591,595</u>	<u>13,094,788</u>
Expenditures					
Instruction	989,781	-	-	-	989,781
Academic Support	136,204	-	-	-	136,204
Student Services	508,185	-	-	-	508,185
Public Service/Continuing Education	2,089,971	-	-	-	2,089,971
Operations and Maintenance of Plant	-	-	-	664,134	664,134
Institutional Support	1,101,919	-	38,695	960,257	2,100,871
Scholarships, Student Grants, and Waivers	7,464,111	-	-	-	7,464,111
Total Expenditures	<u>12,290,171</u>	<u>-</u>	<u>38,695</u>	<u>1,624,391</u>	<u>13,953,257</u>
Excess Revenues Over (Under) Expenditures	<u>(831,561)</u>	<u>4,157</u>	<u>1,731</u>	<u>(32,796)</u>	<u>(858,469)</u>
Other Financing Sources (Uses)					
Debt Certificate Proceeds	813,710	-	-	-	813,710
Transfers From (To) Other Funds	17,851	-	-	-	17,851
Total Other Financing Sources (Uses)	<u>831,561</u>	<u>-</u>	<u>-</u>	<u>-</u>	<u>831,561</u>
Excess Revenues and Other Sources Over (Under) Expenditures and Other Uses	<u>-</u>	<u>4,157</u>	<u>1,731</u>	<u>(32,796)</u>	<u>(26,908)</u>
Fund Balance, July 1, 2014	<u>-</u>	<u>2,006,566</u>	<u>76,429</u>	<u>1,456,175</u>	<u>3,539,170</u>
Fund Balance, June 30, 2015	<u>\$ -</u>	<u>\$ 2,010,723</u>	<u>\$ 78,160</u>	<u>\$ 1,423,379</u>	<u>\$ 3,512,262</u>

**JOHN A. LOGAN COLLEGE
COMMUNITY COLLEGE DISTRICT NO. 530
CARTERVILLE, ILLINOIS**

**COMBINING STATEMENT OF REVENUES, EXPENDITURES, AND
CHANGES IN FUND BALANCES
GOVERNMENTAL FUND TYPES - SPECIAL REVENUE FUNDS
FOR THE YEAR ENDED JUNE 30, 2014**

	Restricted Purposes Fund	Working Cash Fund	Audit Fund	Liability, Protection and Settlement Fund	Total Special Revenue Funds
Revenues					
Local Government					
Property Taxes	\$ -	\$ -	\$ 45,486	\$ 1,466,981	\$ 1,512,467
State Government					
ICCB State	560,942	-	-	-	560,942
Illinois State Board of Education	167,656	-	-	-	167,656
Other	285,874	-	-	-	285,874
Federal Government					
Department of Education	8,530,635	-	-	-	8,530,635
Department of Labor	234,404	-	-	-	234,404
Department of Health & Human Services	1,315,181	-	-	-	1,315,181
Other	341,056	-	-	-	341,056
Other					
Interest Income	153	3,344	327	1,867	5,691
Nongovernmental Gifts, Grants, and Bequests	139,498	-	-	-	139,498
Other	121,299	-	-	-	121,299
Total Revenues	<u>11,696,698</u>	<u>3,344</u>	<u>45,813</u>	<u>1,468,848</u>	<u>13,214,703</u>
Expenditures					
Instruction	922,486	-	-	-	922,486
Academic Support	100,687	-	-	-	100,687
Student Services	549,736	-	-	-	549,736
Public Service/Continuing Education	1,955,710	-	-	-	1,955,710
Operations and Maintenance of Plant	775	-	-	607,781	608,556
Institutional Support	1,967,735	-	43,995	975,859	2,987,589
Scholarships, Student Grants, and Waivers	8,043,770	-	-	-	8,043,770
Total Expenditures	<u>13,540,899</u>	<u>-</u>	<u>43,995</u>	<u>1,583,640</u>	<u>15,168,534</u>
Excess Revenues Over (Under) Expenditures	<u>(1,844,201)</u>	<u>3,344</u>	<u>1,818</u>	<u>(114,792)</u>	<u>(1,953,831)</u>
Other Financing Sources (Uses)					
Debt Certificate Proceeds	1,827,351				1,827,351
Transfers From (To) Other Funds	16,850				16,850
Total Other Financing Sources (Uses)	<u>1,844,201</u>	<u>-</u>	<u>-</u>	<u>-</u>	<u>1,844,201</u>
Excess Revenues and Other Sources Over (Under) Expenditures and Other Uses	<u>-</u>	<u>3,344</u>	<u>1,818</u>	<u>(114,792)</u>	<u>(109,630)</u>
Fund Balance, July 1, 2013	<u>-</u>	<u>2,003,222</u>	<u>74,611</u>	<u>1,570,967</u>	<u>3,648,800</u>
Fund Balance, June 30, 2014	<u>\$ -</u>	<u>\$ 2,006,566</u>	<u>\$ 76,429</u>	<u>\$ 1,456,175</u>	<u>\$ 3,539,170</u>

**JOHN A. LOGAN COLLEGE
COMMUNITY COLLEGE DISTRICT NO. 530
CARTERVILLE, ILLINOIS**

**BALANCE SHEET
FIDUCIARY FUND
JUNE 30, 2015**

	Agency Fund
Assets	
Current Assets	
Cash and Cash Equivalents	\$ 155,282
Due from Agency Groups	71,278
Total Assets	\$ 226,560
Liabilities	
Current Liabilities	
Due to Other Funds	\$ 75,000
Due to Agency Groups	151,560
Total Liabilities	226,560
Fund Balance	
Reserved	-
Total Liabilities and Fund Balance	\$ 226,560

**JOHN A. LOGAN COLLEGE
COMMUNITY COLLEGE DISTRICT NO. 530
CARTERVILLE, ILLINOIS**

**BALANCE SHEET
FIDUCIARY FUND
JUNE 30, 2014**

	Agency Fund
Assets	
Current Assets	
Cash and Cash Equivalents	\$ 157,472
Due from Agency Groups	65,145
Total Assets	\$ 222,617
Liabilities	
Current Liabilities	
Due to Other Funds	\$ 75,000
Due to Agency Groups	147,617
Total Liabilities	222,617
Fund Balance	
Reserved	-
Total Liabilities and Fund Balance	\$ 222,617

SUPPLEMENTAL INFORMATION

Other Data

**JOHN A. LOGAN COLLEGE
COMMUNITY COLLEGE DISTRICT NO. 530**

**SCHEDULE OF ASSESSED VALUATIONS, TAX RATES, AND TAXES EXTENDED
UNAUDITED
LEVY YEARS 2012, 2013, AND 2014**

	<u>2014 Levy Payable in 2015*</u>	<u>2013 Levy Payable in 2014*</u>	<u>2012 Levy Payable in 2013*</u>
Assessed Valuation (by County)			
Franklin County	\$ 83,697,751	\$ 77,755,623	\$ 77,500,710
Jackson County	675,757,450	667,469,780	672,273,769
Perry County	85,122,356	83,815,165	83,641,699
Randolph County	11,055,039	10,198,758	10,416,804
Williamson County	950,562,817	946,400,403	919,939,174
	<u>\$ 1,806,195,413</u>	<u>\$ 1,785,639,729</u>	<u>\$ 1,763,772,156</u>
Tax Rates (Per \$100 of Assessed Valuation)			
Education	0.30000	0.30000	0.30000
Operations and Maintenance	0.05000	0.05000	0.05000
Bond and Interest	0.10977	0.07895	0.07633
Audit	0.00251	0.00207	0.00283
Liability, Protection, and Settlement	0.08939	0.08714	0.08092
Health, Life, and Safety	0.03864	0.04507	0.04513
Prior Year Adjustment	0.00070	-	0.00014
	<u>0.59101</u>	<u>0.56323</u>	<u>0.55535</u>
Taxes Extended			
Education	\$ 5,418,586	\$ 5,356,919	\$ 5,285,095
Operations and Maintenance	903,098	892,820	881,886
Bond and Interest	1,976,203	1,411,462	1,346,883
Audit	45,252	38,328	50,104
Liability, Protection, and Settlement	1,608,915	1,557,595	1,427,689
Health, Life, and Safety	695,464	805,624	796,123
Prior Year Adjustment	7,645	(1,276)	1,288
	<u>\$ 10,655,162</u>	<u>\$ 10,061,472</u>	<u>\$ 9,789,068</u>

* Tax rates vary by county. Williamson County rates are reflected in the table. Tax extended represents actual extensions from all counties. Therefore, rate times assessed valuation does not compute to taxes extended.

**JOHN A. LOGAN COLLEGE
COMMUNITY COLLEGE DISTRICT NO. 530
CARTERVILLE, ILLINOIS**

**SCHEDULE OF LEGAL DEBT MARGIN
UNAUDITED
FOR THE YEAR ENDED JUNE 30, 2015**

Assessed Valuation - 2013 Levy

Franklin County	\$ 77,755,623
Jackson County	667,469,780
Perry County	83,815,165
Randolph County	10,198,758
Williamson County	946,400,403
	<u>\$ 1,785,639,729</u>
Debt Limit, 2.875% of Assessed Valuation (50 ILCS 405/1)	\$ 51,337,142
Less: Total Indebtedness	<u>(21,588,849)</u>
Legal Debt Margin	<u><u>\$ 29,748,293</u></u>

**JOHN A. LOGAN COLLEGE
COMMUNITY COLLEGE DISTRICT NO. 530
CARTERVILLE, ILLINOIS**

**SCHEDULE OF INSURANCE IN FORCE
UNAUDITED
FOR THE YEAR ENDED JUNE 30, 2015**

Policy Number	Coverage	Effective Date	Expiration Date	Coverage
14-0145-106-00001313	Title Insurance	Non-expiring		\$188,000 College Property (Main Campus) \$9,000 College Property (Main Campus Addition) \$15,000 College Property (Main Campus Addition) \$390,000 College Property (DuQuoin Extension Center)
Z7W 9243224 03	Blanket Building & Contents	8/15/2014	8/15/2015	\$81,653,836 buildings, contents, betterments blanket limit "all risk"
Z7W 9243224 03	General Liability	8/15/2014	8/15/2015	\$5,000 deductible \$350,000 Mine subsidence limit per structure hazardous substances, CFC refrigerants \$500,000 commercial crime coverage commercial inland marine coverage including \$100,000 fine arts coverage and \$5,396,502 equipment coverage \$2,000,000 general liability aggregate limit \$1,000,000 each occurrence limit \$1,000,000 personal and advertising injury limit \$3,000,000 employee benefits liability \$500,000 aggregate garage operations \$1,000,000 law enforcement liability, \$2,500 Deductible \$1,000,000 sexual misconduct and molestation liability
Z7W 9243224 03	School Leaders, Errors & Omissions	8/15/2014	8/15/2015	\$2,000,000 general aggregate limit \$2,500 deductible
A7W 9243217 03	Business Auto	8/15/2014	8/15/2015	\$1,000,000 bodily injury and property damage liability \$1,000,000 uninsured/underinsured motorists \$5,000 medical payments \$500 deductible comp./\$500 deductible coll.
WCB1002152	Workers' Compensation	8/15/2014	8/15/2015	Statutory coverage
01-392-98-26	Cyberliability	8/31/2014	8/31/2015	\$1,000,000 liability limit
UHW 9243226 03	Commercial Umbrella Liability	8/15/2014	8/15/2015	\$15,000,000 each occurrence \$15,000,000 annual aggregate \$15,000 retained limit
124-120-D47-S 124-128-D47-S	Blanket Sports Policy	8/1/2014	8/1/2015	\$25,000 accident coverage
SB20CC-50558-043	Catastrophic Sports Policy	8/1/2014	8/1/2015	\$5,000,000 catastrophic accident insurance for intercollegiate athletics
BDI 1948054	Crime	8/15/2014	8/15/2015	\$500,000 limit per occurrence, \$5,000 deductible
285-024-936	Treasurers Bond	6/27/2014	6/27/2015	\$7,000,000 bond amount
21896	Treasurers ERP Bond	12/20/2014	12/20/2015	\$750,000 bond amount
LIW-A403689-00	Professional Liability	8/15/2014	8/15/2015	\$1,000,000 each medical incident \$5,000,000 aggregate
CPN10005131400 LL001693 MKLS12XP000692	Earthquake	8/15/2014	8/15/2015	\$35,000,000 per occurrence

SUPPLEMENTAL INFORMATION

Uniform Financial Statements

**JOHN A. LOGAN COLLEGE
COMMUNITY COLLEGE DISTRICT NO. 530
CARTERVILLE, ILLINOIS**

**ALL FUNDS SUMMARY
UNIFORM FINANCIAL STATEMENT #1
FISCAL YEAR ENDED JUNE 30, 2015**

	Education Fund	Operations and Maintenance Fund	Operations and Maintenance Fund (Restricted)	Bond and Interest Fund	Auxiliary Enterprises Fund	Restricted Purposes Fund	Working Cash Fund	Audit Fund	Liability, Protection and Settlement Fund	Total
Fund Balance, July 1, 2014	\$ 10,536,221	\$ 2,469,541	\$ 996,952	\$ 810,291	\$ 2,729,513	\$ -	\$ 2,006,566	\$ 76,429	\$ 1,456,175	\$ 21,081,688
Revenues										
Local Taxes	6,056,973	896,750	772,452	1,593,087	-	-	-	40,123	1,577,011	10,936,396
Chargeback	25,873	-	-	-	-	-	-	-	-	25,873
ICCB Grants	8,757,953	2,758,263	-	-	-	701,887	-	-	-	12,218,103
All Other State	-	-	550,058	-	-	640,952	-	-	-	1,191,010
Federal	25,235	-	-	-	-	9,917,392	-	-	-	9,942,627
Student Tuition and Fees	13,326,442	-	-	-	-	-	-	-	-	13,326,442
All Other	403,752	11,243	1,149,668	3,059,405	541,268	1,012,089	4,157	303	14,584	6,196,469
Total Direct Revenues	<u>28,596,228</u>	<u>3,666,256</u>	<u>2,472,178</u>	<u>4,652,492</u>	<u>541,268</u>	<u>12,272,320</u>	<u>4,157</u>	<u>40,426</u>	<u>1,591,595</u>	<u>53,836,920</u>
On-behalf Payments	10,183,276	-	-	-	-	-	-	-	-	10,183,276
Total Revenues	<u>38,779,504</u>	<u>3,666,256</u>	<u>2,472,178</u>	<u>4,652,492</u>	<u>541,268</u>	<u>12,272,320</u>	<u>4,157</u>	<u>40,426</u>	<u>1,591,595</u>	<u>64,020,196</u>
Expenditures										
Instruction	12,063,186	-	-	-	-	989,781	-	-	-	13,052,967
Academic Support	2,348,485	-	-	-	1,675	136,204	-	-	-	2,486,364
Student Services	3,138,444	-	-	-	16,662	508,185	-	-	-	3,663,291
Public Service/Continuing Education	1,036,139	-	-	-	-	2,089,971	-	-	-	3,126,110
Auxiliary Services	-	-	-	-	1,154,272	-	-	-	-	1,154,272
Operations and Maintenance	-	3,642,704	-	-	20,195	-	-	-	664,134	4,327,033
Institutional Support	5,689,325	-	2,792,757	4,472,355	59,214	1,101,919	-	38,695	960,257	15,114,522
Scholarships, Student Grants, & Waivers	3,776,768	-	-	-	314,095	7,464,111	-	-	-	11,554,974
Total Direct Expenditures	<u>28,052,347</u>	<u>3,642,704</u>	<u>2,792,757</u>	<u>4,472,355</u>	<u>1,566,113</u>	<u>12,290,171</u>	<u>-</u>	<u>38,695</u>	<u>1,624,391</u>	<u>54,479,533</u>
On-behalf Payments	10,183,276	-	-	-	-	-	-	-	-	10,183,276
Total Expenditures	<u>38,235,623</u>	<u>3,642,704</u>	<u>2,792,757</u>	<u>4,472,355</u>	<u>1,566,113</u>	<u>12,290,171</u>	<u>-</u>	<u>38,695</u>	<u>1,624,391</u>	<u>64,662,809</u>
Net Transfers	<u>(1,616,252)</u>	<u>-</u>	<u>598,401</u>	<u>-</u>	<u>1,000,000</u>	<u>17,851</u>	<u>-</u>	<u>-</u>	<u>-</u>	<u>-</u>
Fund Balance, June 30, 2015	<u>\$ 9,463,850</u>	<u>\$ 2,493,093</u>	<u>\$ 1,274,774</u>	<u>\$ 990,428</u>	<u>\$ 2,704,668</u>	<u>\$ -</u>	<u>\$ 2,010,723</u>	<u>\$ 78,160</u>	<u>\$ 1,423,379</u>	<u>\$ 20,439,075</u>

**JOHN A. LOGAN COLLEGE
COMMUNITY COLLEGE DISTRICT NO. 530
CARTERVILLE, ILLINOIS**

**SUMMARY OF FIXED ASSETS AND DEBT
UNIFORM FINANCIAL STATEMENT #2
FISCAL YEAR ENDED JUNE 30, 2015**

	Fixed Asset/Debt Account Groups July 1, 2014	Additions	Deletions	Fixed Asset/Debt Account Groups June 30, 2015
Fixed Assets				
Sites	\$ 346,427	\$ -	\$ -	\$ 346,427
Site Improvements	987,436	214,438	-	1,201,874
Buildings, Additions, and Improvements	87,478,614	817,294	-	88,295,908
Equipment	8,762,620	2,389,963	(18,989)	11,133,594
Other Fixed Assets	16,500	-	-	16,500
Construction in Progress	803,038	751,697	(712,316)	842,419
Total Fixed Assets	<u>98,394,635</u>	<u>4,173,392</u>	<u>(731,305)</u>	<u>101,836,722</u>
Less: Accumulated Depreciation	<u>33,318,116</u>	<u>2,810,815</u>	<u>(18,989)</u>	<u>36,109,942</u>
Net Fixed Assets	<u>\$ 65,076,519</u>	<u>\$ 1,362,577</u>	<u>\$ (712,316)</u>	<u>\$ 65,726,780</u>
Fixed Debt				
Bonds Payable	\$ 18,365,000	\$ 3,000,000	\$ (575,000)	\$ 20,790,000
Debt Certificates Payable	2,765,000	-	(2,765,000)	-
Lease-Purchase Payable	<u>-</u>	<u>998,561</u>	<u>(199,712)</u>	<u>798,849</u>
Total Fixed Liabilities	<u>\$ 21,130,000</u>	<u>\$ 3,998,561</u>	<u>\$ (3,539,712)</u>	<u>\$ 21,588,849</u>
	Outstanding July 1, 2014	Issued	Redeemed	Outstanding June 30, 2015
Education Fund				
Tax Anticipation Warrants	None	None	None	None
Tax Anticipation Notes	None	None	None	None
Operations and Maintenance Fund				
Tax Anticipation Warrants	None	None	None	None
Tax Anticipation Notes	None	None	None	None
Bond and Interest Fund				
Tax Anticipation Warrants	None	None	None	None
Tax Anticipation Notes	None	None	None	None
Audit Fund				
Tax Anticipation Warrants	None	None	None	None
Tax Anticipation Notes	None	None	None	None
Liability, Protection, and Settlement Fund				
Tax Anticipation Warrants	None	None	None	None
Tax Anticipation Notes	None	None	None	None
PCB Operations and Maintenance Fund				
Tax Anticipation Warrants	None	None	None	None
Tax Anticipation Notes	None	None	None	None

**JOHN A. LOGAN COLLEGE
COMMUNITY COLLEGE DISTRICT NO. 530
CARTERVILLE, ILLINOIS**

**OPERATING FUNDS REVENUES AND EXPENDITURES
UNIFORM FINANCIAL STATEMENT #3
FISCAL YEAR ENDED JUNE 30, 2015**

	Education Fund	Operations and Maintenance Fund	Total Operating Funds
Operating Revenues by Sources			
Local Government Revenues:			
Local Taxes	\$ 5,380,491	\$ 896,750	\$ 6,277,241
Corporate Personal Property Replacement Tax	676,482	-	676,482
Chargeback	25,873	-	25,873
Total Local Government	<u>6,082,846</u>	<u>896,750</u>	<u>6,979,596</u>
State Government:			
ICCB Credit Hour Grants	2,876,005	958,668	3,834,673
ICCB Equalization Grants	5,398,785	1,799,595	7,198,380
ICCB Career and Technical Education	429,763	-	429,763
ICCB Other	53,400	-	53,400
Total State Government	<u>8,757,953</u>	<u>2,758,263</u>	<u>11,516,216</u>
Federal Government:			
Department of Education	-	-	-
Department of Health & Human Services	1,825	-	1,825
Other	23,410	-	23,410
Total Federal Government	<u>25,235</u>	<u>-</u>	<u>25,235</u>
Student Tuition and Fees:			
Tuition	11,952,350	-	11,952,350
Fees	1,374,092	-	1,374,092
Total Student Tuition and Fees	<u>13,326,442</u>	<u>-</u>	<u>13,326,442</u>
Other Sources:			
Sales and Service Fees	215,215	-	215,215
Facilities	-	6,870	6,870
Interest Income	28,728	761	29,489
Other	159,809	3,612	163,421
Total Other Sources	<u>403,752</u>	<u>11,243</u>	<u>414,995</u>
On-behalf Payments	<u>10,183,276</u>	<u>-</u>	<u>10,183,276</u>
Total Revenue	38,779,504	3,666,256	42,445,760
Less Non-Operating Items:*			
Chargeback	(25,873)	-	(25,873)
On-behalf Payments	<u>(10,183,276)</u>	<u>-</u>	<u>(10,183,276)</u>
Adjusted Revenue	<u>\$ 28,570,355</u>	<u>\$ 3,666,256</u>	<u>\$ 32,236,611</u>

*Intercollege revenues that do not generate related local college credit hours are subtracted to allow for statewide comparisons.

**JOHN A. LOGAN COLLEGE
COMMUNITY COLLEGE DISTRICT NO. 530
CARTERVILLE, ILLINOIS**

**OPERATING FUNDS REVENUES AND EXPENDITURES
UNIFORM FINANCIAL STATEMENT #3
FISCAL YEAR ENDED JUNE 30, 2015**

	Education Fund	Operations and Maintenance Fund	Total Operating Funds
Operating Expenditures			
By Program:			
Instruction	\$ 12,063,186	\$ -	\$ 12,063,186
Academic Support	2,348,485	-	2,348,485
Student Services	3,138,444	-	3,138,444
Public Service/Continuing Education	1,036,139	-	1,036,139
Operation and Maintenance of Plant	-	3,642,704	3,642,704
Institutional Support	5,689,325	-	5,689,325
Scholarships, Student Grants, and Waivers	3,776,768	-	3,776,768
Total Direct Expenditures	28,052,347	3,642,704	31,695,051
On-behalf Payments	10,183,276	-	10,183,276
Total Expenditures	38,235,623	3,642,704	41,878,327
Less Non-Operating Items:*			
Chargeback	977	-	977
Transfers to Non-operating Funds	1,616,252	-	1,616,252
On-behalf Payments	(10,183,276)	-	(10,183,276)
Adjusted Expenditures	\$ 29,669,576	\$ 3,642,704	\$ 33,312,280
By Object:			
Salaries	\$ 18,913,423	\$ 2,066,162	\$ 20,979,585
Employee Benefits	2,305,168	245,307	2,550,475
Contractual Services	1,214,541	221,433	1,435,974
General Materials and Supplies	1,356,540	189,884	1,546,424
Library Materials**	51,861	-	51,861
Conference and Meeting	256,658	9,437	266,095
Fixed Charges	12,297	369	12,666
Utilities	900	855,392	856,292
Capital Outlay	144,332	53,605	197,937
Other	3,848,488	1,115	3,849,603
Scholarships, Student Grants & Waivers**	3,777,745	-	3,777,745
Total Direct Expenditures	28,052,347	3,642,704	31,695,051
On-behalf Payments	10,183,276	-	10,183,276
Total Expenditures	38,235,623	3,642,704	41,878,327
Less Non-Operating Items:*			
Chargeback	977	-	977
Transfers to Non-operating Funds	1,616,252	-	1,616,252
On-behalf Payments	(10,183,276)	-	(10,183,276)
Adjusted Expenditures	\$ 29,669,576	\$ 3,642,704	\$ 33,312,280

**Non-add line

*Inter-college revenues that do not generate related local college credit hours are subtracted to allow for statewide comparisons.

**Non-add line.

**JOHN A. LOGAN COLLEGE
COMMUNITY COLLEGE DISTRICT NO. 530
CARTERVILLE, ILLINOIS**

**RESTRICTED PURPOSES FUND REVENUES AND EXPENDITURES
UNIFORM FINANCIAL STATEMENT #4
FISCAL YEAR ENDED JUNE 30, 2015**

	<u>Restricted Purposes Fund</u>
Revenues by Source	
State Government:	
ICCB - Career and Technical Education	\$ 78,784
ICCB - Adult Education	213,966
ICCB - Other	409,137
Other	640,952
Total State Government	<u>1,342,839</u>
Federal Government:	
Department of Education	8,237,332
Dept. of Labor	235,259
Department of Health and Human Services	1,304,485
Other	140,316
Total Federal Government	<u>9,917,392</u>
Other Sources:	
Other	<u>1,012,089</u>
Transfers	<u>17,851</u>
Total Restricted Purposes Fund Revenues	<u>\$ 12,290,171</u>
Expenditures By Program	
Instruction	989,781
Academic Support	136,204
Student Services	508,185
Public Service/Continuing Education	2,089,971
Operations and Maintenance	-
Institutional Support	1,101,919
Scholarships, Student Grants, and Waivers	<u>7,464,111</u>
Total Restricted Purposes Fund Expenditures	<u>\$ 12,290,171</u>
Expenditures By Object	
Salaries	1,825,555
Employee Benefits	368,665
Contractual Services	1,216,683
General Materials and Supplies	311,140
Library Materials*	-
Travel and Conference/Meeting	129,464
Fixed Charges	57,352
Utilities	21,852
Capital Outlay	354,504
Other	8,004,956
Scholarships, Student Grants, and Waivers*	<u>7,379,547</u>
Total Restricted Purposes Fund Expenditures	<u>\$ 12,290,171</u>

*Non-add line

**JOHN A. LOGAN COLLEGE
COMMUNITY COLLEGE DISTRICT NO. 530
CARTERVILLE, ILLINOIS**

**CURRENT FUNDS * EXPENDITURES BY ACTIVITY
UNIFORM FINANCIAL STATEMENT #5
FISCAL YEAR ENDED JUNE 30, 2015**

Instruction	
Instructional Programs	\$ 12,886,888
Other	<u>166,079</u>
Total Instruction	<u>13,052,967</u>
Academic Support	
Library Center	358,558
Instructional Materials Center	234,249
Academic Administration and Planning	1,703,970
Other	<u>189,587</u>
Total Academic Support	<u>2,486,364</u>
Student Services	
Admissions and Records	778,349
Counseling and Career Guidance	1,807,386
Financial Aid Administration	497,029
Other	<u>580,527</u>
Total Student Services Support	<u>3,663,291</u>
Public Service/Continuing Education	
Community Education	981,680
Community Services	2,142,035
Other	<u>2,395</u>
Total Public Service/Continuing Education	<u>3,126,110</u>
Auxiliary Services	<u>1,154,272</u>
Operations and Maintenance of Plant	
Maintenance	688,347
Custodial	1,701,394
Grounds	397,571
Campus Security	664,134
Transportation	20,195
Plant Utilities	<u>855,392</u>
Total Operations and Maintenance of Plant	<u>4,327,033</u>
Institutional Support	
Executive Management	1,110,576
Fiscal Operations	790,235
Community Relations	934,793
Administrative Support Services	350,927
Board of Trustees	41,576
General Institution	2,012,772
Institutional Research	325,744
Administrative Data Processing	2,271,218
Other	<u>11,569</u>
Total Institutional Support	<u>7,849,410</u>
Scholarships, Student Grants, and Waivers	<u>11,554,974</u>
Total Current Funds Expenditures	<u>\$ 47,214,421</u>

*Current Funds include the Education; Operations and Maintenance; Auxiliary Enterprises; Restricted Purposes; Audit; Liability, Protection, and Settlement; and PBC Operations and Maintenance Funds.

SUPPLEMENTAL INFORMATION

Certification of Chargeback Reimbursement

**JOHN A. LOGAN COLLEGE
COMMUNITY COLLEGE DISTRICT NO. 530
CARTERVILLE, ILLINOIS**

CERTIFICATION OF CHARGEBACK REIMBURSEMENT

FOR FISCAL YEAR 2016

The Fiscal Year 2016 Certificate of Chargeback Reimbursement Form was unable to be completed by the October 15, 2015 audit due date because line 17 of the form (the FY 2016 average grant rate based on FY 2016 ICCB grants) was unavailable since the State of Illinois budget had not yet been approved by the General Assembly and the Governor of the State of Illinois. This page will be issued at a later date as an addendum/replacement page once all information is available to complete the FY 2016 Chargeback Form.

STATE COMPLIANCE SECTION

**Illinois Community College Board
State Grants Financial Compliance Section**



**INDEPENDENT AUDITOR'S REPORT ON COMPLIANCE WITH STATE REQUIREMENTS
FOR CAREER AND TECHNICAL EDUCATION-PROGRAM IMPROVEMENT GRANTS AND
ADULT EDUCATION AND FAMILY LITERACY GRANTS**

Board of Trustees
John A. Logan College
Community College District No. 530
Carterville, Illinois 62918

Report on the Financial Statements

We have audited the accompanying balance sheets of the Career and Technical Education-Program Improvement and Adult Education and Family Literacy Grants of John A. Logan Community College District No. 530 as of June 30, 2015, and the related statements of revenues, expenditures, and changes in fund balance for the year then ended.

Management's Responsibility for the Financial Statements

These financial statements are the responsibility of the College's management. Management's responsibilities include the design, implementation, and maintenance of internal control relevant to the preparation and fair presentation of the financial statements that are free from material misstatement, whether due to fraud or error.

Auditor's Responsibility

Our responsibility is to express an opinion on these financial statements based on our audit. We conducted our audit in accordance with auditing standards generally accepted in the United States of America and the standards applicable to financial audits contained in *Government Auditing Standards*, issued by the Comptroller General of the United States and the grant policy guidelines of the Illinois Community College Board's *Fiscal Management Manual*. Those standards and guidelines require that we plan and perform the audit to obtain reasonable assurance about whether the financial statements are free of material misstatement. An audit includes examining, on a test basis, evidence supporting the amounts and disclosures in the financial statements. An audit also includes assessing the accounting principles used and significant estimates made by management, as well as evaluating the overall financial statement presentation. Our audit also included a review of compliance with the provisions of laws, regulations, contracts, and grants between John A. Logan Community College District No. 530 and the State of Illinois and the Illinois Community College Board (ICCB). We believe that our audit provides a reasonable basis for our opinion and John A. Logan Community College District No. 530 is in compliance, in all material respects, with the provisions of laws, contracts, and ICCB policy guidelines for restricted grants.

Opinion

In our opinion, the financial statements referred to above present fairly, in all material respects, the financial position of the Career and Technical Education-Program Improvement and Adult Education and Family Literacy Grants of John A. Logan Community College District No. 530 as of June 30, 2015, and the results of their operations for the year then ended in conformity with accounting principles generally accepted in the United States of America.

Other Information

The accompanying balance sheets and statements of revenues, expenditures, and changes in fund balance were prepared for the purpose of complying with the terms of the ICCB Grants and are not intended to be a complete presentation of the College's revenues and expenditures in conformity with accounting principles generally accepted in the United States of America.

Kemper CPA Group LLP

KEMPER CPA GROUP LLP

Certified Public Accountants and Consultants

Marion, Illinois

October 15, 2015

**JOHN A. LOGAN COLLEGE
COMMUNITY COLLEGE DISTRICT NO. 530
CARTERVILLE, ILLINOIS**

STATE ADULT EDUCATION RESTRICTED FUNDS

**BALANCE SHEET
JUNE 30, 2015**

	State Basic	Public Aid	Performance	Total (Memorandum Only)
Assets				
Current Assets				
Receivable - Other	\$ 7,821	\$ 2,987	\$ 6,256	\$ 17,064
Total Assets	\$ 7,821	\$ 2,987	\$ 6,256	\$ 17,064
 Liabilities and Fund Balances				
Current Liabilities				
Due To Other Funds	\$ 7,821	\$ 2,987	\$ 6,256	\$ 17,064
Total Liabilities	7,821	2,987	6,256	17,064
Fund Balance				
Reserved	-	-	-	-
Total Liabilities and Fund Balances	\$ 7,821	\$ 2,987	\$ 6,256	\$ 17,064

The accompanying notes are an integral part of these financial statements.

**JOHN A. LOGAN COLLEGE
COMMUNITY COLLEGE DISTRICT NO. 530
CARTERVILLE, ILLINOIS**

STATE ADULT EDUCATION RESTRICTED FUNDS

**STATEMENT OF REVENUES, EXPENDITURES, AND CHANGES IN FUND BALANCE
FOR THE YEAR ENDED JUNE 30, 2015**

	State Basic	Public Aid	Performance	Total (Memorandum Only)
Revenues				
Grant	\$ 97,276	\$ 25,600	\$ 91,090	\$ 213,966
Expenditures by Program				
Instruction	52,374	14,182	23,399	89,955
Social Work Services	10,723	2,344	6,852	19,919
Guidance Services	15,625	3,959	14,442	34,026
Assistive and Adaptive Equipment	-	-	100	100
Assessment and Testing	-	-	997	997
Student Transportation Services	-	-	2,475	2,475
Literacy Services	-	-	3,144	3,144
Subtotal Instructional & Student Services	<u>78,722</u>	<u>20,485</u>	<u>51,409</u>	<u>150,616</u>
Program Support				
Improvement of Instructional Services	-	-	7,124	7,124
General Administration	7,207	2,218	21,278	30,703
Operation & Maintenance of Plant Services	-	-	4,405	4,405
Data & Information Services	11,347	2,897	6,874	21,118
Subtotal Program Support	<u>18,554</u>	<u>5,115</u>	<u>39,681</u>	<u>63,350</u>
Total Expenditures	<u>97,276</u>	<u>25,600</u>	<u>91,090</u>	<u>213,966</u>
Excess of Revenues Over (Under) Expenditures	-	-	-	-
Fund Balance, July 1, 2014	-	-	-	-
Fund Balance, June 30, 2015	<u>\$ -</u>	<u>\$ -</u>	<u>\$ -</u>	<u>\$ -</u>

The accompanying notes are an integral part of these financial statements.

**JOHN A. LOGAN COLLEGE
COMMUNITY COLLEGE DISTRICT NO. 530
CARTERVILLE, ILLINOIS**

**ICCB COMPLIANCE STATEMENT FOR THE
ADULT EDUCATION AND FAMILY LITERACY GRANT**

**EXPENDITURE AMOUNTS AND PERCENTAGES FOR ICCB GRANT FUNDS ONLY
FOR THE YEAR ENDED JUNE 30, 2015**

	Audited Expenditure Amount	Actual Expenditure Percentage
<u>State Basic</u>		
Instruction (45% Minimum Required)	\$ 52,374	53.84%
General Administration (15% Maximum Allowed)	\$ 7,207	7.41%
<u>State Public Assistance</u>		
Instruction (45% Minimum Required)	\$ 14,182	55.40%
General Administration (15% Maximum Allowed)	\$ 2,218	8.66%

The accompanying notes are an integral part of these financial statements.

**JOHN A. LOGAN COLLEGE
COMMUNITY COLLEGE DISTRICT NO. 530
CARTERVILLE, ILLINOIS**

CAREER AND TECHNICAL EDUCATION - PROGRAM IMPROVEMENT

**BALANCE SHEET
JUNE 30, 2015**

Assets	
Current Assets	\$ <u> -</u>
 Liabilities and Fund Balances	
Current Liabilities	\$ -
Fund Balance	
Reserved	<u> -</u>
Total Liabilities and Fund Balances	\$ <u> -</u>

The accompanying notes are an integral part of these financial statements.

**JOHN A. LOGAN COLLEGE
COMMUNITY COLLEGE DISTRICT NO. 530
CARTERVILLE, ILLINOIS**

CAREER AND TECHNICAL EDUCATION - PROGRAM IMPROVEMENT

**STATEMENT OF REVENUES, EXPENDITURES, AND CHANGES IN FUND BALANCE
FOR THE YEAR ENDED JUNE 30, 2015**

Revenues*		
State	\$	78,784
Expenditures*		
Current Year's Grant		
Salaries		500
Employee Benefits		70
Contractual Services		14,343
Materials and Supplies		47,129
Conference and Meeting		3,967
Capital Outlay		12,775
Total Expenditures		78,784
Excess of Revenues Over (Under) Expenditures		-
Fund Balance, July 1, 2014		-
Fund Balance, June 30, 2015		\$ -

***ICCB Grant Funds Only**

The accompanying notes are an integral part of these financial statements.

**JOHN A. LOGAN COLLEGE
COMMUNITY COLLEGE DISTRICT NO. 530
CARTERVILLE, ILLINOIS**

**NOTES TO FINANCIAL STATEMENTS
JUNE 30, 2015**

NOTE 1: SUMMARY OF SIGNIFICANT ACCOUNTING POLICIES

A. General

The accompanying statements include only those transactions resulting from the Illinois Community College Board (ICCB) Career and Technical Education-Program Improvement and Adult Education and Family Literacy Grant Programs. These transactions have been accounted for in the Restricted Purposes Fund of John A. Logan Community College District No. 530.

B. Basis of Accounting

The statements have been prepared on the modified accrual basis. Expenditures include all accounts payable representing liabilities for goods and services actually received as of June 30, 2015. Funds obligated for goods prior to June 30 for which the goods are received prior to August 31 are recorded as encumbrances. Unexpended funds are reflected as a reduction to fund balance and a liability due to the ICCB by October 15.

C. Accounts Receivable

Accounts receivable is made up of amounts due from the ICCB. These amounts are considered to be 100% collectible.

D. Fixed Assets

Fixed asset purchases are recorded as capital outlay and are not capitalized.

**JOHN A. LOGAN COLLEGE
COMMUNITY COLLEGE DISTRICT NO. 530
CARTERVILLE, ILLINOIS**

**BACKGROUND INFORMATION ON STATE GRANT ACTIVITY
JUNE 30, 2015**

Unrestricted Grants

Base Operating Grants – General operating funds provided to colleges based upon credit enrollment.

Performance Grants – Grants provided to colleges based on measures for advancing success of students who are academically or financially at risk and focus on increasing college course, certificate, and degree completion.

Equalization Grants – Grants provided to institutions with less than the statewide average local tax dollars available per full-time equivalent student.

Restricted Grants/Special Initiatives

Career and Technical Education-Program Improvement Grants – Grant funding recognizes that keeping career and technical programs current and reflective of the highest quality practices in the workplace is necessary to prepare students to be successful in their chosen careers and to provide employers with the well-trained workforce they require. The grant funds are dedicated to enhancing instruction and academic support activities to strengthen and improve career and technical programs and services.

Restricted Adult Education Grants/State

State Basic – Grant awarded to Adult Education and Family Literacy providers to establish special classes for the instruction of persons of age 21 and over or persons under the age of 21 and not otherwise in attendance in public school for the purpose of providing adults in the community, and other instruction as may be necessary to increase their qualifications for employment or other means of self-support and their ability to meet their responsibilities as citizens including courses of instruction regularly accepted for graduation from elementary or high school and for Americanization and General Education Development Review classes. Included in this grant are funds for support services, such as student transportation and child care facilities or provision.

Public Assistance – Grant awarded to Adult Education and Family Literacy providers to pay for instruction, fees, books, and materials incurred in the program for the students who are identified as recipients of public assistance.

Performance – Grant awarded to Adult Education and Family Literacy providers based on performance outcomes.

STATE COMPLIANCE SECTION

**Schedules of Enrollment Data and
Reconciliation of Semester Credit Hours**



**INDEPENDENT AUDITOR'S REPORT ON THE SCHEDULE
OF ENROLLMENT DATA AND OTHER BASES UPON
WHICH CLAIMS ARE FILED**

Board of Trustees
John A. Logan College
Community College District No. 530
Carterville, Illinois 62918

We have audited the accompanying Schedule of Enrollment Data and Other Bases Upon Which Claims are Filed of John A. Logan Community College District No. 530 for the year ended June 30, 2015.

Management's Responsibility

The Schedule of Enrollment Data and Other Bases upon Which Claims are Filed is the responsibility of the College's management. Management's responsibility includes the design, implementation, and maintenance of internal control relevant to the preparation and fair presentation of the schedule.

Auditor's Responsibility

Our responsibility is to express an opinion on the schedule based on our audit. We conducted our audit in accordance with auditing standards generally accepted in the United States of America and the standards applicable to financial audits contained in *Government Auditing Standards*, issued by the Comptroller General of the United States, the provisions of Office of Management and the guidelines of the Illinois Community College Board's *Fiscal Management Manual*. Those standards and guidelines require that we plan and perform the audit to obtain reasonable assurance about whether the schedules are free of material misstatement. An audit includes examining, on a test basis, evidence supporting the claims in the schedule. The audit also includes such tests of the accounting records and such procedures prescribed by the *Fiscal Management Manual* for verification of student enrollments and other bases upon which claims were filed with the Illinois Community College Board.

Opinion

In our opinion, the accompanying Schedule of Enrollment Data and Other Bases Upon Which Claims are Filed referred to above presents fairly, in all material respects, the student enrollment and other bases on which claims were filed with the Illinois Community College Board and are fairly presented in accordance with the regulations of the Illinois Community College Board.

Kemper CPA Group LLP

KEMPER CPA GROUP LLP
Certified Public Accountants and Consultants

Marion, Illinois
October 15, 2015

**JOHN A. LOGAN COLLEGE
COMMUNITY COLLEGE DISTRICT NO. 530
CARTERVILLE, ILLINOIS**

**SCHEDULE OF ENROLLMENT DATA AND OTHER BASES UPON WHICH CLAIMS ARE FILED
FOR THE YEAR ENDED JUNE 30, 2015**

Total Semester Credit Hours by Term (In-District and Out of District Reimbursable)

Categories	Summer		Fall		Spring		Total (Note 3)	
	Unrestricted	Restricted	Unrestricted	Restricted	Unrestricted	Restricted	Unrestricted	Restricted
(Notes 1 & 2)								
Baccalaureate	4,910.0	73.00	21,612.0	8.0	23,222.0	169.0	49,744.0	250.0
Business Occupational	648.0	777.0	3,913.0	921.5	3,974.0	1,110.5	8,535.0	2,809.0
Technical Occupational	936.5	254.5	6,441.0	300.0	6,455.5	573.0	13,833.0	1,127.5
Health Occupational	1,907.5	729.5	7,163.0	165.5	6,337.5	698.0	15,408.0	1,593.0
Remedial Developmental	314.0	-	2,333.0	-	1,738.0	-	4,385.0	-
Adult Basic/Secondary Education	526.0	78.0	955.5	1,134.0	750.0	1,338.0	2,231.5	2,550.0
Total	9,242.0	1,912.0	42,417.5	2,529.0	42,477.0	3,888.5	94,136.5	8,329.5

Note 1) Unrestricted credit hours are supported with 50% or more of unrestricted sources of funding and are reimbursable if they meet all eligibility requirements.

Note 2) Restricted credit hours are supported with more than 50% of restricted sources of funding.


Note 3) Total of unrestricted and restricted should equal the SU and SR record totals.


	Attending In-District	Attending Out-of District on Chargeback or Contractual Agreement	Total
Reimbursable Semester Credit Hours (All Terms)	<u>85,040.5</u>	<u>8,669.0</u>	<u>93,709.5</u>
	Dual Credit	Dual Enrollment	
Reimbursable Semester Credit Hours (All Terms)	<u>5,405.0</u>	<u>2,006.5</u>	
District Prior Year Equalized Assessed Valuation			<u>\$1,785,639,729</u>

Correctional Semester Credit Hours by Term

Categories	Summer	Fall	Spring	Total
Baccalaureate	-	-	-	-
Business Occupational	-	-	-	-
Technical Occupational	-	-	-	-
Health Occupational	-	-	-	-
Remedial Development	-	-	-	-
Adult Basic/Secondary Education	-	-	-	-
Total	<u>-</u>	<u>-</u>	<u>-</u>	<u>-</u>

Signatures


Chief Executive Officer (CEO)


Chief Fiscal Officer (CFO)

**JOHN A. LOGAN COLLEGE
COMMUNITY COLLEGE DISTRICT NO. 530
CARTERVILLE, ILLINOIS**

**RECONCILIATION OF TOTAL SEMESTER CREDIT HOURS
FOR THE YEAR ENDED JUNE 30, 2015**

<u>Categories</u>	Total Unrestricted Credit Hours	Total Unrestricted Credit Hours Certified to the ICCB	Difference	Total Restricted Credit Hours	Total Restricted Credit Hours Certified to the ICCB	Difference
Baccalaureate	49,744.0	49,744.0	-	250.0	250.0	-
Business Occupational	8,535.0	8,535.0	-	2,809.0	2,809.0	-
Technical Occupational	13,833.0	13,833.0	-	1,127.5	1,127.5	-
Health Occupational	15,408.0	15,408.0	-	1,593.0	1,593.0	-
Remedial Developmental	4,385.0	4,385.0	-	-	-	-
Adult Basic/Secondary Education	2,231.5	2,231.5	-	2,550.0	2,550.0	-
Total	<u>94,136.5</u>	<u>94,136.5</u>	<u>-</u>	<u>8,329.5</u>	<u>8,329.5</u>	<u>-</u>

RECONCILIATION OF IN-DISTRICT/CHARGEBACK AND COOPERATIVE/CONTRACTUAL AGREEMENT CREDIT HOURS

	Total Attending (Unrestricted and Restricted)	Total Attending As Certified To The ICCB	Difference
Reimbursable In-District Residents	85,040.5	85,040.5	-
Reimbursable Out-of-District on Chargeback or Contractual Agreement	8,669.0	8,669.0	-
Total	<u>93,709.5</u>	<u>93,709.5</u>	<u>-</u>

	Total Reimbursable	Total Reimbursable Certified to ICCB	Difference
Dual Credit	5,405.0	5,405.0	-
Dual Enrollment	2,006.5	2,006.5	-
Total	<u>7,411.5</u>	<u>7,411.5</u>	<u>-</u>

**RECONCILIATION OF TOTAL CORRECTIONAL SEMESTER CREDIT HOURS
FOR THE YEAR ENDED JUNE 30, 2015**

<u>Categories</u>	Total Reimbursable Correctional Credit Hours	Total Reimbursable Correctional Credit Hours Certified to The ICCB	Difference
Baccalaureate	-	-	-
Business Occupational	-	-	-
Technical Occupational	-	-	-
Health Occupational	-	-	-
Remedial Developmental	-	-	-
Adult Basic/Secondary Education	-	-	-
Total	<u>-</u>	<u>-</u>	<u>-</u>

**JOHN A. LOGAN COLLEGE
COMMUNITY COLLEGE DISTRICT NO. 530
CARTERVILLE, ILLINOIS**

**DOCUMENTATION OF RESIDENCY VERIFICATION STEPS
JUNE 30, 2015**

In-District Student

Description: A student who has lived in Franklin, Jackson, Perry, Randolph, or Williamson counties for at least 30 days prior to the beginning of the semester.

Residency Code: In-district

Acceptable Documentation: Includes driver's license, voter registration card, or a property tax statement, and the proof must show an in-district address.

If none of the above items are available, the student may establish proof of in-district residency by providing a notarized statement signed by the student and his/her parents stating that the student's residence is within the boundaries of the district. In the event that parents are not appropriate or available as co-signers on a notarized statement, such a statement can be co-signed by a city clerk or the county clerk in the city or county where the student has a permanent address.

Tuition Charge: Current in-district tuition charge

Student Employed Full-Time in the District

Description: An Illinois resident who lives outside the College's district but works at least 35 hours per week at a business or industry located in the district.

Residency Code: Out-of-district

Acceptable Documentation: A signed letter from employer verifying that the student works at least 35 hours in the district.

Tuition Charge: Current in-district tuition charge

Out-of-District Student

Description: A student who has lived outside the district boundaries but within the State of Illinois for at least 30 days prior to the beginning of the semester.

Residency Code: Out-of-district

Acceptable Documentation: Includes driver's license, voter registration card, or property tax statement.

Tuition Charge: Current out-of-district tuition charge

**JOHN A. LOGAN COLLEGE
COMMUNITY COLLEGE DISTRICT NO. 530
CARTERVILLE, ILLINOIS**

**DOCUMENTATION OF RESIDENCY VERIFICATION STEPS (CONTINUED)
JUNE 30, 2015**

Chargeback Student

Description: A student who lives in Illinois outside the district boundaries but attends the College because his/her home Community College does not offer a specific degree/certificate program.

Residency Code: Out-of-district

Acceptable Documentation: A signed chargeback agreement from the home community college.

Tuition Charge: Current out-of-district tuition charge, but a waiver is processed for the difference between in-district and out-of-district

Reciprocal Agreement Student

Description: A student who lives in the Shawnee College, Rend Lake College, or Southeastern Illinois Community College district but attends John A. Logan College for the purpose of enrolling in a specific course not offered by the home community college. Since this is an agreement made among these four colleges, a chargeback request is not required.

Residency Code: Out-of-district

Acceptable Documentation: A letter of reciprocity from the home community college.

Tuition Charge: Current in-district tuition charge

Out-of-State Student

Description: A student who lives outside the State of Illinois.

Residency Code: Out-of-state

Acceptable documentation: None is required.

Tuition Charge: Current out-of-state tuition charge

**JOHN A. LOGAN COLLEGE
COMMUNITY COLLEGE DISTRICT NO. 530
CARTERVILLE, ILLINOIS**

**DOCUMENTATION OF RESIDENCY VERIFICATION STEPS (CONCLUDED)
JUNE 30, 2015**

International Student

Description: A student who lives outside of the United States.

Residency Code: Foreign

Acceptable Documentation: None, other than the typical international student admission paperwork which is completed with the Director of Counseling.

Tuition Charge: Current out-of-state tuition charge

International Athlete

Description: A student who lives outside of the United States but who attends the College for the purpose of playing collegiate sports.

Residency Code: Foreign

Acceptable Documentation: None, other than the typical international student admission paperwork which is completed with the Director of Counseling.

Tuition Charge: Current in-district tuition charge

International Student with U.S. In-District Sponsor

Description: A student whose permanent residence is outside of the United States but who lives with and is financially sponsored by a resident within the college district.

Residency Code: Out-of-country

Acceptable Documentation: A signed letter from an in-district resident verifying financial sponsorship.

Tuition Charge: Current in-district tuition charge

FEDERAL COMPLIANCE SECTION



**INDEPENDENT AUDITOR'S REPORT ON COMPLIANCE
FOR EACH MAJOR FEDERAL PROGRAM AND ON INTERNAL CONTROL OVER
COMPLIANCE REQUIRED BY OMB CIRCULAR A-133**

Board of Trustees
John A. Logan College
Community College District No. 530
Carterville, Illinois 62918

Report on Compliance for Each Major Federal Program

We have audited John A. Logan Community College District No. 530's compliance with the types of compliance requirements described in the *OMB Circular A-133 Compliance Supplement* that could have a direct and material effect on each of John A. Logan Community College District No. 530's major federal programs for the year ended June 30, 2015. John A. Logan Community College District No. 530's major federal programs are identified in the summary of auditor's results section of the accompanying schedule of findings and questioned costs.

Management's Responsibility

Management is responsible for compliance with the requirements of laws, regulations, contracts and grants applicable to its federal programs.

Auditor's Responsibility

Our responsibility is to express an opinion on compliance for each of John A. Logan Community College District No. 530's major federal programs based on our audit of the types of compliance requirements referred to above. We conducted our audit of compliance in accordance with auditing standards generally accepted in the United States of America; the standards applicable to financial audits contained in *Government Auditing Standards* issued by the Comptroller General of the United States; and OMB Circular A-133, *Audits of States, Local Governments, and Non-Profit Organizations*. Those standards and OMB Circular A-133 require that we plan and perform the audit to obtain reasonable assurance about whether noncompliance with the types of compliance requirements referred to above that could have a direct and material effect on a major federal program occurred. An audit includes examining, on a test basis, evidence about John A. Logan Community College District No. 530's compliance with those requirements and performing such other procedures as we considered necessary in the circumstances.

We believe that our audit provides a reasonable basis for our opinion on compliance for each major federal program. However, our audit does not provide a legal determination of John A. Logan Community College District No. 530's compliance.

Opinion on Each Major Federal Program

In our opinion, John A. Logan Community College District No. 530 complied, in all material respects, with the types of compliance requirements referred to above that could have a direct and material effect on each of its major federal programs for the year ended June 30, 2015.

Other Matters

The results of our auditing procedures disclosed an instance of noncompliance, which is required to be reported in accordance with OMB Circular A-133 and which is described in the accompanying schedule of findings and questioned costs as item 2015-001. Our opinion on each major federal program is not modified with respect to this matter.

John A. Logan Community College District No. 530's response to the noncompliance finding identified in our audit is described in the accompanying schedule of findings and questioned costs. John A. Logan Community College District No. 530's response was not subjected to the auditing procedures applied in the audit of compliance and, accordingly, we express no opinion on the response.

Report on Internal Control Over Compliance

Management of John A. Logan Community College District No. 530 is responsible for establishing and maintaining effective internal control over compliance with the types of compliance requirements referred to above. In planning and performing our audit of compliance, we considered John A. Logan Community College District No. 530's internal control over compliance with the types of requirements that could have a direct and material effect on each major federal program to determine the auditing procedures that are appropriate in the circumstances for the purpose of expressing our opinion on compliance for each major federal program and to test and report on internal control over compliance in accordance with OMB Circular A-133, but not for the purpose of expressing an opinion on the effectiveness of internal control over compliance. Accordingly, we do not express an opinion on the effectiveness of John A. Logan Community College District No. 530's internal control over compliance.

A deficiency in internal control over compliance exists when the design or operation of a control over compliance does not allow management or employees, in the normal course of performing their assigned functions, to prevent, or detect and correct, noncompliance with a type of compliance requirement of a federal program on a timely basis. *A material weakness in internal control over compliance* is a deficiency, or combination of deficiencies, in internal control over compliance, such that there is a reasonable possibility that material noncompliance with a type of compliance requirement of a federal program will not be prevented, or detected and corrected, on a timely basis. *A significant deficiency in internal control over compliance* is a deficiency, or a combination of deficiencies, in internal control over compliance with a type of compliance requirement of a federal program that is less severe than a material weakness in internal control over compliance, yet important enough to merit attention by those charged with governance

Our consideration of internal control over compliance was for the limited purpose described in the first paragraph of this section and was not designed to identify all deficiencies in internal control over compliance that might be material weaknesses or significant deficiencies and therefore, material weaknesses or significant deficiencies may exist that were not identified. Given these limitations, during our audit we did not identify any deficiencies in internal control over compliance that we consider to be a material weakness. However, material weaknesses may exist that have not been identified. We did identify a certain deficiency in internal control over compliance, described in the accompanying schedule of findings and questioned costs as item 2015-001 that we consider to be a significant deficiency.

John A. Logan Community College District No. 530's response to the internal control over compliance finding identified in our audit is described in the accompanying schedule of findings and questioned costs. John A. Logan Community College District No. 530's response was not subjected to the auditing procedures applied in the audit of compliance and, accordingly, we express no opinion on the response.

The purpose of this report on internal control over compliance is solely to describe the scope of our testing of internal control over compliance and the results of that testing based on the requirements of OMB Circular A-133. Accordingly, this report is not suitable for any other purpose.

Kemper CPA Group LLP

KEMPER CPA GROUP LLP

Certified Public Accountants and Consultants

Marion, Illinois
October 15, 2015

**JOHN A. LOGAN COLLEGE
COMMUNITY COLLEGE DISTRICT NO. 530
CARTERVILLE, ILLINOIS**

**SCHEDULE OF EXPENDITURES OF FEDERAL AWARDS
FOR THE YEAR ENDED JUNE 30, 2015**

Federal Grantor/Pass-Through Grant or Program Title	Federal CFDA Number	Grantor's Number	Program or Award Amount	Revenues/ Expenditures
U.S. Department of Education				
Direct Grants:				
Student Support Services (M)	84.042A	P042A100122-14	\$ 288,050	\$ 231,690
Student Support Services (M)	84.042A	P042A100122-13	300,840	44,728
Total Student Support Services			<u>588,890</u>	<u>276,418</u>
Federal Student Assistance Cluster				
Pell Grant Program (M)	84.063	P063P130542	285,323	262,460
Pell Grant Program (M)	84.063	P063P140542	6,939,317	6,925,650
Federal Supplemental Educational Opportunity (M)	84.007	P007A141184	97,936	97,936
College Work Study (M)	84.033	P033A141184	78,759	78,759
Total Federal Student Assistance Cluster			<u>7,401,335</u>	<u>7,364,805</u>
Passed Through the Illinois Department of Human Services:				
Child Care Resource and Referral - Race to the Top Innovation Zone	84.412	FCSTI03562	224,900	223,254
Child Care Resource and Referral - Race to the Top - QRIS	84.412	FCSTI00640	34,941	34,940
Total Child Care Resource and Referral			<u>259,841</u>	<u>258,194</u>
Passed Through the Illinois Community College Board:				
Adult Education and Family Literacy Federal Basic	84.002A	53001	86,518	86,518
Career and Technical Education Dual Credit Enhancement	84.048	15 DCE 530	10,000	10,000
Career and Technical Education Program Perkins Postsecondary	84.048	15 CTE 530	231,397	231,397
Total Career and Technical Education			<u>241,397</u>	<u>241,397</u>
Bridging the Gap	84.367A	15 BTG 530	10,000	10,000
Total U.S. Department of Education			<u>8,587,981</u>	<u>8,237,332</u>
U.S. Department of Health and Human Services				
Child Care Development Fund Cluster				
Passed Through the Illinois Department of Human Services:				
Child Care Resource and Referral - CCAP	93.596	FCSTI00640	726,756	686,501
Child Care Mandatory and Matching Funds of the Child Care and Development Fund (NC)	93.596	FCSTI00640	672,762	672,762
Total Child Care Mandatory and Matching Funds of the Child Care and Development Fund			<u>1,399,518</u>	<u>1,359,263</u>
Child Care Resource and Referral - Quality Rating System	93.575	FCSTI00640	46,350	46,059
Child Care Resource and Referral - Core	93.575	FCSTI00640	537,460	522,087
Child Care Development Block Grant	93.575	N/A	1,825	1,825
Child Care Development Block Grant (NC)	93.575	FCSTI00640	367,508	367,508
Passed Through the Illinois Network of Child Care Resource and Referral Agencies:				
Program Promotion and Recognition	93.575	N/A	5,000	4,208
Total Child Care and Development Block Grant			<u>958,143</u>	<u>941,687</u>
Total Child Care Development Fund Cluster			<u>2,357,661</u>	<u>2,300,950</u>
Passed Through the Illinois Department of Human Services:				
Temporary Assistance for Needy Families (NC)	93.558	FCSTI00640	1,663,197	1,663,197
Social Service Block Grant (NC)	93.667	FCSTI00640	14,905	14,905
Passed Through Crosswalk Community Action Agency:				
Crosswalk Community Service Block Grant	93.569	14 - 23 - 100	1,500	1,500
Head Start Cluster				
Passed Through SIU Head Start Services:				
Full Day Head Start	93.600	05CH5141/44	31,103	31,062
Passed Through Southern Illinois University				
Southern Illinois Bridges to the Baccalaureate Program (SI Bridges)	93.859	5R25GM107760-02	13,068	13,068
Total U.S. Department of Health and Human Services			<u>4,081,434</u>	<u>4,024,682</u>
U.S. Department of Labor				
Passed Through College of Lake County:				
Trade Adjustment Assistance Community College Career Training Grant	17.282	TC-22517-11-60-A-17	496,136	198,702
Passed Through Man-Tra-Con Corp				
Accelerated Welding Training (FY2014)	17.258	PY2013-03	2,675	2,675
Accelerated Class Size Customer Service Training	17.258	PY14-001-CRT	7,388	7,388
			<u>10,063</u>	<u>10,063</u>
Accelerated Welding Training (FY2014)	17.259	PY2013-03	29,429	16,150
Accelerated Class Size Customer Service Training	17.259	PY14-001-CRT	1,478	1,478
			<u>30,907</u>	<u>17,628</u>
Accelerated Class Size Customer Service Training	17.278	PY14-001-CRT	8,866	8,866
Total Man-Tra-Con Corp			<u>49,836</u>	<u>36,557</u>
Total U.S. Department of Labor			<u>545,972</u>	<u>235,259</u>

(NC) Non-cash awards
(M) Major Program

**JOHN A. LOGAN COLLEGE
COMMUNITY COLLEGE DISTRICT NO. 530
CARTERVILLE, ILLINOIS**

**SCHEDULE OF EXPENDITURES OF FEDERAL AWARDS - CONCLUDED
FOR THE YEAR ENDED JUNE 30, 2015**

Federal Grantor/Pass-Through Grant or Program Title	Federal CFDA Number	Grantor's Number	Program or Award Amount	Revenues/ Expenditures
U.S. Department of Veterans Affairs				
Post-9/11 Veterans Education Assistance - GI Bill Chapter 33	64.028	N/A	\$ 99,316	\$ 99,316
Total U.S. Department of Veterans Affairs			<u>99,316</u>	<u>99,316</u>
U.S. Department of Defense				
Passed Through the Illinois Department of Commerce and Economic Opportunity Procurement Technical Assistance for Business Firms	12.002	SP4800-14-2-1412	41,000	41,000
Total U.S. Department of Defense			<u>41,000</u>	<u>41,000</u>
U.S. Department of Agriculture				
Passed Through the Illinois State Board of Education:				
Child and Adult Care Food Program	10.558	15-4226-00-21-100	18,442	17,162
Child and Adult Care Food Program	10.558	14-4226-00-21-100	27,369	6,248
Total U.S. Department of Agriculture			<u>45,811</u>	<u>23,410</u>
Total Federal Awards			<u>\$ 13,401,514</u>	<u>\$ 12,660,999</u>

(NC) Non-cash awards.
(M) Major Program.

**JOHN A. LOGAN COLLEGE
COMMUNITY COLLEGE DISTRICT NO. 530
CARTERVILLE, ILLINOIS**

**NOTES TO THE SCHEDULE OF EXPENDITURES OF FEDERAL AWARDS
FOR THE YEAR ENDED JUNE 30, 2015**

NOTE 1: BASIS OF PRESENTATION

A. General

The accompanying Schedule of Expenditures of Federal Awards is presented for purposes of additional analysis as required by U.S. Office of Management and Budget Circular A-133, *Audits of State, Local Governments, and Non-Profit Organizations*, and is not a required part of the financial statements. The schedule presents the current year expenditures for all federal award programs.

B. Basis of Accounting

For financial reporting purposes, John A. Logan Community College District No. 530 is considered a special-purpose government engaged only in business-type activities. Accordingly, the College's financial statements have been presented using the economic resources and measurement focus and the accrual basis of accounting. The College's Schedule of Expenditures of Federal Awards is prepared in conformity with the same basis of accounting.

C. Subrecipients

Of the federal expenditures presented in the schedule, the College provided federal awards to subrecipients as follows:

Program Title: Child Care and Development Block Grant

Federal CFDA #: 93.575

Amount provided to subrecipients: \$82,523

D. Amount of Insurance

None

E. Loans or Loan Guarantees Outstanding

None

F. Non-Cash Awards

The non-cash awards represent childcare subsidies paid by the Illinois Department of Health and Human Services in the amount of \$2,718,372

**JOHN A. LOGAN COLLEGE
COMMUNITY COLLEGE DISTRICT NO. 530
CARTERVILLE, ILLINOIS**

**BACKGROUND INFORMATION ON FEDERAL GRANT ACTIVITY
JUNE 30, 2015**

Restricted Adult Education Grants/Federal

Federal Basic – Grant awarded to Adult Education and Family Literacy providers to assist adults in becoming literate and obtain the knowledge and skills necessary for employment and self-sufficiency; to assist adults who are parents in obtaining the educational skills necessary to become full partners in the educational development of their children; and to assist adults in completing a secondary school education.

Restricted Vocational Education Grants to State (Perkins)/Federal

Grant awarded to community colleges as a result of the Carl D. Perkins Vocational and Technical Education Act of 1998 (Perkins III). This grant is intended to help accomplish the new vision of vocational and technical education for the 21st century. The central goals of this new vision are improving student achievement and preparing students for postsecondary education, further learning, and careers. The grant allows community colleges to focus on those programs and student populations they feel will allow for the greatest improvement in overall performance while assuring success for all students in career and technical education programs.

**JOHN A. LOGAN COLLEGE
COMMUNITY COLLEGE DISTRICT NO. 530
CARTERVILLE, ILLINOIS**

**SCHEDULE OF FINDINGS AND QUESTIONED COSTS
FOR THE YEAR ENDED JUNE 30, 2015**

SECTION I – SUMMARY OF AUDITOR’S RESULTS

Financial Statements

- | | |
|--|------------|
| 1. Type of auditor’s report issued: | Unmodified |
| 2. Internal control over financial reporting: | |
| a.) Material weaknesses identified? | No |
| b.) Significant deficiencies identified that are not considered to be material weaknesses? | No |
| c.) Noncompliance material to the financial statements noted? | No |

Federal Awards

- | | |
|--|-------------|
| 1. Internal control over major program: | |
| a.) Material weaknesses identified? | No |
| b.) Significant deficiencies identified that are not considered to be material weaknesses? | Yes |
| 2. Type of auditor’s report issued on compliance for major programs: | Unqualified |
| 3. Any audit findings disclosed that are required to be reported in accordance with section 510 (a) of Circular A-133? | Yes |
| 4. Identification of major programs: | |

<u>CFDA Number</u>	<u>Name of Federal Program</u>
84.042A	TRIO – Student Support Services Federal Student Assistance Cluster:
84.007	Federal Supplemental Educational Opportunity
84.033	College Work Study
84.063	Pell Grant Program

- | | |
|---|-----------|
| 5. Dollar threshold used to distinguish between Type A and Type B programs: | \$379,830 |
| 6. Auditee qualified as a low-risk auditee? | No |

**JOHN A. LOGAN COLLEGE
COMMUNITY COLLEGE DISTRICT NO. 530
CARTERVILLE, ILLINOIS**

**SCHEDULE OF FINDINGS AND QUESTIONED COSTS (CONTINUED)
FOR THE YEAR ENDED JUNE 30, 2015**

SECTION II – FINANCIAL STATEMENT FINDINGS

None Reported

**JOHN A. LOGAN COLLEGE
COMMUNITY COLLEGE DISTRICT NO. 530
CARTERVILLE, ILLINOIS**

**SCHEDULE OF FINDINGS AND QUESTIONED COSTS (CONTINUED)
FOR THE YEAR ENDED JUNE 30, 2015**

SECTION III – FEDERAL AWARD FINDINGS AND QUESTIONED COSTS

Finding No. 2015-001: Controls Over Student Financial Assistance Enrollment Reporting

Federal Program Name Student Financial Assistance Program
Project No. P063P130542, P063P140542, P007A141184, P033A141184
CFDA No. 84.063, 84.007, 84.033
Federal Agency U.S. Department of Education

Criteria/Specific Requirement:

Under the Pell grant and loan programs, institutions must complete and return within 30 days the Enrollment Reporting roster file [formerly the Student Status Confirmation Report (SSCR)] placed in their Student Aid Internet Gateway (SAIG) (*OMB No. 1845-0002*) mailboxes sent by ED via the National Student Loan Data System (NSLDS) (*OMB No. 1845-0035*). Once received, the institution must update for changes in student status, report the date the enrollment status was effective, enter the new anticipated completion date, and submit the changes electronically through the batch method or the NSLDS website. These changes include reductions or increases in attendance levels, withdrawals, graduations, or approved leaves-of-absence. Definitions of enrollment status codes are included in the *NSLDS Enrollment Reporting Guide, Appendix C – Enrollment Status Codes*.

Condition:

During the compliance testing of “Special Tests and Provisions – Enrollment Reporting” requirements, 2 out of 25 students who had withdrawn from all classes, either voluntarily or involuntarily (stopped attending but did not officially withdraw), were not reported as withdrawals to the National Student Clearinghouse, the enrollment servicer that sends the Enrollment Update to the NSLDS. In addition, 11 of the 25 students were reported as withdrawals, but were not reported within 60 days of withdrawal from all classes as required.

Questioned Costs:

None

Context:

N/A

Effect:

Inaccurate information may be included in the Submittal File or Enrollment Update to the NSLDS.

Cause:

Administrative withdrawals (students who have stopped attending a course, but did not officially withdraw) are not being accurately reflected within APECS.

**JOHN A. LOGAN COLLEGE
COMMUNITY COLLEGE DISTRICT NO. 530
CARTERVILLE, ILLINOIS**

**SCHEDULE OF FINDINGS AND QUESTIONED COSTS (CONTINUED)
FOR THE YEAR ENDED JUNE 30, 2015**

SECTION III – FEDERAL AWARD FINDINGS AND QUESTIONED COSTS

Finding No. 2015-001: Controls Over Student Financial Aid Enrollment Reporting (Concluded)

Recommendation:

We recommend that the College establish procedures to ensure that all administrative withdrawals are being accurately reflected within APECS in a timely manner. Enrollment Reporting status code definitions and effective dates are explained in the *NSLDS Enrollment Reporting Guide, Appendix C – Enrollment Status Codes*.

Management's Response:

Management agrees with the finding.

**JOHN A. LOGAN COLLEGE
COMMUNITY COLLEGE DISTRICT NO. 530
CARTERVILLE, ILLINOIS**

**SCHEDULE OF FINDINGS AND QUESTIONED COSTS (CONTINUED)
FOR THE YEAR ENDED JUNE 30, 2015**

SECTION IV – CORRECTIVE ACTION PLAN

Finding No. 2015-001: Controls Over Student Financial Assistance Enrollment Reporting

Condition:

During the compliance testing of “Special Tests and Provisions – Enrollment Reporting” requirements, 2 out of 25 students who had withdrawn from all classes, either voluntarily or involuntarily (stopped attending but did not officially withdraw), were not reported as withdrawals to the National Student Clearinghouse, the enrollment servicer that sends the Enrollment Update to the NSLDS. In addition, 11 of the 25 students were reported as withdrawals, but were not reported within 60 days of withdrawal from all classes as required.

Plan:

The College formed an enrollment reporting Committee from cross functional areas to establish procedures to ensure that all administrative withdrawals are accurately reflected within the College’s enrollment system and reported in a timely manner. Enrollment reporting status code definitions and effective dates from the NSLDS Enrollment Reporting Guide were reviewed. Corrective actions were identified by the Committee and have already been put into place. This reporting requirement to the National Student Clearinghouse has been assigned to a specific staff member in the Financial Aid office, and is reflected as part of the job description.

In relation to records previously not corrected in a timely manner, initial delays were experienced during a transition to a new ERP system and the conversion of student data. Missing data and some errors were encountered. In addition, the development of a new report had to be requested to facilitate the verification of the data and identify records that require corrective action. Due to timing issues, the College experienced some access limitations to the editing portion of the Clearinghouse software, but, repeated attempts were made to correct all data. The College will make every effort to ensure all future data corrections are in a timely manner.

Anticipated Date of Completion:

Immediately

Name of Contact Person:

Brad McCormick, Vice President for Business Services and College Facilities

**JOHN A. LOGAN COLLEGE
COMMUNITY COLLEGE DISTRICT NO. 530
CARTERVILLE, ILLINOIS**

**SCHEDULE OF FINDINGS AND QUESTIONED COSTS (CONCLUDED)
FOR THE YEAR ENDED JUNE 30, 2015**

SECTION V – SUMMARY OF PRIOR AUDIT FINDINGS

<u>Finding No.</u>	<u>Condition</u>	<u>Current Status</u>
2014-001	Controls Over Student Financial Assistance Enrollment Reporting	Repeated as Finding 2015-001

ILLINOIS DEPARTMENT OF HUMAN SERVICES SECTION



**INDEPENDENT AUDITOR'S REPORT
ON ILLINOIS DEPARTMENT OF HUMAN SERVICES
GRANT REPORT**

Board of Trustees
John A. Logan College
Community College District No. 530
Carterville, Illinois 62918

We have audited the basic financial statements of John A. Logan Community College District No. 530, as of and for the year ended June 30, 2015, and our report thereon dated October 15, 2015, which expressed an unmodified opinion on those financial statements appears on pages 1-3. Our audit was conducted for the purpose of forming an opinion on the basic financial statements as a whole. The Illinois Department of Human Services Grant Report for the year ended June 30, 2015 is presented for purposes of additional analysis and is not a required part of the basic financial statements. Such information is the responsibility of management and was derived from and relates directly to the underlying accounting and other records used to prepare the financial statements. The information has been subjected to the auditing procedures applied in the audit of the basic financial statements and certain additional procedures, including comparing and reconciling such information directly to the underlying accounting and other records used to prepare the financial statements or to the financial statements themselves, and other additional procedures in accordance with auditing standards generally accepted in the United States of America. In our opinion, the information is fairly stated in all material respects in relation to the basic financial statements as a whole.

Kemper CPA Group LLP

KEMPER CPA GROUP LLP
Certified Public Accountants and Consultants

Marion, Illinois
October 15, 2015



Grant Allowable Cost Summary

GRANT REPORT for the period July 1 through June 30, 2015

AGENCY NAME: John A. Logan Community College No. 530

FEIN: 37-0905504

	Program Name/Number/Contract Number/Other Identification	DHS GRANT - FUNDED SERVICES					All other Programs	Mgmt. & General	Total
		Program 1	Program 2	Program 3	Program 4	Program 5			
A	Direct Program expenses	1,142,869	190,354				10,633,180	323,768	12,290,171
B	Allocate Management and General Costs (Note 1)	146,718	32,900				144,150	- 323,768	-0-
C	SUBTOTAL A & B	1,289,587	223,254				10,777,330	-0-	12,290,171**
D	Subtract Unallowable costs per page 2	-0-	-0-				** Total expenditures represent only the expenditures of the College's Restricted Purposes Fund		
E	Add other approved uses (attach documentation)	-0-	-0-						
F	TOTAL Allowable costs	1,289,587	223,254						
G	Special provisions (see instructions)	NONE	NONE						
H	Interest Earned (see instructions)	84	-0-						

NOTE 1: Management and General costs are allocated based on: direct salaries, total direct costs, other basis (attach explanation).



UNALLOWABLE COST REPORT

Agency Name: John A. Logan College

FEIN: 37-0905504

Program Name/Number/Contract Number	DHS Grant-Funded Services				
	Program 1	Program 2	Program 3	Program 4	Program 5
	FCSTI00640 BCCD-CCRR	FCSTI03562 BCCD-RTTELC			

Unallowable Costs (see instructions)

Compensation of Governing Body					
Entertainment					
Association Dues					
Meetings and Conventions					
Fundraising					
Bad Debt					
Charity and Grants					
Unallowable Interest					
Inventories					
Depreciation of DHS-funded Assets					
Cost of Production					
In-Kind Expenses					
Alcoholic Beverages					
Personal Automobile					
Fines and Penalties					
Personal Use Items					
Lobbying					
Unallowable Relocation					
Gratuities					
Political Contributions					
Related Party Transactions					
Costs Where a Conflict of Interest Exists					

Unallowable Cost if Program is Federally Funded or Cost Restricted by Contract (See Instructions)

Explain:					
Explain:					
Total Unallowable Costs (to line D of Grant Report) - See below if None	- 0 -	- 0 -			

If no unallowable costs are listed, sign and date as follows:

I certify that no unallowable costs are included in either direct costs or allocated Management and General costs on the Grant Report.

Signature:

Date: 10/14/2015

[Reset Form](#)

Printed Name and Title: Brad McCormick, Vice President of Business Services