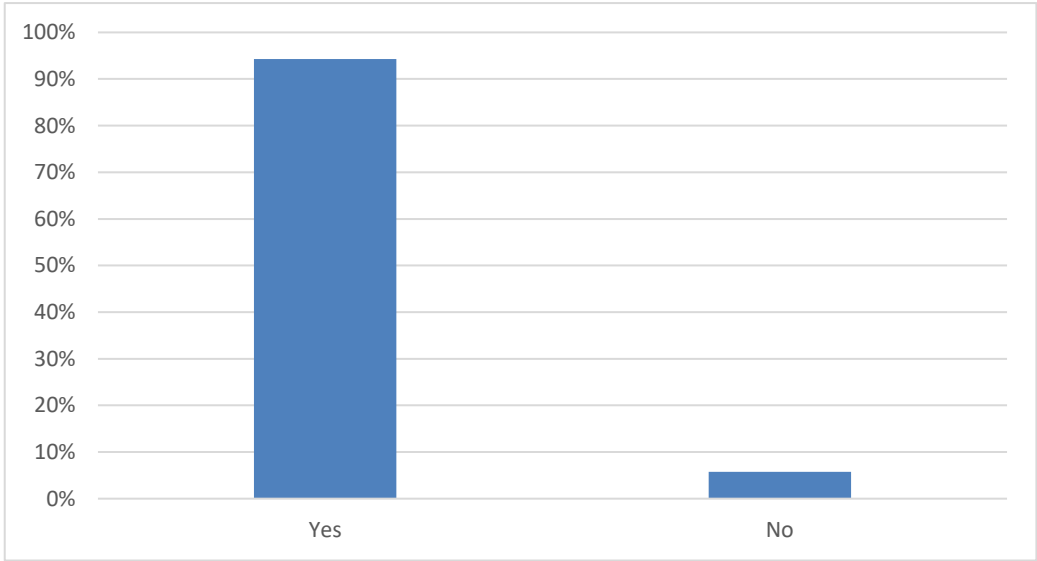


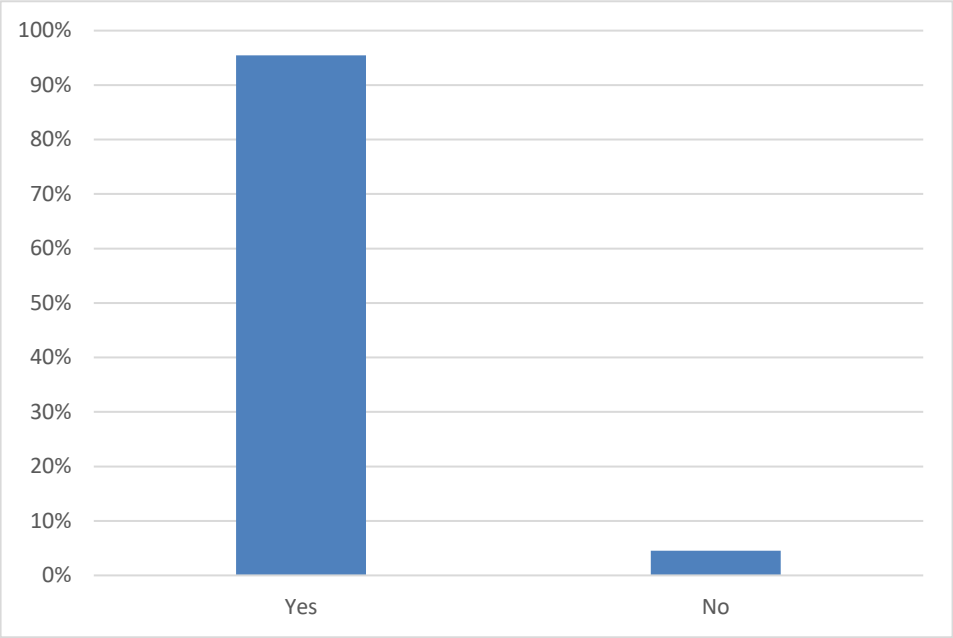
Are you currently (Spring 2025) a JALC student?

Answer Choices	Responses	
Yes	94.26%	558
No	5.74%	34
Answered		592
Skipped		0



Are you 18 years old or older?

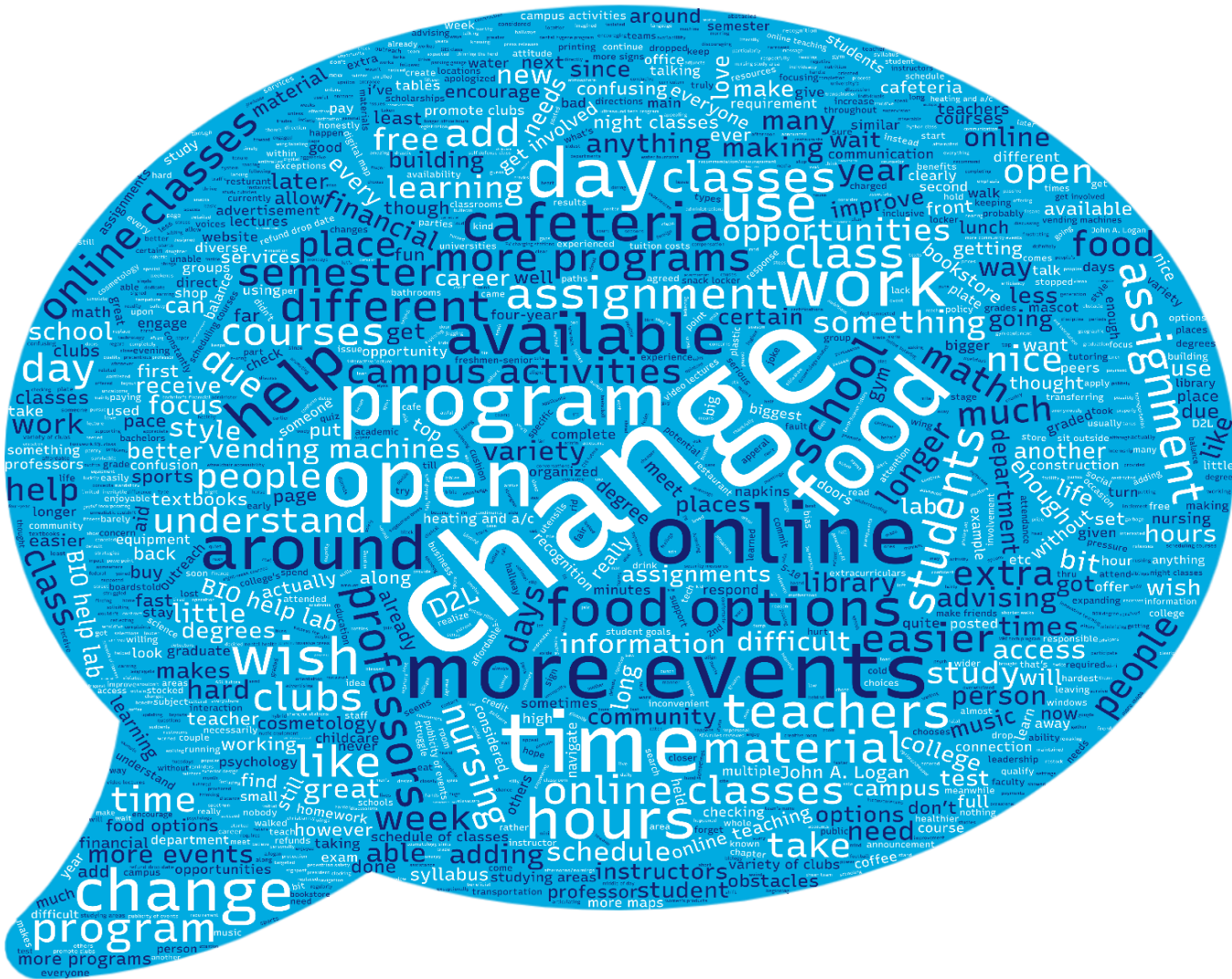
Answer Choices	Responses	
Yes	95.48%	528
No	4.52%	25
Answered Skipped		553
		39



If you could change one thing about John A. Logan College, what would it be?

Question 3	
Answered	363
Skipped	229

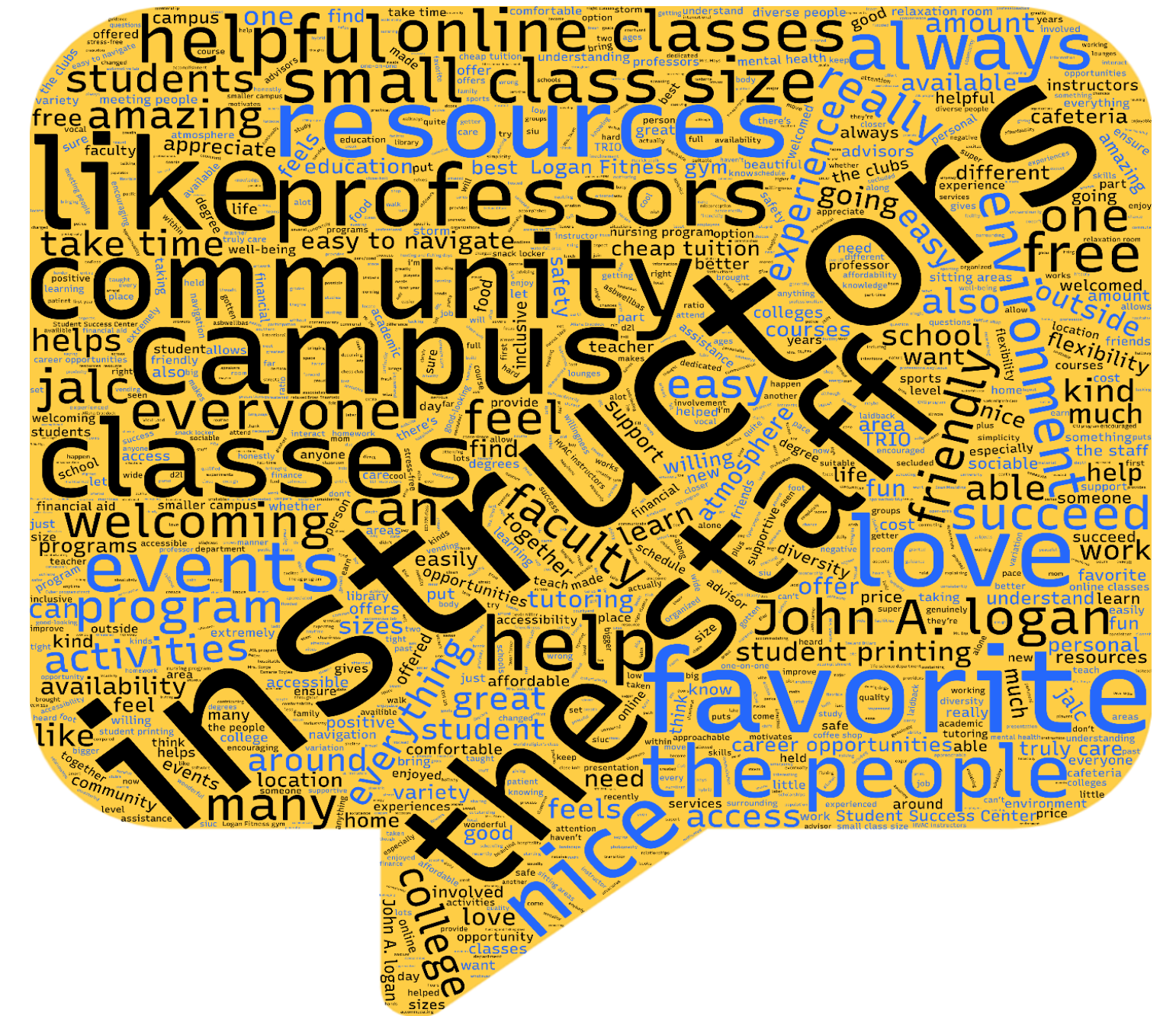
Responses



What is your favorite thing about John A. Logan College?

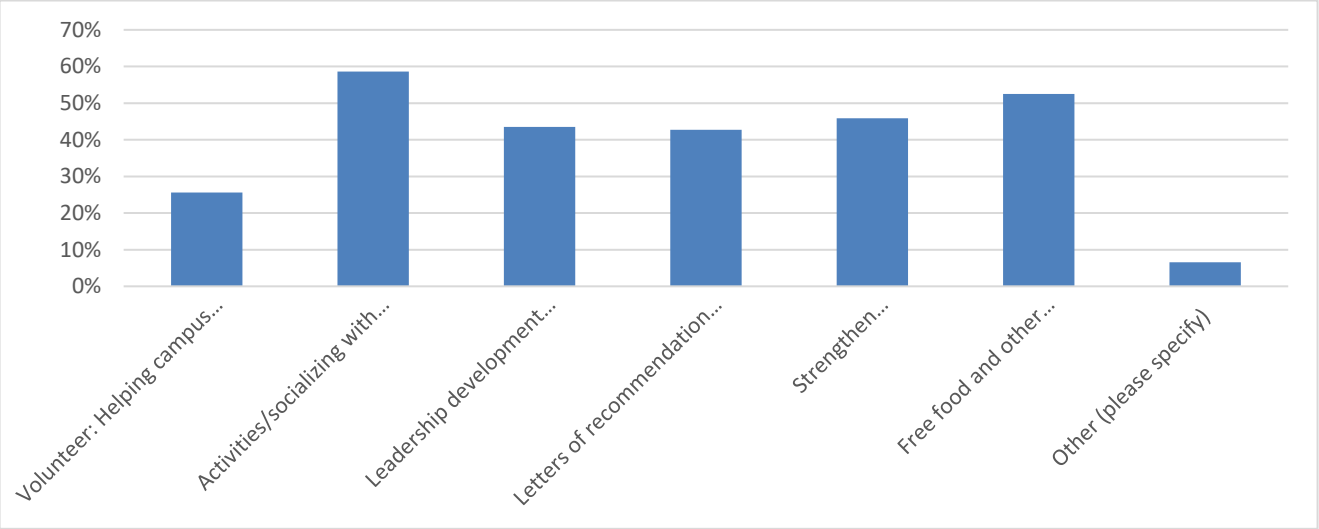
Question 4	
Answered	374
Skipped	218

Responses



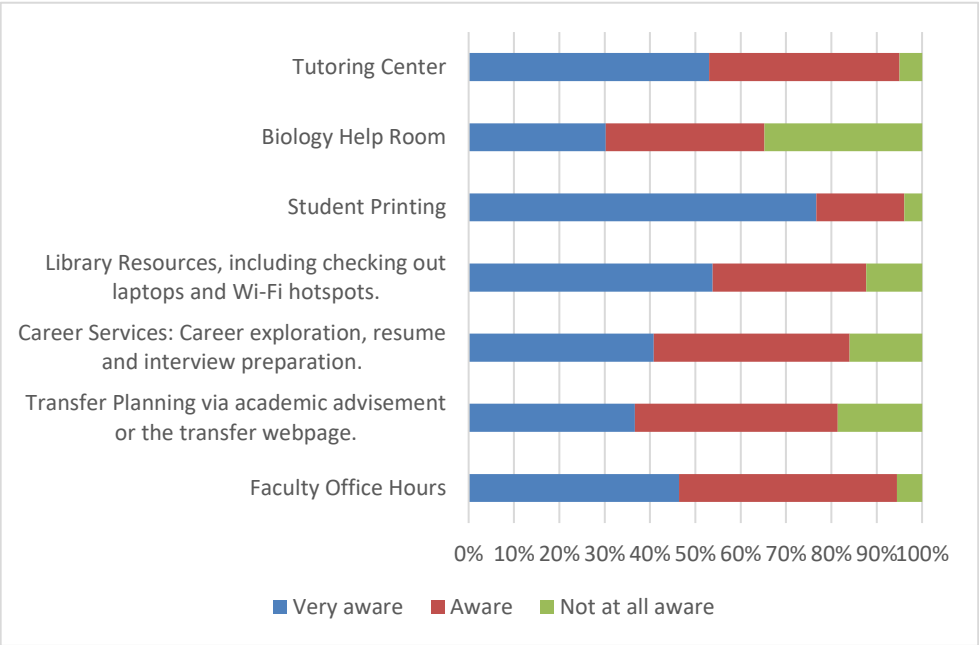
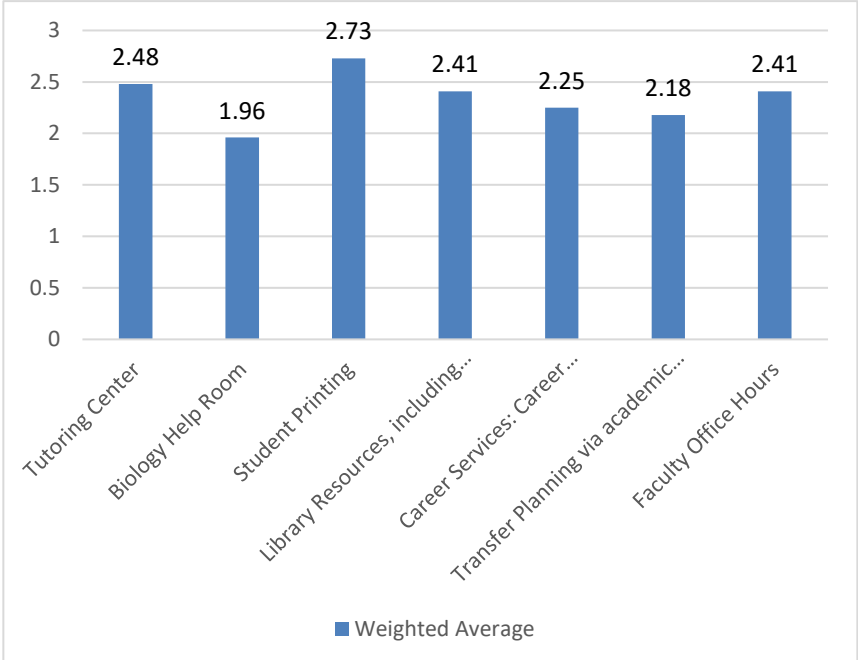
What motivates you to get involved at John A. Logan College? (Select all that apply)

Question 5 Answer Choices	Responses	
Volunteer: Helping campus and community through service.	25.6%	97
Activities/socializing with other students.	58.6%	222
Leadership development (build skills in communication, teamwork, professionalism, etc.)	43.5%	165
Letters of recommendation for scholarships and employment.	42.7%	162
Strengthen resume/professional background.	45.9%	174
Free food and other incentives (t-shirts, merch, etc.)	52.5%	199
Other (please specify)	6.6%	25
Answered		379
		213



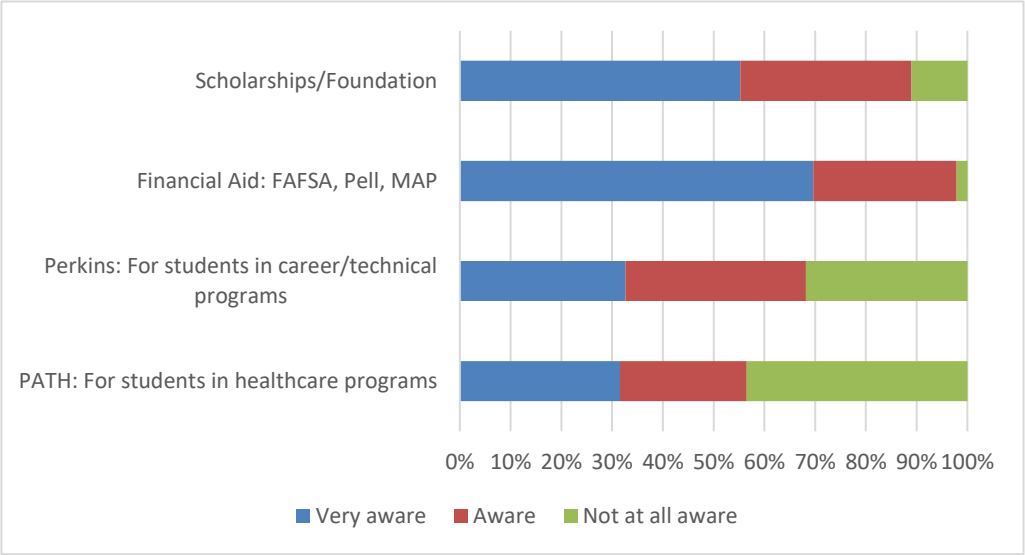
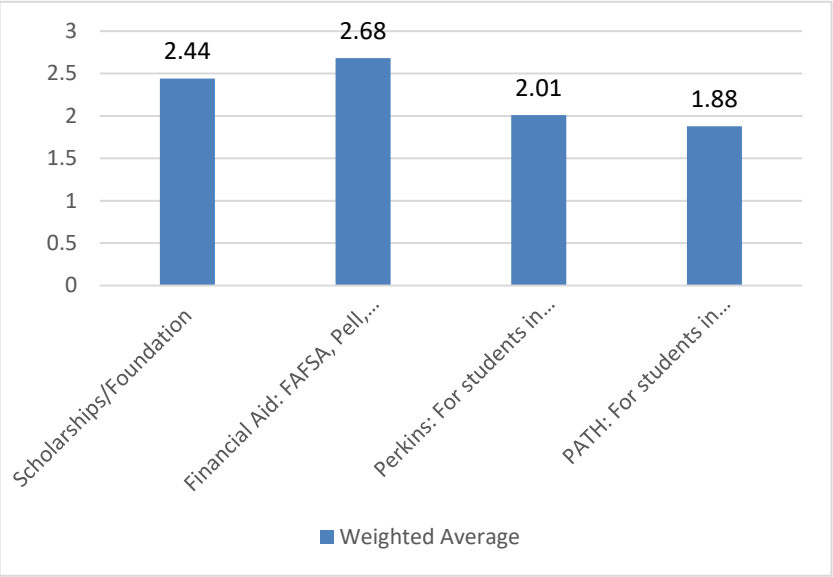
Academic Resources: How aware are you of these on-campus resources?

Question 6	Very aware		Aware		Not at all aware		Total	Weighted Average
Tutoring Center	53.0%	203	42.0%	161	5.0%	19	383	2.48
Biology Help Room	30.3%	115	35.0%	133	34.7%	132	380	1.96
Student Printing	76.7%	293	19.4%	74	3.9%	15	382	2.73
Library Resources, including checking out laptops and Wi-Fi hotspots.	53.8%	205	33.9%	129	12.3%	47	381	2.41
Career Services: Career exploration, resume and interview preparation.	40.8%	156	43.2%	165	16.0%	61	382	2.25
Transfer Planning via academic advisement or the transfer webpage.	36.7%	140	44.8%	171	18.6%	71	382	2.18
Faculty Office Hours	46.4%	175	48.0%	181	5.6%	21	377	2.41
Answered							383	
Skipped							209	



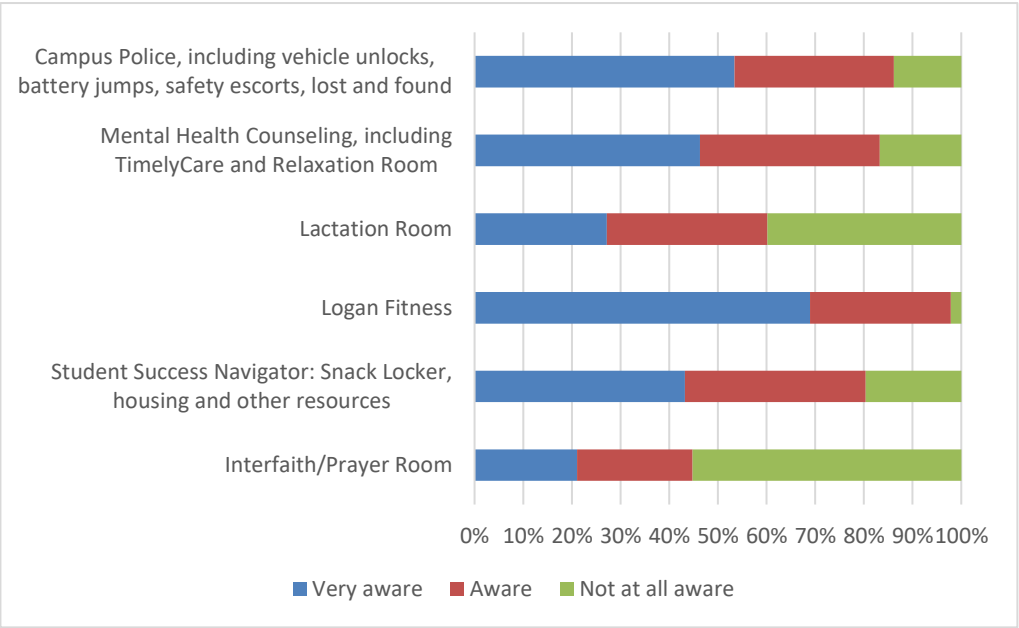
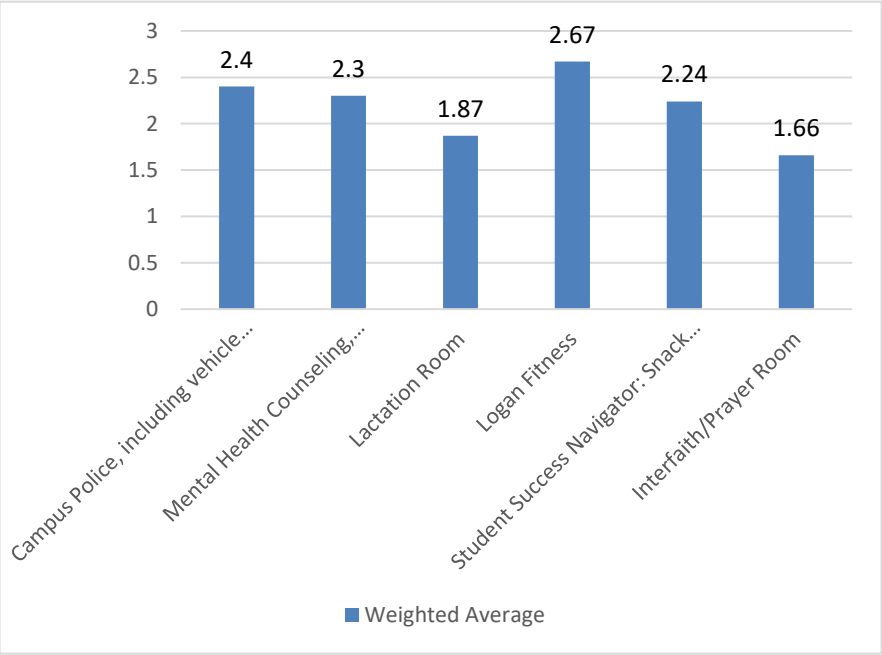
Financial Resources: How aware are you of these on-campus resources?

Question 7	Very aware		Aware		Not at all aware		Total	Weighted Average
Scholarships/Foundation	55.2%	211	33.8%	129	11.0%	42	382	2.44
Financial Aid: FAFSA, Pell, MAP	69.6%	266	28.3%	108	2.1%	8	382	2.68
Perkins: For students in career/technical programs	32.6%	124	35.5%	135	31.8%	121	380	2.01
PATH: For students in healthcare programs	31.6%	119	24.9%	94	43.5%	164	377	1.88
Answered							383	
Skipped							209	



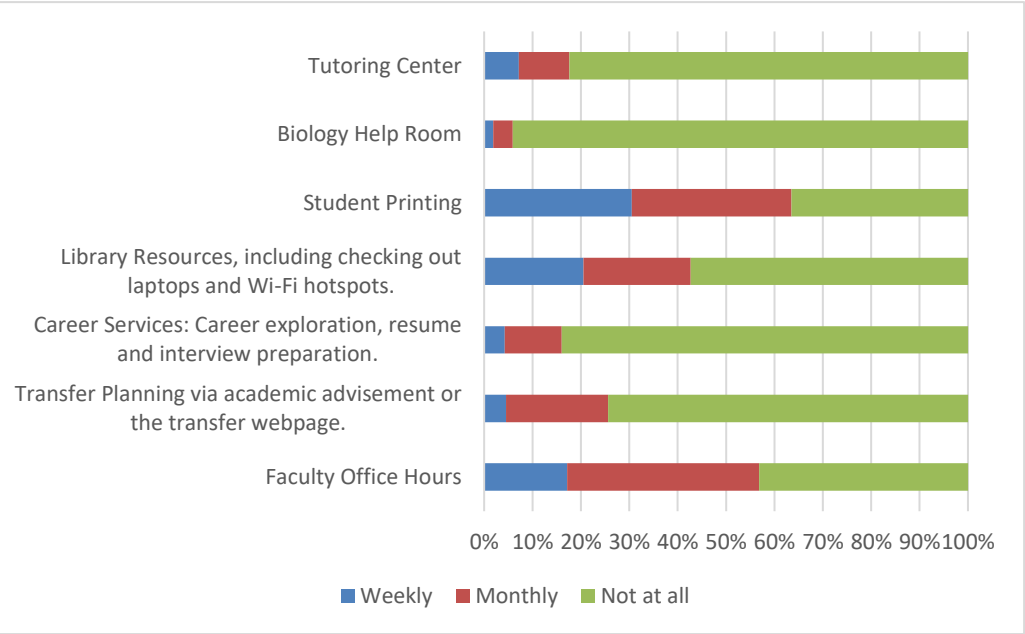
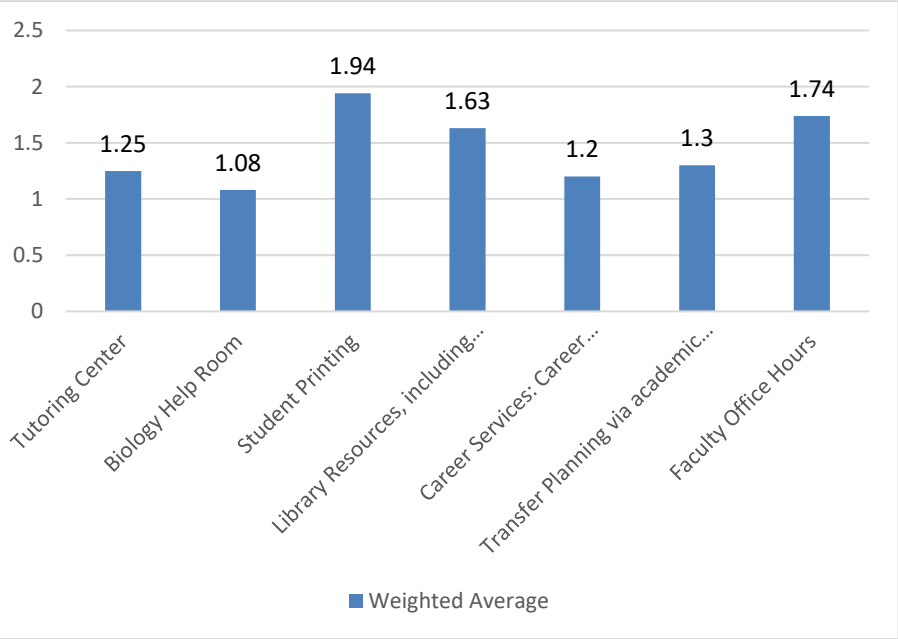
Other Resources: How aware are you of these other on-campus resources?

Question 8	Very aware		Aware		Not at all aware		Total	Weighted Average
Campus Police, including vehicle unlocks, battery jumps, safety escorts, lost and found	53.4%	204	32.7%	125	13.9%	53	382	2.4
Mental Health Counseling, including TimelyCare and Relaxation Room	46.3%	177	36.9%	141	16.8%	64	382	2.3
Lactation Room	27.2%	103	33.0%	125	39.8%	151	379	1.87
Logan Fitness	69.0%	262	29.0%	110	2.1%	8	380	2.67
Student Success Navigator: Snack Locker, housing and other resources	43.2%	165	37.2%	142	19.6%	75	382	2.24
Interfaith/Prayer Room	21.1%	81	23.7%	91	55.2%	212	384	1.66
Answered							384	
Skipped							208	



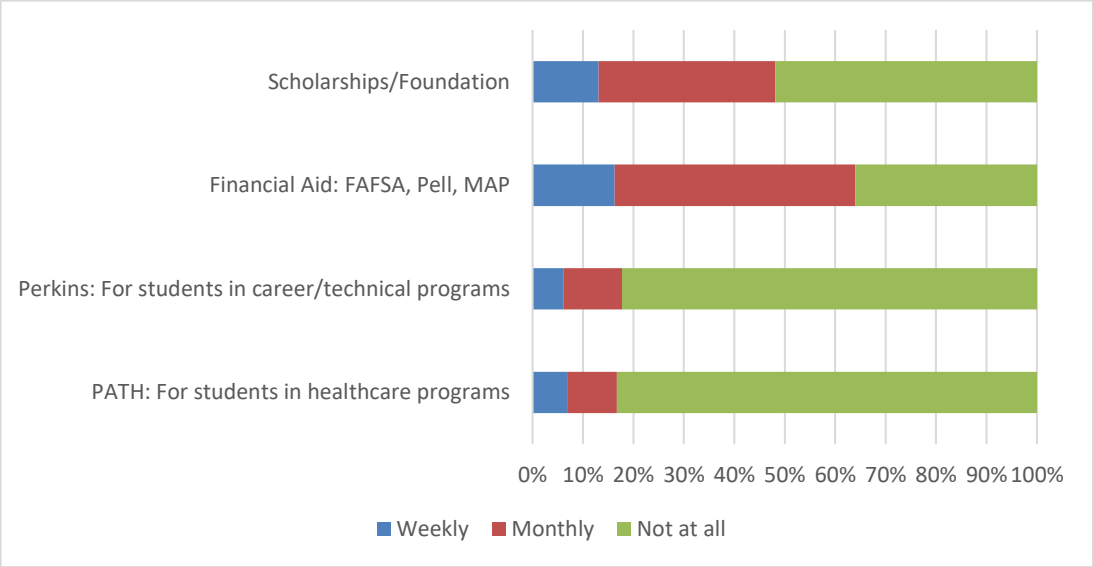
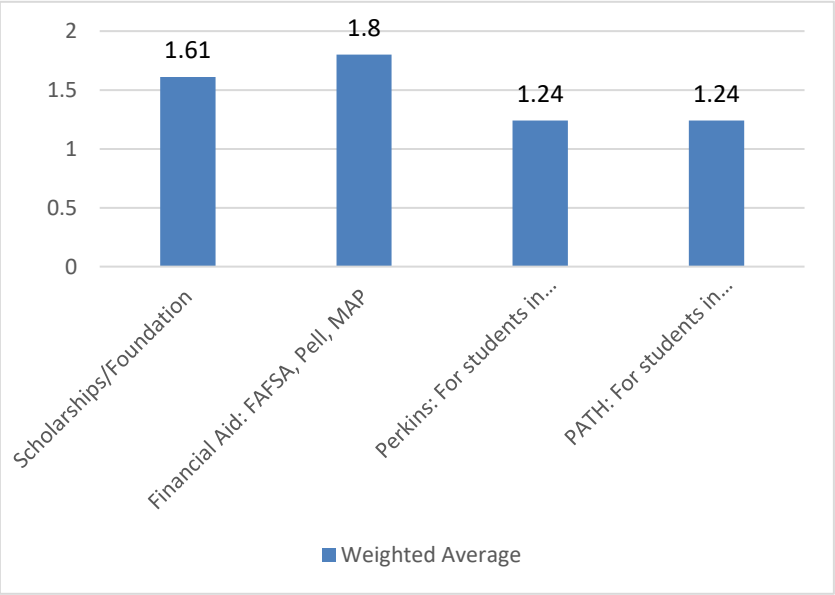
Academic Resources: How often do you use the on-campus resources below?

Question 9	Weekly		Monthly		Not at all		Total	Weighted Average
Tutoring Center	7.2%	27	10.4%	39	82.4%	309	375	1.25
Biology Help Room	1.9%	7	4.0%	15	94.1%	352	374	1.08
Student Printing	30.5%	112	33.0%	121	36.5%	134	367	1.94
Library Resources, including checking out laptops and Wi-Fi hotspots.	20.5%	77	22.1%	83	57.3%	215	375	1.63
Career Services: Career exploration, resume and interview preparation.	4.3%	16	11.7%	44	84.0%	315	375	1.2
Transfer Planning via academic advisement or the transfer webpage.	4.5%	17	21.1%	79	74.4%	279	375	1.3
Faculty Office Hours	17.2%	64	39.7%	148	43.2%	161	373	1.74
Answered							377	
Skipped							215	



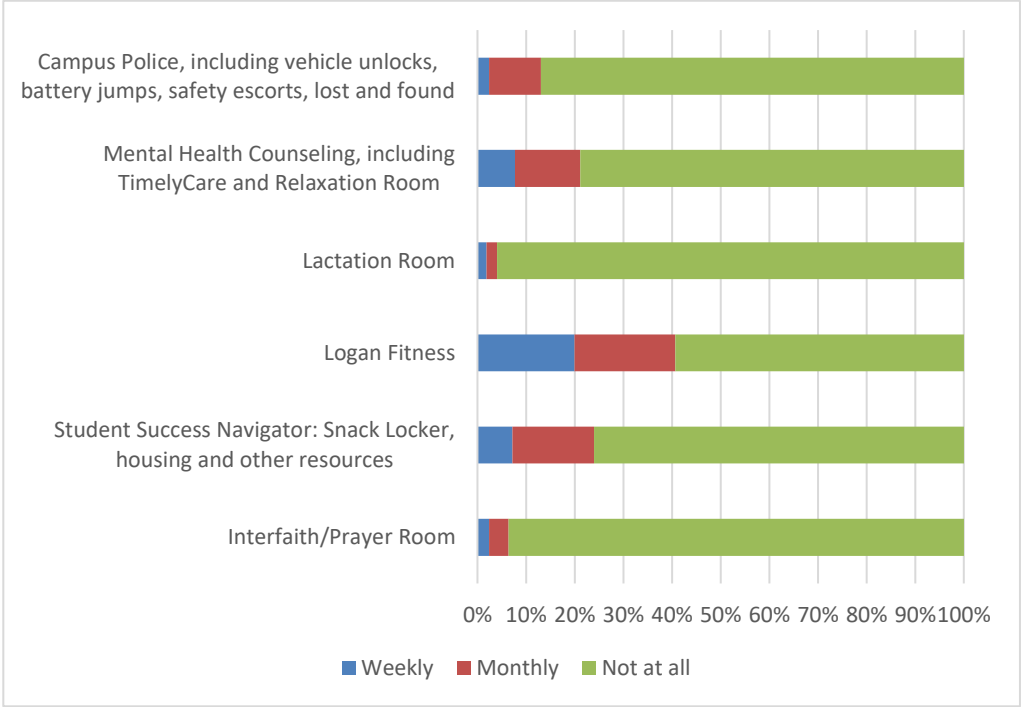
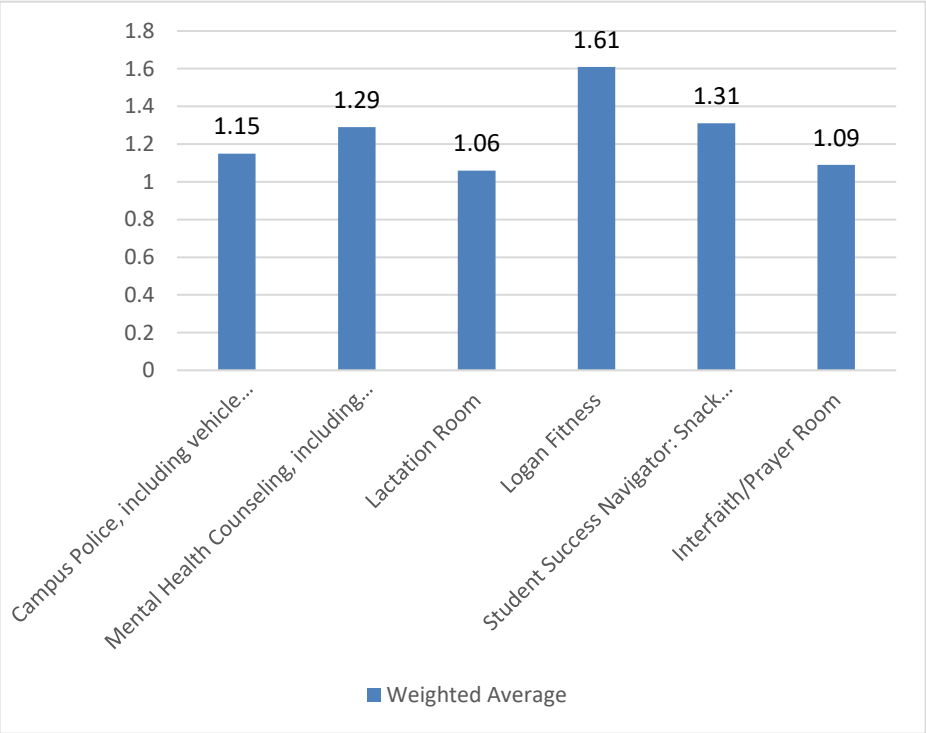
Financial Resources: How often do you use the on-campus resources below?

Question 10	Weekly		Monthly		Not at all		Total	Weighted Average
Scholarships/Foundation	13.1%	49	35.0%	131	51.9%	194	374	1.61
Financial Aid: FAFSA, Pell, MAP	16.3%	61	47.7%	179	36.0%	135	375	1.8
Perkins: For students in career/technical programs	6.2%	23	11.6%	43	82.3%	306	372	1.24
PATH: For students in healthcare programs	7.0%	26	9.7%	36	83.3%	309	371	1.24
Answered							377	
Skipped							215	



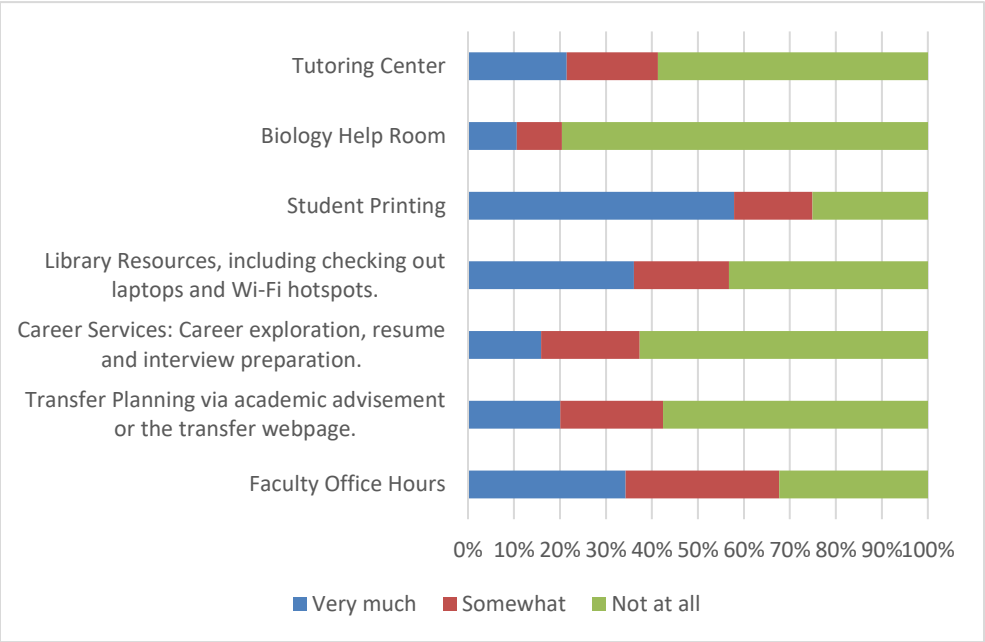
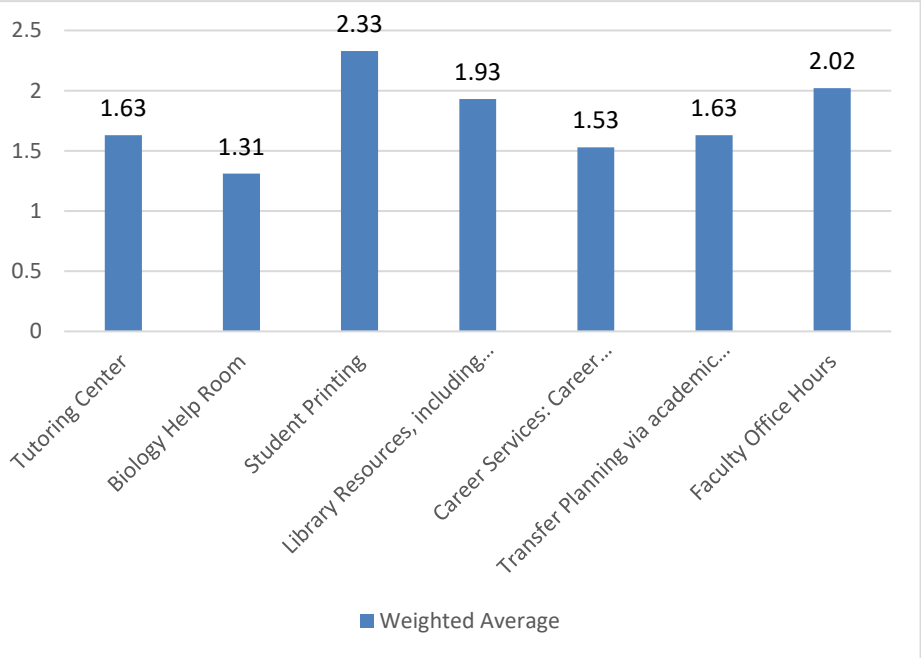
Other Resources: How often do you use the on-campus resources below?

Question 11	Weekly		Monthly		Not at all		Total	Weighted Average
Campus Police, including vehicle unlocks, battery jumps, safety escorts, lost and found	2.4%	9	10.6%	40	87.0%	327	376	1.15
Mental Health Counseling, including TimelyCare and Relaxation Room	7.8%	29	13.4%	50	78.9%	295	374	1.29
Lactation Room	1.9%	7	2.1%	8	96.0%	360	375	1.06
Logan Fitness	20.0%	75	20.7%	78	59.3%	223	376	1.61
Student Success Navigator: Snack Locker, housing and other resources	7.2%	27	16.8%	63	76.0%	285	375	1.31
Interfaith/Prayer Room	2.4%	9	4.0%	15	93.6%	352	376	1.09
Answered							377	
Skipped							215	



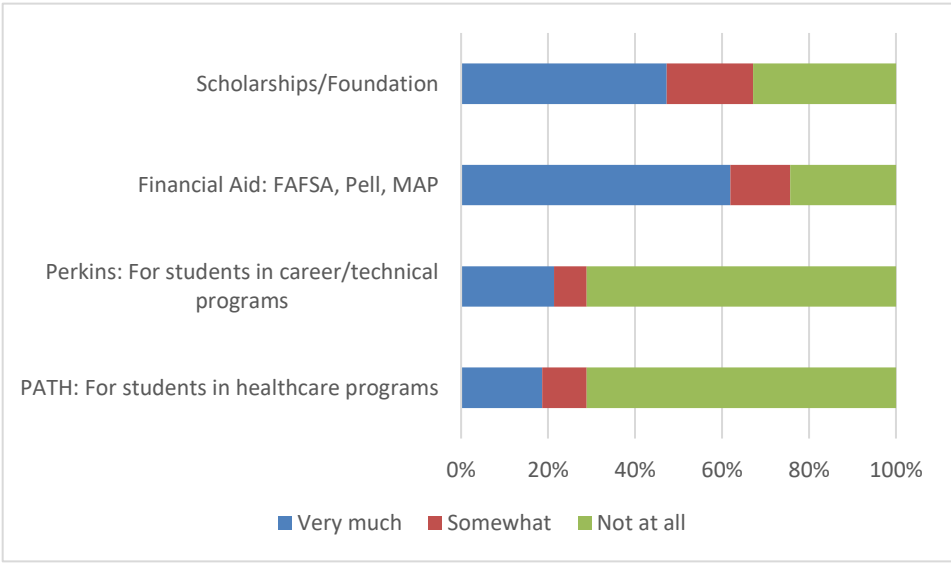
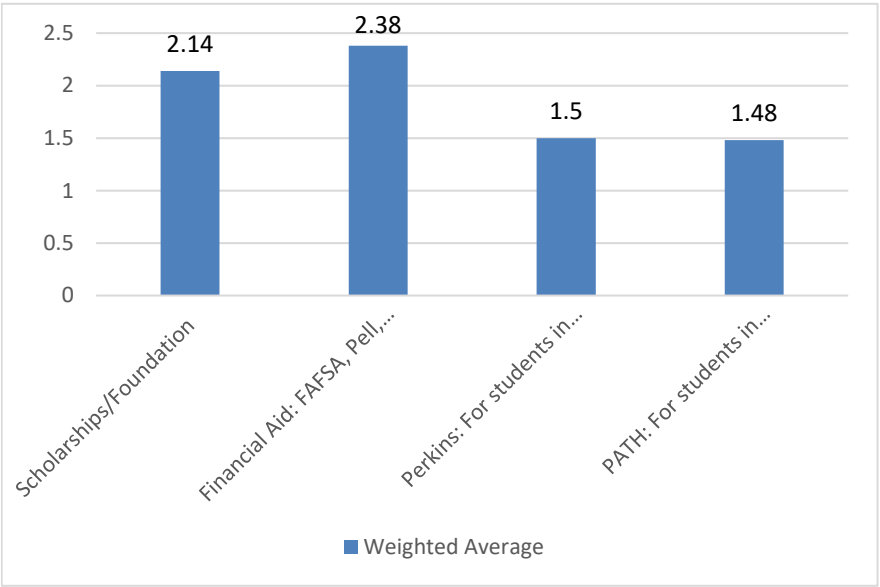
Academic Resources: How much have these on-campus resources helped you succeed as a student?

Question 12	Very much		Somewhat		Not at all		Total	Weighted Average
Tutoring Center	21.49%	78	19.83%	72	58.68%	213	363	1.63
Biology Help Room	10.61%	38	9.78%	35	79.61%	285	358	1.31
Student Printing	57.85%	210	17.08%	62	25.07%	91	363	2.33
Library Resources, including checking out laptops and Wi-Fi hotspots.	36.09%	131	20.66%	75	43.25%	157	363	1.93
Career Services: Career exploration, resume and interview preparation.	15.93%	58	21.43%	78	62.64%	228	364	1.53
Transfer Planning via academic advisement or the transfer webpage.	20.11%	73	22.31%	81	57.58%	209	363	1.63
Faculty Office Hours	34.25%	124	33.43%	121	32.32%	117	362	2.02
Answered							365	
Skipped							227	



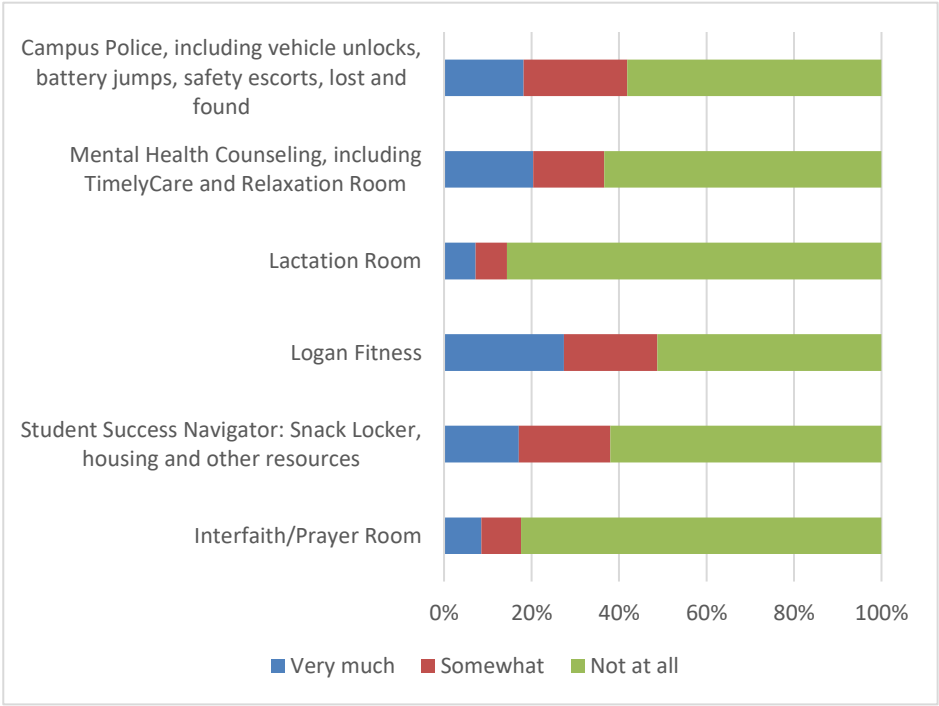
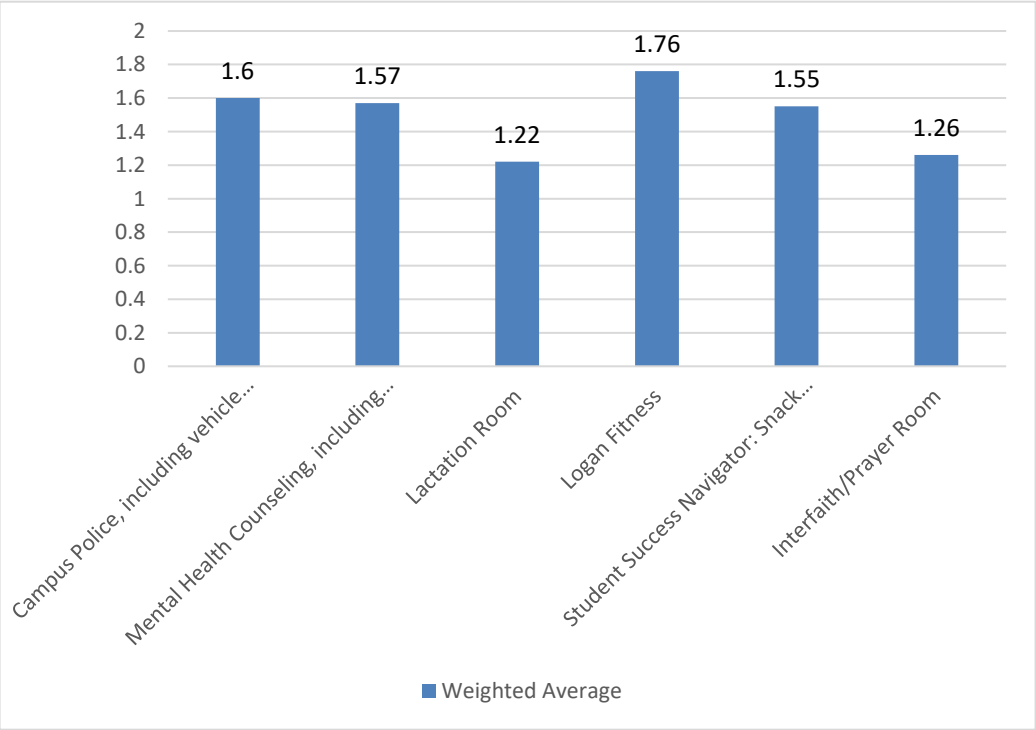
Financial Resources: How much have these on-campus resources helped you succeed as a student?

Question 13	Very much		Somewhat		Not at all		Total	Weighted Average
Scholarships/Foundation	47.2%	171	19.9%	72	32.9%	119	362	2.14
Financial Aid: FAFSA, Pell, MAP	61.9%	224	13.8%	50	24.3%	88	362	2.38
Perkins: For students in career/technical programs	21.4%	77	7.5%	27	71.1%	256	360	1.5
PATH: For students in healthcare programs	18.6%	67	10.3%	37	71.1%	256	360	1.48
Answered							363	
Skipped							229	



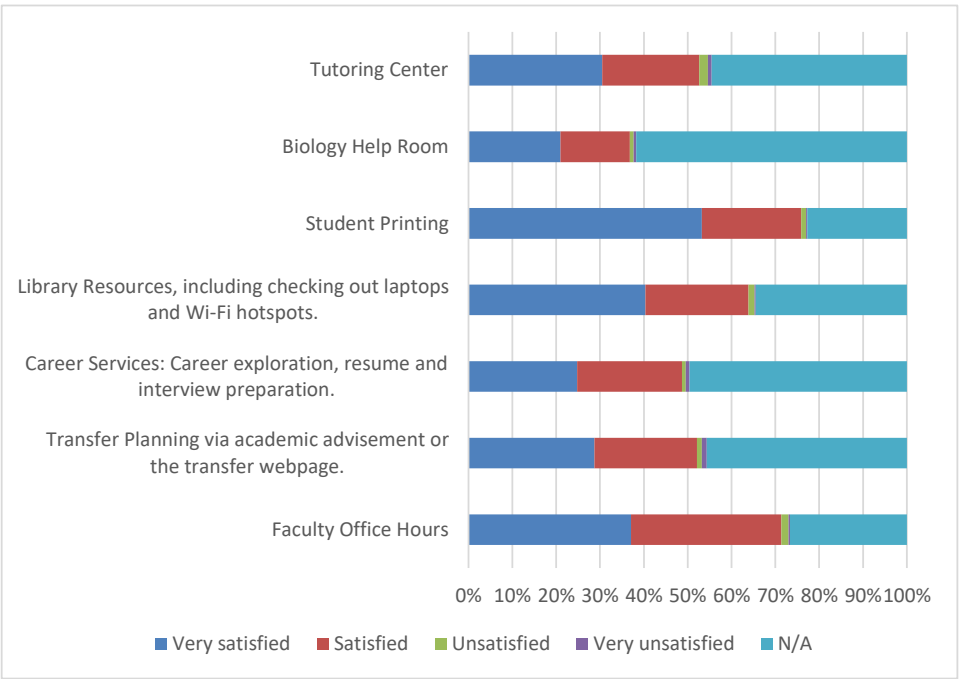
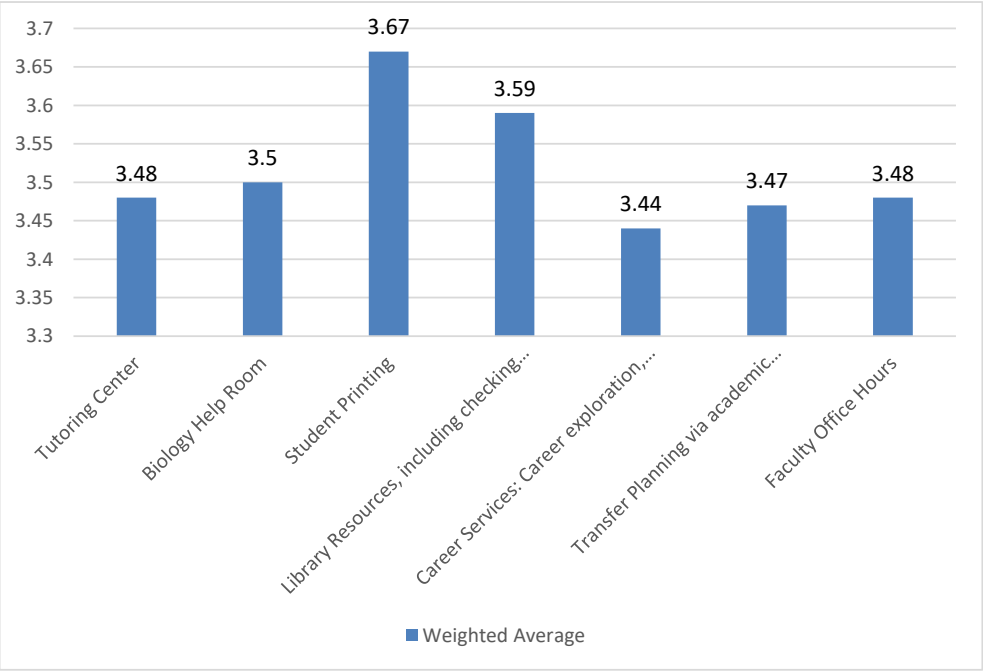
Other Resources: How much have these other on-campus resources helped you succeed as a student?

Question 14	Very much		Somewhat		Not at all		Total	Weighted Average
Campus Police, including vehicle unlocks, battery jumps, safety escorts, lost and found	18.2%	66	23.7%	86	58.1%	211	363	1.6
Mental Health Counseling, including TimelyCare and Relaxation Room	20.4%	74	16.3%	59	63.4%	230	363	1.57
Lactation Room	7.2%	26	7.2%	26	85.6%	309	361	1.22
Logan Fitness	27.4%	100	21.4%	78	51.2%	187	365	1.76
Student Success Navigator: Snack Locker, housing and other resources	17.1%	62	20.9%	76	62.0%	225	363	1.55
Interfaith/Prayer Room	8.5%	31	9.1%	33	82.4%	299	363	1.26
Answered							365	
Skipped							227	



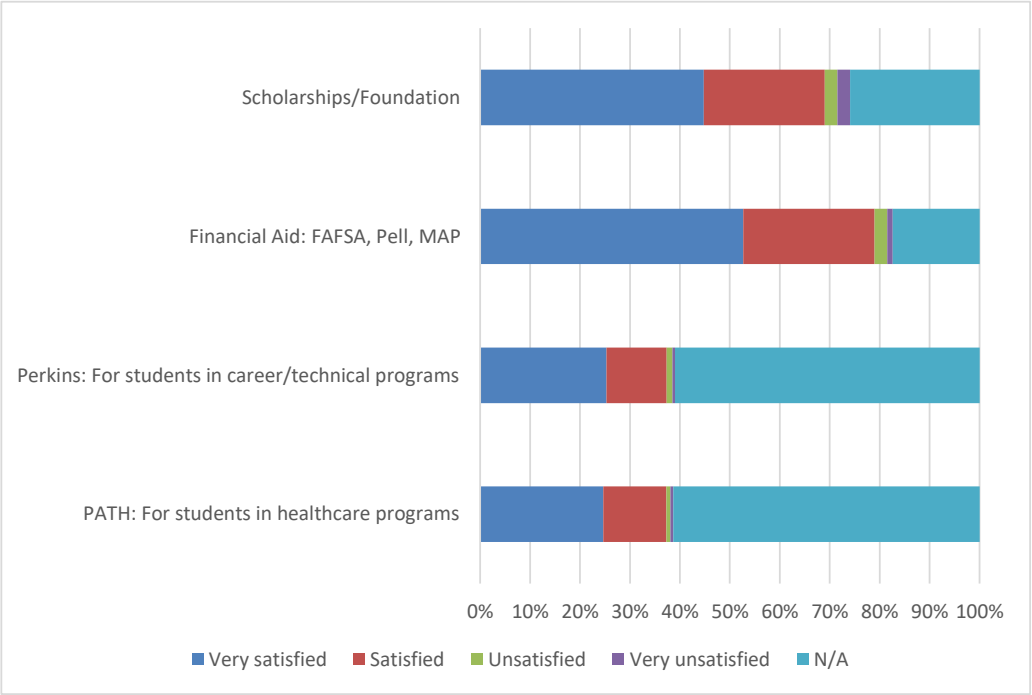
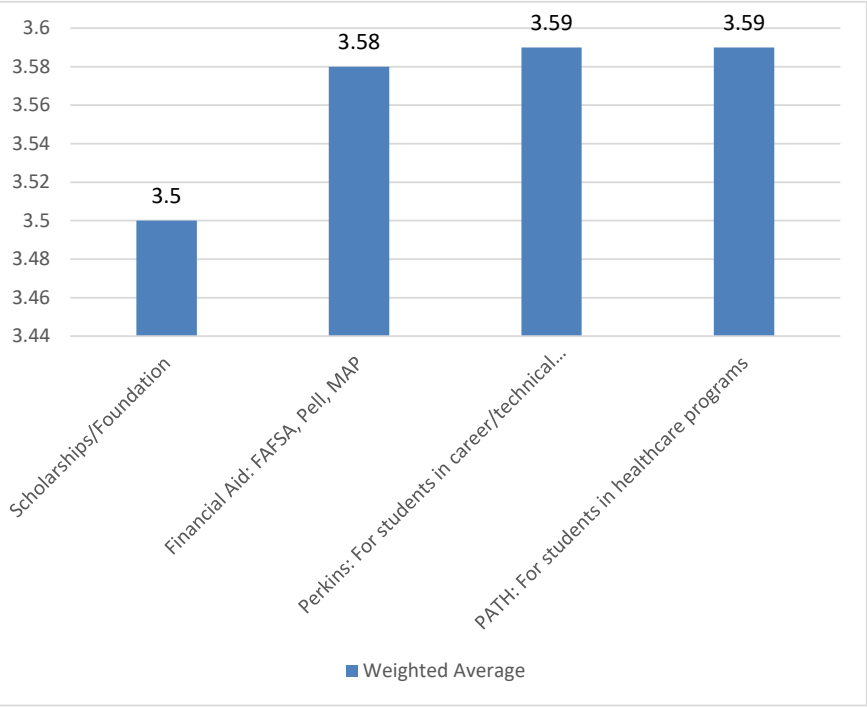
Academic Resources: How satisfied are you with each on-campus resource?

Question 15	Very satisfied		Satisfied		Unsatisfied		Very unsatisfied		N/A		Total	Weighted Average
Tutoring Center	30.5%	109	22.1%	79	2.0%	7	0.8%	3	44.5%	159	357	3.48
Biology Help Room	21.0%	74	15.9%	56	0.9%	3	0.6%	2	61.8%	218	353	3.5
Student Printing	53.2%	190	22.7%	81	1.1%	4	0.3%	1	22.7%	81	357	3.67
Library Resources, including checking out laptops and Wi-Fi hotspots.	40.3%	144	23.5%	84	1.4%	5	0.3%	1	34.5%	123	357	3.59
Career Services: Career exploration, resume and interview preparation.	24.8%	88	23.9%	85	0.9%	3	0.9%	3	49.6%	176	355	3.44
Transfer Planning via academic advisement or the transfer webpage.	28.7%	102	23.4%	83	1.1%	4	1.1%	4	45.6%	162	355	3.47
Faculty Office Hours	37.1%	132	34.3%	122	1.7%	6	0.3%	1	26.7%	95	356	3.48
Answered											358	
Skipped											234	



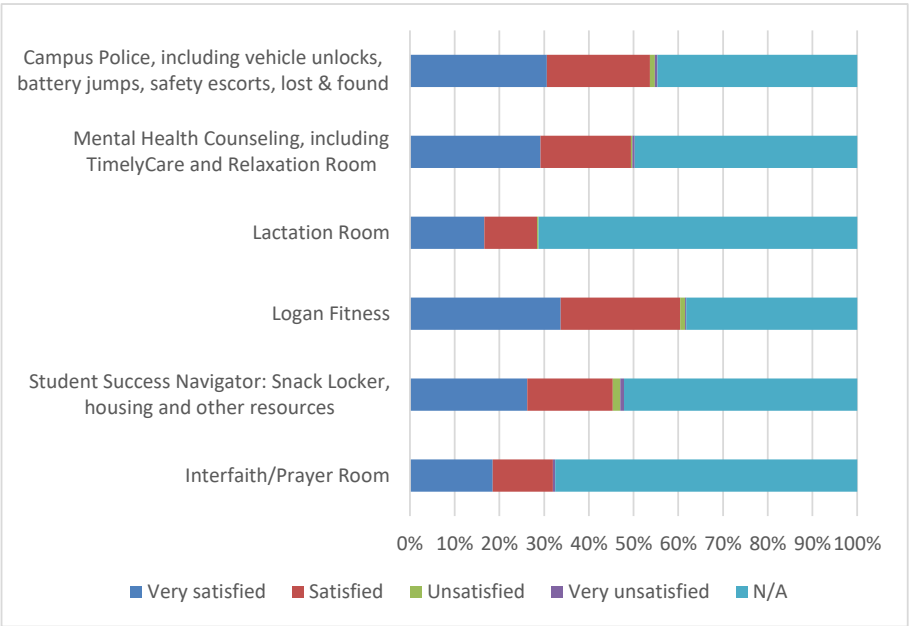
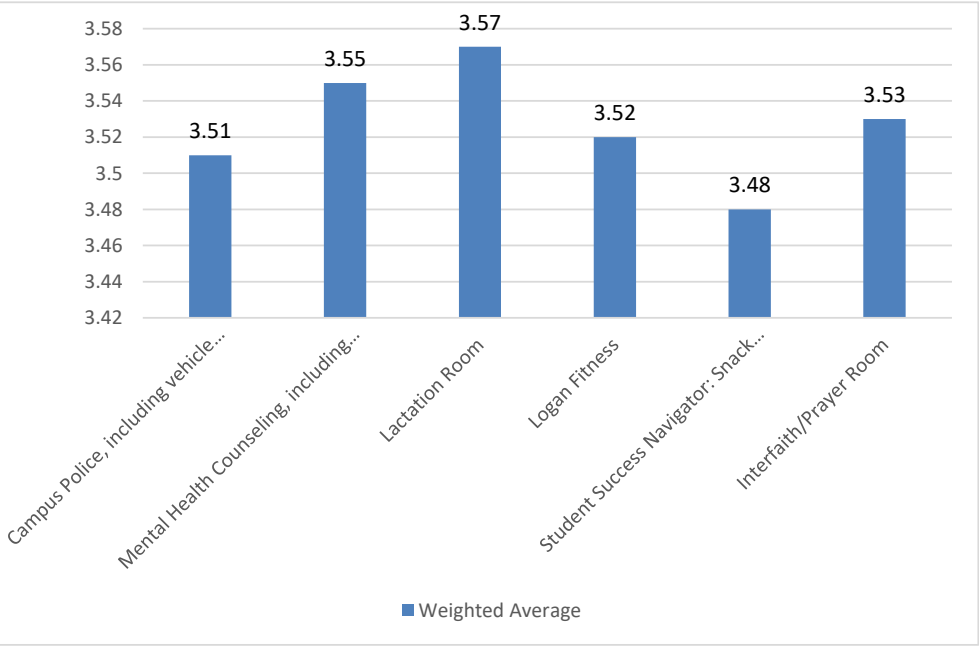
Financial Resources: How satisfied are you with each on-campus resource?

Question 16	Very satisfied		Satisfied		Unsatisfied		Very unsatisfied		N/A		Total	Weighted Average
Scholarships/Foundation	44.8%	159	24.2%	86	2.5%	9	2.5%	9	25.9%	92	355	3.5
Financial Aid: FAFSA, Pell, MAP	52.7%	188	26.3%	94	2.5%	9	1.1%	4	17.4%	62	357	3.58
Perkins: For students in career/technical programs	25.3%	90	12.1%	43	1.1%	4	0.6%	2	61.0%	217	356	3.59
PATH: For students in healthcare programs	24.7%	88	12.6%	45	0.8%	3	0.6%	2	61.3%	219	357	3.59
Answered											358	
Skipped											234	



Other Resouces: How satisfied are you with each on-campus resource?

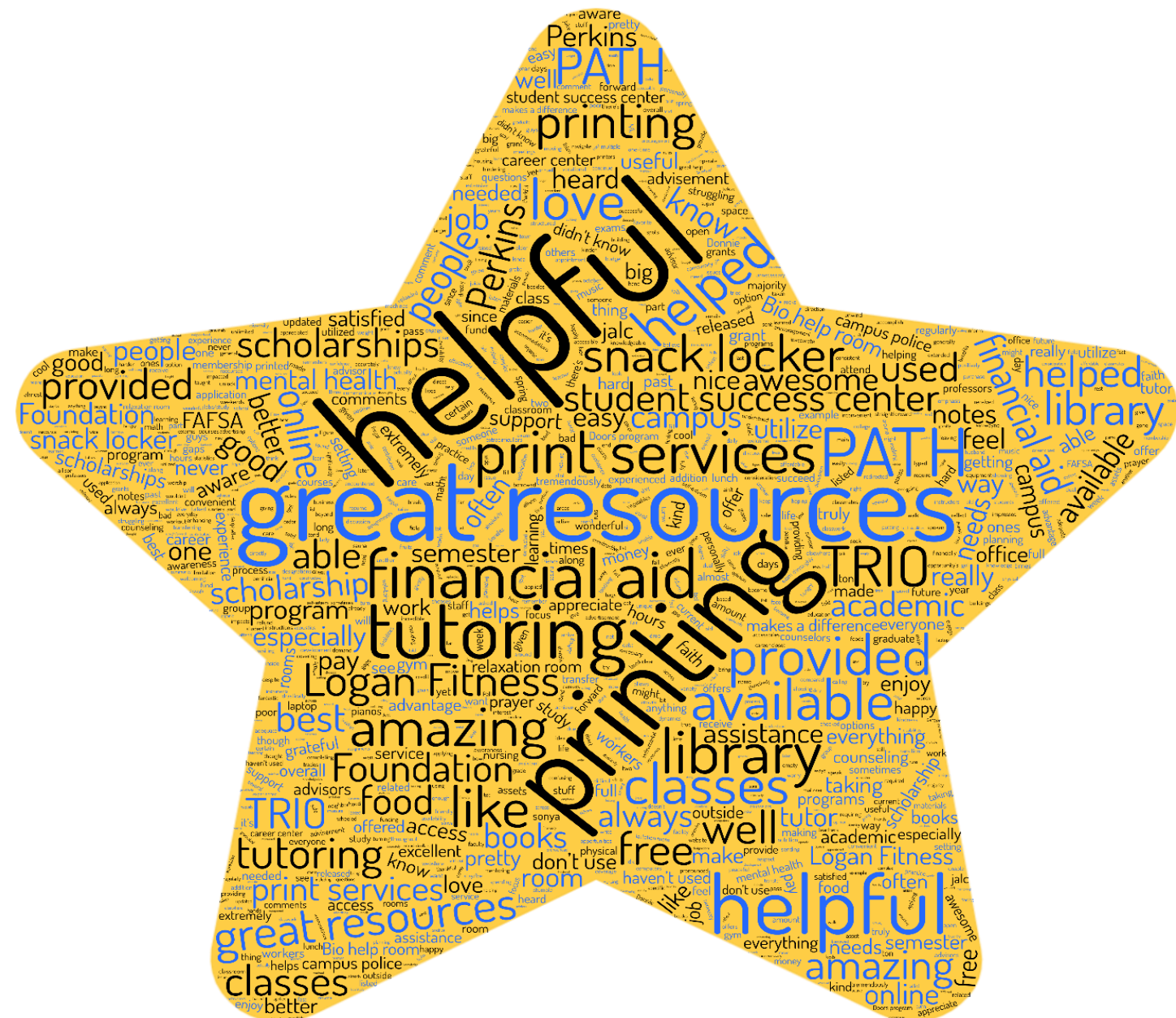
Question 17	Very satisfied		Satisfied		Unsatisfied		Very unsatisfied		N/A		Total	Weighted Average
Campus Police, including vehicle unlocks, battery jumps, safety escorts, lost & found	30.6%	109	23.0%	82	1.1%	4	0.6%	2	44.7%	159	356	3.51
Mental Health Counseling, including TimelyCare and Relaxation Room	29.2%	104	20.2%	72	0.3%	1	0.6%	2	49.7%	177	356	3.55
Lactation Room	16.6%	59	11.8%	42	0.3%	1	0.0%	0	71.3%	253	355	3.57
Logan Fitness	33.7%	120	26.7%	95	1.1%	4	0.3%	1	38.2%	136	356	3.52
Student Success Navigator: Snack Locker, housing and other resources	26.2%	93	19.2%	68	1.7%	6	0.9%	3	52.1%	185	355	3.48
Interfaith/Prayer Room	18.5%	66	13.5%	48	0.0%	0	0.6%	2	67.5%	241	357	3.53
Answered											357	
Skipped											235	



Provide comments on resources currently provided.

Question 18	
Answered	231
Skipped	361

Responses



List resources you think the College should add.

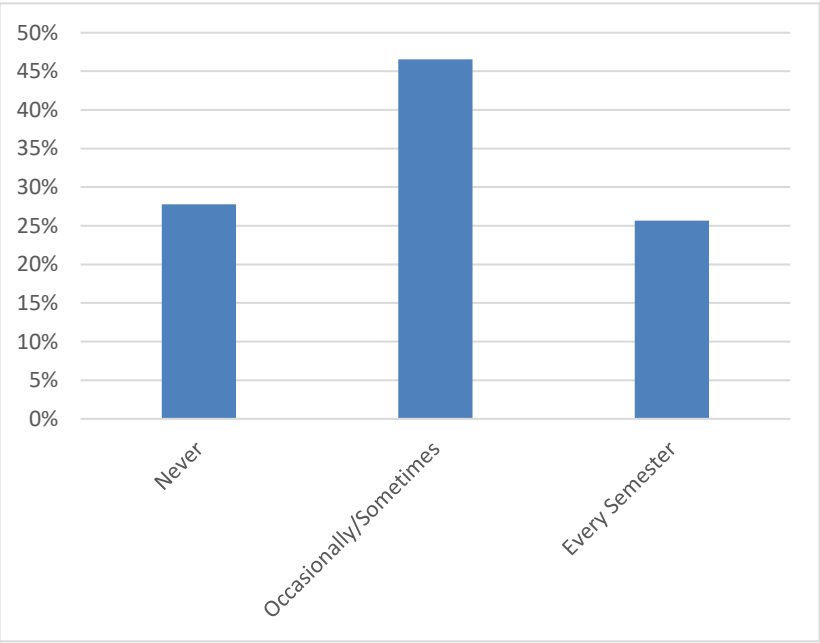
Question 19	
Answered	214
Skipped	378

Responses



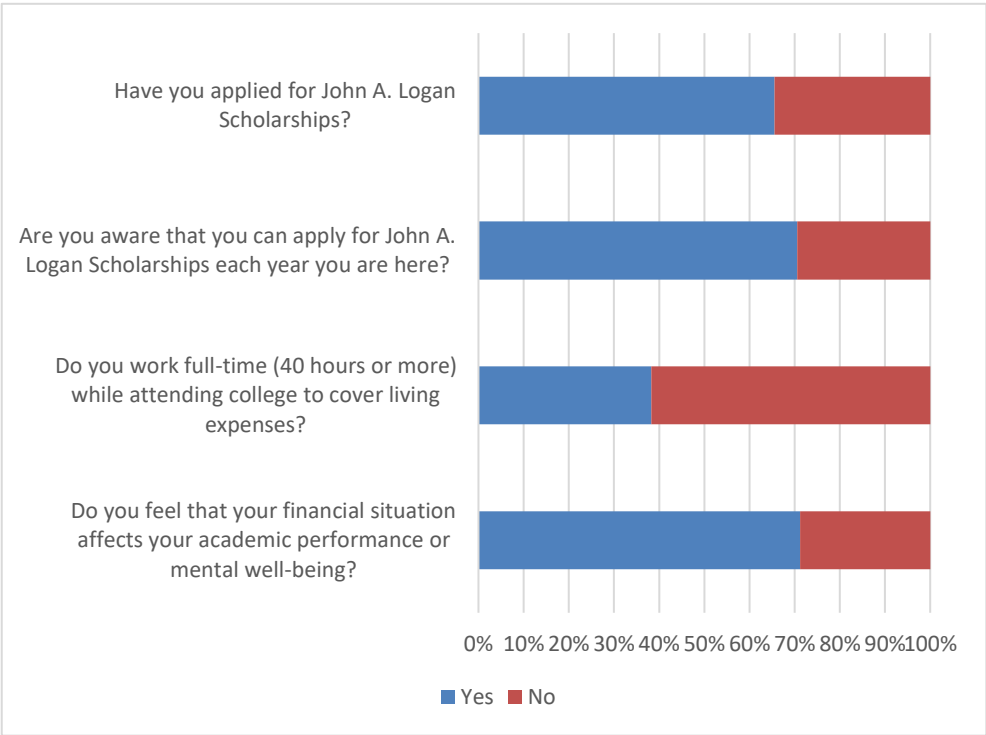
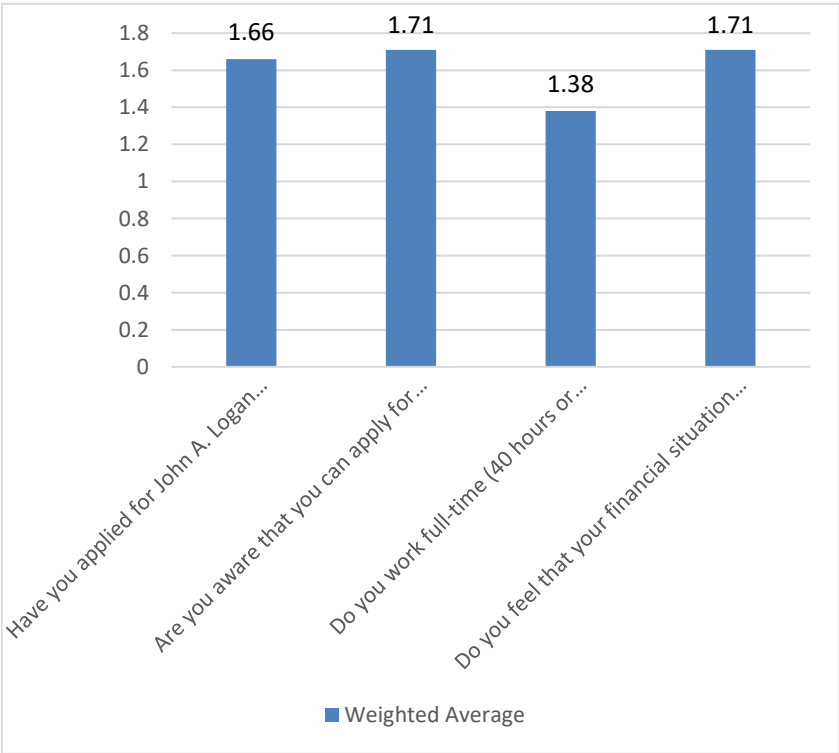
How often do you find it difficult to pay for tuition, textbooks, and other school-related expenses?

Question 20 Answer Choices	Responses	
Never	27.79%	92
Occasionally/Sometimes	46.53%	154
Every Semester	25.68%	85
Answered Skipped		331
		261



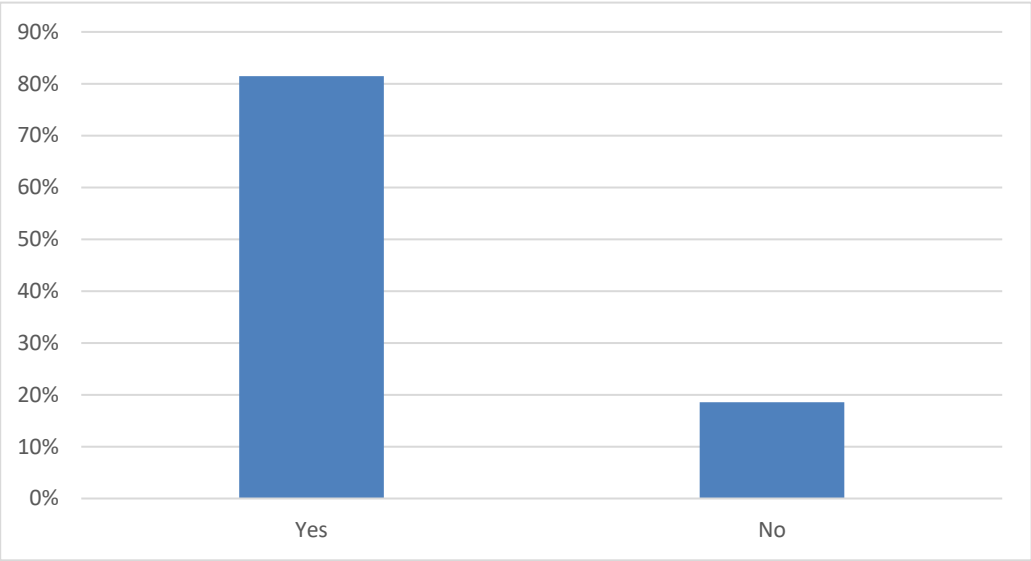
Answer the following questions with either a Yes or No response:

Question 21	Yes		No		Total	Weighted Average
Have you applied for John A. Logan Scholarships?	65.6%	219	34.4%	115	334	1.66
Are you aware that you can apply for John A. Logan Scholarships each year you are here?	70.6%	235	29.4%	98	333	1.71
Do you work full-time (40 hours or more) while attending college to cover living expenses?	38.3%	127	61.8%	205	332	1.38
Do you feel that your financial situation affects your academic performance or mental well-being?	71.2%	237	28.8%	96	333	1.71
Answered Skipped					334	
					258	



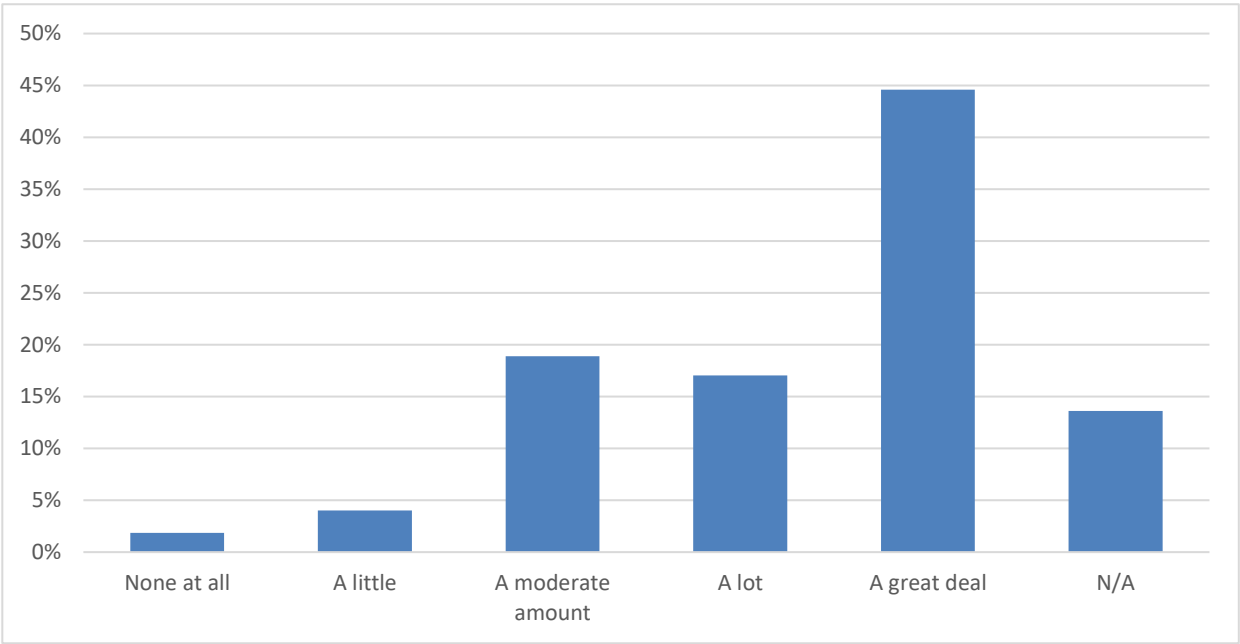
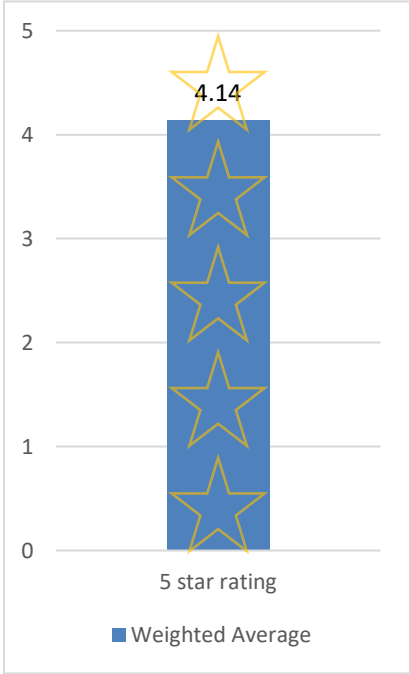
Do you rely on financial aid, scholarships, or loans to cover your college expenses?

Question 22 Answer Choices	Responses	
Yes	81.44%	272
No	18.56%	62
Answered Skipped		334
		258



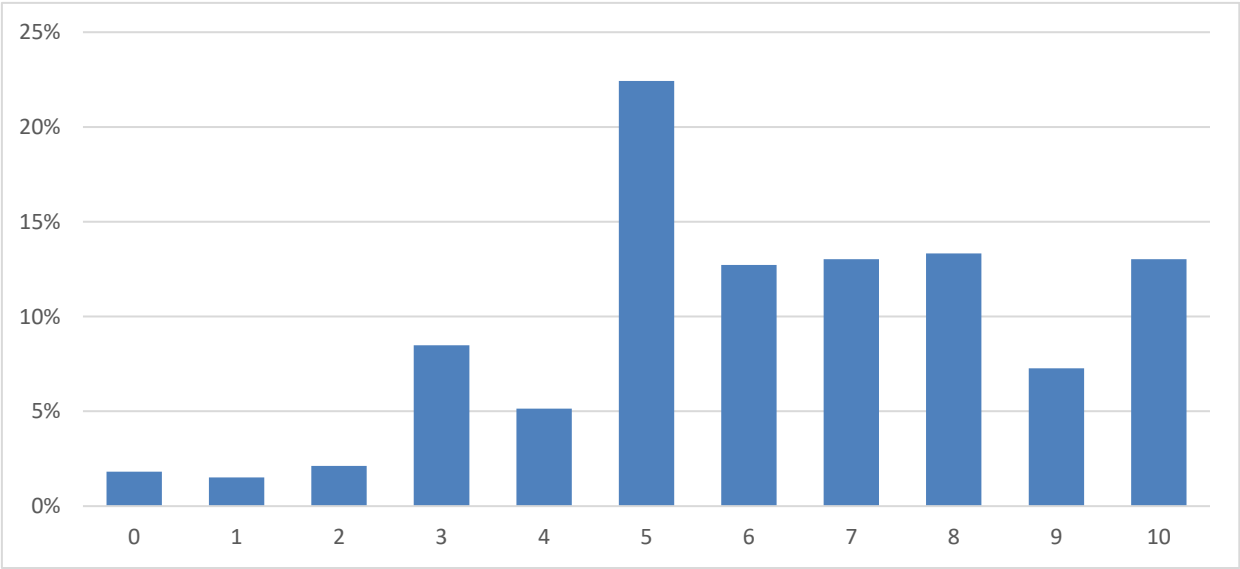
If yes to question 22, How adequate do you feel these resources are?

Question 23	None at all		A little		A moderate amount		A lot		A great deal		N/A		Total	Weighted Average
5 star rating	1.9%	6	4.0%	13	18.9%	61	17.0%	55	44.6%	144	13.6%	44	323	4.14
Answered													323	
Skipped													269	



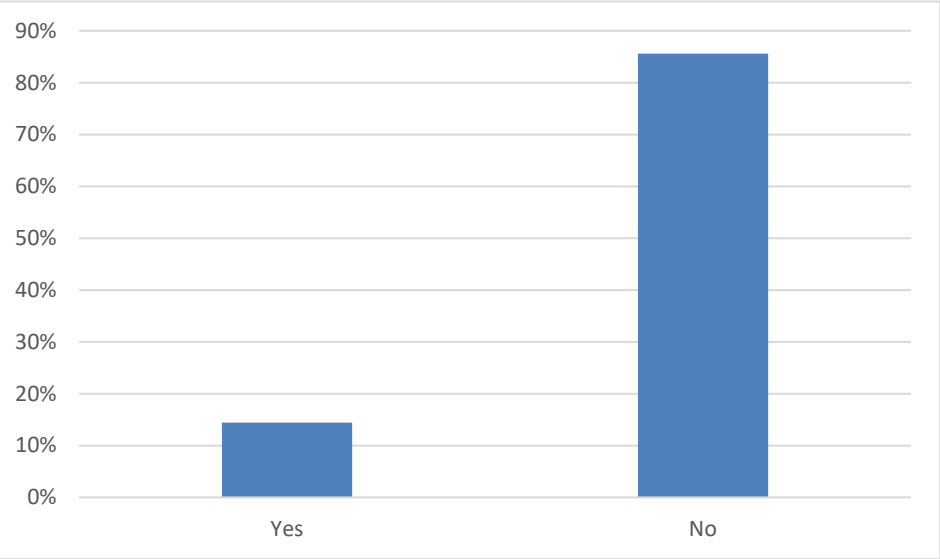
On a scale of 1 to 10, how often do you feel stressed or anxious because of your college workload?

Question 24 Answer Choices	Responses	
0	1.82%	6
1	1.52%	5
2	2.12%	7
3	8.48%	28
4	5.15%	17
5	22.42%	74
6	12.73%	42
7	13.03%	43
8	13.33%	44
9	7.27%	24
10	13.03%	43
Answered Skipped		330
		262



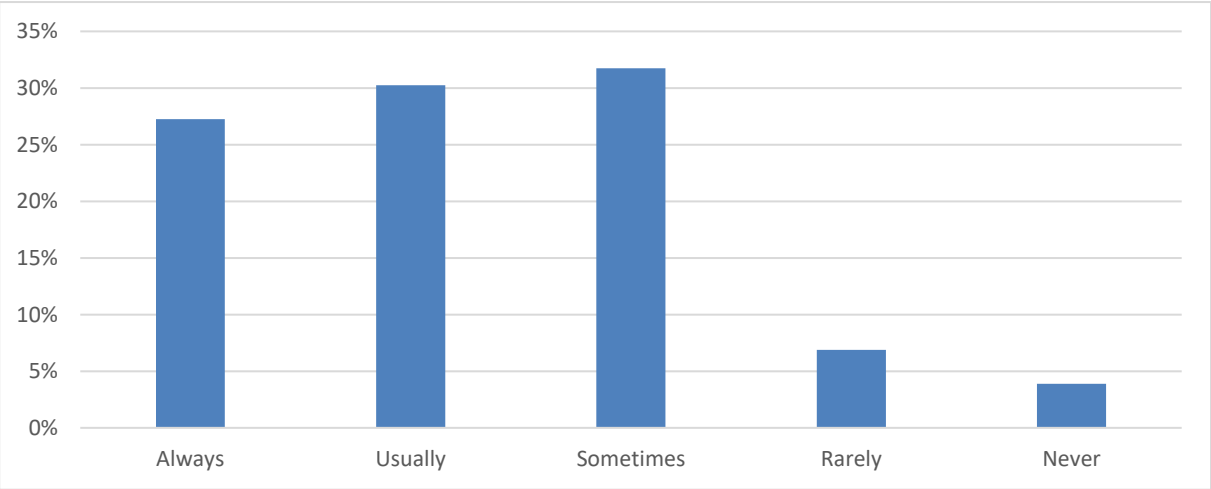
Have you sought mental health support services on campus (counseling, therapy, etc.)?

Question 25 Answer Choices	Responses	
Yes	14.41%	48
No	85.59%	285
Answered		333
Skipped		259



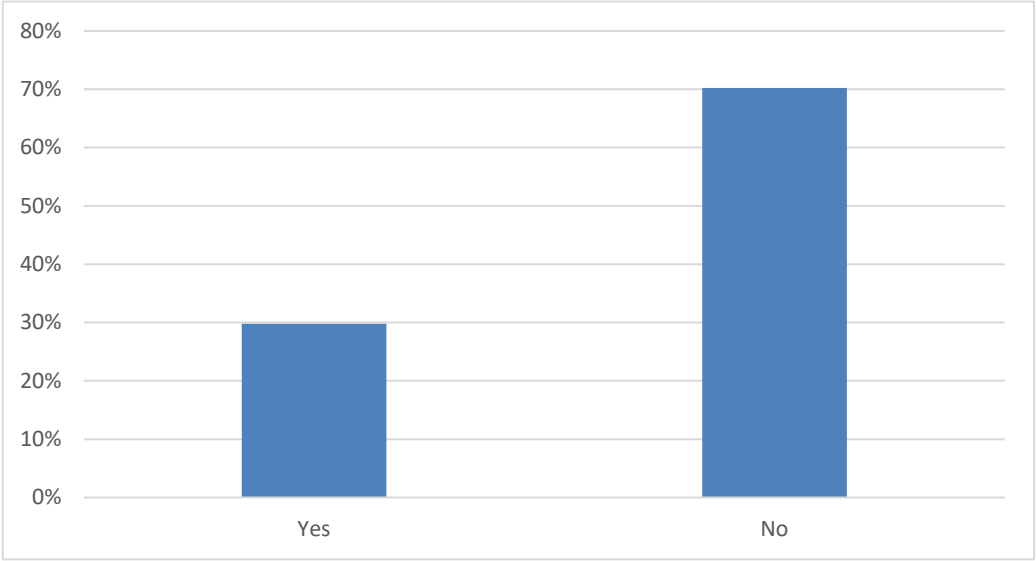
How often do you feel overwhelmed by balancing academic, social, and personal responsibilities?

Question 26 Answer Choices	Responses	
Always	27.25%	91
Usually	30.24%	101
Sometimes	31.74%	106
Rarely	6.89%	23
Never	3.89%	13
Answered		334
Skipped		258



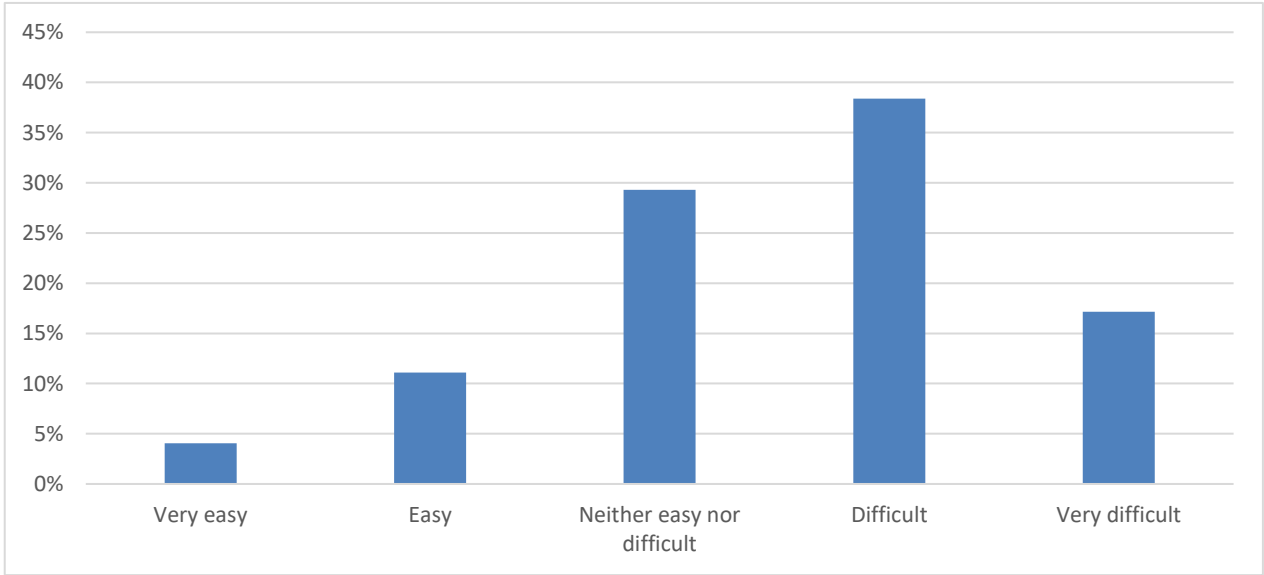
Are you currently a parent or guardian of a child(ren) while attending college?

Question 27 Answer Choices	Responses	
Yes	29.76%	100
No	70.24%	236
Answered		336
Skipped		256



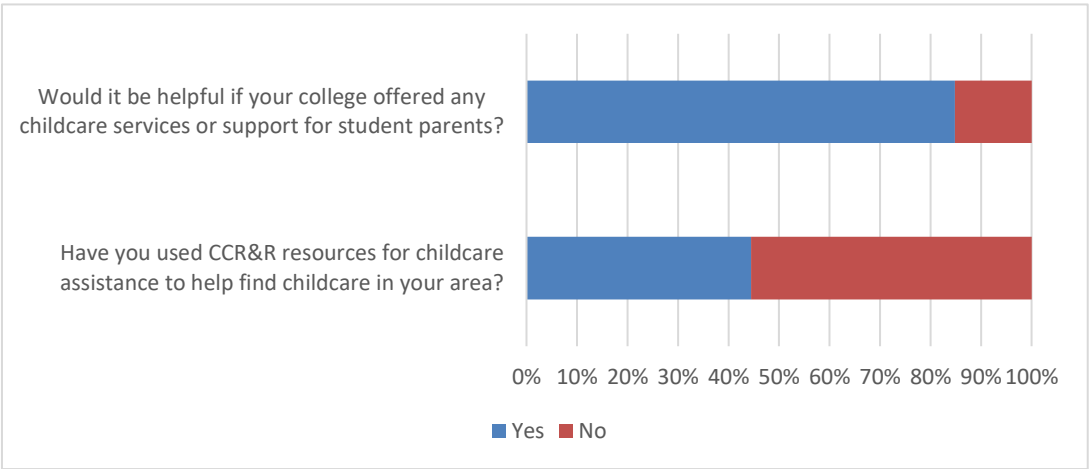
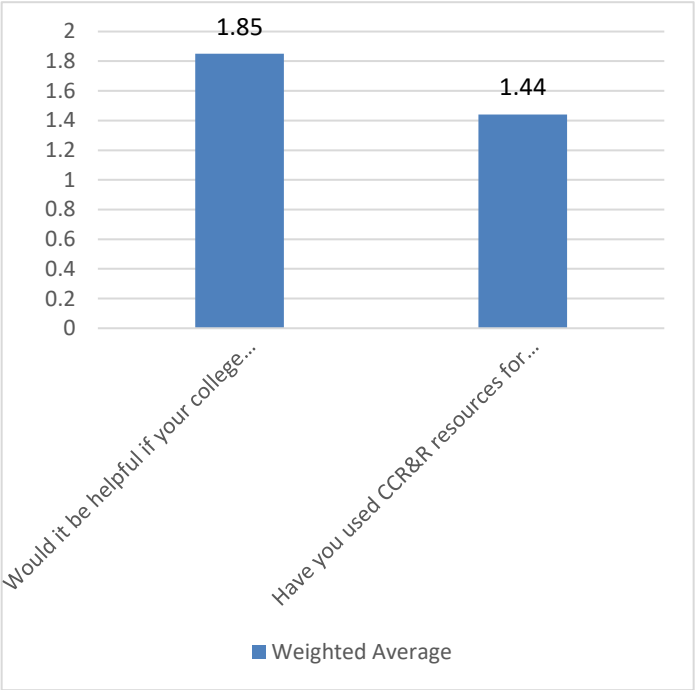
How challenging is it for you to balance your academic responsibilities with childcare duties?

Question 28 Answer Choices	Responses	
Very easy	4.04%	4
Easy	11.11%	11
Neither easy nor difficult	29.29%	29
Difficult	38.38%	38
Very difficult	17.17%	17
Answered		99
Skipped		493



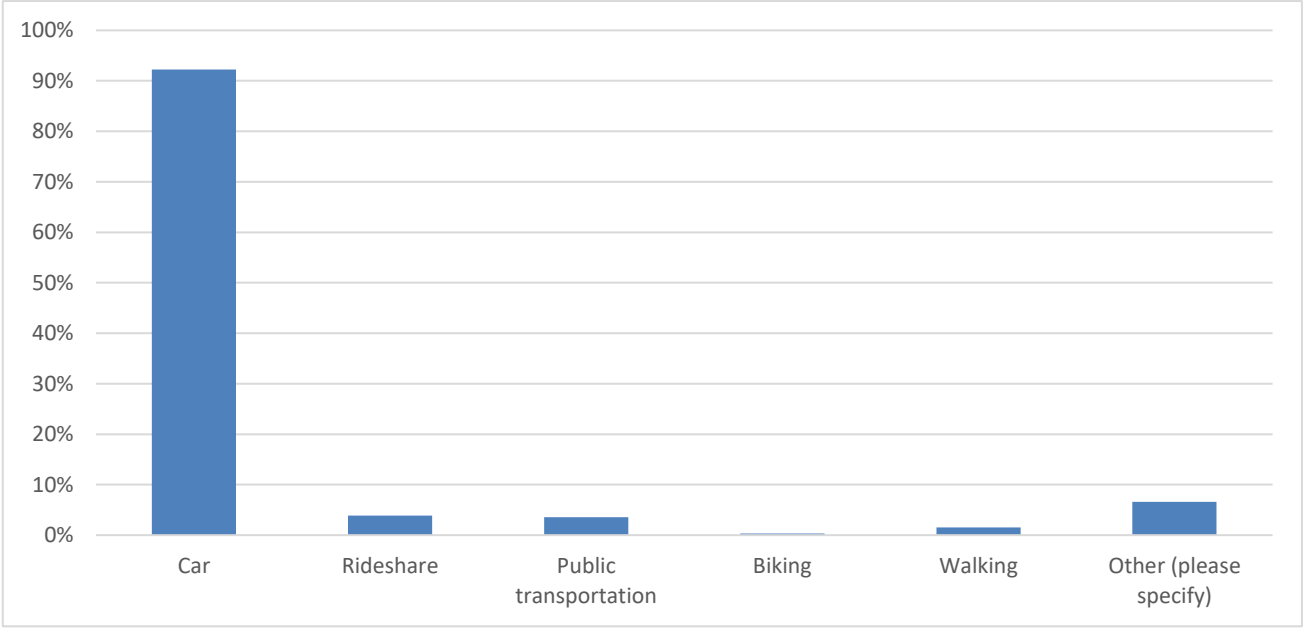
Answer the following questions with either a Yes or No response:

Question 29	Yes		No		Total	Weighted Average
Would it be helpful if your college offered any childcare services or support for student parents?	84.9%	84	15.2%	15	99	1.85
Have you used CCR&R resources for childcare assistance to help find childcare in your area?	44.4%	44	55.6%	55	99	1.44
Answered Skipped					99	
					493	



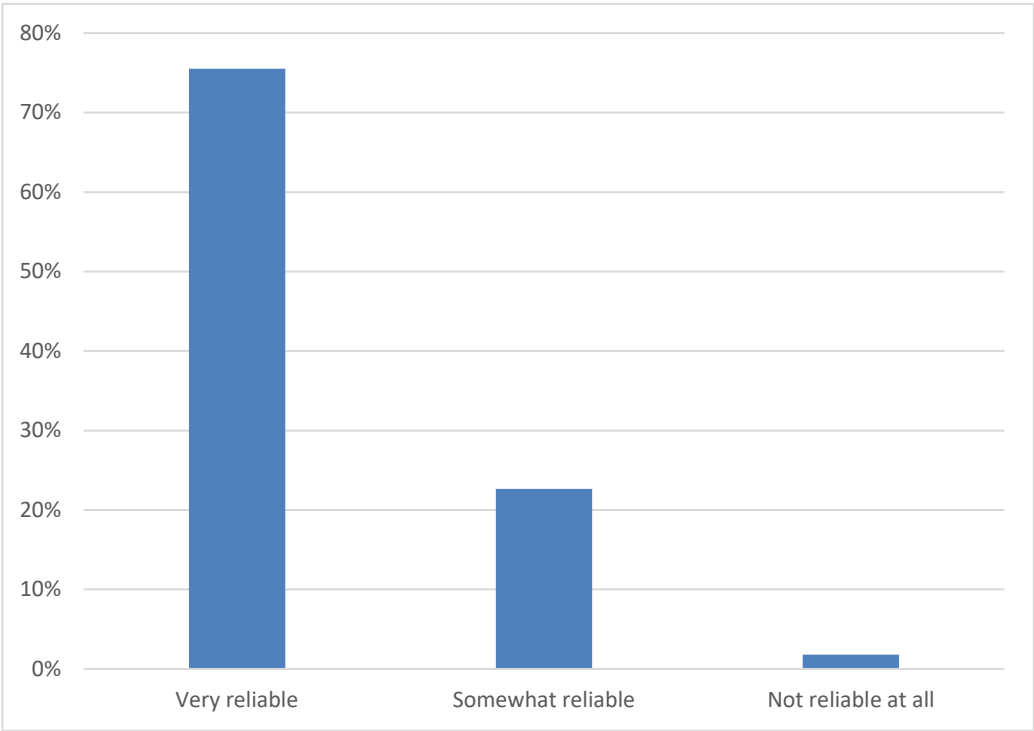
How do you typically get to campus? (Select all that apply)

Question 30 Answer Choices	Responses	
Car	92.2%	308
Rideshare	3.9%	13
Public transportation	3.6%	12
Biking	0.3%	1
Walking	1.5%	5
Other (please specify)	6.6%	22
Answered Skipped		334
		258



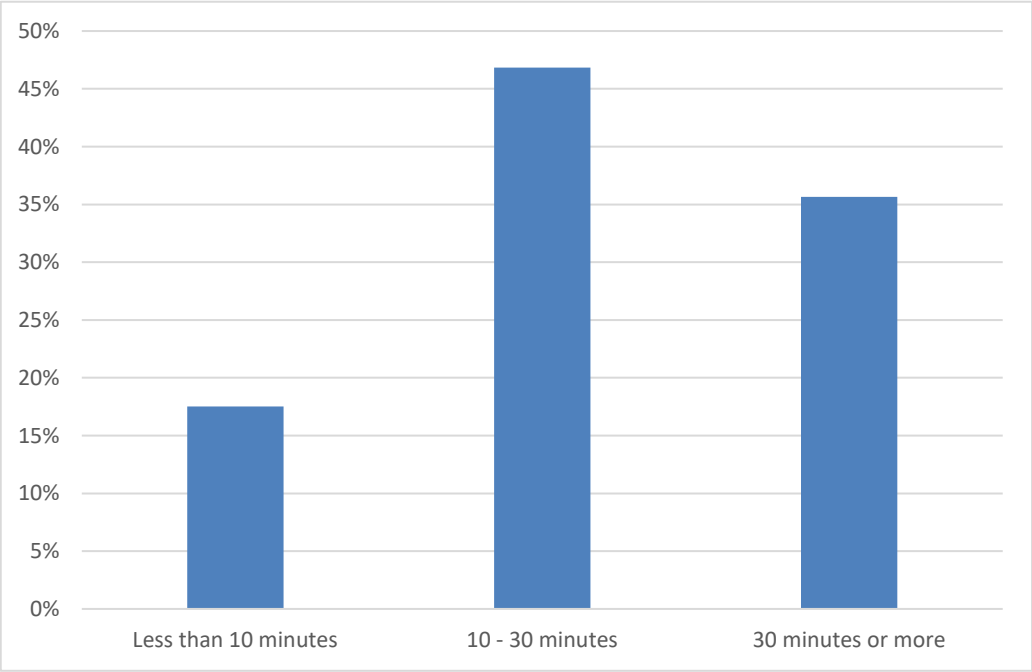
How reliable is your primary mode of transportation for getting to class on time?

Question 31 Answer Choices	Responses	
Very reliable	75.5%	250
Somewhat reliable	22.7%	75
Not reliable at all	1.8%	6
Answered Skipped		331
		261



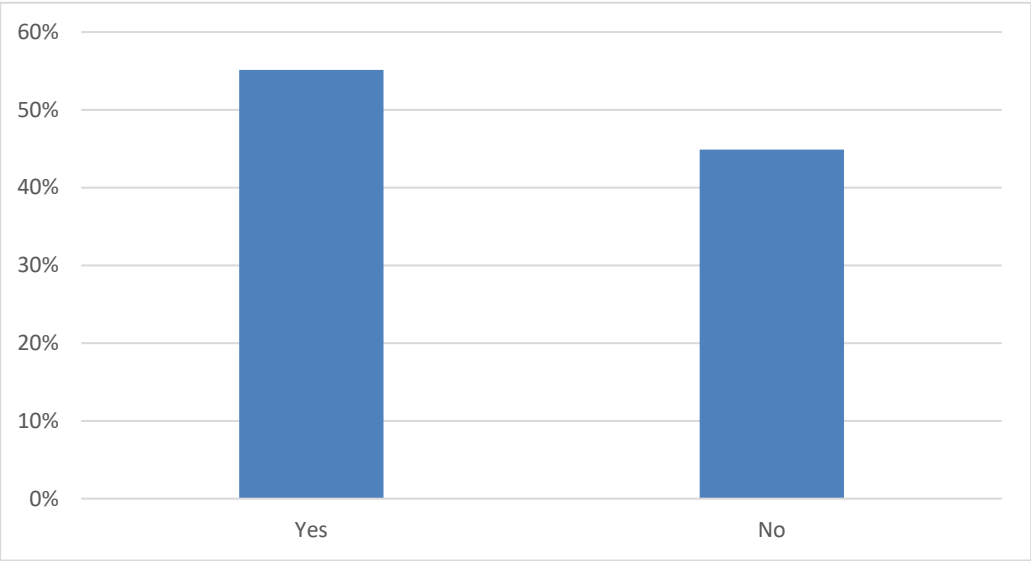
How much time do you spend commuting to and from campus each day?

Question 32 Answer Choices	Responses	
Less than 10 minutes	17.52%	58
10 - 30 minutes	46.83%	155
30 minutes or more	35.65%	118
Answered		331
Skipped		261



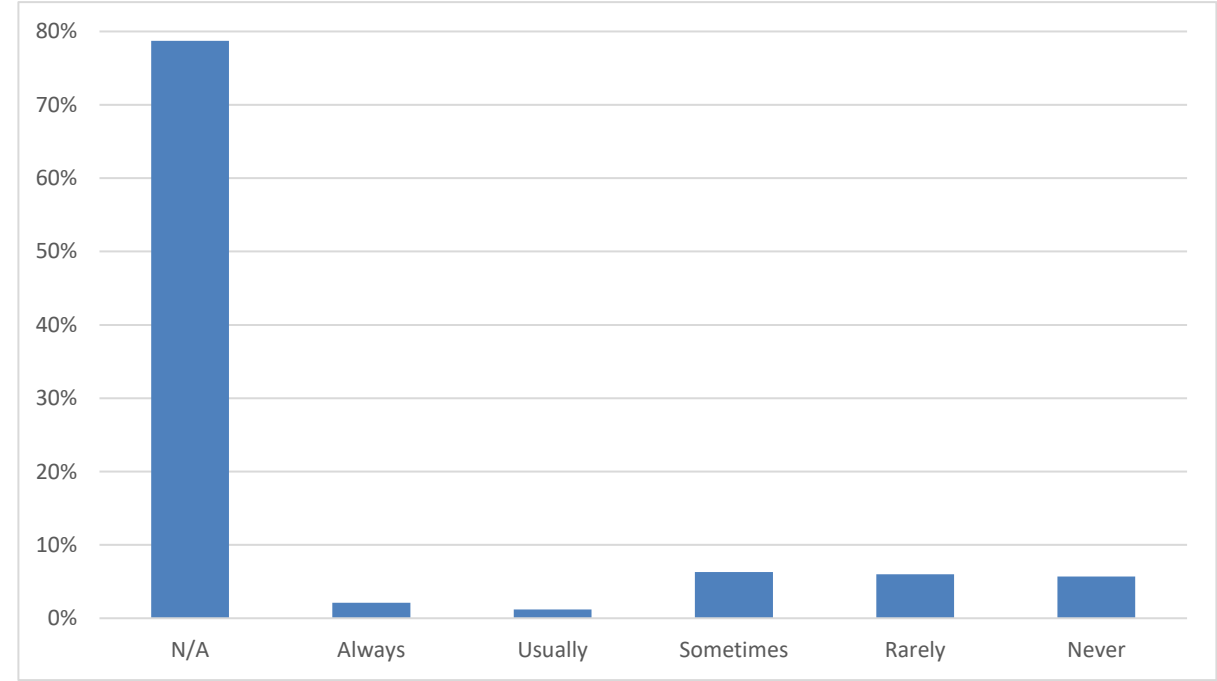
Have transportation costs (gas, public transit, rideshares) created financial strain for you?

Question 33 Answer Choices	Responses	
Yes	55.12%	183
No	44.88%	149
Answered Skipped		332
		260



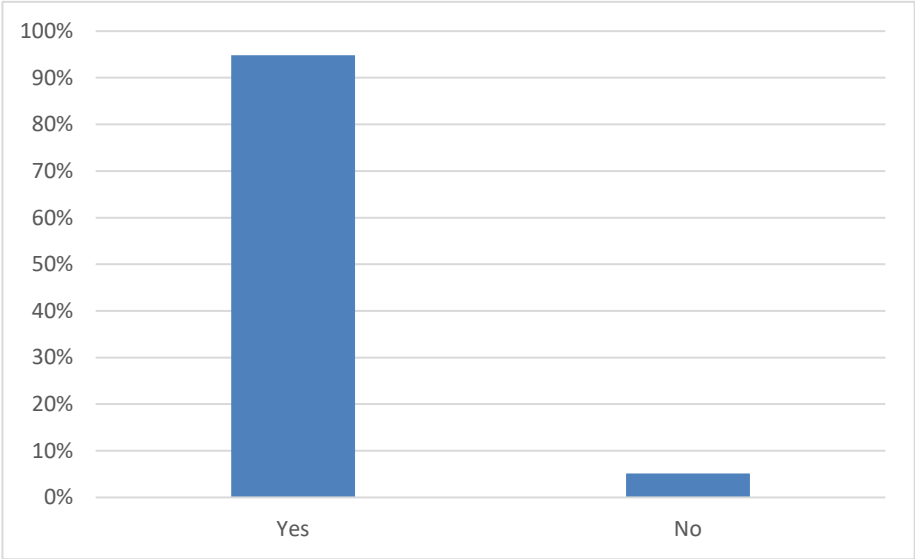
If you rely on public transportation, how often do delays or service disruptions affect your ability to attend classes or complete assignments?

Question 34 Answer Choices	Responses	
N/A	78.74%	263
Always	2.10%	7
Usually	1.20%	4
Sometimes	6.29%	21
Rarely	5.99%	20
Never	5.69%	19
Answered		334
Skipped		258



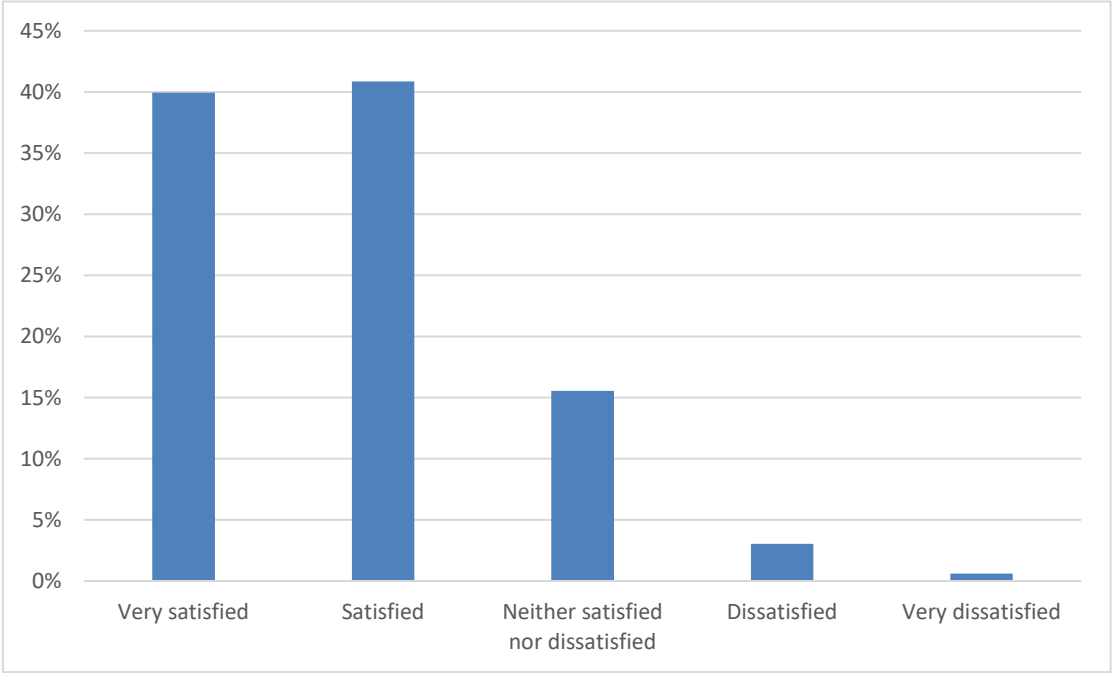
Are you currently enrolled in a 16-week course this semester?

Question 35 Answer Choices	Responses	
Yes	94.85%	313
No	5.15%	17
Answered Skipped		330
		262



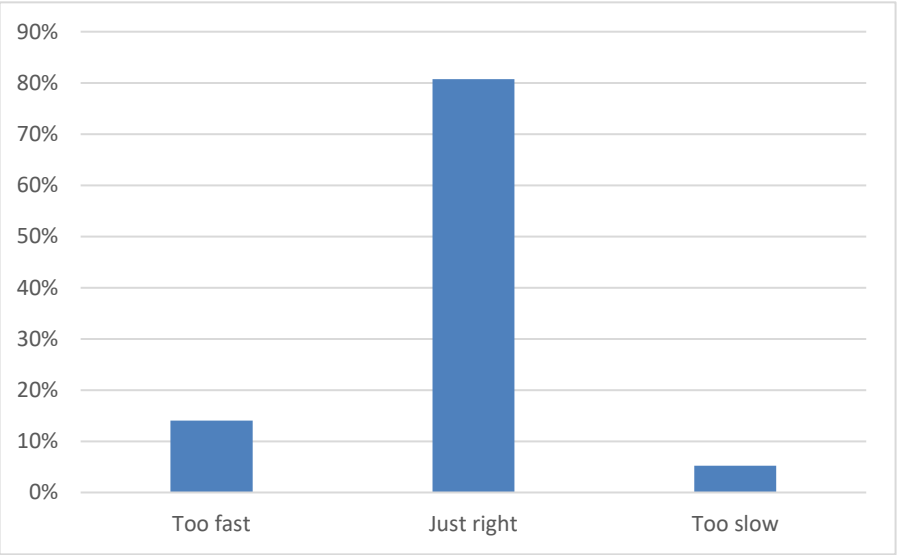
How satisfied are you with the current 16-week course schedule?

Question 36 Answer Choices	Responses	
Very satisfied	39.94%	131
Satisfied	40.85%	134
Neither satisfied nor dissatisfied	15.55%	51
Dissatisfied	3.05%	10
Very dissatisfied	0.61%	2
Answered Skipped		328
		264



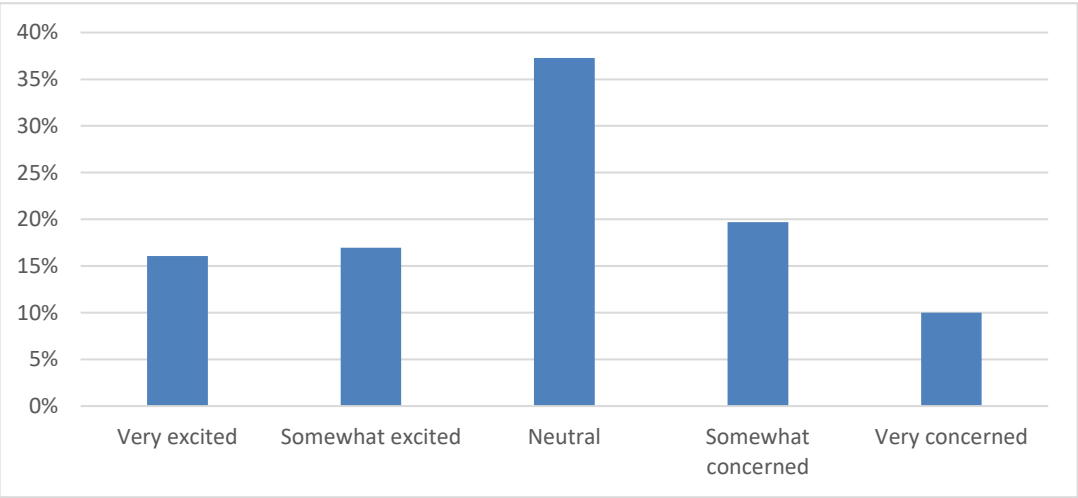
How do you feel about the pace of a 16-week course?

Question 37 Answer Choices	Responses	
Too fast	14.07%	46
Just right	80.73%	264
Too slow	5.20%	17
Answered Skipped		327
		265



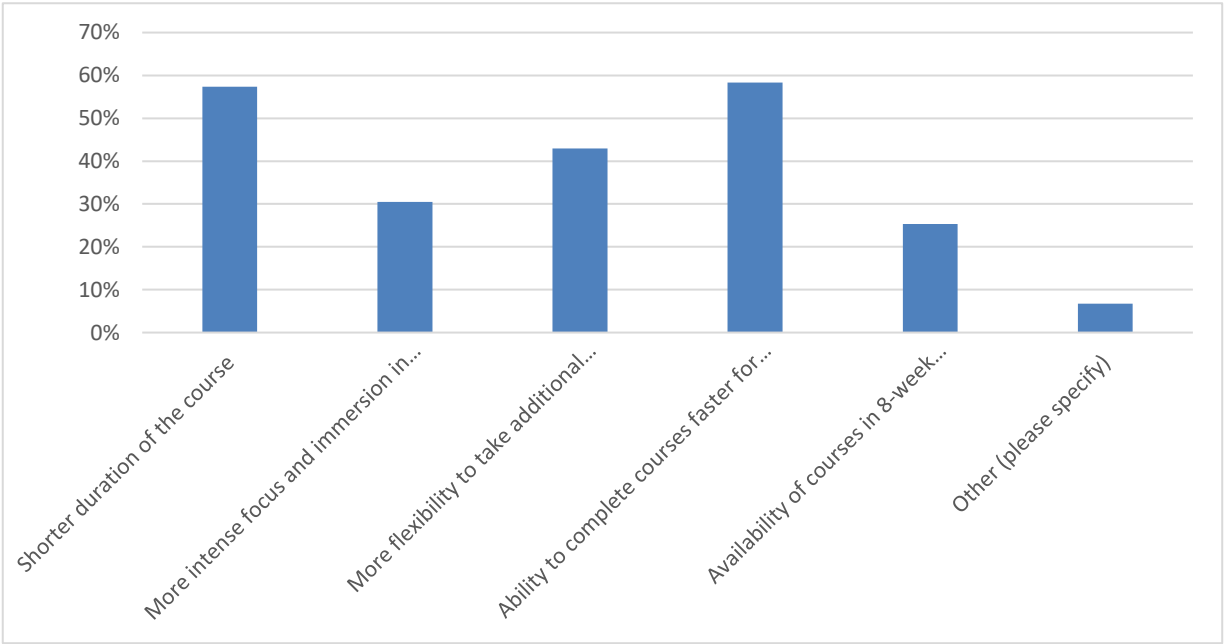
How would you feel about taking a course that is completed in 8-weeks instead of 16-weeks?

Question 38 Answer Choices	Responses	
Very excited	16.06%	53
Somewhat excited	16.97%	56
Neutral	37.27%	123
Somewhat concerned	19.70%	65
Very concerned	10.00%	33
Answered		330
Skipped		262



What factors would influence your preference for an 8-week course schedule over a 16-week schedule?
(Select all that apply)

Question 39 Answer Choices	Responses	
Shorter duration of the course	57.4%	179
More intense focus and immersion in the subject	30.5%	95
More flexibility to take additional courses	43.0%	134
Ability to complete courses faster for graduation	58.3%	182
Availability of courses in 8-week formats	25.3%	79
Other (please specify)	6.7%	21
Answered		312
Skipped		280

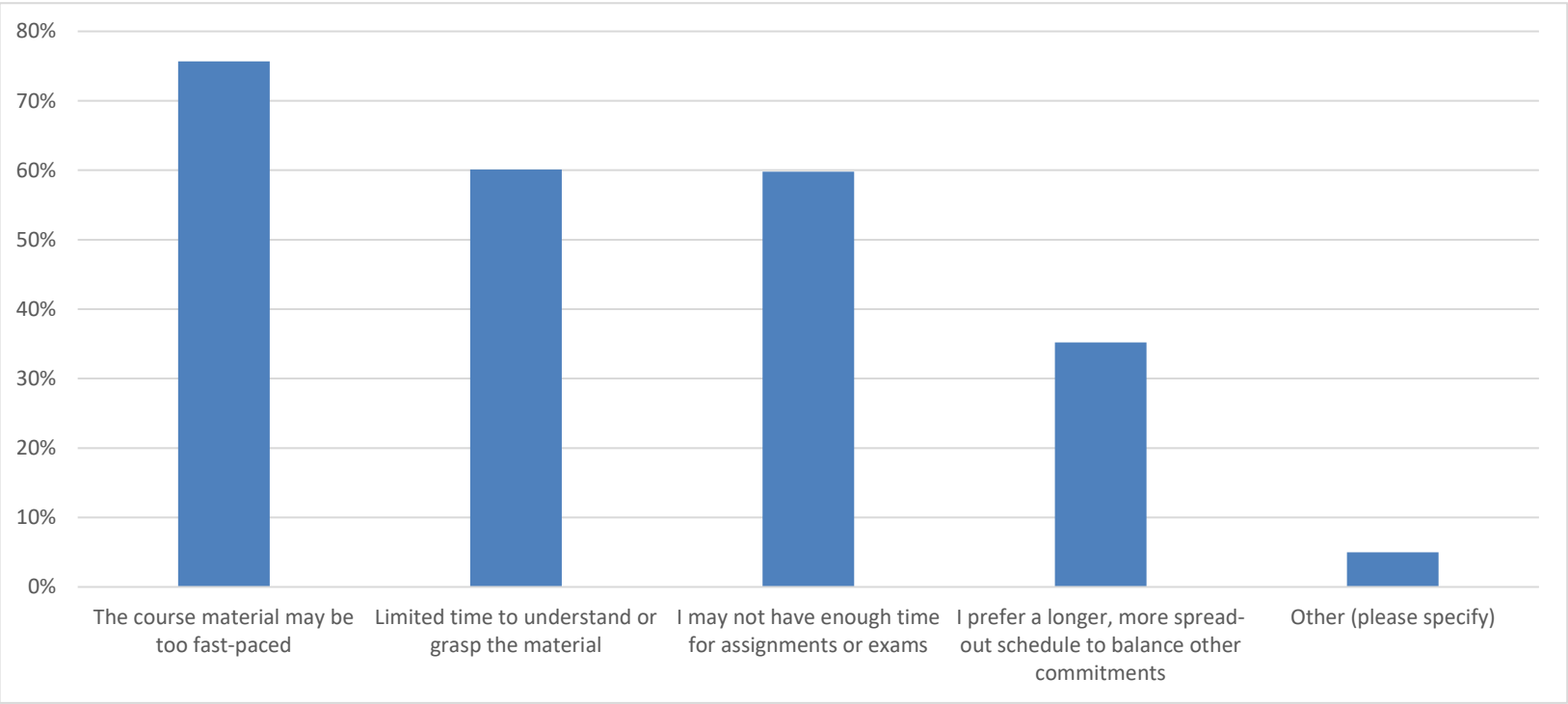


Other (please specify)



What concerns would you have about an 8-week course schedule? (Select all that apply)

Question 40 Answer Choices	Responses	
The course material may be too fast-paced	75.70%	243
Limited time to understand or grasp the material	60.12%	193
I may not have enough time for assignments or exams	59.81%	192
I prefer a longer, more spread-out schedule to balance other commitments	35.20%	113
Other (please specify)	4.98%	16
Answered Skipped		321
		271

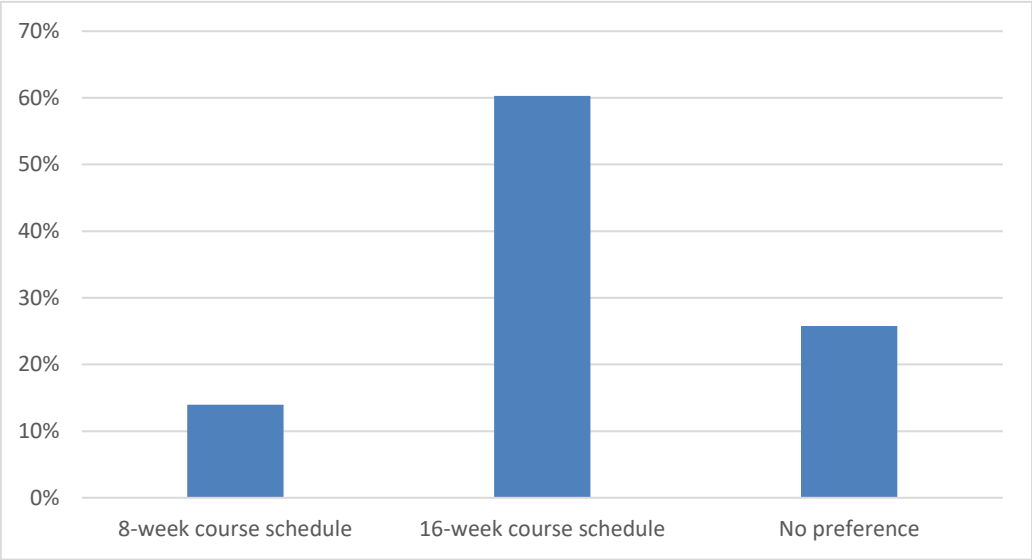


Other (please specify)



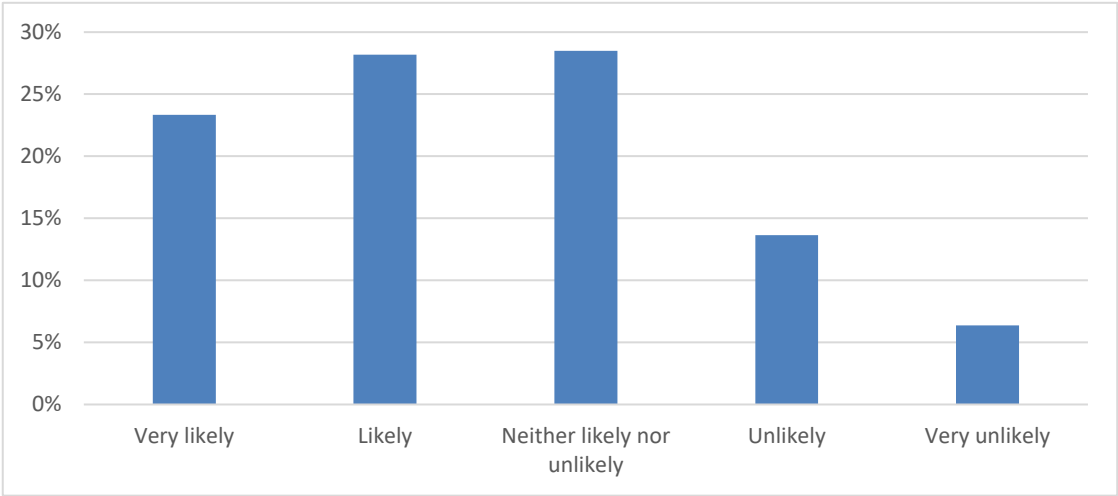
Which type of course schedule do you feel would best suit your learning style?

Question 41 Answer Choices	Responses	
8-week course schedule	13.94%	46
16-week course schedule	60.30%	199
No preference	25.76%	85
Answered Skipped		330
		262



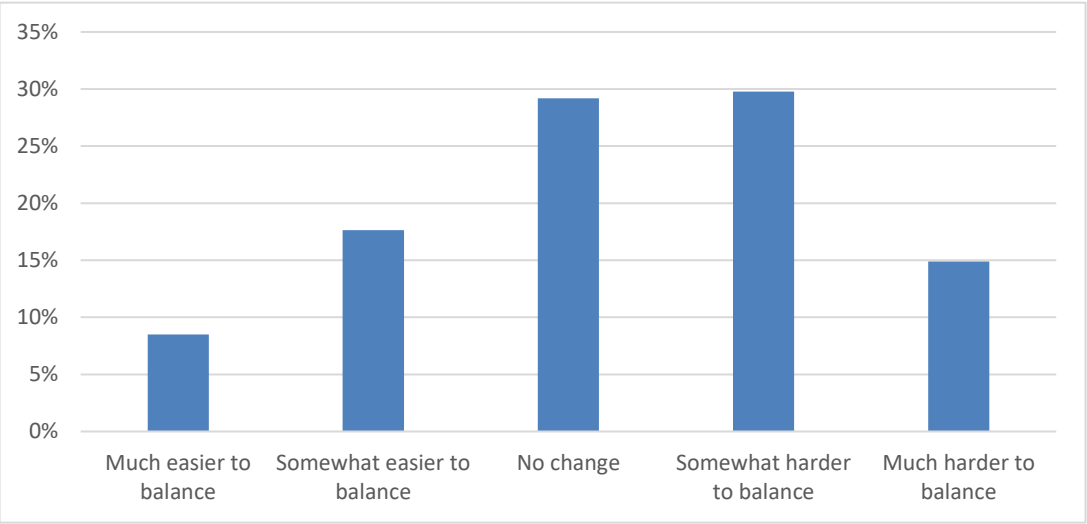
How likely would you be to enroll in an 8-week course if it were available for your major or field of study?

Question 42 Answer Choices	Responses	
Very likely	23.33%	77
Likely	28.18%	93
Neither likely nor unlikely	28.48%	94
Unlikely	13.64%	45
Very unlikely	6.36%	21
Answered Skipped		330
		262



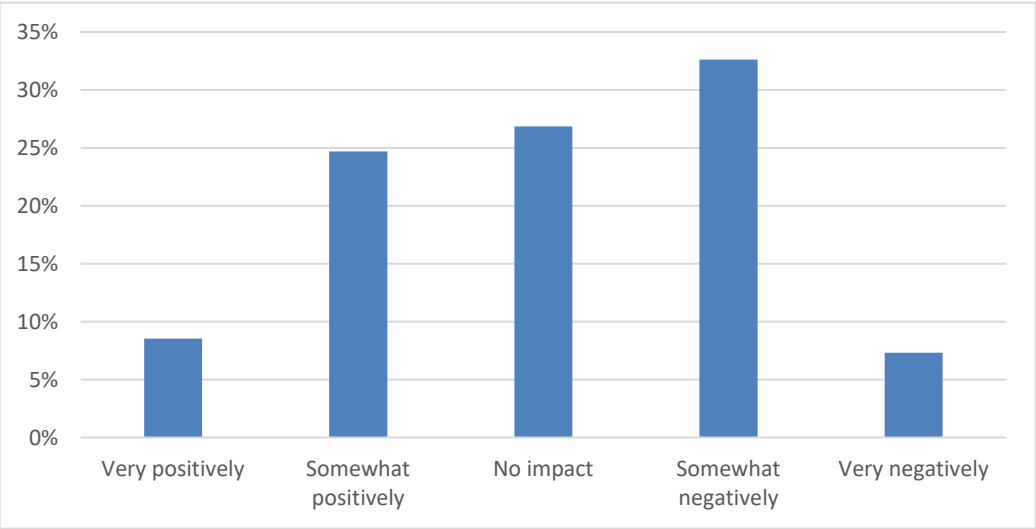
How would an 8-week course schedule affect your ability to balance school with other responsibilities (work, family, etc.)?

Question 43 Answer Choices	Responses	
Much easier to balance	8.51%	28
Somewhat easier to balance	17.63%	58
No change	29.18%	96
Somewhat harder to balance	29.79%	98
Much harder to balance	14.89%	49
Answered		329
Skipped		263



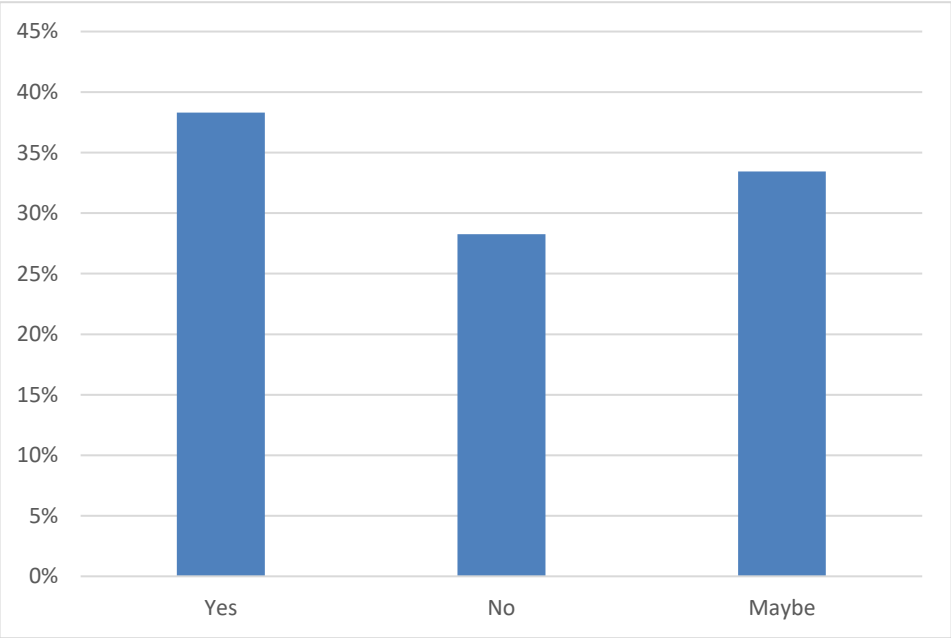
How positive or negative do you believe an 8-week course schedule would impact your academic performance?

Question 44 Answer Choices	Responses	
Very positively	8.54%	28
Somewhat positively	24.70%	81
No impact	26.83%	88
Somewhat negatively	32.62%	107
Very negatively	7.32%	24
Answered		328
Skipped		264



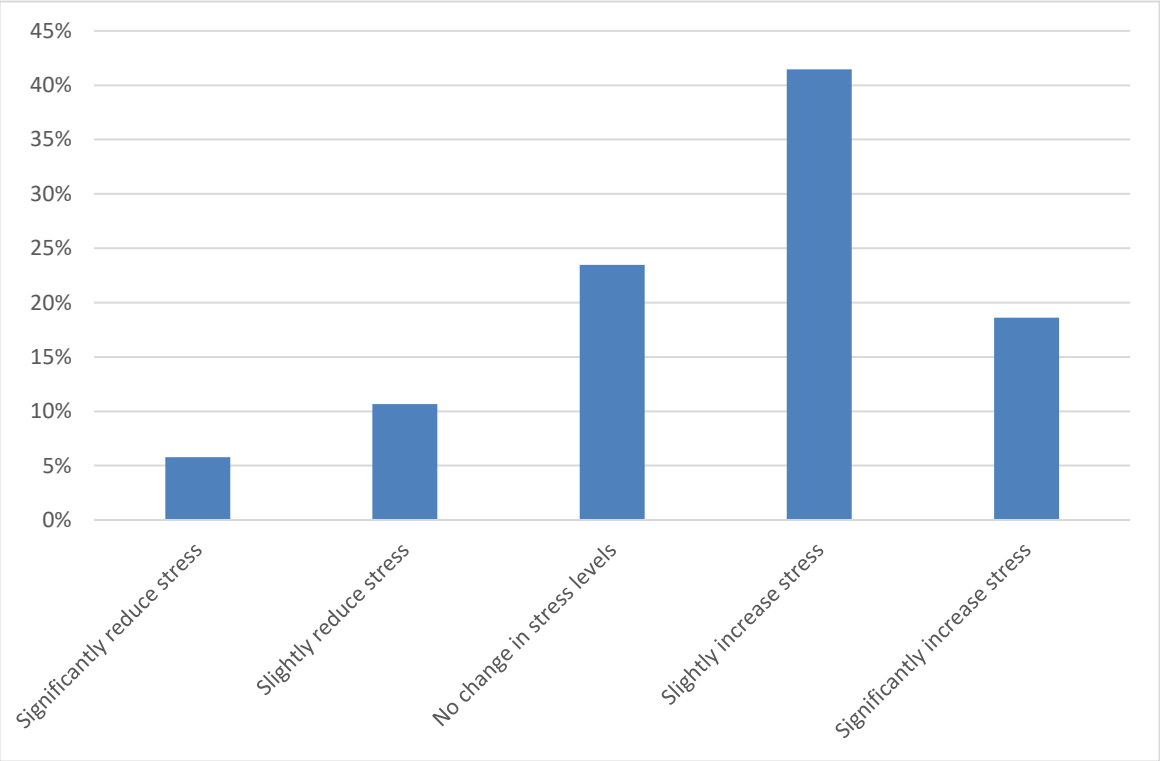
Would you be more likely to take more credits or additional courses in the schedule was shortened to 8-weeks?

Question 45 Answer Choices	Responses	
Yes	38.30%	126
No	28.27%	93
Maybe	33.43%	110
Answered Skipped		329
		263



How do you think an 8-week schedule would affect your overall stress levels?

Question 46 Answer Choices	Responses	
Significantly reduce stress	5.79%	19
Slightly reduce stress	10.67%	35
No change in stress levels	23.48%	77
Slightly increase stress	41.46%	136
Significantly increase stress	18.60%	61
Answered		328
Skipped		264



18th Annual Student Voice Survey Spring 2025

Do you have any additional comments or feedback on your preference for an 8-week vs. 16-week course schedule?

Question 47	
Answered	153
Skipped	439

