

John A. Logan College

Student Senate

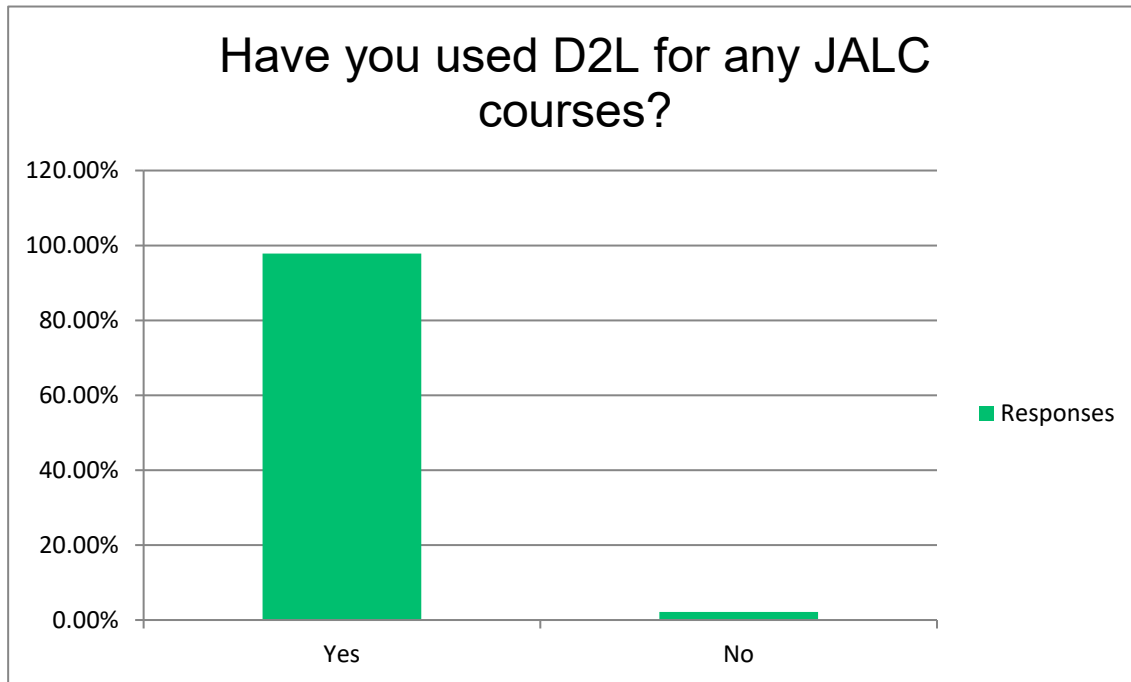
17th Annual Student Voice Survey

Spring 2023

17th Annual Student Voice Survey Spring 2023

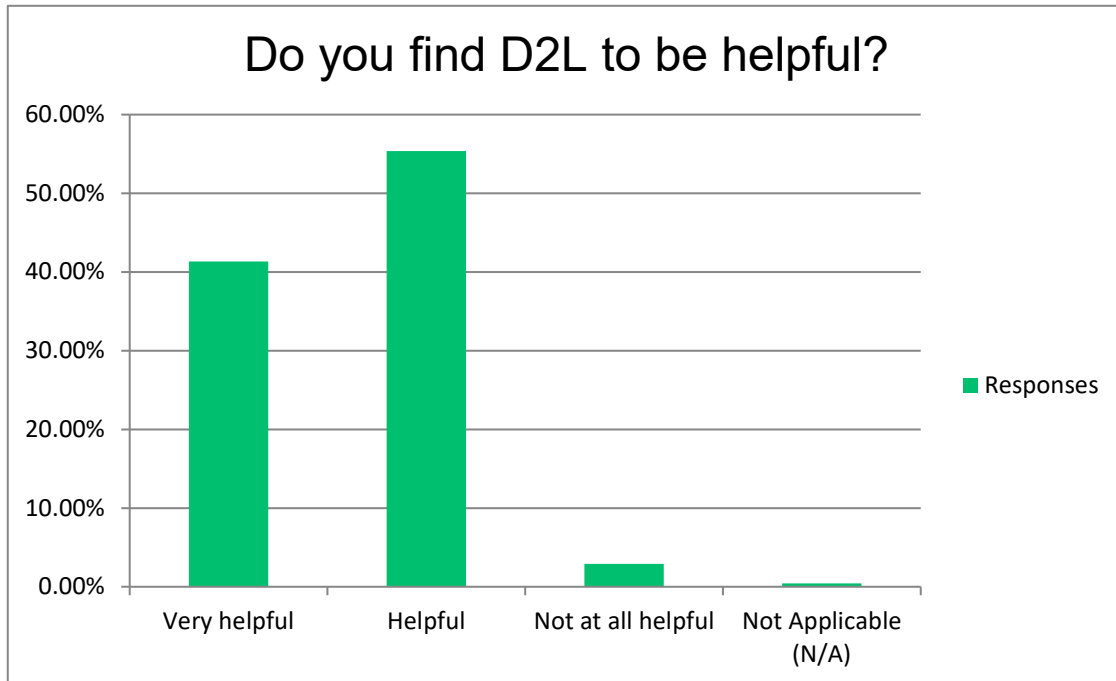
Question 1 : Have you used D2L for any JALC courses?

Answer Choices	Responses	
Yes	97.81%	268
No	2.19%	6
	Answered	274
	Skipped	0



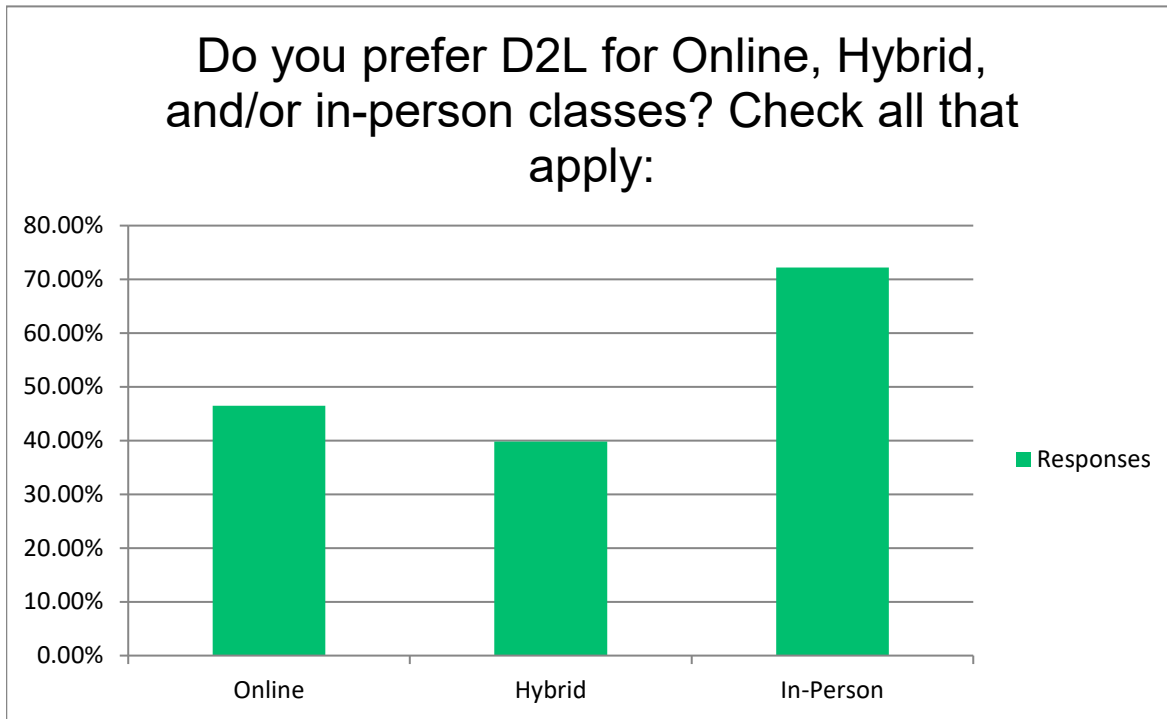
Question 2 : Do you find D2L to be helpful?

Answer Choices	Responses	
Very helpful	41.32%	100
Helpful	55.37%	134
Not at all helpful	2.89%	7
Not Applicable (N/A)	0.41%	1
Answered		242
Skipped		32



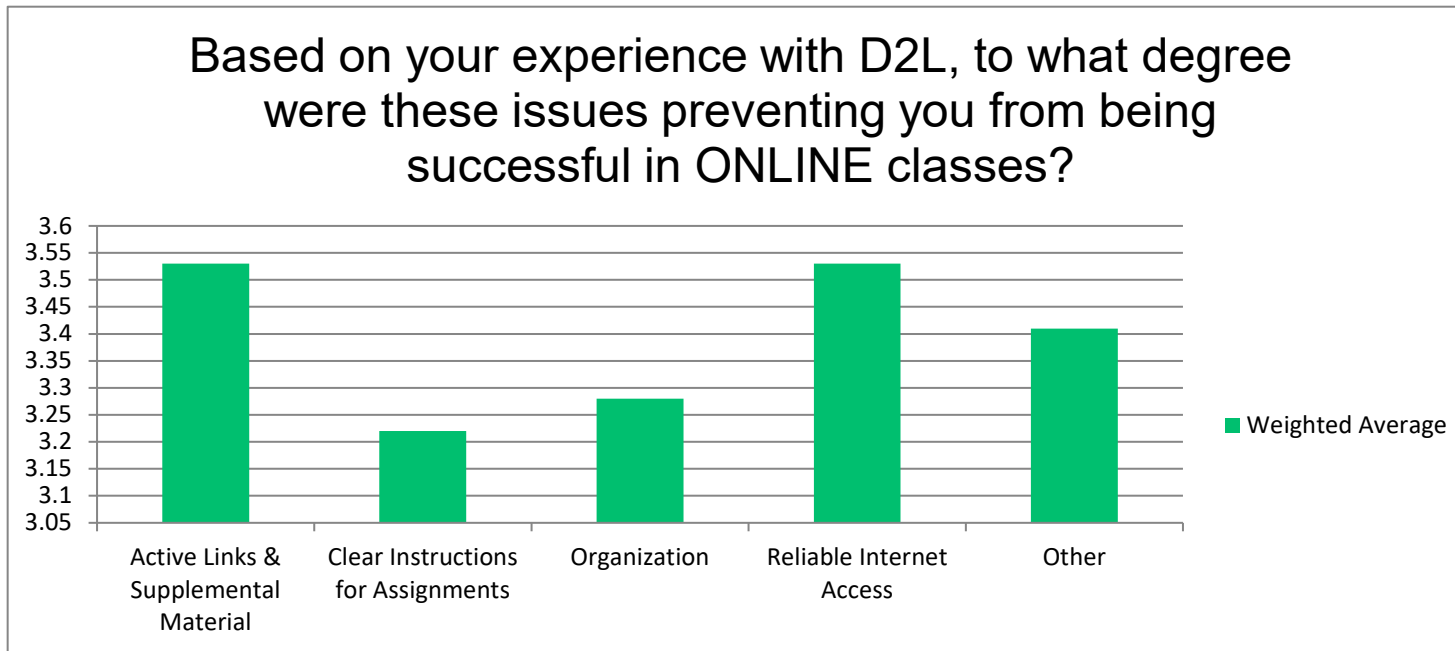
Question 3 : Do you prefer D2L for Online, Hybrid, and/or in-person classes?

Answer Choices	Responses	
Online	46.47%	112
Hybrid	39.83%	96
In-Person	72.20%	174
Answered	241	
Skipped	33	



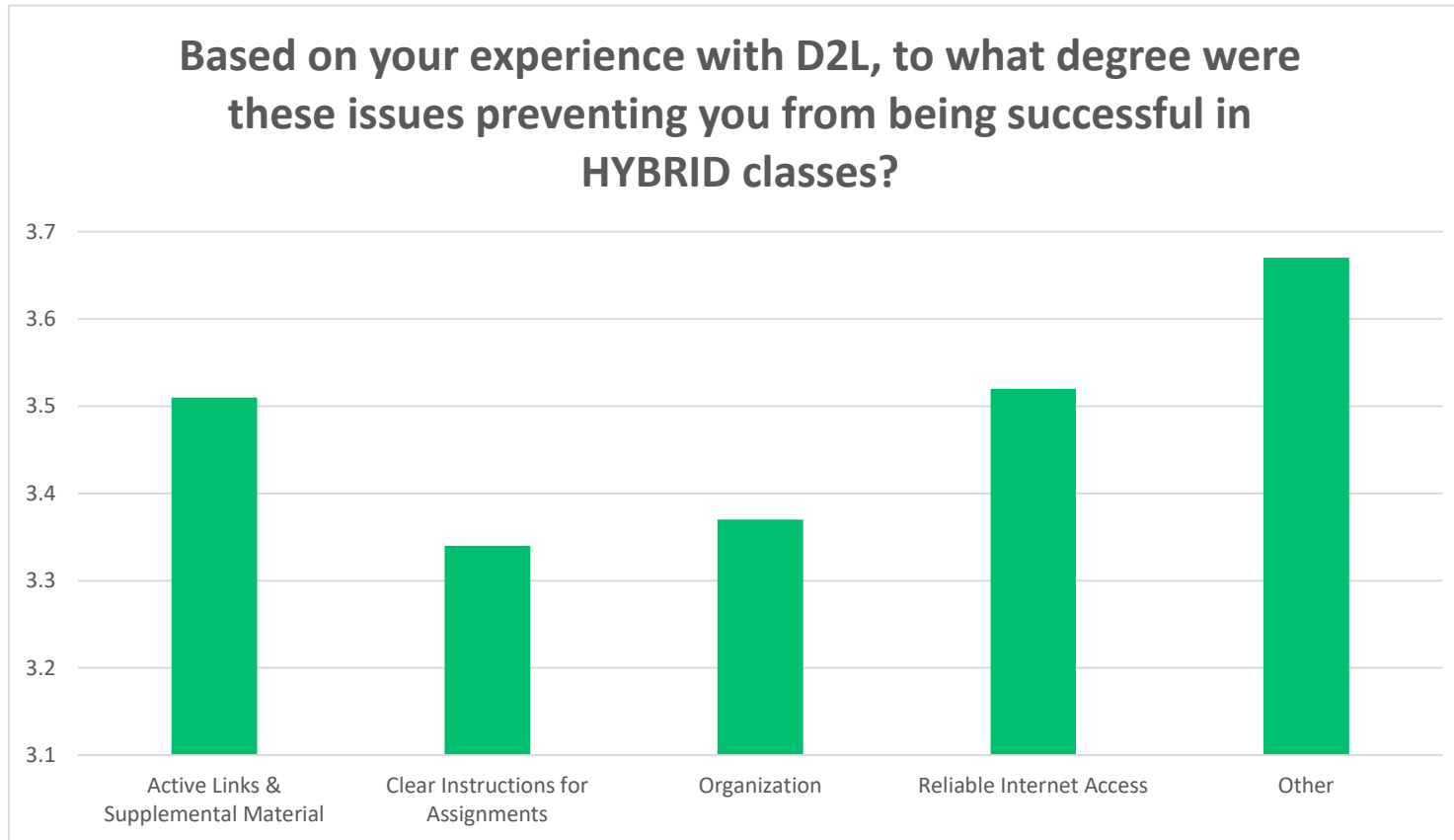
Question 4 : Based on your experience with D2L, to what degree were these issues preventing you from being successful in ONLINE classes?

	Not a problem		Somewhat a problem		Definitely a problem		Very much a problem		N/A	Total	Weighted Average	
Active Links & Supplemental Material	53.94%	130	23.65%	57	3.73%	9	2.90%	7	15.77%	38	241	3.53
Clear Instructions for Assignments	37.34%	90	33.20%	80	10.37%	25	4.15%	10	14.94%	36	241	3.22
Organization	42.08%	101	28.33%	68	8.75%	21	5.00%	12	15.83%	38	240	3.28
Reliable Internet Access	58.09%	140	17.01%	41	4.56%	11	4.56%	11	15.77%	38	241	3.53
Other	10.16%	19	1.60%	3	1.07%	2	1.60%	3	85.56%	160	187	3.41
Other (please specify)										8		
										Answered	241	
										Skipped	33	



Question 5 : Based on your experience with D2L, to what degree were these issues preventing you from being successful in HYBRID classes?

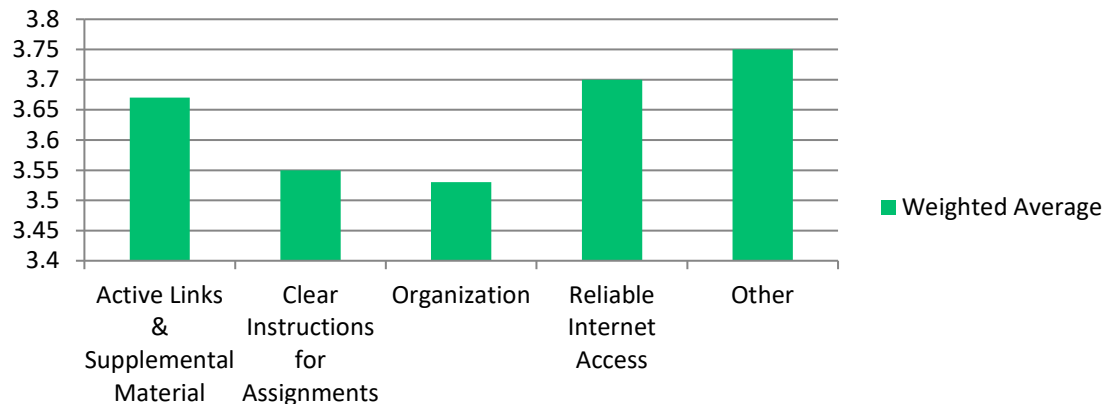
	Not a problem		Somewhat a problem		Definitely a problem		Very much a problem		N/A	Total	Weighted Average	
Active Links & Supplemental Material	42.19%	100	20.25%	48	2.53%	6	2.53%	6	32.49%	77	237	3.51
Clear Instructions for Assignments	35.17%	83	22.88%	54	7.20%	17	2.54%	6	32.20%	76	236	3.34
Organization	35.44%	84	23.21%	55	7.17%	17	1.69%	4	32.49%	77	237	3.37
Reliable Internet Access	44.49%	105	17.80%	42	2.54%	6	3.39%	8	31.78%	75	236	3.52
Other	10.05%	19	1.59%	3	0.53%	1	0.53%	1	87.30%	165	189	3.67
Other (please specify)											3	
										Answered	237	
										Skipped	37	



Question 6 : Based on your experience with D2L, to what degree were these issues preventing you from being successful in IN-PERSON classes?

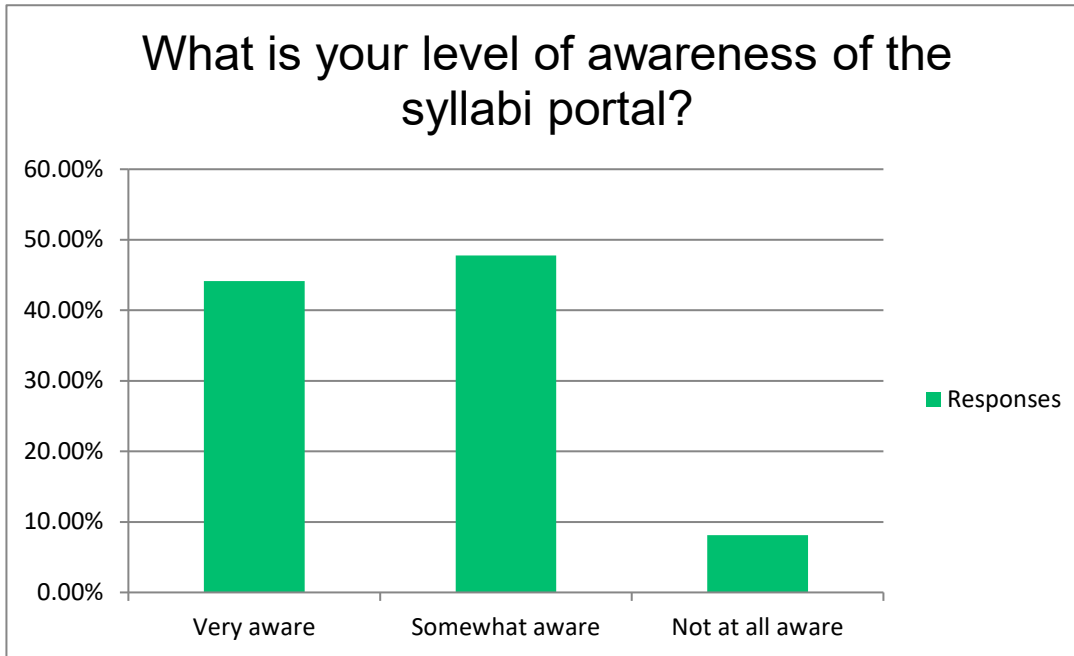
	Not a problem		Somewhat a problem		Definitely a problem		Very much a problem		N/A		Total	Weighted Average
Active Links & Supplemental Material	67.92%	163	16.67%	40	4.17%	10	1.67%	4	9.58%	23	240	3.67
Clear Instructions for Assignments	60.42%	145	24.58%	59	3.75%	9	2.92%	7	8.33%	20	240	3.55
Organization	58.33%	140	23.75%	57	6.67%	16	1.67%	4	9.58%	23	240	3.53
Reliable Internet Access	69.04%	165	15.48%	37	2.51%	6	2.09%	5	10.88%	26	239	3.7
Other	15.08%	27	1.68%	3	0.56%	1	0.56%	1	82.12%	147	179	3.75
Other (please specify)											7	
											Answered	240
											Skipped	34

Based on your experience with D2L, to what degree were these issues preventing you from being successful in IN-PERSON classes?



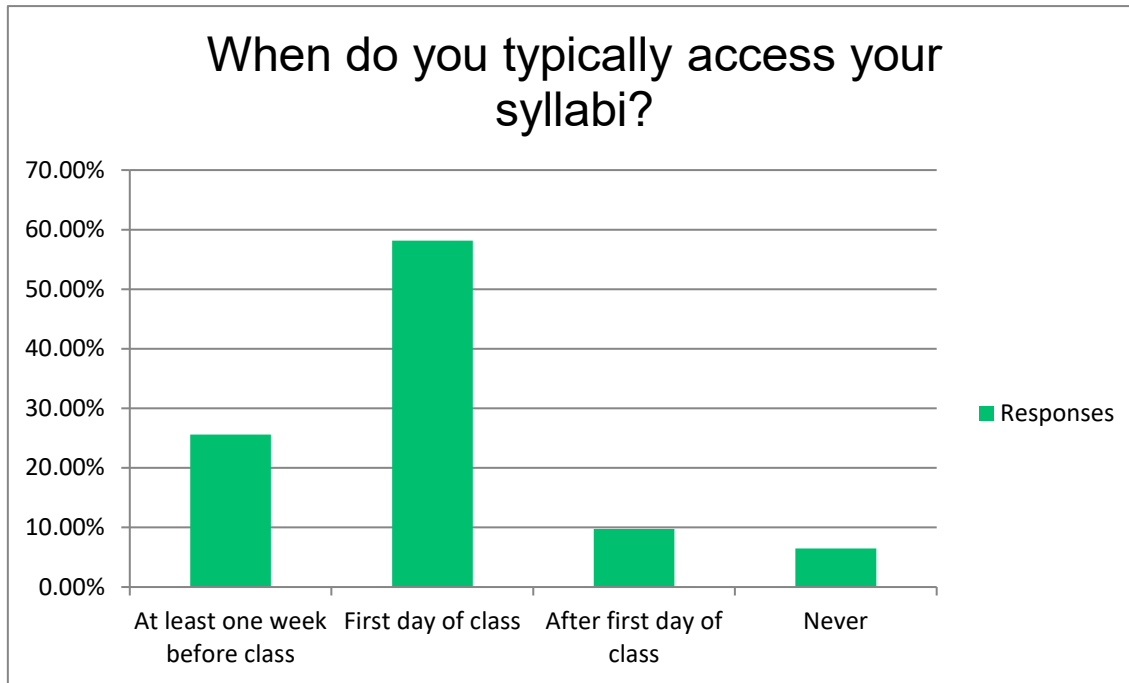
Question 8 : What is your level of awareness of the syllabi portal?

Answer Choices	Responses	
Very aware	44.13%	109
Somewhat aware	47.77%	118
Not at all aware	8.10%	20
Answered	247	
Skipped	27	



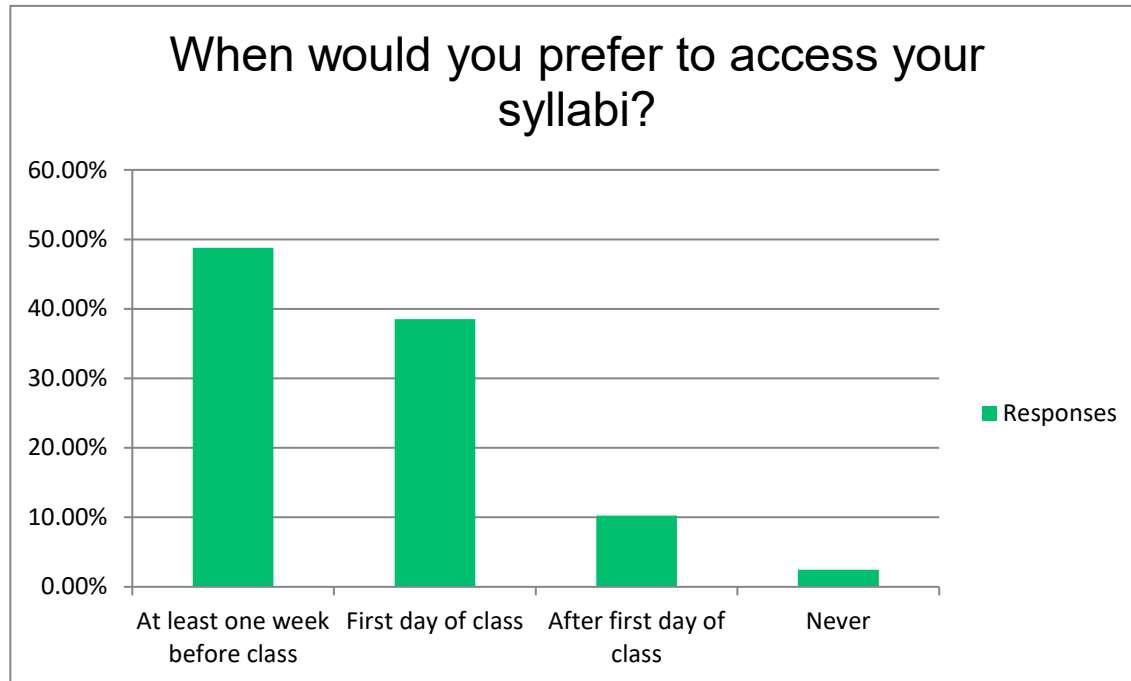
Question 9 : When do you typically access your syllabi?

Answer Choices	Responses	
At least one week before class	25.61%	63
First day of class	58.13%	143
After first day of class	9.76%	24
Never	6.50%	16
	Answered	246
	Skipped	28



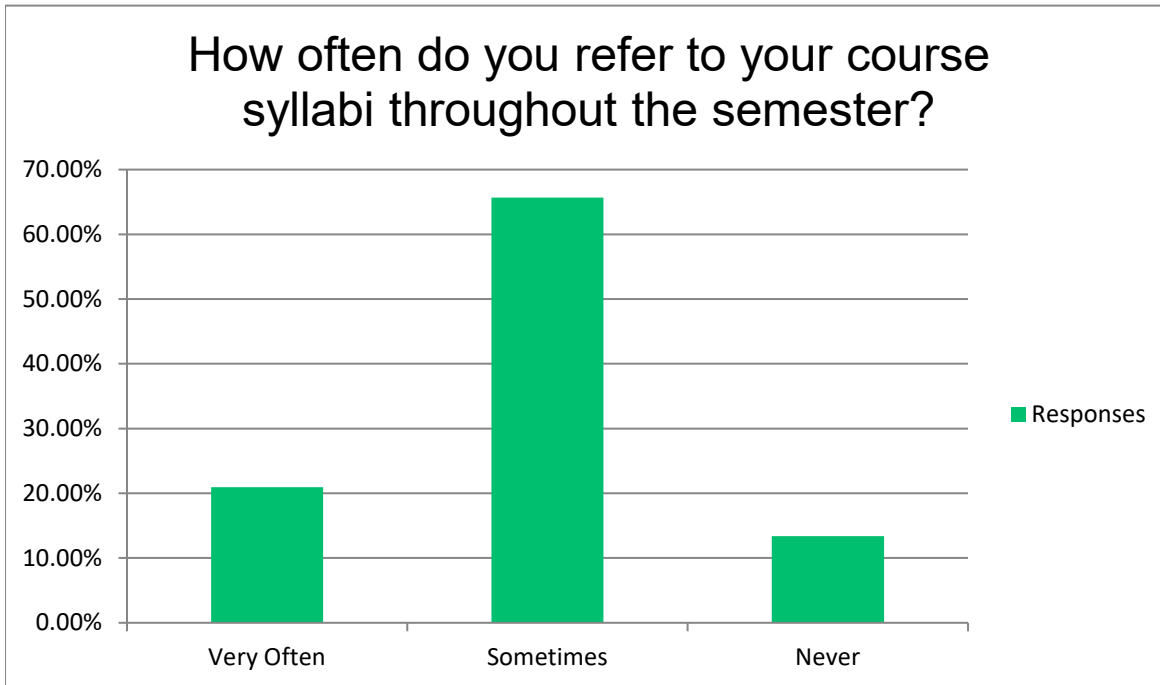
Question 10 : When do you prefer to access your syllabi?

Answer Choices	Responses	
At least one week before class	48.77%	119
First day of class	38.52%	94
After first day of class	10.25%	25
Never	2.46%	6
	Answered	244
	Skipped	30



Question 11 : How often do you refer to your course syllabi throughout the semester?

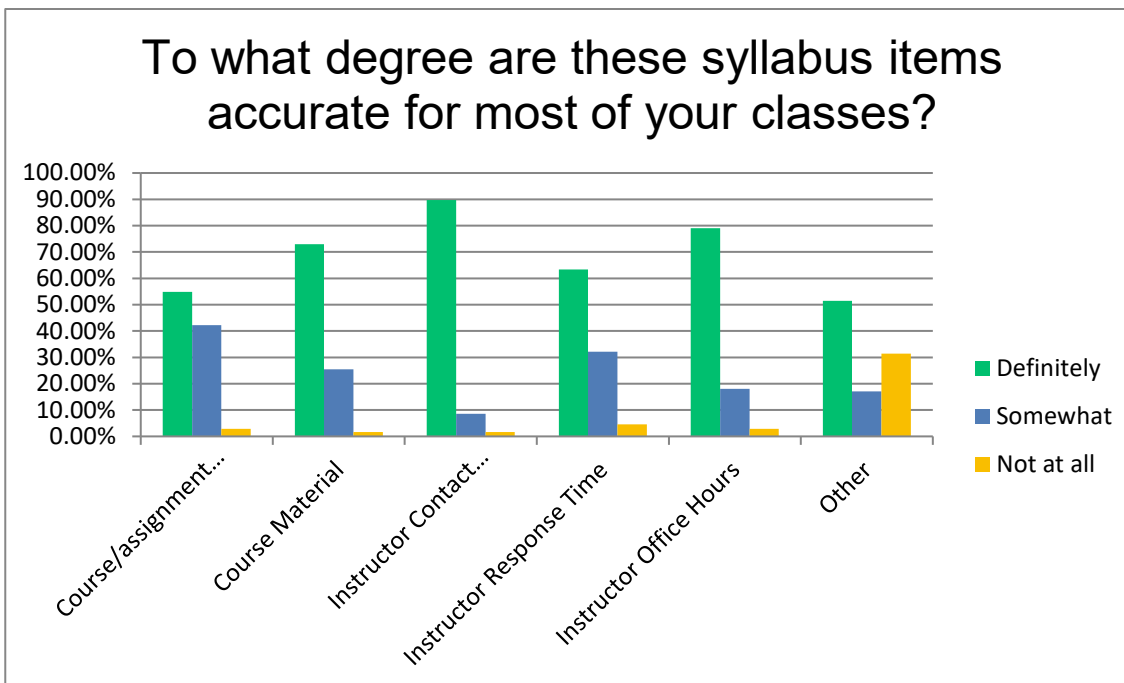
Answer Choices	Responses	
Very Often	20.92%	50
Sometimes	65.69%	157
Never	13.39%	32
	Answered	239
	Skipped	35



Question 12: To what degree are these syllabus items accurate for most of your classes?

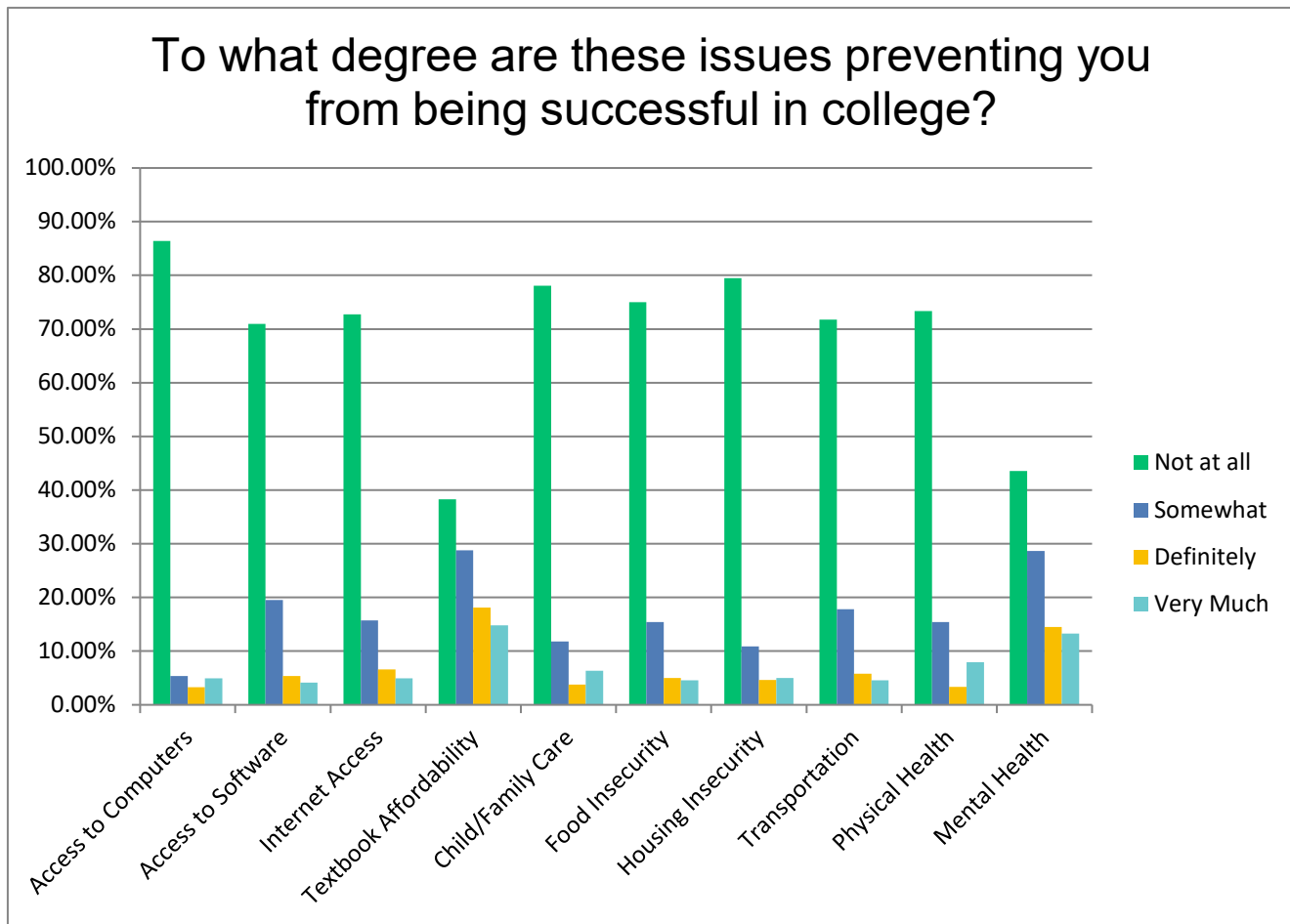
	Definitely		Somewhat		Not at all		Total
Course/assignment schedule	54.92%	134	42.21%	103	2.87%	7	244
Course Material	72.95%	178	25.41%	62	1.64%	4	244
Instructor Contact Information	89.75%	219	8.61%	21	1.64%	4	244
Instructor Response Time	63.37%	154	32.10%	78	4.53%	11	243
Instructor Office Hours	79.10%	193	18.03%	44	2.87%	7	244
Other	51.43%	18	17.14%	6	31.43%	11	35
Other (please specify)							4

Answered 244
Skipped 30



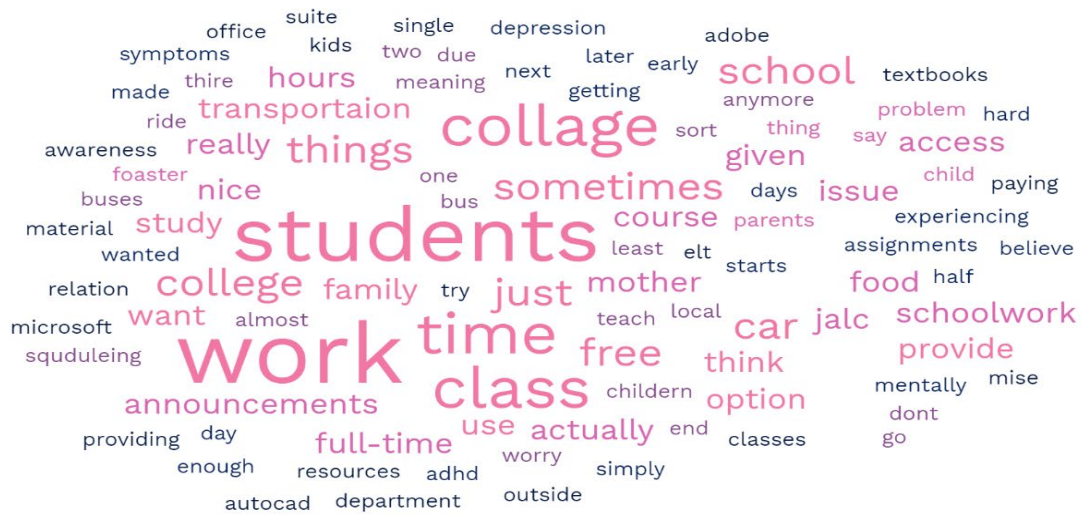
Question 14: To what degree are these issues preventing you from being successful in college?

	Not at all		Somewhat		Definitely		Very Much		Total
Access to Computers	86.42%	210	5.35%	13	3.29%	8	4.94%	12	243
Access to Software	70.95%	171	19.50%	47	5.39%	13	4.15%	10	241
Internet Access	72.73%	176	15.70%	38	6.61%	16	4.96%	12	242
Textbook Affordability	38.27%	93	28.81%	70	18.11%	44	14.81%	36	243
Child/Family Care	78.06%	185	11.81%	28	3.80%	9	6.33%	15	237
Food Insecurity	75.00%	180	15.42%	37	5.00%	12	4.58%	11	240
Housing Insecurity	79.50%	190	10.88%	26	4.60%	11	5.02%	12	239
Transportation	71.78%	173	17.84%	43	5.81%	14	4.56%	11	241
Physical Health	73.33%	176	15.42%	37	3.33%	8	7.92%	19	240
Mental Health	43.57%	105	28.63%	69	14.52%	35	13.28%	32	241
							Answered		243
							Skipped		31



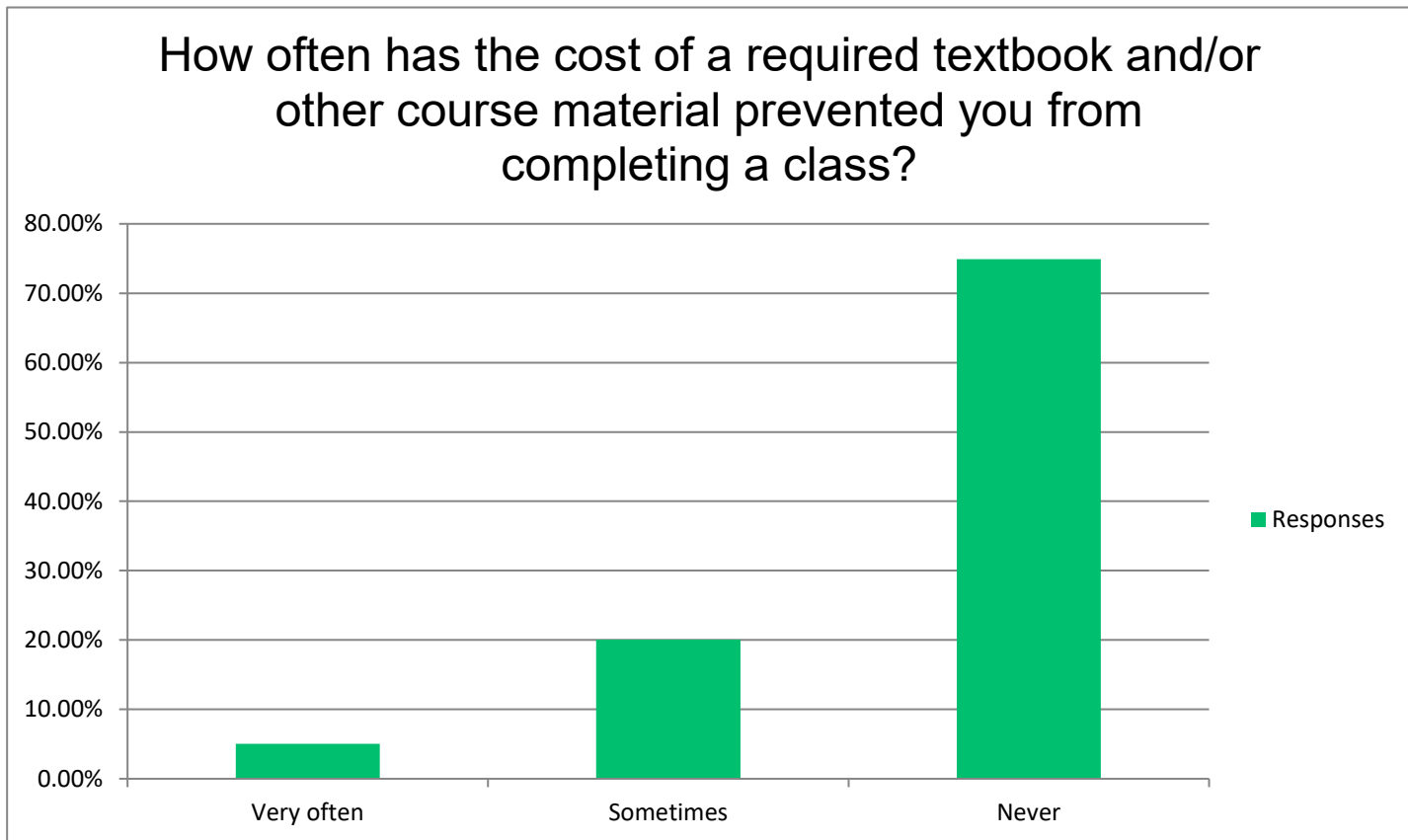
Question 15: Please share any other issues that are preventing you from being successful in college.

Answered 27
Skipped 247



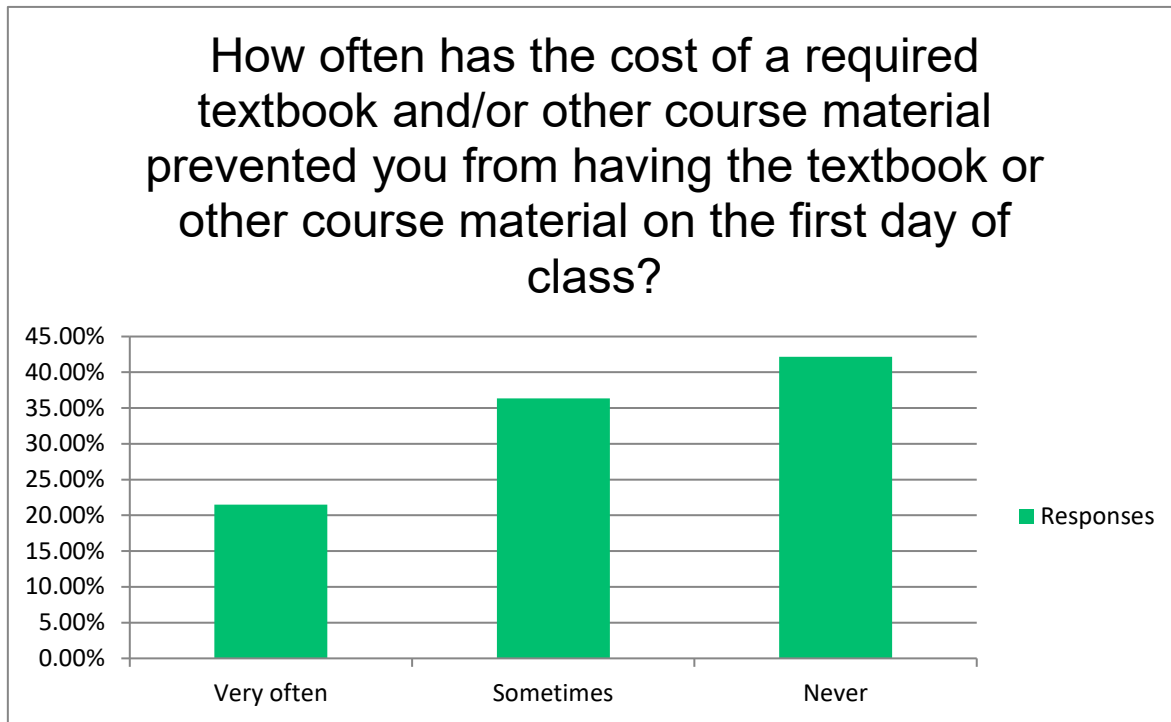
Question 16: How often as the cost of a required textbook and/or other course material prevented you from completing a class?

Answer Choices	Responses	
Very often	5.02%	12
Sometimes	20.08%	48
Never	74.90%	179
	Answered	239
	Skipped	35



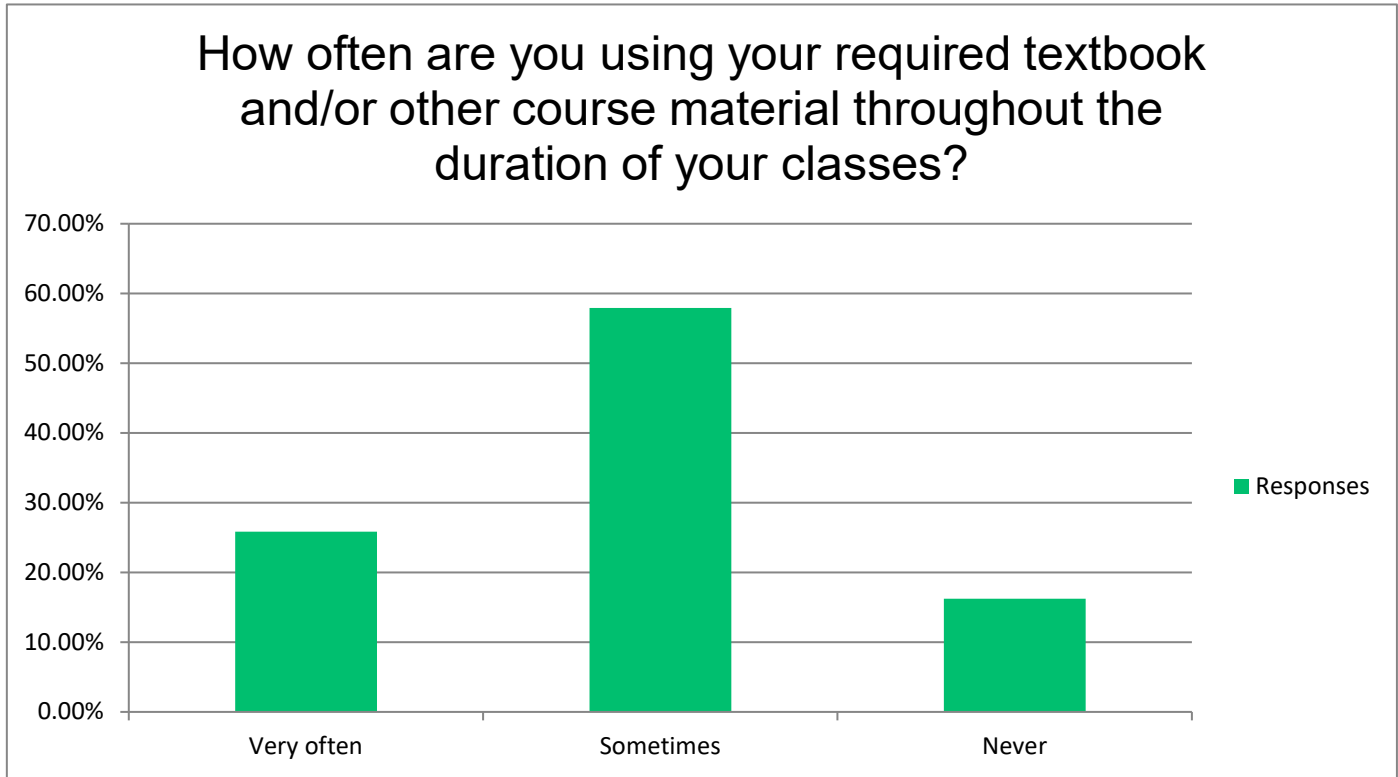
Question 17: How often as the cost of a required textbook and/or other course material prevented you from having the textbook or other course material on the first day of class?

Answer Choices	Responses	
Very often	21.49%	52
Sometimes	36.36%	88
Never	42.15%	102
Answered	242	
Skipped	32	



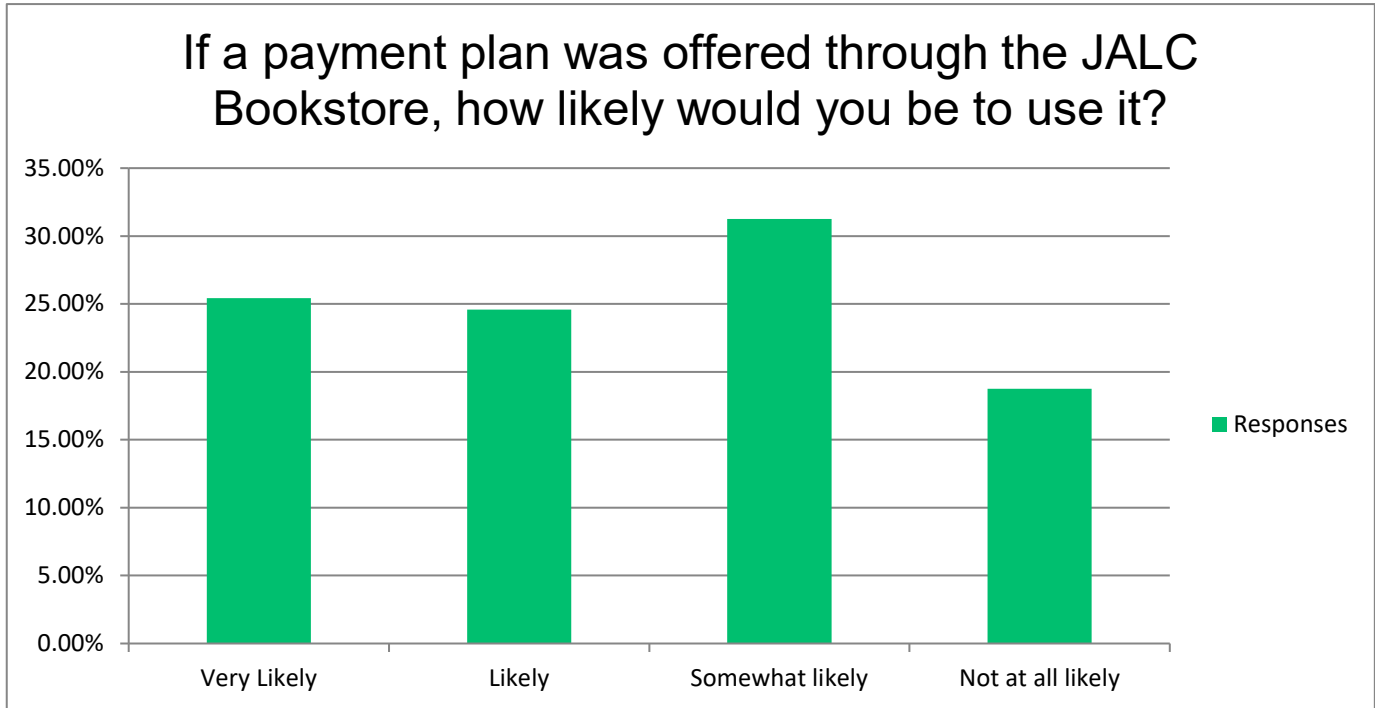
Question 18: How often as the cost of a required textbook and/or other course material throughout the duration of your classes?

Answer Choices	Responses	
Very often	25.83%	62
Sometimes	57.92%	139
Never	16.25%	39
Answered	240	
Skipped	34	



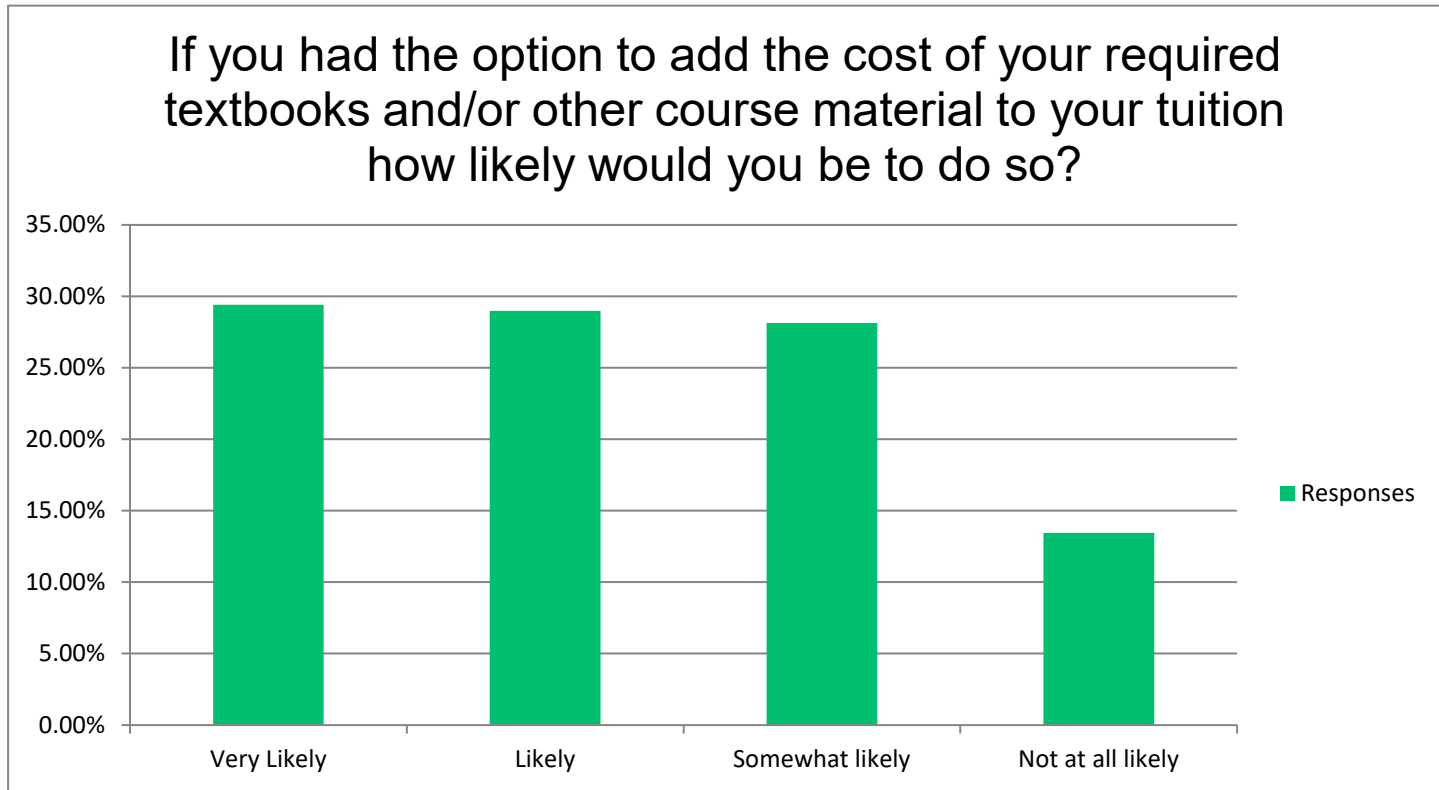
Question 19: If a payment plan was offered through the JALC Bookstore, how likely would you be to use it?

Answer Choices	Responses	
Very Likely	25.42%	61
Likely	24.58%	59
Somewhat likely	31.25%	75
Not at all likely	18.75%	45
	Answered	240
	Skipped	34



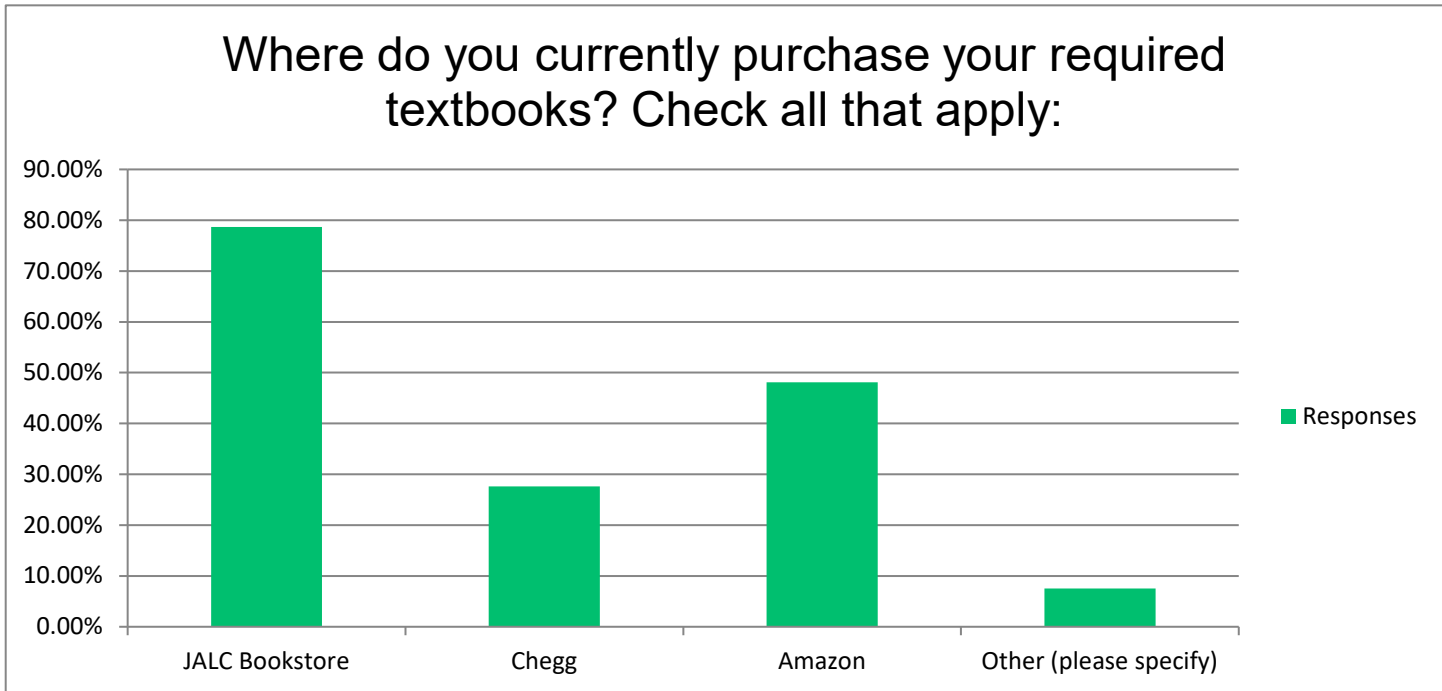
Question 20: If you had the option to add the cost of your required textbooks and/or other course material to your tuition how likely would you be to do so?

Answer Choices	Responses	
Very Likely	29.41%	70
Likely	28.99%	69
Somewhat likely	28.15%	67
Not at all likely	13.45%	32
	Answered	238
	Skipped	36



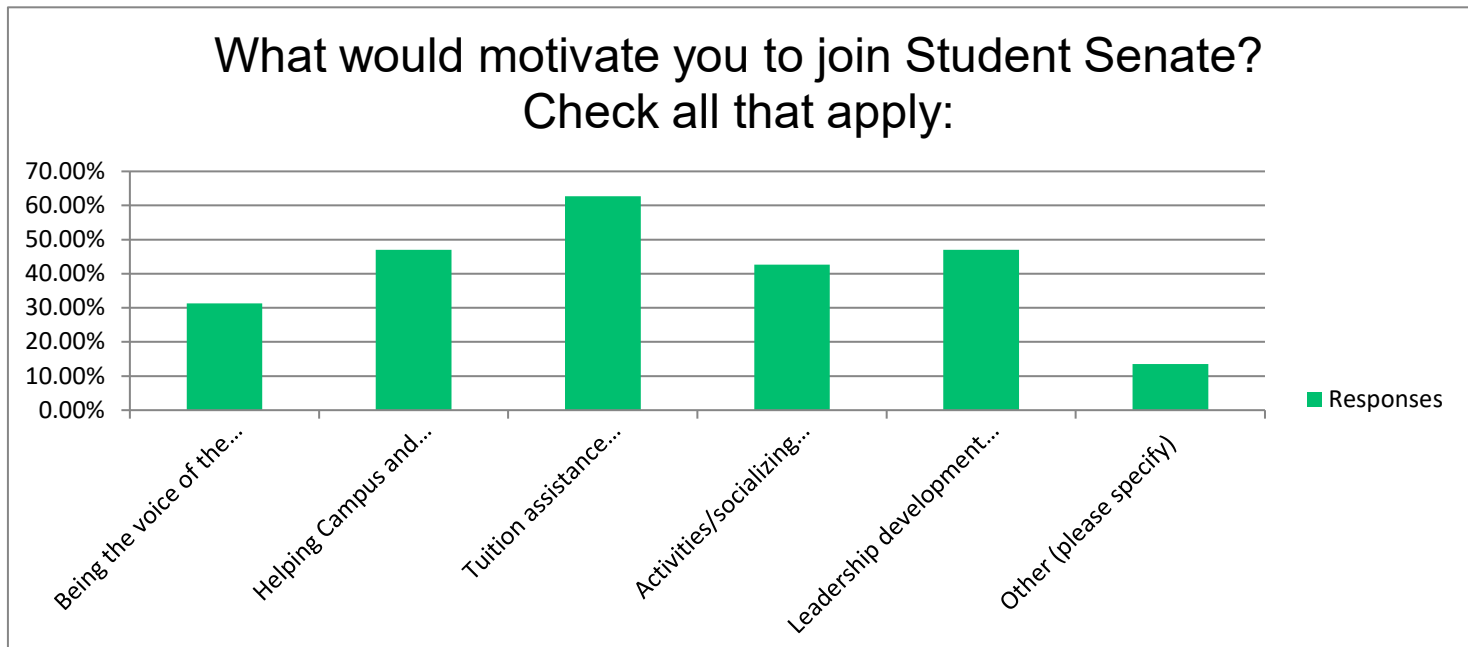
Question 21: Where do you currently purchase your required textbooks?

Answer Choices	Responses	
JALC Bookstore	78.66%	188
Chegg	27.62%	66
Amazon	48.12%	115
Other (please specify)	7.53%	18
Answered		239
Skipped		35



Question 23: What would motivate you to join Student Senate?

Answer Choices	Responses	
Being the voice of the student body (Collaborate with employees to make	31.35%	58
Helping Campus and community through service (food drive, Angel Tree, highway cleanup, etc.)	47.03%	87
Tuition assistance (currently partial waivers are provided for Student Senate	62.70%	116
Activities/socializing with other Student Senate members	42.70%	79
Leadership development (build skills in communication, teamwork,	47.03%	87
Other (please specify)	13.51%	25
	Answered	185
	Skipped	89



Question 24: If you could change one thing at John A. Logan College, what would it be?

Answered 153
Skipped 121

