

JOHN A. LOGAN COLLEGE

FY 2021 – 22

*John A. Logan College - Program Data Book
All Active Programs*



JOHN A. LOGAN COLLEGE

FY 2021 – 22

John A. Logan College - Program Data
Associate in Arts



Associate in Arts

Actuarial Science

CIP Code: *27.0199*

Curriculum Code: *000AA0086*



Actuarial Science

CIP Code: 27.0199

Curriculum Code:

000AA0086

Program:

AA

Summer 2021

Total Enrollment:

Male:

FT:

Avg Age:

Minority:

Female:

PT:

Feeder Enrl:

Feeder H.S. Enrollees

Carbondale
Carterville
Crab Orchard
DuQuoin
Elverado
Herrin
Johnston City
Marion
Murphysboro
West Frankfort
Trico
Feeder H.S. Total
Agape Christian
GED

#

%

Age

#

%

< = 17
18-20
21-25
26-30
31-40
41-50
51-60
61-70
71-80
81+
Unk
Total
Avg
<21
>60

Enrollments

SM '16
SM '17
SM '18
SM '19
SM '20
SM '21

Enrollments

SM '16 SM '17 SM '18 SM '19 SM '20 SM '21


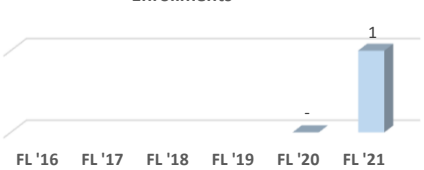

Graduates

SM '16
SM '17
SM '18
SM '19
SM '20
SM '21

Graduates

SM '16 SM '17 SM '18 SM '19 SM '20 SM '21

Demographics	Male						Female						Grand Total					
	Full-time		Part-time		Male Total		Full-time		Part-time		Female Total		Full-time		Part-time		Grand Total	
	#	%	#	%	#	%	#	%	#	%	#	%	#	%	#	%	#	%
Asian																		
American Indian / Alaskan Native																		
Black or African American																		
Hispanic																		
White																		
Native Hawaiian or Pacific Islander																		
Multiple Ethnicities																		
Unknown																		
Totals																		

 Actuarial Science		Fall 2021																	
CIP Code: 27.0199		Curriculum Code: 000AA0086				Program: AA													
Total Enrollment: 1 100.0%		Male: 1 100.0%				FT: 1 100.0%		Avg Age: 17.7											
Minority:		Female: 1 100.0%				PT:		1 100.0%		Feeder Enrl: 1 100.0%									
Feeder H.S. Enrollees		#		%		Age		#		%		Enrollments		Enrollments					
Carbondale				<= 17	1	100.0%	FL '16												
Carterville				18-20			FL '17												
Crab Orchard				21-25			FL '18												
DuQuoin				26-30			FL '19												
Elverado				31-40			FL '20	-											
Herrin	1	100.0%		41-50			FL '21	1											
Johnston City				51-60															
Marion				61-70															
Murphysboro				71-80															
West Frankfort				81+															
Trico				Unk															
Feeder H.S. Total	1	100.0%		Total	1	100.0%													
Agape Christian				Avg	17.7														
GED				<21	1	100.0%													
				>60															
		Male					Female					Grand Total							
Demographics		Full-time		Part-time		Male Total		Full-time		Part-time		Female Total		Full-time		Part-time		Grand Total	
		#	%	#	%	#	%	#	%	#	%	#	%	#	%	#	%	#	%
Asian																			
American Indian / Alaskan Native																			
Black or African American																			
Hispanic																			
White										1	100.0%	1	100.0%			1	100.0%	1	100.0%
Native Hawaiian or Pacific Islander																			
Multiple Ethnicities																			
Unknown																			
Totals										1	100.0%	1	100.0%			1	100.0%	1	100.0%



Actuarial Science

CIP Code: 27.0199

Curriculum Code: 000AA0086

Began:

Program: AA

Spring 2022

Total Enrollment:	1	100.0%	Male:			FT:	1	100.0%	Avg Age:	18.1
Minority:			Female:	1	100.0%	PT:			Feeder Enrl:	1 100.0%

Feeder H.S. Enrollees

	#	%
Carbondale		
Carterville		
Crab Orchard		
DuQuoin		
Elverado		
Herrin	1	100.0%
Johnston City		
Marion		
Murphysboro		
West Frankfort		
Trico		
Feeder H.S. Total	1	100.0%
Agape Christian		
GED		

Age

	#	%
<= 17		
18-20	1	100.0%
21-25		
26-30		
31-40		
41-50		
51-60		
61-70		
71-80		
81+		
Unk		
Total	1	100.0%
Avg	18.1	
<21	1	100.0%
>60		

Enrollments

SP '17	
SP '18	
SP '19	
SP '20	
SP '21	-
SP '22	1

Enrollments



Graduates

SP '17	
SP '18	
SP '19	
SP '20	
SP '21	-
SP '22	1

Graduates



Demographics	Male						Female						Grand Total					
	Full-time		Part-time		Male Total		Full-time		Part-time		Female Total		Full-time		Part-time		Grand Total	
	#	%	#	%	#	%	#	%	#	%	#	%	#	%	#	%	#	%
Asian																		
American Indian / Alaskan Native																		
Black or African American																		
Hispanic																		
White							1				1	100.0%	1	100.0%			1	100.0%
Native Hawaiian or Pacific Islander																		
Multiple Ethnicities																		
Unknown																		
Totals							1	100.0%			1	100.0%	1	100.0%			1	100.0%

Associate in Arts

Agribusiness Economics

CIP Code: *01.0103*

Curriculum Code: *000AA0086*



Agribusiness Economics

CIP Code: 01.0103

Curriculum Code:

000AA0086

Program:

AA

Summer 2021

Total Enrollment:

Male:

FT:

Avg Age:

Minority:

Female:

PT:

Feeder Enrl:

Feeder H.S. Enrollees

Carbondale
Carterville
Crab Orchard
DuQuoin
Elverado
Herrin
Johnston City
Marion
Murphysboro
West Frankfort
Trico
Feeder H.S. Total
Agape Christian
GED

#

%

Age


#

%

< = 17
18-20
21-25
26-30
31-40
41-50
51-60
61-70
71-80
81+
Unk
Total
Avg
<21
≥60

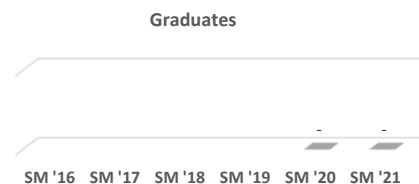
Enrollments

SM '16
SM '17
SM '18
SM '19
SM '20
SM '21



Graduates

SM '16
SM '17
SM '18
SM '19
SM '20
SM '21



Demographics	Male						Female						Grand Total					
	Full-time		Part-time		Male Total		Full-time		Part-time		Female Total		Full-time		Part-time		Grand Total	
	#	%	#	%	#	%	#	%	#	%	#	%	#	%	#	%	#	%
Asian																		
American Indian / Alaskan Native																		
Black or African American																		
Hispanic																		
White																		
Native Hawaiian or Pacific Islander																		
Multiple Ethnicities																		
Unknown																		
Totals																		



Agribusiness Economics

CIP Code: 01.0103

Curriculum Code:

000AA0086

Program:

AA

Fall 2021

Total Enrollment:	4	100.0%	Male:	4	100.0%	FT:	2	50.0%	Avg Age:	20.3	
Minority:			Female:			PT:	2	50.0%	Feeder Enrl:	2	50.0%

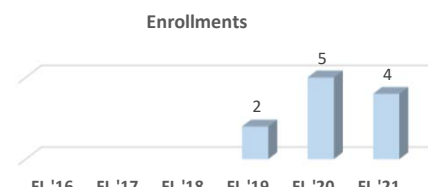
Feeder H.S. Enrollees

	#	%
Carbondale		
Carterville		
Crab Orchard	1	25.0%
DuQuoin		
Elverado		
Herrin		
Johnston City	1	25.0%
Marion		
Murphysboro		
West Frankfort		
Trico		
Feeder H.S. Total	2	50.0%
Agape Christian		
GED		

Age	#	%
<= 17		
18-20	2	50.0%
21-25	2	50.0%
26-30		
31-40		
41-50		
51-60		
61-70		
71-80		
81+		
Unk		
Total	4	100.0%
Avg	20.3	
<21	2	50.0%
>=60		


Enrollments

FL '16	
FL '17	
FL '18	
FL '19	2
FL '20	5
FL '21	4



Graduates

FL '16	
FL '17	
FL '18	
FL '19	-
FL '20	-
FL '21	1



Demographics	Male						Female						Grand Total					
	Full-time		Part-time		Male Total		Full-time		Part-time		Female Total		Full-time		Part-time		Grand Total	
	#	%	#	%	#	%	#	%	#	%	#	%	#	%	#	%	#	%
Asian																		
American Indian / Alaskan Native																		
Black or African American																		
Hispanic																		
White	2	50.0%	2	50.0%	4	100.0%							2	50.0%	2	50.0%	4	100.0%
Native Hawaiian or Pacific Islander																		
Multiple Ethnicities																		
Unknown																		
Totals	2	50.0%	2	50.0%	4	100.0%							2	50.0%	2	50.0%	4	100.0%



Agribusiness Economics

CIP Code: 01.0103

Curriculum Code: 000AA0086

Program: AA

Spring 2022

Total Enrollment:

Male:

FT:

Avg Age:

Minority:

Female:

PT:

Feeder Enrl:

Feeder H.S. Enrollees

%

Carbondale
Carterville
Crab Orchard
DuQuoin
Elverado
Herrin
Johnston City
Marion
Murphysboro
West Frankfort
Trico

Feeder H.S. Total

Agape Christian
GED

Age # %

< = 17
18-20
21-25
26-30
31-40
41-50
51-60
61-70
71-80
81+
Unk

Total

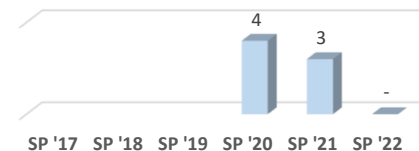
Avg

<21
>=60

Enrollments

SP '17
SP '18
SP '19
SP '20 4
SP '21 3
SP '22 -

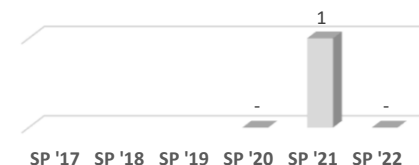
Enrollments



Graduates

SP '17
SP '18
SP '19
SP '20 -
SP '21 1
SP '22 -

Graduates



Demographics	Male						Female						Grand Total					
	Full-time		Part-time		Male Total		Full-time		Part-time		Female Total		Full-time		Part-time		Grand Total	
	#	%	#	%	#	%	#	%	#	%	#	%	#	%	#	%	#	%
Asian																		
American Indian / Alaskan Native																		
Black or African American																		
Hispanic																		
White																		
Native Hawaiian or Pacific Islander																		
Multiple Ethnicities																		
Unknown																		
Totals																		

Associate in Arts

Agriculture Education

CIP Code: **13.1301**

Curriculum Code: **000AA0086**



Agriculture Education

CIP Code: 13.1301

Curriculum Code:

000AA0086

Program:

AA

Summer 2021

Total Enrollment: 3 100.0%

Minority:

Male: 3 100.0%
Female: 3 100.0%

FT: 2 66.7%
PT: 1 33.3%

Avg Age: 19.6
Feeder Enrl: 3 100.0%


Feeder H.S. Enrollees

	#	%
Carbondale		
Carterville		
Crab Orchard		
DuQuoin		
Elverado		
Herrin		
Johnston City		
Marion	3	100.0%
Murphysboro		
West Frankfort		
Trico		
Feeder H.S. Total	3	100.0%
Agape Christian		
GED		

Age	#	%
< = 17		
18-20	3	100.0%
21-25		
26-30		
31-40		
41-50		
51-60		
61-70		
71-80		
81+		
Unk		
Total	3	100.0%
Avg	19.6	
<21	3	100.0%
>=60		

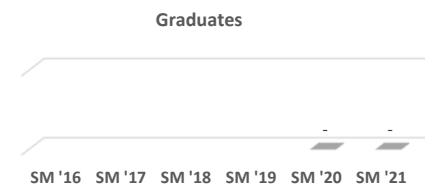
Enrollments

SM '16	
SM '17	
SM '18	
SM '19	
SM '20	-
SM '21	3



Graduates

SM '16	
SM '17	
SM '18	
SM '19	
SM '20	-
SM '21	-



Demographics	Male						Female						Grand Total					
	Full-time		Part-time		Male Total		Full-time		Part-time		Female Total		Full-time		Part-time		Grand Total	
	#	%	#	%	#	%	#	%	#	%	#	%	#	%	#	%	#	%
Asian																		
American Indian / Alaskan Native																		
Black or African American																		
Hispanic																		
White							1	33.3%	1	33.3%	2	66.7%	1	33.3%	1	33.3%	2	66.7%
Native Hawaiian or Pacific Islander																		
Multiple Ethnicities																		
Unknown							1	33.3%			1	33.3%	1	33.3%			1	33.3%
Totals							2	66.7%	1	33.3%	3	100.0%	2	66.7%	1	33.3%	3	100.0%



Agriculture Education

CIP Code: 13.1301

Curriculum Code:

000AA0086

Program:

AA

Fall 2021

Total Enrollment:	3	100.0%	Male:	1	33.3%	FT:	2	66.7%	Avg Age:	20.1
Minority:			Female:	2	66.7%	PT:	1	33.3%	Feeder Enrl:	2 66.7%

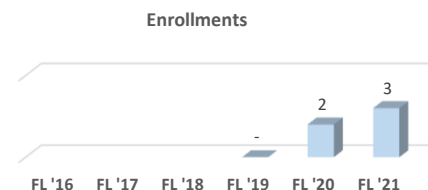
Feeder H.S. Enrollees

	#	%
Carbondale		
Carterville		
Crab Orchard		
DuQuoin		
Elverado		
Herrin		
Johnston City		
Marion	2	66.7%
Murphysboro		
West Frankfort		
Trico		
Feeder H.S. Total	2	66.7%
Agape Christian		
GED		

Age	#	%
<= 17		
18-20	2	66.7%
21-25	1	33.3%
26-30		
31-40		
41-50		
51-60		
61-70		
71-80		
81+		
Unk		
Total	3	100.0%
Avg	20.1	
<21	2	66.7%
>=60		


Enrollments

FL '16	
FL '17	
FL '18	
FL '19	-
FL '20	2
FL '21	3



Graduates

FL '16	
FL '17	
FL '18	
FL '19	-
FL '20	-
FL '21	-



Demographics	Male						Female						Grand Total					
	Full-time		Part-time		Male Total		Full-time		Part-time		Female Total		Full-time		Part-time		Grand Total	
	#	%	#	%	#	%	#	%	#	%	#	%	#	%	#	%	#	%
Asian																		
American Indian / Alaskan Native																		
Black or African American																		
Hispanic																		
White			1	33.3%	1	33.3%	1	33.3%			1	33.3%	1	33.3%	1	33.3%	2	66.7%
Native Hawaiian or Pacific Islander																		
Multiple Ethnicities																		
Unknown							1	33.3%			1	33.3%	1	33.3%			1	33.3%
Totals			1	33.3%	1	33.3%	2	66.7%			2	66.7%	2	66.7%	1	33.3%	3	100.0%



Agriculture Education

CIP Code: 13.1301

Curriculum Code: 000AA0086

Program: AA

Spring 2022

Total Enrollment:	2	100.0%	Male:			FT:	1	50.0%	Avg Age:	19.9
Minority:			Female:	2	100.0%	PT:	1	50.0%	Feeder Enrl:	2 100.0%

Feeder H.S. Enrollees

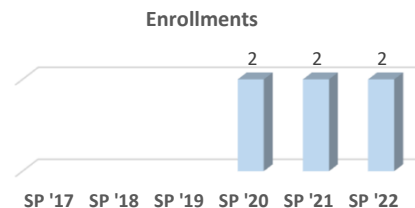
	#	%
Carbondale		
Carterville		
Crab Orchard		
DuQuoin		
Elverado		
Herrin		
Johnston City		
Marion	2	100.0%
Murphysboro		
West Frankfort		
Trico		
Feeder H.S. Total	2	100.0%
Agape Christian		
GED		

Age

	#	%
<= 17		
18-20	2	100.0%
21-25		
26-30		
31-40		
41-50		
51-60		
61-70		
71-80		
81+		
Unk		
Total	2	100.0%
Avg	19.9	
<21	2	100.0%
>=60		


Enrollments

SP '17	
SP '18	
SP '19	
SP '20	2
SP '21	2
SP '22	2



Graduates

SP '17	
SP '18	
SP '19	
SP '20	-
SP '21	-
SP '22	-



Demographics	Male						Female						Grand Total					
	Full-time		Part-time		Male Total		Full-time		Part-time		Female Total		Full-time		Part-time		Grand Total	
	#	%	#	%	#	%	#	%	#	%	#	%	#	%	#	%	#	%
Asian																		
American Indian / Alaskan Native																		
Black or African American																		
Hispanic																		
White							1	50.0%			1	50.0%	1	50.0%			1	50.0%
Native Hawaiian or Pacific Islander																		
Multiple Ethnicities																		
Unknown									1	50.0%	1	50.0%			1	50.0%	1	50.0%
Totals							1	50.0%	1	50.0%	2	100.0%	1	50.0%	1	50.0%	2	100.0%

Associate in Arts

Agriculture - General

CIP Code: *01.0000*

Curriculum Code: *000AA0086*



Agriculture - General

CIP Code: 01.0000

Curriculum Code:

000AA0086

Program:

AA

Summer 2021

Total Enrollment:

Male:

FT:

Avg Age:

Minority:

Female:

PT:

Feeder Enrl:

Feeder H.S. Enrollees

Carbondale
Carterville
Crab Orchard
DuQuoin
Elverado
Herrin
Johnston City
Marion
Murphysboro
West Frankfort
Trico
Feeder H.S. Total
Agape Christian
GED

#

%

Age

< = 17
18-20
21-25
26-30
31-40
41-50
51-60
61-70
71-80
81+
Unk
Total
Avg
<21
≥60

#

%

Enrollments

SM '16
SM '17
SM '18
SM '19
SM '20
SM '21

-
-
-
-
-
-

Enrollments

SM '16 SM '17 SM '18 SM '19 SM '20 SM '21

Graduates

SM '16
SM '17
SM '18
SM '19
SM '20
SM '21

-
-
-
-
-
-

Graduates

SM '16 SM '17 SM '18 SM '19 SM '20 SM '21

Demographics	Male						Female						Grand Total					
	Full-time		Part-time		Male Total		Full-time		Part-time		Female Total		Full-time		Part-time		Grand Total	
	#	%	#	%	#	%	#	%	#	%	#	%	#	%	#	%	#	%
Asian																		
American Indian / Alaskan Native																		
Black or African American																		
Hispanic																		
White																		
Native Hawaiian or Pacific Islander																		
Multiple Ethnicities																		
Unknown																		
Totals																		



Agriculture - General

CIP Code: 01.0000

Curriculum Code:

000AA0086

Program:

AA

Fall 2021

Total Enrollment:	2	100.0%	Male:	1	50.0%	FT:	2	100.0%	Avg Age:	19.2
Minority:			Female:	1	50.0%	PT:			Feeder Enrl:	2 100.0%


Feeder H.S. Enrollees

	#	%
Carbondale	1	50.0%
Carterville		
Crab Orchard		
DuQuoin		
Elverado	1	50.0%
Herrin		
Johnston City		
Marion		
Murphysboro		
West Frankfort		
Trico		
Feeder H.S. Total	2	100.0%
Agape Christian		
GED		

Age	#	%
<= 17		
18-20	2	100.0%
21-25		
26-30		
31-40		
41-50		
51-60		
61-70		
71-80		
81+		
Unk		
Total	2	100.0%
Avg	19.2	
<21	2	100.0%
>=60		


Enrollments

FL '16	
FL '17	
FL '18	
FL '19	-
FL '20	-
FL '21	2



Graduates

FL '16	
FL '17	
FL '18	
FL '19	-
FL '20	-
FL '21	-



Demographics	Male						Female						Grand Total					
	Full-time		Part-time		Male Total		Full-time		Part-time		Female Total		Full-time		Part-time		Grand Total	
	#	%	#	%	#	%	#	%	#	%	#	%	#	%	#	%	#	%
Asian																		
American Indian / Alaskan Native																		
Black or African American																		
Hispanic																		
White	1	50.0%			1	50.0%	1	50.0%			1	50.0%	2	100.0%			2	100.0%
Native Hawaiian or Pacific Islander																		
Multiple Ethnicities																		
Unknown																		
Totals	1	50.0%			1	50.0%	1	50.0%			1	50.0%	2	100.0%			2	100.0%



Agriculture - General

Spring 2022

CIP Code: 01.0000

Curriculum Code: 000AA0086

Program: AA

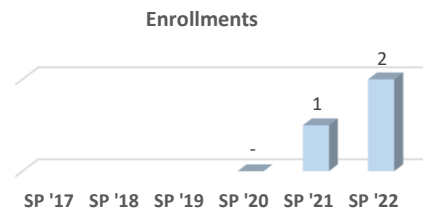
Total Enrollment:	2	100.0%	Male:	1	50.0%	FT:	2	100.0%	Avg Age:	19.6
Minority:			Female:	1	50.0%	PT:			Feeder Enrl:	2 100.0%

Feeder H.S. Enrollees	#	%
Carbondale	1	50.0%
Carterville		
Crab Orchard		
DuQuoin		
Elverado	1	50.0%
Herrin		
Johnston City		
Marion		
Murphysboro		
West Frankfort		
Trico		
Feeder H.S. Total	2	100.0%
Agape Christian		
GED		

Age	#	%
<= 17		
18-20	2	100.0%
21-25		
26-30		
31-40		
41-50		
51-60		
61-70		
71-80		
81+		
Unk		
Total	2	100.0%
Avg	19.6	
<21	2	100.0%
>=60		


Enrollments

SP '17	
SP '18	
SP '19	
SP '20	-
SP '21	1
SP '22	2



Graduates

SP '17	
SP '18	
SP '19	
SP '20	-
SP '21	-
SP '22	-



Demographics	Male						Female						Grand Total					
	Full-time		Part-time		Male Total		Full-time		Part-time		Female Total		Full-time		Part-time		Grand Total	
	#	%	#	%	#	%	#	%	#	%	#	%	#	%	#	%	#	%
Asian																		
American Indian / Alaskan Native																		
Black or African American																		
Hispanic																		
White	1	50.0%			1	50.0%	1	50.0%			1	50.0%	2	100.0%			2	100.0%
Native Hawaiian or Pacific Islander																		
Multiple Ethnicities																		
Unknown																		
Totals	1	50.0%			1	50.0%	1	50.0%			1	50.0%	2	100.0%			2	100.0%

Associate in Arts

Agriculture - Horticulture

CIP Code: **01.0699**

Curriculum Code: **000AA0086**



Agriculture - Horticulture

CIP Code: 01.0699

Curriculum Code:

000AA0086

Program:

AA

Summer 2021

Total Enrollment:	4	100.0%	Male:			FT:	3	75.0%	Avg Age:	21.2	
Minority:	1	25.0%	Female:	4	100.0%	PT:	1	25.0%	Feeder Enrl:	2	50.0%


Feeder H.S. Enrollees

	#	%
Carbondale	1	25.0%
Carterville		
Crab Orchard	1	25.0%
DuQuoin		
Elverado		
Herrin		
Johnston City		
Marion		
Murphysboro		
West Frankfort		
Trico		
Feeder H.S. Total	2	50.0%
Agape Christian		
GED	1	25.0%

Age	#	%
< = 17		
18-20	3	75.0%
21-25		
26-30	1	25.0%
31-40		
41-50		
51-60		
61-70		
71-80		
81+		
Unk		
Total	4	100.0%
Avg	21.2	
<21	3	75.0%
>=60		

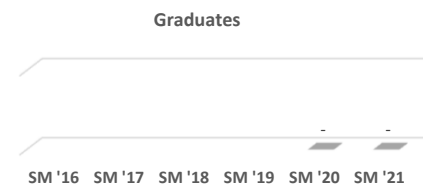
Enrollments

SM '16	
SM '17	
SM '18	
SM '19	
SM '20	1
SM '21	4



Graduates

SM '16	
SM '17	
SM '18	
SM '19	
SM '20	-
SM '21	-



Demographics	Male						Female						Grand Total					
	Full-time		Part-time		Male Total		Full-time		Part-time		Female Total		Full-time		Part-time		Grand Total	
	#	%	#	%	#	%	#	%	#	%	#	%	#	%	#	%	#	%
Asian																		
American Indian / Alaskan Native																		
Black or African American							1	25.0%			1	25.0%	1	25.0%			1	25.0%
Hispanic																		
White							2	50.0%	1	25.0%	3	75.0%	2	50.0%	1	25.0%	3	75.0%
Native Hawaiian or Pacific Islander																		
Multiple Ethnicities																		
Unknown																		
Totals							3	75.0%	1	25.0%	4	100.0%	3	75.0%	1	25.0%	4	100.0%



Agriculture - Horticulture

CIP Code:

01.0699

Curriculum Code:

000AA0086

Program:

AA

Fall 2021

Total Enrollment:	5	100.0%	Male:	1	20.0%	FT:	4	80.0%	Avg Age:	21.0
Minority:	1	20.0%	Female:	4	80.0%	PT:	1	20.0%	Feeder Enrl:	2 40.0%


Feeder H.S. Enrollees

	#	%
Carbondale	1	20.0%
Carterville		
Crab Orchard		
DuQuoin	1	20.0%
Elverado		
Herrin		
Johnston City		
Marion		
Murphysboro		
West Frankfort		
Trico		
Feeder H.S. Total	2	40.0%
Agape Christian		
GED	1	20.0%

Age	#	%
<= 17		
18-20	4	80.0%
21-25		
26-30	1	20.0%
31-40		
41-50		
51-60		
61-70		
71-80		
81+		
Unk		
Total	5	100.0%
Avg	21.0	
<21	4	80.0%
>=60		

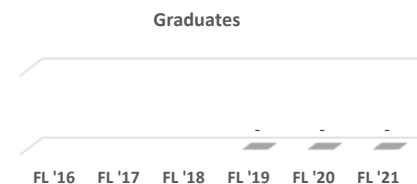
Enrollments

FL '16	
FL '17	
FL '18	
FL '19	-
FL '20	4
FL '21	5



Graduates

FL '16	
FL '17	
FL '18	
FL '19	-
FL '20	-
FL '21	-



Demographics	Male						Female						Grand Total					
	Full-time		Part-time		Male Total		Full-time		Part-time		Female Total		Full-time		Part-time		Grand Total	
	#	%	#	%	#	%	#	%	#	%	#	%	#	%	#	%	#	%
Asian																		
American Indian / Alaskan Native																		
Black or African American							1	20.0%			1	20.0%	1	20.0%			1	20.0%
Hispanic																		
White	1	20.0%			1	20.0%	2	40.0%	1	20.0%	3	60.0%	3	60.0%	1	20.0%	4	80.0%
Native Hawaiian or Pacific Islander																		
Multiple Ethnicities																		
Unknown																		
Totals	1	20.0%			1	20.0%	3	60.0%	1	20.0%	4	80.0%	4	80.0%	1	20.0%	5	100.0%



Agriculture - Horticulture

Spring 2022

CIP Code:

01.0699

Curriculum Code:

000AA0086

Program:

AA

Total Enrollment:	5	100.0%	Male:	1	20.0%	FT:	4	80.0%	Avg Age:	21.5
Minority:	1	20.0%	Female:	4	80.0%	PT:	1	20.0%	Feeder Enrl:	2 40.0%

Feeder H.S. Enrollees

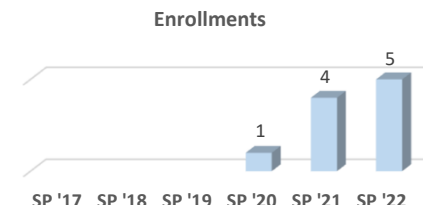
	#	%
Carbondale	1	20.0%
Carterville		
Crab Orchard		
DuQuoin	1	20.0%
Elverado		
Herrin		
Johnston City		
Marion		
Murphysboro		
West Frankfort		
Trico		
Feeder H.S. Total	2	40.0%
Agape Christian		
GED	1	20.0%

Age

	#	%
< = 17		
18-20	2	40.0%
21-25	2	40.0%
26-30	1	20.0%
31-40		
41-50		
51-60		
61-70		
71-80		
81+		
Unk		
Total	5	100.0%
Avg	21.5	
<21	2	40.0%
>=60		


Enrollments

SP '17	
SP '18	
SP '19	
SP '20	1
SP '21	4
SP '22	5



Graduates

SP '17	
SP '18	
SP '19	
SP '20	-
SP '21	1
SP '22	2



Demographics	Male						Female						Grand Total					
	Full-time		Part-time		Male Total		Full-time		Part-time		Female Total		Full-time		Part-time		Grand Total	
	#	%	#	%	#	%	#	%	#	%	#	%	#	%	#	%	#	%
Asian																		
American Indian / Alaskan Native																		
Black or African American							1	20.0%			1	20.0%	1	20.0%			1	20.0%
Hispanic																		
White	1	20.0%			1	20.0%	2	40.0%	1	20.0%	3	60.0%	3	60.0%	1	20.0%	4	80.0%
Native Hawaiian or Pacific Islander																		
Multiple Ethnicities																		
Unknown																		
Totals	1	20.0%			1	20.0%	3	60.0%	1	20.0%	4	80.0%	4	80.0%	1	20.0%	5	100.0%

Associate in Arts

Agricultural Mechanization

CIP Code: *01.0201*

Curriculum Code: *000AA0086*



Agricultural Mechanization

CIP Code:

01.0201

Curriculum Code:

000AA0086

Program:

AA

Summer 2021

Total Enrollment:

Male:

FT:

Avg Age:

Minority:

Female:

PT:

Feeder Enrl:

Feeder H.S. Enrollees

Carbondale
Carterville
Crab Orchard
DuQuoin
Elverado
Herrin
Johnston City
Marion
Murphysboro
West Frankfort
Trico
Feeder H.S. Total
Agape Christian
GED

#

%

Age

#

%

< = 17
18-20
21-25
26-30
31-40
41-50
51-60
61-70
71-80
81+
Unk
Total
Avg
<21
≥60

Enrollments

SM '16
SM '17
SM '18
SM '19
SM '20
SM '21

-
-
-
-
-
-

Enrollments



Graduates

SM '16
SM '17
SM '18
SM '19
SM '20
SM '21

-
-
-
-
-
-

Graduates



Demographics	Male						Female						Grand Total					
	Full-time		Part-time		Male Total		Full-time		Part-time		Female Total		Full-time		Part-time		Grand Total	
	#	%	#	%	#	%	#	%	#	%	#	%	#	%	#	%	#	%
Asian																		
American Indian / Alaskan Native																		
Black or African American																		
Hispanic																		
White																		
Native Hawaiian or Pacific Islander																		
Multiple Ethnicities																		
Unknown																		
Totals																		



Agricultural Mechanization

CIP Code:

01.0201

Curriculum Code:

000AA0086

Program:

AA

Fall 2021

Total Enrollment:

Male:

FT:

Avg Age:

Minority:

Female:

PT:

Feeder Enrl:

Feeder H.S. Enrollees

Carbondale
Carterville
Crab Orchard
DuQuoin
Elverado
Herrin
Johnston City
Marion
Murphysboro
West Frankfort
Trico
Feeder H.S. Total
Agape Christian
GED

#

%

Age

<= 17
18-20
21-25
26-30
31-40
41-50
51-60
61-70
71-80
81+
Unk
Total
Avg
<21
>=60

#

%

Enrollments

FL '16
FL '17
FL '18
FL '19
FL '20
FL '21

Enrollments

FL '16 FL '17 FL '18 FL '19 FL '20 FL '21

Graduates

FL '16
FL '17
FL '18
FL '19
FL '20
FL '21

Graduates

FL '16 FL '17 FL '18 FL '19 FL '20 FL '21

Demographics	Male						Female						Grand Total					
	Full-time		Part-time		Male Total		Full-time		Part-time		Female Total		Full-time		Part-time		Grand Total	
	#	%	#	%	#	%	#	%	#	%	#	%	#	%	#	%	#	%
Asian																		
American Indian / Alaskan Native																		
Black or African American																		
Hispanic																		
White																		
Native Hawaiian or Pacific Islander																		
Multiple Ethnicities																		
Unknown																		
Totals																		



Agricultural Mechanization

CIP Code: 01.0201

Curriculum Code: 000AA0086

Program: AA

Spring 2022

Total Enrollment:

Male:

FT:

Avg Age:

Minority:

Female:

PT:

Feeder Enrl:

Feeder H.S. Enrollees

#

%

Age

#

%

Enrollments

Enrollments

Carbondale

< = 17

SP '17

Carterville

18-20

SP '18

Crab Orchard

21-25

SP '19

DuQuoin

26-30

SP '20

Elverado

31-40

SP '21

Herrin

41-50

SP '22

Johnston City

51-60

Marion

61-70

Murphysboro

71-80

West Frankfort

81+

Trico

Unk

Feeder H.S. Total

Total

Agape Christian

Avg

GED

<21

>=60

Graduates

Graduates

SP '17

SP '18

SP '19

SP '20

SP '21

SP '22

Demographics	Male						Female						Grand Total					
	Full-time		Part-time		Male Total		Full-time		Part-time		Female Total		Full-time		Part-time		Grand Total	
	#	%	#	%	#	%	#	%	#	%	#	%	#	%	#	%	#	%
Asian																		
American Indian / Alaskan Native																		
Black or African American																		
Hispanic																		
White																		
Native Hawaiian or Pacific Islander																		
Multiple Ethnicities																		
Unknown																		
Totals																		

Associate in Arts

Animal Science

CIP Code: **01.0901**

Curriculum Code: **000AA0086**



Animal Science

CIP Code:

01.0901

Curriculum Code:

000AA0086

Program:

AA

Summer 2021

Total Enrollment:	1	100.0%	Male:			FT:			Avg Age:	20.0
Minority:			Female:	1	100.0%	PT:	1	100.0%	Feeder Enrl:	1 100.0%

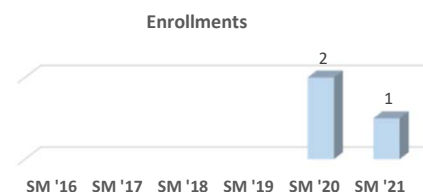
Feeder H.S. Enrollees

	#	%
Carbondale		
Carterville		
Crab Orchard		
DuQuoin	1	100.0%
Elverado		
Herrin		
Johnston City		
Marion		
Murphysboro		
West Frankfort		
Trico		
Feeder H.S. Total	1	100.0%
Agape Christian		
GED		

Age	#	%
<= 17		
18-20	1	100.0%
21-25		
26-30		
31-40		
41-50		
51-60		
61-70		
71-80		
81+		
Unk		
Total	1	100.0%
Avg	20.0	
<21	1	100.0%
>=60		

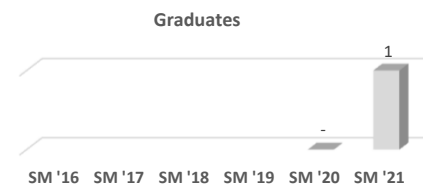
Enrollments

SM '16	
SM '17	
SM '18	
SM '19	
SM '20	2
SM '21	1



Graduates

SM '16	
SM '17	
SM '18	
SM '19	
SM '20	-
SM '21	1



Demographics	Male						Female						Grand Total					
	Full-time		Part-time		Male Total		Full-time		Part-time		Female Total		Full-time		Part-time		Grand Total	
	#	%	#	%	#	%	#	%	#	%	#	%	#	%	#	%	#	%
Asian																		
American Indian / Alaskan Native																		
Black or African American																		
Hispanic																		
White									1	100.0%	1	100.0%			1	100.0%	1	100.0%
Native Hawaiian or Pacific Islander																		
Multiple Ethnicities																		
Unknown																		
Totals									1	100.0%	1	100.0%			1	100.0%	1	100.0%



Animal Science

CIP Code: 01.0901

Curriculum Code: 000AA0086

Program: AA

Fall 2021

Total Enrollment:	3	100.0%	Male:			FT:	1	33.3%	Avg Age:	20.7
Minority:			Female:	3	100.0%	PT:	2	66.7%	Feeder Enrl:	2 66.7%

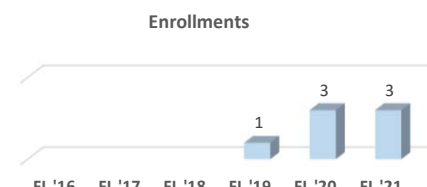
Feeder H.S. Enrollees

#	%
Carbondale	
Carterville	
Crab Orchard	
DuQuoin	
Elverado	
Herrin	
Johnston City	
Marion	1 33.3%
Murphysboro	
West Frankfort	1 33.3%
Trico	
Feeder H.S. Total	2 66.7%
Agape Christian	
GED	

Age	#	%
<= 17		
18-20	2	66.7%
21-25	1	33.3%
26-30		
31-40		
41-50		
51-60		
61-70		
71-80		
81+		
Unk		
Total	3	100.0%
Avg	20.7	
<21	2	66.7%
>=60		


Enrollments

FL '16	
FL '17	
FL '18	
FL '19	1
FL '20	3
FL '21	3



Graduates

FL '16	
FL '17	
FL '18	
FL '19	-
FL '20	-
FL '21	-



Demographics	Male						Female						Grand Total					
	Full-time		Part-time		Male Total		Full-time		Part-time		Female Total		Full-time		Part-time		Grand Total	
	#	%	#	%	#	%	#	%	#	%	#	%	#	%	#	%	#	%
Asian																		
American Indian / Alaskan Native																		
Black or African American																		
Hispanic																		
White							1	33.3%	2	66.7%	3	100.0%	1	33.3%	2	66.7%	3	100.0%
Native Hawaiian or Pacific Islander																		
Multiple Ethnicities																		
Unknown																		
Totals							1	33.3%	2	66.7%	3	100.0%	1	33.3%	2	66.7%	3	100.0%



Animal Science

CIP Code:

01.0901

Curriculum Code:

000AA0086

Program:

AA

Spring 2022

Total Enrollment:	2	100.0%	Male:	1	50.0%	FT:	1	50.0%	Avg Age:	31.3
Minority:			Female:	1	50.0%	PT:	1	50.0%	Feeder Enrl:	2 100.0%

Feeder H.S. Enrollees

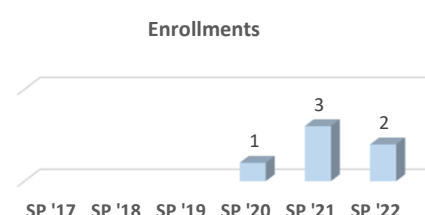
	#	%
Carbondale		
Carterville		
Crab Orchard		
DuQuoin		
Elverado		
Herrin	1	50.0%
Johnston City		
Marion		
Murphysboro		
West Frankfort	1	50.0%
Trico		
Feeder H.S. Total	2	100.0%
Agape Christian		
GED		

Age

	#	%
<= 17		
18-20		
21-25	1	50.0%
26-30		
31-40	1	50.0%
41-50		
51-60		
61-70		
71-80		
81+		
Unk		
Total	2	100.0%
Avg	31.3	
<21		
>=60		


Enrollments

SP '17	
SP '18	
SP '19	
SP '20	1
SP '21	3
SP '22	2



Graduates

SP '17	
SP '18	
SP '19	
SP '20	-
SP '21	-
SP '22	1



Demographics	Male						Female						Grand Total					
	Full-time		Part-time		Male Total		Full-time		Part-time		Female Total		Full-time		Part-time		Grand Total	
	#	%	#	%	#	%	#	%	#	%	#	%	#	%	#	%	#	%
Asian																		
American Indian / Alaskan Native																		
Black or African American																		
Hispanic																		
White	1	50.0%			1	50.0%			1	50.0%	1	50.0%	1	50.0%	1	50.0%	2	100.0%
Native Hawaiian or Pacific Islander																		
Multiple Ethnicities																		
Unknown																		
Totals	1	50.0%			1	50.0%			1	50.0%	1	50.0%	1	50.0%	1	50.0%	2	100.0%

Associate in Arts

Art

CIP Code: **50.0701**

Curriculum Code: **000AA0086**

**Art**

CIP Code:

50.0701

Curriculum Code:

000AA0086

Program:

AA

Summer 2021**Total Enrollment:****Male:****FT:****Avg Age:****Minority:****Female:****PT:****Feeder Enrl:****Feeder H.S. Enrollees**

Carbondale
Carterville
Crab Orchard
DuQuoin
Elverado
Herrin
Johnston City
Marion
Murphysboro
West Frankfort
Trico
Feeder H.S. Total
Agape Christian
GED

#

%

Age

< = 17
18-20
21-25
26-30
31-40
41-50
51-60
61-70
71-80
81+
Unk
Total
Avg
<21
≥60

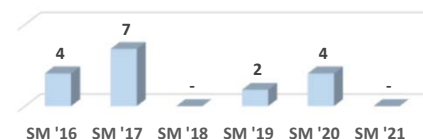
#

%

Enrollments

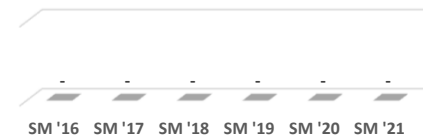
SM '16 4
SM '17 7
SM '18 -
SM '19 2
SM '20 4
SM '21 -

Enrollments


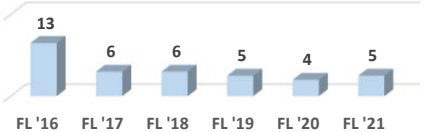

**Graduates**

SM '16 -
SM '17 -
SM '18 -
SM '19 -
SM '20 -
SM '21 -

Graduates



Demographics	Male						Female						Grand Total					
	Full-time		Part-time		Male Total		Full-time		Part-time		Female Total		Full-time		Part-time		Grand Total	
	#	%	#	%	#	%	#	%	#	%	#	%	#	%	#	%	#	%
Asian																		
American Indian / Alaskan Native																		
Black or African American																		
Hispanic																		
White																		
Native Hawaiian or Pacific Islander																		
Multiple Ethnicities																		
Unknown																		
Totals																		

		Art		Fall 2021																																																																																																																																																																																																																																																												
CIP Code:		50.0701		Curriculum Code:		000AA0086		Program:		AA																																																																																																																																																																																																																																																						
Total Enrollment:		5		100.0%		Male:		2		40.0%		FT:		4		80.0%		Avg Age:		27.5																																																																																																																																																																																																																																												
Minority:		1		20.0%		Female:		3		60.0%		PT:		1		20.0%		Feeder Enrl:		3 60.0%																																																																																																																																																																																																																																												
<div><div><div><div>Feeder H.S. Enrollees</div><table><thead><tr><th></th><th>#</th><th>%</th></tr></thead><tbody><tr><td>Carbondale</td><td></td><td></td></tr><tr><td>Carterville</td><td>1</td><td>20.0%</td></tr><tr><td>Crab Orchard</td><td></td><td></td></tr><tr><td>DuQuoin</td><td></td><td></td></tr><tr><td>Elverado</td><td></td><td></td></tr><tr><td>Herrin</td><td></td><td></td></tr><tr><td>Johnston City</td><td>1</td><td>20.0%</td></tr><tr><td>Marion</td><td>1</td><td>20.0%</td></tr><tr><td>Murphysboro</td><td></td><td></td></tr><tr><td>West Frankfort</td><td></td><td></td></tr><tr><td>Trico</td><td></td><td></td></tr><tr><td>Feeder H.S. Total</td><td>3</td><td>60.0%</td></tr><tr><td>Agape Christian</td><td></td><td></td></tr><tr><td>GED</td><td></td><td></td></tr></tbody></table></div><div><div>Age</div><table><thead><tr><th></th><th>#</th><th>%</th></tr></thead><tbody><tr><td><= 17</td><td></td><td></td></tr><tr><td>18-20</td><td>2</td><td>40.0%</td></tr><tr><td>21-25</td><td>1</td><td>20.0%</td></tr><tr><td>26-30</td><td></td><td></td></tr><tr><td>31-40</td><td>2</td><td>40.0%</td></tr><tr><td>41-50</td><td></td><td></td></tr><tr><td>51-60</td><td></td><td></td></tr><tr><td>61-70</td><td></td><td></td></tr><tr><td>71-80</td><td></td><td></td></tr><tr><td>81+</td><td></td><td></td></tr><tr><td>Unk</td><td></td><td></td></tr><tr><td>Total</td><td>5</td><td>100.0%</td></tr><tr><td>Avg</td><td>27.5</td><td></td></tr><tr><td><21</td><td>2</td><td>40.0%</td></tr><tr><td>>=60</td><td></td><td></td></tr></tbody></table></div><div><div>Enrollments</div><table><tbody><tr><td>FL '16</td><td>13</td></tr><tr><td>FL '17</td><td>6</td></tr><tr><td>FL '18</td><td>6</td></tr><tr><td>FL '19</td><td>5</td></tr><tr><td>FL '20</td><td>4</td></tr><tr><td>FL '21</td><td>5</td></tr></tbody></table></div><div><div>Enrollments</div></div><div><div>Graduates</div><table><tbody><tr><td>FL '16</td><td>-</td></tr><tr><td>FL '17</td><td>-</td></tr><tr><td>FL '18</td><td>-</td></tr><tr><td>FL '19</td><td>-</td></tr><tr><td>FL '20</td><td>-</td></tr><tr><td>FL '21</td><td>-</td></tr></tbody></table></div><div><div>Graduates</div></div></div></div>																							#	%	Carbondale			Carterville	1	20.0%	Crab Orchard			DuQuoin			Elverado			Herrin			Johnston City	1	20.0%	Marion	1	20.0%	Murphysboro			West Frankfort			Trico			Feeder H.S. Total	3	60.0%	Agape Christian			GED				#	%	<= 17			18-20	2	40.0%	21-25	1	20.0%	26-30			31-40	2	40.0%	41-50			51-60			61-70			71-80			81+			Unk			Total	5	100.0%	Avg	27.5		<21	2	40.0%	>=60			FL '16	13	FL '17	6	FL '18	6	FL '19	5	FL '20	4	FL '21	5	FL '16	-	FL '17	-	FL '18	-	FL '19	-	FL '20	-	FL '21	-																																																																																																																						
	#	%																																																																																																																																																																																																																																																														
Carbondale																																																																																																																																																																																																																																																																
Carterville	1	20.0%																																																																																																																																																																																																																																																														
Crab Orchard																																																																																																																																																																																																																																																																
DuQuoin																																																																																																																																																																																																																																																																
Elverado																																																																																																																																																																																																																																																																
Herrin																																																																																																																																																																																																																																																																
Johnston City	1	20.0%																																																																																																																																																																																																																																																														
Marion	1	20.0%																																																																																																																																																																																																																																																														
Murphysboro																																																																																																																																																																																																																																																																
West Frankfort																																																																																																																																																																																																																																																																
Trico																																																																																																																																																																																																																																																																
Feeder H.S. Total	3	60.0%																																																																																																																																																																																																																																																														
Agape Christian																																																																																																																																																																																																																																																																
GED																																																																																																																																																																																																																																																																
	#	%																																																																																																																																																																																																																																																														
<= 17																																																																																																																																																																																																																																																																
18-20	2	40.0%																																																																																																																																																																																																																																																														
21-25	1	20.0%																																																																																																																																																																																																																																																														
26-30																																																																																																																																																																																																																																																																
31-40	2	40.0%																																																																																																																																																																																																																																																														
41-50																																																																																																																																																																																																																																																																
51-60																																																																																																																																																																																																																																																																
61-70																																																																																																																																																																																																																																																																
71-80																																																																																																																																																																																																																																																																
81+																																																																																																																																																																																																																																																																
Unk																																																																																																																																																																																																																																																																
Total	5	100.0%																																																																																																																																																																																																																																																														
Avg	27.5																																																																																																																																																																																																																																																															
<21	2	40.0%																																																																																																																																																																																																																																																														
>=60																																																																																																																																																																																																																																																																
FL '16	13																																																																																																																																																																																																																																																															
FL '17	6																																																																																																																																																																																																																																																															
FL '18	6																																																																																																																																																																																																																																																															
FL '19	5																																																																																																																																																																																																																																																															
FL '20	4																																																																																																																																																																																																																																																															
FL '21	5																																																																																																																																																																																																																																																															
FL '16	-																																																																																																																																																																																																																																																															
FL '17	-																																																																																																																																																																																																																																																															
FL '18	-																																																																																																																																																																																																																																																															
FL '19	-																																																																																																																																																																																																																																																															
FL '20	-																																																																																																																																																																																																																																																															
FL '21	-																																																																																																																																																																																																																																																															
<table><thead><tr><th rowspan="3">Demographics</th><th colspan="6">Male</th><th colspan="6">Female</th><th colspan="6">Grand Total</th></tr><tr><th colspan="2">Full-time</th><th colspan="2">Part-time</th><th colspan="2">Male Total</th><th colspan="2">Full-time</th><th colspan="2">Part-time</th><th colspan="2">Female Total</th><th colspan="2">Full-time</th><th colspan="2">Part-time</th><th colspan="2">Grand Total</th></tr><tr><th>#</th><th>%</th><th>#</th><th>%</th><th>#</th><th>%</th><th>#</th><th>%</th><th>#</th><th>%</th><th>#</th><th>%</th><th>#</th><th>%</th><th>#</th><th>%</th><th>#</th><th>%</th></tr></thead><tbody><tr><td>Asian</td><td></td><td></td><td></td><td></td><td></td><td></td><td></td><td></td><td></td><td></td><td></td><td></td><td></td><td></td><td></td><td></td><td></td><td></td><td></td></tr><tr><td>American Indian / Alaskan Native</td><td></td><td></td><td></td><td></td><td></td><td></td><td></td><td></td><td></td><td></td><td></td><td></td><td></td><td></td><td></td><td></td><td></td><td></td><td></td></tr><tr><td>Black or African American</td><td></td><td></td><td></td><td></td><td></td><td></td><td></td><td></td><td></td><td></td><td></td><td></td><td></td><td></td><td></td><td></td><td></td><td></td><td></td></tr><tr><td>Hispanic</td><td></td><td></td><td></td><td></td><td></td><td></td><td></td><td></td><td></td><td></td><td></td><td></td><td></td><td></td><td></td><td></td><td></td><td></td><td></td></tr><tr><td>White</td><td>2</td><td>40.0%</td><td></td><td></td><td>2</td><td>40.0%</td><td>2</td><td>40.0%</td><td></td><td></td><td>2</td><td>40.0%</td><td>4</td><td>80.0%</td><td></td><td></td><td>4</td><td>80.0%</td><td></td></tr><tr><td>Native Hawaiian or Pacific Islander</td><td></td><td></td><td></td><td></td><td></td><td></td><td></td><td></td><td></td><td></td><td></td><td></td><td></td><td></td><td></td><td></td><td></td><td></td><td></td></tr><tr><td>Multiple Ethnicities</td><td></td><td></td><td></td><td></td><td></td><td></td><td></td><td></td><td>1</td><td>20.0%</td><td>1</td><td>20.0%</td><td></td><td></td><td>1</td><td>20.0%</td><td>1</td><td>20.0%</td><td></td></tr><tr><td>Unknown</td><td></td><td></td><td></td><td></td><td></td><td></td><td></td><td></td><td></td><td></td><td></td><td></td><td></td><td></td><td></td><td></td><td></td><td></td><td></td></tr><tr><td>Totals</td><td>2</td><td>40.0%</td><td></td><td></td><td>2</td><td>40.0%</td><td>2</td><td>40.0%</td><td>1</td><td>20.0%</td><td>3</td><td>60.0%</td><td>4</td><td>80.0%</td><td>1</td><td>20.0%</td><td>5</td><td>100.0%</td><td></td></tr></tbody></table>																						Demographics	Male						Female						Grand Total						Full-time		Part-time		Male Total		Full-time		Part-time		Female Total		Full-time		Part-time		Grand Total		#	%	#	%	#	%	#	%	#	%	#	%	#	%	#	%	#	%	Asian																				American Indian / Alaskan Native																				Black or African American																				Hispanic																				White	2	40.0%			2	40.0%	2	40.0%			2	40.0%	4	80.0%			4	80.0%		Native Hawaiian or Pacific Islander																				Multiple Ethnicities									1	20.0%	1	20.0%			1	20.0%	1	20.0%		Unknown																				Totals	2	40.0%			2	40.0%	2	40.0%	1	20.0%	3	60.0%	4	80.0%	1	20.0%	5	100.0%	
Demographics	Male						Female						Grand Total																																																																																																																																																																																																																																																			
	Full-time		Part-time		Male Total		Full-time		Part-time		Female Total		Full-time		Part-time		Grand Total																																																																																																																																																																																																																																															
	#	%	#	%	#	%	#	%	#	%	#	%	#	%	#	%	#	%																																																																																																																																																																																																																																														
Asian																																																																																																																																																																																																																																																																
American Indian / Alaskan Native																																																																																																																																																																																																																																																																
Black or African American																																																																																																																																																																																																																																																																
Hispanic																																																																																																																																																																																																																																																																
White	2	40.0%			2	40.0%	2	40.0%			2	40.0%	4	80.0%			4	80.0%																																																																																																																																																																																																																																														
Native Hawaiian or Pacific Islander																																																																																																																																																																																																																																																																
Multiple Ethnicities									1	20.0%	1	20.0%			1	20.0%	1	20.0%																																																																																																																																																																																																																																														
Unknown																																																																																																																																																																																																																																																																
Totals	2	40.0%			2	40.0%	2	40.0%	1	20.0%	3	60.0%	4	80.0%	1	20.0%	5	100.0%																																																																																																																																																																																																																																														



Art

CIP Code:

50.0701

Curriculum Code:

000AA0086

Program:

AA

Spring 2022

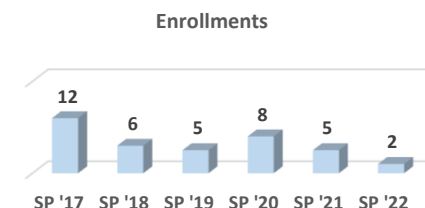
Total Enrollment:	2	100.0%	Male:	1	50.0%	FT:	1	50.0%	Avg Age:	19.9
Minority:			Female:	1	50.0%	PT:	1	50.0%	Feeder Enrl:	2 100.0%

Feeder H.S. Enrollees	#	%
Carbondale		
Carterville	1	50.0%
Crab Orchard		
DuQuoin		
Elverado		
Herrin		
Johnston City	1	50.0%
Marion		
Murphysboro		
West Frankfort		
Trico		
Feeder H.S. Total	2	100.0%
Agape Christian		
GED		

Age	#	%
<= 17		
18-20	2	100.0%
21-25		
26-30		
31-40		
41-50		
51-60		
61-70		
71-80		
81+		
Unk		
Total	2	100.0%
Avg	19.9	
<21	2	100.0%
>=60		

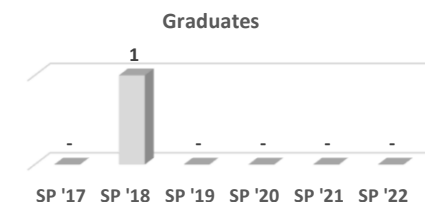
Enrollments

SP '17	12
SP '18	6
SP '19	5
SP '20	8
SP '21	5
SP '22	2



Graduates

SP '17	-
SP '18	1
SP '19	-
SP '20	-
SP '21	-
SP '22	-



Demographics	Male						Female						Grand Total					
	Full-time		Part-time		Male Total		Full-time		Part-time		Female Total		Full-time		Part-time		Grand Total	
	#	%	#	%	#	%	#	%	#	%	#	%	#	%	#	%	#	%
Asian																		
American Indian / Alaskan Native																		
Black or African American																		
Hispanic																		
White			1	50.0%	1	50.0%	1	50.0%			1	50.0%	1	50.0%	1	50.0%	2	100.0%
Native Hawaiian or Pacific Islander																		
Multiple Ethnicities																		
Unknown																		
Totals			1	50.0%	1	50.0%	1	50.0%			1	50.0%	1	50.0%	1	50.0%	2	100.0%

Associate in Arts

Art Education

CIP Code: **13.1302**

Curriculum Code: **000AA0086**



Art Education

CIP Code:

13.1302

Curriculum Code:

000AA0086

Program:

AA

Summer 2021

Total Enrollment:

Male:

FT:

Avg Age:

Minority:

Female:

PT:

Feeder Enrl:

Feeder H.S. Enrollees

Carbondale
Carterville
Crab Orchard
DuQuoin
Elverado
Herrin
Johnston City
Marion
Murphysboro
West Frankfort
Trico

Feeder H.S. Total

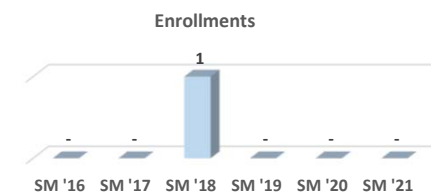
Agape Christian
GED

Age

< = 17
18-20
21-25
26-30
31-40
41-50
51-60
61-70
71-80
81+
Unk
Total
Avg
<21
>60

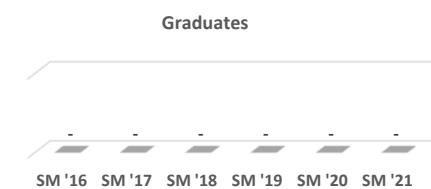
Enrollments

SM '16 -
SM '17 -
SM '18 1
SM '19 -
SM '20 -
SM '21 -



Graduates

SM '16 -
SM '17 -
SM '18 -
SM '19 -
SM '20 -
SM '21 -



Demographics	Male						Female						Grand Total					
	Full-time		Part-time		Male Total		Full-time		Part-time		Female Total		Full-time		Part-time		Grand Total	
	#	%	#	%	#	%	#	%	#	%	#	%	#	%	#	%	#	%
Asian																		
American Indian / Alaskan Native																		
Black or African American																		
Hispanic																		
White																		
Native Hawaiian or Pacific Islander																		
Multiple Ethnicities																		
Unknown																		
Totals																		



Art Education

CIP Code: 13.1302

Curriculum Code: 000AA0086

Program: AA

Fall 2021

Total Enrollment:	4	100.0%	Male:	2	50.0%	FT:	3	75.0%	Avg Age:	24.3
Minority:			Female:	2	50.0%	PT:	1	25.0%	Feeder Enrl:	2 50.0%

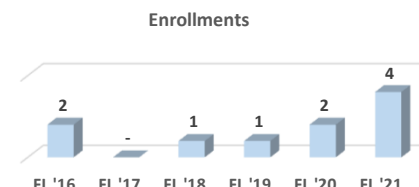
Feeder H.S. Enrollees

#	%
Carbondale	
Carterville	
Crab Orchard	
DuQuoin	
Elverado	
Herrin	
Johnston City	
Marion	1 25.0%
Murphysboro	
West Frankfort	1 25.0%
Trico	
Feeder H.S. Total	2 50.0%
Agape Christian	
GED	1 25.0%

Age	#	%
<= 17		
18-20	1	25.0%
21-25	2	50.0%
26-30		
31-40	1	25.0%
41-50		
51-60		
61-70		
71-80		
81+		
Unk		
Total	4	100.0%
Avg	24.3	
<21	1	25.0%
>60		

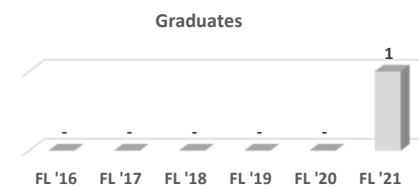
Enrollments

FL '16	2
FL '17	-
FL '18	1
FL '19	1
FL '20	2
FL '21	4



Graduates

FL '16	-
FL '17	-
FL '18	-
FL '19	-
FL '20	-
FL '21	1



Demographics	Male						Female						Grand Total					
	Full-time		Part-time		Male Total		Full-time		Part-time		Female Total		Full-time		Part-time		Grand Total	
	#	%	#	%	#	%	#	%	#	%	#	%	#	%	#	%	#	%
Asian																		
American Indian / Alaskan Native																		
Black or African American																		
Hispanic																		
White	1	25.0%	1	25.0%	2	50.0%	1	25.0%			1	25.0%	2	50.0%	1	25.0%	3	75.0%
Native Hawaiian or Pacific Islander																		
Multiple Ethnicities																		
Unknown							1	25.0%			1	25.0%	1	25.0%			1	25.0%
Totals	1	25.0%	1	25.0%	2	50.0%	2	50.0%			2	50.0%	3	75.0%	1	25.0%	4	100.0%



Art Education

CIP Code: 13.1302

Curriculum Code: 000AA0086

Program: AA

Spring 2022

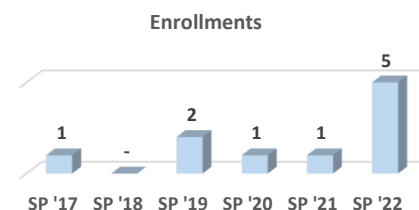
Total Enrollment:	5	100.0%	Male:	1	20.0%	FT:	4	80.0%	Avg Age:	24.9
Minority:			Female:	4	80.0%	PT:	1	20.0%	Feeder Enrl:	3 60.0%

Feeder H.S. Enrollees

	#	%	Age	#	%
Carbondale			<= 17		
Carterville			18-20	2	40.0%
Crab Orchard			21-25	1	20.0%
DuQuoin			26-30	1	20.0%
Elverado			31-40	1	20.0%
Herrin			41-50		
Johnston City			51-60		
Marion	1	20.0%	61-70		
Murphysboro	1	20.0%	71-80		
West Frankfort	1	20.0%	81+		
Trico			Unk		
Feeder H.S. Total	3	60.0%	Total	5	100.0%
Agape Christian			Avg	24.9	
GED	1	20.0%	<21	2	40.0%
			>60		

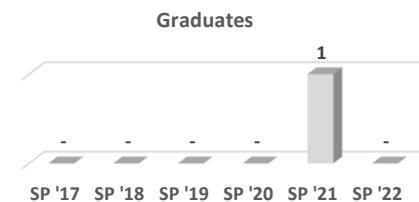
Enrollments

SP '17	1
SP '18	-
SP '19	2
SP '20	1
SP '21	1
SP '22	5



Graduates

SP '17	-
SP '18	-
SP '19	-
SP '20	-
SP '21	1
SP '22	-



Demographics	Male						Female						Grand Total					
	Full-time		Part-time		Male Total		Full-time		Part-time		Female Total		Full-time		Part-time		Grand Total	
	#	%	#	%	#	%	#	%	#	%	#	%	#	%	#	%	#	%
Asian																		
American Indian / Alaskan Native																		
Black or African American																		
Hispanic																		
White	1	20.0%			1	20.0%	1	20.0%			1	20.0%	2	40.0%			2	40.0%
Native Hawaiian or Pacific Islander																		
Multiple Ethnicities																		
Unknown							2	40.0%	1	20.0%	3	60.0%	2	40.0%	1	20.0%	3	60.0%
Totals	1	20.0%			1	20.0%	3	60.0%	1	20.0%	4	80.0%	4	80.0%	1	20.0%	5	100.0%

Associate in Arts

Associate Arts (General)

CIP Code: **24.0101**

Curriculum Code: **000AA0086**



Associate Arts (General)

CIP Code:

24.0101

Curriculum Code:

000AA0086

Program:

AA

Summer 2021

Total Enrollment:	194	100.0%	Male:	67	34.5%	FT:	89	45.9%	Avg Age:	24.2
Minority:	31	16.0%	Female:	127	65.5%	PT:	105	54.1%	Feeder Enrl:	117 60.3%

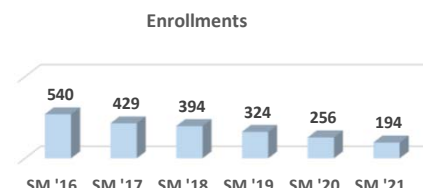
Feeder H.S. Enrollees

	#	%
Carbondale	14	7.2%
Carterville	20	10.3%
Crab Orchard	2	1.0%
DuQuoin	3	1.5%
Elverado	5	2.6%
Herrin	23	11.9%
Johnston City	4	2.1%
Marion	26	13.4%
Murphysboro	11	5.7%
West Frankfort	5	2.6%
Trico	4	2.1%
Feeder H.S. Total	117	60.3%
Agape Christian	2	1.0%
GED	9	4.6%

Age	#	%
< = 17	10	5.2%
18-20	90	46.4%
21-25	50	25.8%
26-30	13	6.7%
31-40	18	9.3%
41-50	6	3.1%
51-60	3	1.5%
61-70	1	0.5%
71-80	1	0.5%
81+		
Unk	2	1.0%
Total	194	100.0%
Avg	24.2	
<21		
>60	2	1.0%

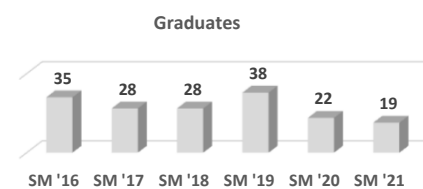
Enrollments

SM '16	540
SM '17	429
SM '18	394
SM '19	324
SM '20	256
SM '21	194



Graduates

SM '16	35
SM '17	28
SM '18	28
SM '19	38
SM '20	22
SM '21	19



Demographics	Male						Female						Grand Total					
	Full-time		Part-time		Male Total		Full-time		Part-time		Female Total		Full-time		Part-time		Grand Total	
	#	%	#	%	#	%	#	%	#	%	#	%	#	%	#	%	#	%
Asian							1	0.5%	1	0.5%	2	1.0%	1	0.5%	1	0.5%	2	1.0%
American Indian / Alaskan Native									1	0.5%	1	0.5%			1	0.5%	1	0.5%
Black or African American	4	2.1%	3	1.5%	7	3.6%	8	4.1%	7	3.6%	15	7.7%	12	6.2%	10	5.2%	22	11.3%
Hispanic	1	0.5%			1	0.5%	2		1	0.5%	3	1.5%	3	1.5%	1	0.5%	4	2.1%
White	22	11.3%	27	13.9%	49	25.3%	39	20.1%	52	26.8%	91	46.9%	61	31.4%	79	40.7%	140	72.2%
Native Hawaiian or Pacific Islander									1	0.5%	1	0.5%			1	0.5%	1	0.5%
Multiple Ethnicities			1	0.5%	1	0.5%									1	0.5%	1	0.5%
Unknown	6	3.1%	3	1.5%	9	4.6%	6	3.1%	8	4.1%	14	7.2%	12	6.2%	11	5.7%	23	11.9%
Totals	33	17.0%	34	17.5%	67	34.5%	56	28.9%	71	36.6%	127	65.5%	89	45.9%	105	54.1%	194	100.0%



Associate Arts (General)

CIP Code:

24.0101

Curriculum Code:

000AA0086

Program:

AA

Fall 2021

Total Enrollment:	459	100.0%	Male:	176	38.3%	FT:	246	53.6%	Avg Age:	26.1	
Minority:	76	16.6%	Female:	283	61.7%	PT:	213	46.4%	Feeder Enrl:	264	57.5%

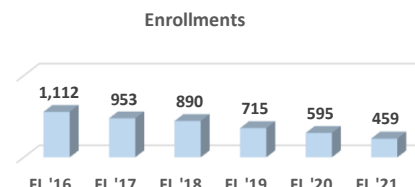
Feeder H.S. Enrollees

	#	%
Carbondale	43	9.4%
Carterville	36	7.8%
Crab Orchard	5	1.1%
DuQuoin	12	2.6%
Elverado	7	1.5%
Herrin	35	7.6%
Johnston City	15	3.3%
Marion	49	10.7%
Murphysboro	27	5.9%
West Frankfort	24	5.2%
Trico	11	2.4%
Feeder H.S. Total	264	57.5%
Agape Christian	4	0.9%
GED	11	2.4%

Age	#	%
<= 17	9	2.0%
18-20	256	55.8%
21-25	77	16.8%
26-30	31	6.8%
31-40	33	7.2%
41-50	19	4.1%
51-60	13	2.8%
61-70	11	2.4%
71-80	8	1.7%
81+	2	0.4%
Unk		
Total	459	100.0%
Avg	26.1	
<21	265	57.7%
>60	21	4.6%

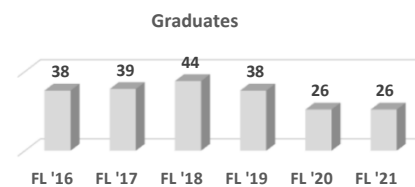
Enrollments

FL '16	1,112
FL '17	953
FL '18	890
FL '19	715
FL '20	595
FL '21	459



Graduates

FL '16	38
FL '17	39
FL '18	44
FL '19	38
FL '20	26
FL '21	26



Demographics	Male						Female						Grand Total					
	Full-time		Part-time		Male Total		Full-time		Part-time		Female Total		Full-time		Part-time		Grand Total	
	#	%	#	%	#	%	#	%	#	%	#	%	#	%	#	%	#	%
Asian	1	0.2%			1	0.2%	1	0.2%	3	0.7%	4	0.9%	2	0.4%	3	0.7%	5	1.1%
American Indian / Alaskan Native							2	0.4%	2	0.4%	4	0.9%	2	0.4%	2	0.4%	4	0.9%
Black or African American	12	2.6%	7	1.5%	19	4.1%	23	5.0%	17	3.7%	40	8.7%	35	7.6%	24	5.2%	59	12.9%
Hispanic	1	0.2%			1	0.2%	1	0.2%	1	0.2%	2	0.4%	2	0.4%	1	0.2%	3	0.7%
White	81	17.6%	59	12.9%	140	30.5%	107	23.3%	105	22.9%	212	46.2%	188	41.0%	164	35.7%	352	76.7%
Native Hawaiian or Pacific Islander									1	0.2%	1	0.2%			1	0.2%	1	0.2%
Multiple Ethnicities	2	0.4%			2	0.4%	1	0.2%	1	0.2%	2	0.4%	3	0.7%	1	0.2%	4	0.9%
Unknown	7	1.5%	6	1.3%	13	2.8%	7	1.5%	11	2.4%	18	3.9%	14	3.1%	17	3.7%	31	6.8%
Totals	104	22.7%	72	15.7%	176	38.3%	142	30.9%	141	30.7%	283	61.7%	246	53.6%	213	46.4%	459	100.0%



Associate Arts (General)

CIP Code:

24.0101

Curriculum Code:

000AA0086

Program:

AA

Spring 2022

Total Enrollment:	366	100.0%	Male:	149	40.7%	FT:	213	58.2%	Avg Age:	24.0
Minority:	62	16.9%	Female:	217	59.3%	PT:	153	41.8%	Feeder Enrl:	208 56.8%

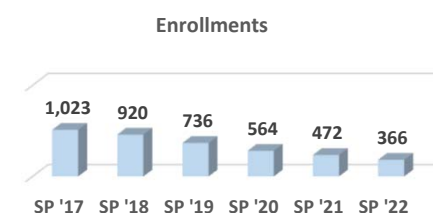
Feeder H.S. Enrollees

	#	%
Carbondale	42	11.5%
Carterville	30	8.2%
Crab Orchard	6	1.6%
DuQuoin	6	1.6%
Elverado	5	1.4%
Herrin	30	8.2%
Johnston City	15	4.1%
Marion	36	9.8%
Murphysboro	16	4.4%
West Frankfort	14	3.8%
Trico	8	2.2%
Feeder H.S. Total	208	56.8%
Agape Christian	6	1.6%
GED	11	3.0%

Age	#	%
< = 17	2	0.5%
18-20	202	55.2%
21-25	90	24.6%
26-30	24	6.6%
31-40	28	7.7%
41-50	11	3.0%
51-60	4	1.1%
61-70	4	1.1%
71-80	1	0.3%
81+		
Unk		
Total	366	100.0%
Avg	24.0	
<21	204	55.7%
>60	5	1.4%

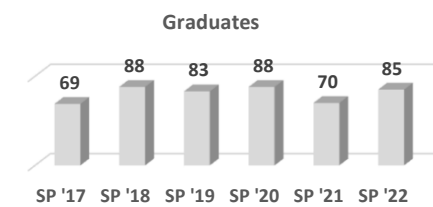
Enrollments

SP '17	1,023
SP '18	920
SP '19	736
SP '20	564
SP '21	472
SP '22	366



Graduates

SP '17	69
SP '18	88
SP '19	83
SP '20	88
SP '21	70
SP '22	85



Demographics	Male						Female						Grand Total					
	Full-time		Part-time		Male Total		Full-time		Part-time		Female Total		Full-time		Part-time		Grand Total	
	#	%	#	%	#	%	#	%	#	%	#	%	#	%	#	%	#	%
Asian			1	0.3%	1	0.3%	3		1	0.3%	4	1.1%	3	0.8%	2	0.5%	5	1.4%
American Indian / Alaskan Native							2		1	0.3%	3	0.8%	2	0.5%	1	0.3%	3	0.8%
Black or African American	11	3.0%	8	2.2%	19	5.2%	16		12	3.3%	28	7.7%	27	7.4%	20	5.5%	47	12.8%
Hispanic	1	0.3%	2	0.5%	3	0.8%	2		2	0.5%	4	1.1%	3	0.8%	4	1.1%	7	1.9%
White	75	20.5%	37	10.1%	112	30.6%	89		76	20.8%	165	45.1%	164	44.8%	113	30.9%	277	75.7%
Native Hawaiian or Pacific Islander																		
Multiple Ethnicities																		
Unknown	9	2.5%	5	1.4%	14	3.8%	5	1.4%	8	2.2%	13	3.6%	14	3.8%	13	3.6%	27	7.4%
Totals	96	26.2%	53	14.5%	149	40.7%	117	32.0%	100	27.3%	217	59.3%	213	58.2%	153	41.8%	366	100.0%

Associate in Arts

Business

CIP Code: 52.0201

Curriculum Code: 000AA0086



Business

CIP Code:

52.0201

Curriculum Code:

000AA0086

Program:

AA

Summer 2021

Total Enrollment:	49	100.0%	Male:	31	63.3%	FT:	28	57.1%	Avg Age:	23.3
Minority:	5	10.2%	Female:	18	36.7%	PT:	21	42.9%	Feeder Enrl:	23 46.9%

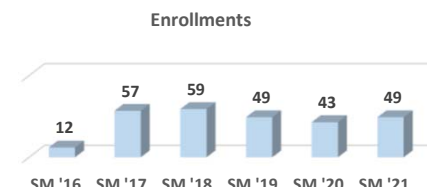
Feeder H.S. Enrollees

	#	%
Carbondale	2	4.1%
Carterville	1	2.0%
Crab Orchard		
DuQuoin	2	4.1%
Elverado	1	2.0%
Herrin	1	2.0%
Johnston City	1	2.0%
Marion	8	16.3%
Murphysboro	3	6.1%
West Frankfort	4	8.2%
Trico		
Feeder H.S. Total	23	46.9%
Agape Christian		
GED	3	6.1%

Age	#	%
< = 17		
18-20	23	46.9%
21-25	12	24.5%
26-30	10	20.4%
31-40	4	8.2%
41-50		
51-60		
61-70		
71-80		
81+		
Unk		
Total	49	100.0%
Avg	23.3	
<21	23	46.9%
>60		

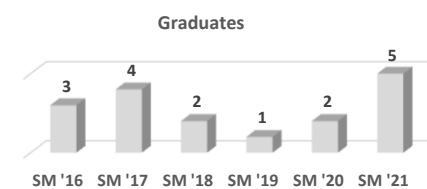
Enrollments

SM '16	12
SM '17	57
SM '18	59
SM '19	49
SM '20	43
SM '21	49



Graduates

SM '16	3
SM '17	4
SM '18	2
SM '19	1
SM '20	2
SM '21	5



Demographics	Male						Female						Grand Total					
	Full-time		Part-time		Male Total		Full-time		Part-time		Female Total		Full-time		Part-time		Grand Total	
	#	%	#	%	#	%	#	%	#	%	#	%	#	%	#	%	#	%
Asian							1	2.0%			1	2.0%	1	2.0%			1	2.0%
American Indian / Alaskan Native																		
Black or African American	3	6.1%			3	6.1%	1	2.0%			1	2.0%	4	8.2%			4	8.2%
Hispanic																		
White	14	28.6%	14	28.6%	28	57.1%	9	18.4%	7	14.3%	16	32.7%	23	46.9%	21	42.9%	44	89.8%
Native Hawaiian or Pacific Islander																		
Multiple Ethnicities																		
Unknown																		
Totals	17	34.7%	14	28.6%	31	63.3%	11	22.4%	7	14.3%	18	36.7%	28	57.1%	21	42.9%	49	100.0%



Business

CIP Code:

52.0201

Curriculum Code:

000AA0086

Program:

AA

Fall 2021

Total Enrollment:	95	100.0%	Male:	63	66.3%	FT:	62	65.3%	Avg Age:	22.1
Minority:	13	13.7%	Female:	32	33.7%	PT:	33	34.7%	Feeder Enrl:	51 53.7%

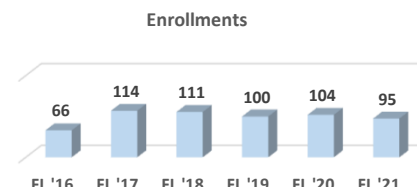
Feeder H.S. Enrollees

#	%
Carbondale	4 4.2%
Carterville	9 9.5%
Crab Orchard	1 1.1%
DuQuoin	6 6.3%
Elverado	2 2.1%
Herrin	5 5.3%
Johnston City	4 4.2%
Marion	11 11.6%
Murphysboro	3 3.2%
West Frankfort	6 6.3%
Trico	
Feeder H.S. Total	51 53.7%
Agape Christian	
GED	5 5.3%

Age	#	%
<= 17	1	1.1%
18-20	61	64.2%
21-25	16	16.8%
26-30	10	10.5%
31-40	5	5.3%
41-50	2	2.1%
51-60		
61-70		
71-80		
81+		
Unk		
Total	95	100.0%
Avg	22.1	
<21	62	65.3%
>60		

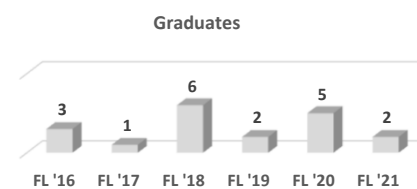
Enrollments

FL '16	66
FL '17	114
FL '18	111
FL '19	100
FL '20	104
FL '21	95



Graduates

FL '16	3
FL '17	1
FL '18	6
FL '19	2
FL '20	5
FL '21	2



Demographics	Male						Female						Grand Total					
	Full-time		Part-time		Male Total		Full-time		Part-time		Female Total		Full-time		Part-time		Grand Total	
	#	%	#	%	#	%	#	%	#	%	#	%	#	%	#	%	#	%
Asian			1	1.1%	1	1.1%	1	1.1%			1	1.1%	1	1.1%	1	1.1%	2	2.1%
American Indian / Alaskan Native																		
Black or African American	4	4.2%	4	4.2%	8	8.4%	1	1.1%	1	1.1%	2	2.1%	5	5.3%	5	5.3%	10	10.5%
Hispanic																		
White	35	36.8%	13	13.7%	48	50.5%	14	14.7%	11	11.6%	25	26.3%	49	51.6%	24	25.3%	73	76.8%
Native Hawaiian or Pacific Islander																		
Multiple Ethnicities							1	1.1%			1	1.1%	1	1.1%			1	1.1%
Unknown	5	5.3%	1	1.1%	6	6.3%	1	1.1%	2	2.1%	3	3.2%	6	6.3%	3	3.2%	9	9.5%
Totals	44	46.3%	19	20.0%	63	66.3%	18	18.9%	14	14.7%	32	33.7%	62	65.3%	33	34.7%	95	100.0%



Business

CIP Code:

52.0201

Curriculum Code:

000AA0086

Program:

AA

Spring 2022

Total Enrollment:	85	100.0%	Male:	52	61.2%	FT:	59	69.4%	Avg Age:	23.0
Minority:	13	15.3%	Female:	33	38.8%	PT:	26	30.6%	Feeder Enrl:	48 56.5%

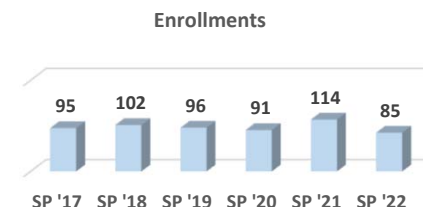
Feeder H.S. Enrollees

	#	%
Carbondale	7	8.2%
Cartersville	7	8.2%
Crab Orchard		
DuQuoin	4	4.7%
Elverado	1	1.2%
Herrin	9	10.6%
Johnston City		
Marion	14	16.5%
Murphysboro	1	1.2%
West Frankfort	5	5.9%
Trico		
Feeder H.S. Total	48	56.5%
Agape Christian		
GED	4	4.7%

Age	#	%
< = 17	1	1.2%
18-20	46	54.1%
21-25	21	24.7%
26-30	8	9.4%
31-40	7	8.2%
41-50	1	1.2%
51-60	1	1.2%
61-70		
71-80		
81+		
Unk		
Total	85	100.0%
Avg	23.0	
<21	47	55.3%
>60		

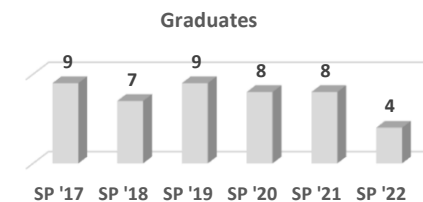
Enrollments

SP '17	95
SP '18	102
SP '19	96
SP '20	91
SP '21	114
SP '22	85



Graduates

SP '17	9
SP '18	7
SP '19	9
SP '20	8
SP '21	8
SP '22	4



Demographics	Male						Female						Grand Total					
	Full-time		Part-time		Male Total		Full-time		Part-time		Female Total		Full-time		Part-time		Grand Total	
	#	%	#	%	#	%	#	%	#	%	#	%	#	%	#	%	#	%
Asian			1	1.2%	1	1.2%									1	1.2%	1	1.2%
American Indian / Alaskan Native	1	1.2%			1	1.2%							1	1.2%			1	1.2%
Black or African American	2	2.4%	3	3.5%	5	5.9%	4	4.7%	1	1.2%	5	5.9%	6	7.1%	4	4.7%	10	11.8%
Hispanic																		
White	28	32.9%	10	11.8%	38	44.7%	17	20.0%	8	9.4%	25	29.4%	45	52.9%	18	21.2%	63	74.1%
Native Hawaiian or Pacific Islander																		
Multiple Ethnicities			1	1.2%	1	1.2%									1	1.2%	1	1.2%
Unknown	5	5.9%	1	1.2%	6	7.1%	2	2.4%	1	1.2%	3	3.5%	7	8.2%	2	2.4%	9	10.6%
Totals	36	42.4%	16	18.8%	52	61.2%	23	27.1%	10	11.8%	33	38.8%	59	69.4%	26	30.6%	85	100.0%

Associate in Arts

Business Education

CIP Code: **13.1303**

Curriculum Code: **000AA0086**



Business Education

CIP Code:

13.1303

Curriculum Code:

000AA0086

Program:

AA

Summer 2021

Total Enrollment:

Male:

FT:

Avg Age:

Minority:

Female:

PT:

Feeder Enrl:

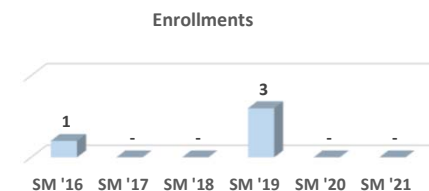
Feeder H.S. Enrollees

	#	%
Carbondale		
Carterville		
Crab Orchard		
DuQuoin		
Elverado		
Herrin		
Johnston City		
Marion		
Murphysboro		
West Frankfort		
Trico		
Feeder H.S. Total		
Agape Christian		
GED		

Age	#	%
< = 17		
18-20		
21-25		
26-30		
31-40		
41-50		
51-60		
61-70		
71-80		
81+		
Unk		
Total		
Avg		
<21		
>60		

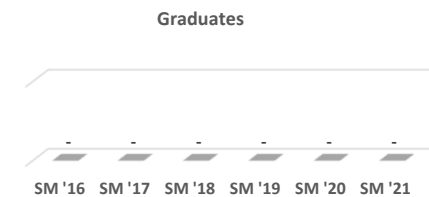
Enrollments

SM '16	1
SM '17	-
SM '18	-
SM '19	3
SM '20	-
SM '21	-



Graduates

SM '16	-
SM '17	-
SM '18	-
SM '19	-
SM '20	-
SM '21	-



Demographics	Male						Female						Grand Total					
	Full-time		Part-time		Male Total		Full-time		Part-time		Female Total		Full-time		Part-time		Grand Total	
	#	%	#	%	#	%	#	%	#	%	#	%	#	%	#	%	#	%
Asian																		
American Indian / Alaskan Native																		
Black or African American																		
Hispanic																		
White																		
Native Hawaiian or Pacific Islander																		
Multiple Ethnicities																		
Unknown																		
Totals																		



Business Education

CIP Code: 13.1303

Curriculum Code:

000AA0086

Program:

AA

Fall 2021

Total Enrollment:	3	100.0%	Male:			FT:	2	66.7%	Avg Age:	22.4
Minority:			Female:	3	100.0%	PT:	1	33.3%	Feeder Enrl:	1 33.3%

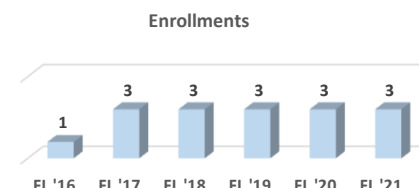
Feeder H.S. Enrollees

	#	%
Carbondale		
Carterville		
Crab Orchard		
DuQuoin		
Elverado		
Herrin		
Johnston City		
Marion	1	33.3%
Murphysboro		
West Frankfort		
Trico		
Feeder H.S. Total	1	33.3%
Agape Christian		
GED		

Age	#	%
<= 17		
18-20	2	66.7%
21-25		
26-30	1	33.3%
31-40		
41-50		
51-60		
61-70		
71-80		
81+		
Unk		
Total	3	100.0%
Avg	22.4	
<21	2	66.7%
>60		

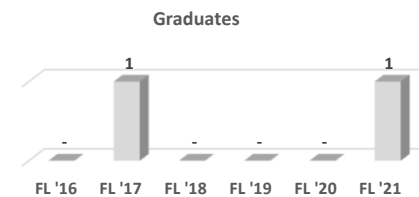
Enrollments

FL '16	1
FL '17	3
FL '18	3
FL '19	3
FL '20	3
FL '21	3



Graduates

FL '16	-
FL '17	1
FL '18	-
FL '19	-
FL '20	-
FL '21	1



Demographics	Male						Female						Grand Total					
	Full-time		Part-time		Male Total		Full-time		Part-time		Female Total		Full-time		Part-time		Grand Total	
	#	%	#	%	#	%	#	%	#	%	#	%	#	%	#	%	#	%
Asian																		
American Indian / Alaskan Native																		
Black or African American																		
Hispanic																		
White							2	66.7%	1	33.3%	3	100.0%	2	66.7%	1	33.3%	3	100.0%
Native Hawaiian or Pacific Islander																		
Multiple Ethnicities																		
Unknown																		
Totals							2	66.7%	1	33.3%	3	100.0%	2	66.7%	1	33.3%	3	100.0%



Business Education

CIP Code: 13.1303

Curriculum Code: 000AA0086

Program: AA

Spring 2022

Total Enrollment:	1	100.0%	Male:		FT:	1	100.0%	Avg Age:	19.8
Minority:			Female:	1	100.0%	PT:		Feeder Enrl:	1 100.0%

Feeder H.S. Enrollees

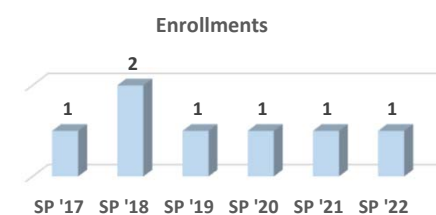
	#	%
Carbondale		
Carterville		
Crab Orchard		
DuQuoin		
Elverado		
Herrin		
Johnston City		
Marion	1	100.0%
Murphysboro		
West Frankfort		
Trico		
Feeder H.S. Total	1	100.0%
Agape Christian		
GED		

Age

	#	%
<= 17		
18-20	1	100.0%
21-25		
26-30		
31-40		
41-50		
51-60		
61-70		
71-80		
81+		
Unk		
Total	1	100.0%
Avg	19.8	
<21	1	100.0%
>60		

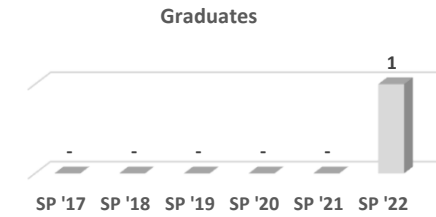
Enrollments

SP '17	1
SP '18	2
SP '19	1
SP '20	1
SP '21	1
SP '22	1



Graduates

SP '17	-
SP '18	-
SP '19	-
SP '20	-
SP '21	-
SP '22	1



Demographics	Male						Female						Grand Total					
	Full-time		Part-time		Male Total		Full-time		Part-time		Female Total		Full-time		Part-time		Grand Total	
	#	%	#	%	#	%	#	%	#	%	#	%	#	%	#	%	#	%
Asian																		
American Indian / Alaskan Native																		
Black or African American																		
Hispanic																		
White							1	100.0%			1	100.0%	1	100.0%			1	100.0%
Native Hawaiian or Pacific Islander																		
Multiple Ethnicities																		
Unknown																		
Totals							1	100.0%			1	100.0%	1	100.0%			1	100.0%

Associate in Arts

Criminal Justice

CIP Code: **43.0107**

Curriculum Code: **000AA0086**



Criminal Justice

CIP Code: 43.0107

Curriculum Code: 000AA0086

Program: AA

Summer 2021

Total Enrollment:	12	100.0%	Male:	6	50.0%	FT:	8	66.7%	Avg Age:	22.9
Minority:	3	25.0%	Female:	6	50.0%	PT:	4	33.3%	Feeder Enrl:	6 50.0%

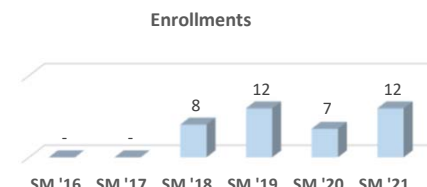
Feeder H.S. Enrollees

	#	%
Carbondale	1	8.3%
Carterville	1	8.3%
Crab Orchard		
DuQuoin	1	8.3%
Elverado	1	8.3%
Herrin		
Johnston City		
Marion	1	8.3%
Murphysboro		
West Frankfort		
Trico	1	8.3%
Feeder H.S. Total	6	50.0%
Agape Christian		
GED	1	8.3%

Age	#	%
< = 17		
18-20	5	41.7%
21-25	3	25.0%
26-30	4	33.3%
31-40		
41-50		
51-60		
61-70		
71-80		
81+		
Unk		
Total	12	100.0%
Avg	22.9	
<21	5	41.7%
>60		

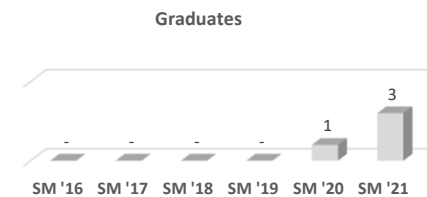
Enrollments

SM '16	-
SM '17	-
SM '18	8
SM '19	12
SM '20	7
SM '21	12



Graduates

SM '16	-
SM '17	-
SM '18	-
SM '19	-
SM '20	1
SM '21	3



Demographics	Male						Female						Grand Total					
	Full-time		Part-time		Male Total		Full-time		Part-time		Female Total		Full-time		Part-time		Grand Total	
	#	%	#	%	#	%	#	%	#	%	#	%	#	%	#	%	#	%
Asian																		
American Indian / Alaskan Native	1	8.3%			1	8.3%							1	8.3%			1	8.3%
Black or African American			1	8.3%	1	8.3%	1	8.3%			1	8.3%	1	8.3%	1	8.3%	2	16.7%
Hispanic																		
White	2	16.7%	2	16.7%	4	33.3%	3	25.0%	1	8.3%	4	33.3%	5	41.7%	3	25.0%	8	66.7%
Native Hawaiian or Pacific Islander																		
Multiple Ethnicities																		
Unknown							1	8.3%			1	8.3%	1	8.3%			1	8.3%
Totals	3	25.0%	3	25.0%	6	50.0%	5	41.7%	1	8.3%	6	50.0%	8	66.7%	4	33.3%	12	100.0%



Criminal Justice

CIP Code:

43.0107

Curriculum Code:

000AA0086

Program:

AA

Fall 2021

Total Enrollment:	30	100.0%	Male:	12	40.0%	FT:	17	56.7%	Avg Age:	22.6	
Minority:	8	26.7%	Female:	18	60.0%	PT:	13	43.3%	Feeder Enrl:	21	70.0%

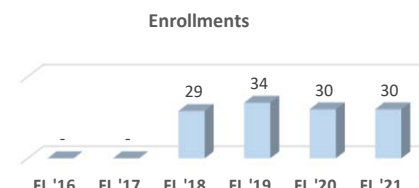
Feeder H.S. Enrollees

	#	%
Carbondale	2	6.7%
Carterville	3	10.0%
Crab Orchard		
DuQuoin	3	10.0%
Elverado	3	10.0%
Herrin	2	6.7%
Johnston City	2	6.7%
Marion	4	13.3%
Murphysboro	1	3.3%
West Frankfort	1	3.3%
Trico		
Feeder H.S. Total	21	70.0%
Agape Christian		
GED	1	3.3%

Age	#	%
<= 17		
18-20	19	63.3%
21-25	4	13.3%
26-30	2	6.7%
31-40	5	16.7%
41-50		
51-60		
61-70		
71-80		
81+		
Unk		
Total	30	100.0%
Avg	22.6	
<21	19	63.3%
>60		

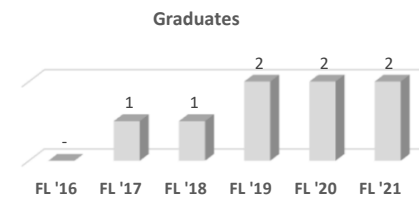
Enrollments

FL '16	-
FL '17	-
FL '18	29
FL '19	34
FL '20	30
FL '21	30



Graduates

FL '16	-
FL '17	1
FL '18	1
FL '19	2
FL '20	2
FL '21	2



Demographics	Male						Female						Grand Total					
	Full-time		Part-time		Male Total		Full-time		Part-time		Female Total		Full-time		Part-time		Grand Total	
	#	%	#	%	#	%	#	%	#	%	#	%	#	%	#	%	#	%
Asian																		
American Indian / Alaskan Native	1	3.3%			1	3.3%			1	3.3%	1	3.3%	1	3.3%	1	3.3%	2	6.7%
Black or African American	2	6.7%			2	6.7%	3	10.0%			3	10.0%	5	16.7%			5	16.7%
Hispanic																		
White	2	6.7%	6	20.0%	8	26.7%	8	26.7%	5	16.7%	13	43.3%	10	33.3%	11	36.7%	21	70.0%
Native Hawaiian or Pacific Islander																		
Multiple Ethnicities									1	3.3%	1	3.3%			1	3.3%	1	3.3%
Unknown	1	3.3%			1	3.3%							1	3.3%			1	3.3%
Totals	6	20.0%	6	20.0%	12	40.0%	11	36.7%	7	23.3%	18	60.0%	17	56.7%	13	43.3%	30	100.0%



Criminal Justice

CIP Code: 43.0107

Curriculum Code: 000AA0086

Program: AA

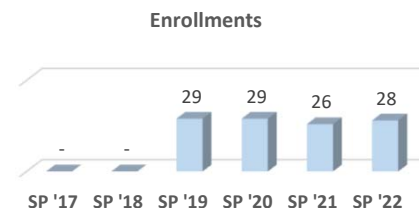
Spring 2022

Total Enrollment:	28	100.0%	Male:	10	35.7%	FT:	16	57.1%	Avg Age:	23.0
Minority:	10	35.7%	Female:	18	64.3%	PT:	12	42.9%	Feeder Enrl:	17 60.7%

Feeder H.S. Enrollees	#	%	Age	#	%
Carbondale	3	10.7%	< = 17		
Carterville	2	7.1%	18-20	18	64.3%
Crab Orchard			21-25	5	17.9%
DuQuoin	2	7.1%	26-30	1	3.6%
Elverado			31-40	3	10.7%
Herrin	2	7.1%	41-50	1	3.6%
Johnston City	2	7.1%	51-60		
Marion	4	14.3%	61-70		
Murphysboro			71-80		
West Frankfort	2	7.1%	81+		
Trico			Unk		
Feeder H.S. Total	17	60.7%	Total	28	100.0%
Agape Christian			Avg	23.0	
GED	2	7.1%	<21	18	64.3%
			>60		

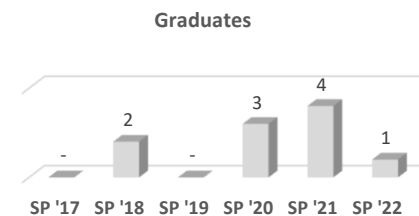
Enrollments

SP '17	-
SP '18	-
SP '19	29
SP '20	29
SP '21	26
SP '22	28



Graduates

SP '17	-
SP '18	2
SP '19	-
SP '20	3
SP '21	4
SP '22	1



Demographics	Male						Female						Grand Total					
	Full-time		Part-time		Male Total		Full-time		Part-time		Female Total		Full-time		Part-time		Grand Total	
	#	%	#	%	#	%	#	%	#	%	#	%	#	%	#	%	#	%
Asian																		
American Indian / Alaskan Native							1	3.6%			1	3.6%	1	3.6%			1	3.6%
Black or African American			2	7.1%	2	7.1%	3	10.7%	2	7.1%	5	17.9%	3	10.7%	4	14.3%	7	25.0%
Hispanic	1	3.6%			1	3.6%							1	3.6%			1	3.6%
White	2	7.1%	4	14.3%	6	21.4%	7	25.0%	4	14.3%	11	39.3%	9	32.1%	8	28.6%	17	60.7%
Native Hawaiian or Pacific Islander																		
Multiple Ethnicities							1	3.6%			1	3.6%	1	3.6%			1	3.6%
Unknown	1	3.6%			1	3.6%							1	3.6%			1	3.6%
Totals	4	14.3%	6	21.4%	10	35.7%	12	42.9%	6	21.4%	18	64.3%	16	57.1%	12	42.9%	28	100.0%

Associate in Arts

Crop and Soil Science

CIP Code: **01.1201**

Curriculum Code: **000AA0086**



Crop and Soil Science

CIP Code: 01.1201

Curriculum Code:

000AA0086

Program:

AA

Summer 2021

Total Enrollment:

Male:

FT:

Avg Age:

Minority:

Female:

PT:

Feeder Enrl:

Feeder H.S. Enrollees

Carbondale
Carterville
Crab Orchard
DuQuoin
Elverado
Herrin
Johnston City
Marion
Murphysboro
West Frankfort
Trico
Feeder H.S. Total
Agape Christian
GED

#

%

Age

#

%

< = 17
18-20
21-25
26-30
31-40
41-50
51-60
61-70
71-80
81+
Unk
Total
Avg
<21
≥60

Enrollments

SM '16
SM '17
SM '18
SM '19
SM '20
SM '21



Enrollments

SM '16 SM '17 SM '18 SM '19 SM '20 SM '21

Graduates

SM '16
SM '17
SM '18
SM '19
SM '20
SM '21



Graduates

SM '16 SM '17 SM '18 SM '19 SM '20 SM '21

Demographics	Male						Female						Grand Total					
	Full-time		Part-time		Male Total		Full-time		Part-time		Female Total		Full-time		Part-time		Grand Total	
	#	%	#	%	#	%	#	%	#	%	#	%	#	%	#	%	#	%
Asian																		
American Indian / Alaskan Native																		
Black or African American																		
Hispanic																		
White																		
Native Hawaiian or Pacific Islander																		
Multiple Ethnicities																		
Unknown																		
Totals																		



Crop and Soil Science

CIP Code: 01.1201

Curriculum Code:

000AA0086

Program:

AA

Fall 2021

Total Enrollment: 1 100.0%

Male: 1 100.0%

FT: 1 100.0%

Avg Age: 44.9

Minority:

Female: 1 100.0%

PT:

Feeder Enrl:

Feeder H.S. Enrollees

Carbondale
Carterville
Crab Orchard
DuQuoin
Elverado
Herrin
Johnston City
Marion
Murphysboro
West Frankfort
Trico
Feeder H.S. Total
Agape Christian
GED

%

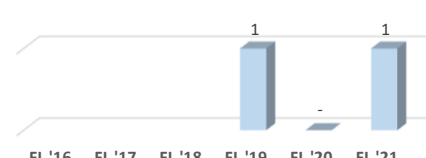
Age

<= 17
18-20
21-25
26-30
31-40
41-50
51-60
61-70
71-80
81+
Unk
Total
Avg
<21
>=60

Enrollments

FL '16
FL '17
FL '18
FL '19
FL '20
FL '21

Enrollments



Graduates

FL '16
FL '17
FL '18
FL '19
FL '20
FL '21

Graduates



Demographics	Male						Female						Grand Total					
	Full-time		Part-time		Male Total		Full-time		Part-time		Female Total		Full-time		Part-time		Grand Total	
	#	%	#	%	#	%	#	%	#	%	#	%	#	%	#	%	#	%
Asian																		
American Indian / Alaskan Native																		
Black or African American																		
Hispanic																		
White							1	100.0%			1	100.0%	1	100.0%			1	100.0%
Native Hawaiian or Pacific Islander																		
Multiple Ethnicities																		
Unknown																		
Totals							1	100.0%			1	100.0%	1	100.0%			1	100.0%



Crop and Soil Science

CIP Code: 01.1201

Curriculum Code: 000AA0086

Program: AA

Spring 2022

Total Enrollment: 2 100.0% Male: 1 50.0% FT: 2 100.0% Avg Age: 32.4
 Minority: Female: 1 50.0% PT: Feeder Enrl:

Feeder H.S. Enrollees

	#	%	Age	#	%
Carbondale			<= 17		
Carterville			18-20	1	50.0%
Crab Orchard			21-25		
DuQuoin			26-30		
Elverado			31-40		
Herrin			41-50	1	50.0%
Johnston City			51-60		
Marion			61-70		
Murphysboro			71-80		
West Frankfort			81+		
Trico			Unk		
Feeder H.S. Total			Total	2	100.0%
			Avg	32.4	
Agape Christian			<21	1	50.0%
GED			>=60		

Enrollments



Graduates



Demographics	Male						Female						Grand Total					
	Full-time		Part-time		Male Total		Full-time		Part-time		Female Total		Full-time		Part-time		Grand Total	
	#	%	#	%	#	%	#	%	#	%	#	%	#	%	#	%	#	%
Asian																		
American Indian / Alaskan Native																		
Black or African American																		
Hispanic																		
White	1	50.0%			1	50.0%	1	50.0%			1	50.0%	2	100.0%			2	100.0%
Native Hawaiian or Pacific Islander																		
Multiple Ethnicities																		
Unknown																		
Totals	1	50.0%			1	50.0%	1	50.0%			1	50.0%	2	100.0%			2	100.0%

Associate in Arts

Early Childhood Education

CIP Code: **13.1210**

Curriculum Code: **000AA0086**



Early Childhood Education

CIP Code: 13.1210

Curriculum Code:

000AA0086

Program:

AA

Summer 2021

Total Enrollment:	8	100.0%	Male:			FT:	5	62.5%	Avg Age:	25.2
Minority:	1	12.5%	Female:	8	100.0%	PT:	3	37.5%	Feeder Enrl:	3 37.5%

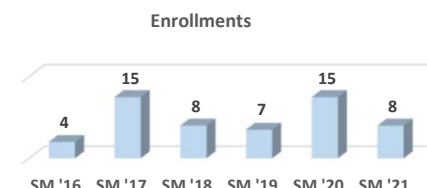
Feeder H.S. Enrollees

	#	%
Carbondale		
Carterville		
Crab Orchard		
DuQuoin	1	12.5%
Elverado		
Herrin	1	12.5%
Johnston City		
Marion	1	12.5%
Murphysboro		
West Frankfort		
Trico		
Feeder H.S. Total	3	37.5%
Agape Christian		
GED		

Age	#	%
< = 17		
18-20	4	50.0%
21-25	2	25.0%
26-30		
31-40	2	25.0%
41-50		
51-60		
61-70		
71-80		
81+		
Unk		
Total	8	100.0%
Avg	25.2	
<21	4	50.0%
>60		

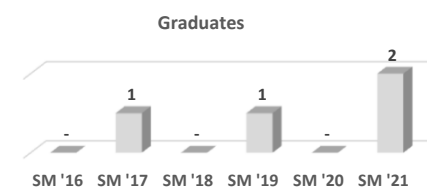
Enrollments

SM '16	4
SM '17	15
SM '18	8
SM '19	7
SM '20	15
SM '21	8



Graduates

SM '16	-
SM '17	1
SM '18	-
SM '19	1
SM '20	-
SM '21	2



Demographics	Male						Female						Grand Total					
	Full-time		Part-time		Male Total		Full-time		Part-time		Female Total		Full-time		Part-time		Grand Total	
	#	%	#	%	#	%	#	%	#	%	#	%	#	%	#	%	#	%
Asian																		
American Indian / Alaskan Native																		
Black or African American							1	12.5%			1	12.5%	1	12.5%			1	12.5%
Hispanic																		
White							4	50.0%	3	37.5%	7	87.5%	4	50.0%	3	37.5%	7	87.5%
Native Hawaiian or Pacific Islander																		
Multiple Ethnicities																		
Unknown																		
Totals							5	62.5%	3	37.5%	8	100.0%	5	62.5%	3	37.5%	8	100.0%



Early Childhood Education

CIP Code: 13.1210

Curriculum Code:

000AA0086

Program:

AA

Fall 2021

Total Enrollment:	21	100.0%	Male:			FT:	10	47.6%	Avg Age:	23.0	
Minority:	2	9.5%	Female:	21	100.0%	PT:	11	52.4%	Feeder Enrl:	17	81.0%

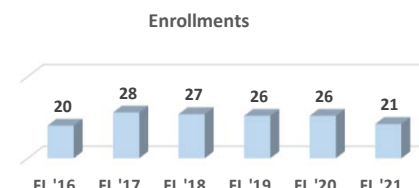
Feeder H.S. Enrollees

	#	%
Carbondale	1	4.8%
Carterville	1	4.8%
Crab Orchard		
DuQuoin	1	4.8%
Elverado		
Herrin	4	19.0%
Johnston City	2	9.5%
Marion	5	23.8%
Murphysboro	3	14.3%
West Frankfort		
Trico		
Feeder H.S. Total	17	81.0%
Agape Christian		
GED		

Age	#	%
<= 17	1	4.8%
18-20	14	66.7%
21-25	1	4.8%
26-30	2	9.5%
31-40	2	9.5%
41-50	1	4.8%
51-60		
61-70		
71-80		
81+		
Unk		
Total	21	100.0%
Avg	23.0	
<21	15	71.4%
>60		

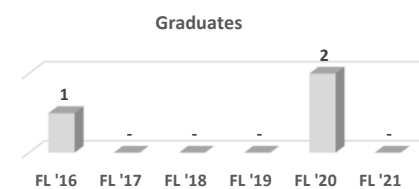
Enrollments

FL '16	20
FL '17	28
FL '18	27
FL '19	26
FL '20	26
FL '21	21



Graduates

FL '16	1
FL '17	-
FL '18	-
FL '19	-
FL '20	2
FL '21	-



Demographics	Male						Female						Grand Total					
	Full-time		Part-time		Male Total		Full-time		Part-time		Female Total		Full-time		Part-time		Grand Total	
	#	%	#	%	#	%	#	%	#	%	#	%	#	%	#	%	#	%
Asian																		
American Indian / Alaskan Native																		
Black or African American																		
Hispanic																		
White							7	33.3%	10	47.6%	17	81.0%	7	33.3%	10	47.6%	17	81.0%
Native Hawaiian or Pacific Islander																		
Multiple Ethnicities							1	4.8%	1	4.8%	2	9.5%	1	4.8%	1	4.8%	2	9.5%
Unknown							2	9.5%			2	9.5%	2	9.5%			2	9.5%
Totals							10	47.6%	11	52.4%	21	100.0%	10	47.6%	11	52.4%	21	100.0%



Early Childhood Education

Spring 2022

CIP Code:

13.1210

Curriculum Code:

000AA0086

Program:

AA

Total Enrollment:	22	100.0%	Male:			FT:	12	54.5%	Avg Age:	24.7
Minority:	3	13.6%	Female:	22	100.0%	PT:	10	45.5%	Feeder Enrl:	13 59.1%

Feeder H.S. Enrollees

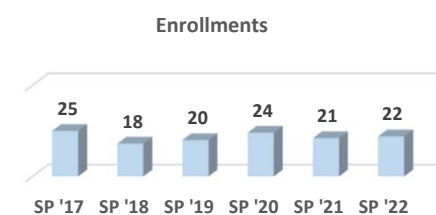
	#	%
Carbondale		
Carterville	2	9.1%
Crab Orchard	1	4.5%
DuQuoin	1	4.5%
Elverado		
Herrin	4	18.2%
Johnston City		
Marion	2	9.1%
Murphysboro	3	13.6%
West Frankfort		
Trico		
Feeder H.S. Total	13	59.1%
Agape Christian		
GED		

Age

	#	%
< = 17	1	4.5%
18-20	11	50.0%
21-25	3	13.6%
26-30	3	13.6%
31-40	3	13.6%
41-50		
51-60	1	4.5%
61-70		
71-80		
81+		
Unk		
Total	22	100.0%
Avg	24.7	
<21	12	54.5%
>60		

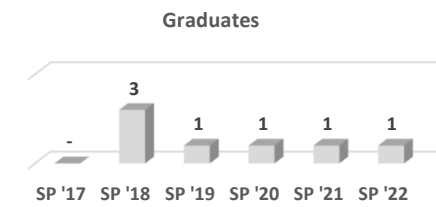
Enrollments

SP '17	25
SP '18	18
SP '19	20
SP '20	24
SP '21	21
SP '22	22



Graduates

SP '17	-
SP '18	3
SP '19	1
SP '20	1
SP '21	1
SP '22	1



Demographics	Male						Female						Grand Total					
	Full-time		Part-time		Male Total		Full-time		Part-time		Female Total		Full-time		Part-time		Grand Total	
	#	%	#	%	#	%	#	%	#	%	#	%	#	%	#	%	#	%
Asian																		
American Indian / Alaskan Native																		
Black or African American									2	9.1%	2	9.1%			2	9.1%	2	9.1%
Hispanic									1	4.5%	1	4.5%			1	4.5%	1	4.5%
White							9	40.9%	7	31.8%	16	72.7%	9	40.9%	7	31.8%	16	72.7%
Native Hawaiian or Pacific Islander																		
Multiple Ethnicities																		
Unknown							3	13.6%			3	13.6%	3	13.6%			3	13.6%
Totals							12	54.5%	10	45.5%	22	100.0%	12	54.5%	10	45.5%	22	100.0%

Associate in Arts

Economics

CIP Code: **45.0601**

Curriculum Code: **000AA0086**



Economics

CIP Code:

45.0601

Curriculum Code:

000AA0086

Program:

AA

Summer 2021

Total Enrollment:	1	100.0%	Male:			FT:			Avg Age:	34.1
Minority:			Female:	1	100.0%	PT:	1	100.0%	Feeder Enrl:	1 100.0%

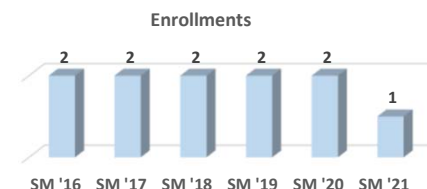
Feeder H.S. Enrollees

	#	%
Carbondale		
Carterville		
Crab Orchard		
DuQuoin		
Elverado		
Herrin		
Johnston City		
Marion		
Murphysboro	1	100.0%
West Frankfort		
Trico		
Feeder H.S. Total	1	100.0%
Agape Christian		
GED		

Age	#	%
< = 17		
18-20		
21-25		
26-30		
31-40	1	100.0%
41-50		
51-60		
61-70		
71-80		
81+		
Unk		
Total	1	100.0%
Avg	34.1	
<21		
>60		

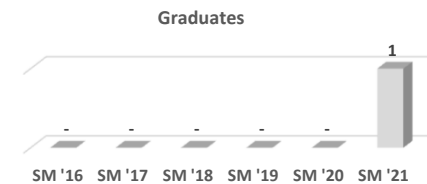
Enrollments

SM '16	2
SM '17	2
SM '18	2
SM '19	2
SM '20	2
SM '21	1

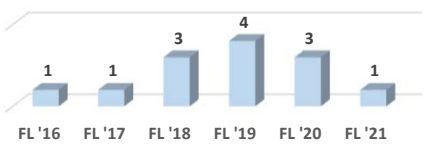



Graduates

SM '16	-
SM '17	-
SM '18	-
SM '19	-
SM '20	-
SM '21	1



Demographics	Male						Female						Grand Total					
	Full-time		Part-time		Male Total		Full-time		Part-time		Female Total		Full-time		Part-time		Grand Total	
	#	%	#	%	#	%	#	%	#	%	#	%	#	%	#	%	#	%
Asian																		
American Indian / Alaskan Native																		
Black or African American																		
Hispanic																		
White									1	100.0%	1	100.0%			1	100.0%	1	100.0%
Native Hawaiian or Pacific Islander																		
Multiple Ethnicities																		
Unknown																		
Totals									1	100.0%	1	100.0%			1	100.0%	1	100.0%

 Economics		Fall 2021											
CIP Code: 45.0601		Curriculum Code: 000AA0086		Program: AA									
Total Enrollment: 1 100.0%		Male: 1 100.0%		FT: 1 100.0%		Avg Age: 28.3							
Minority:		Female:		PT:		Feeder Enrl: 1 100.0%							
Feeder H.S. Enrollees		# %		Age # %		Enrollments		Enrollments					
Carbondale		1 100.0%		<= 17		FL '16 1							
Carterville				18-20		FL '17 1							
Crab Orchard				21-25		FL '18 3							
DuQuoin				26-30 1 100.0%		FL '19 4							
Elverado				31-40		FL '20 3							
Herrin				41-50		FL '21 1							
Johnston City				51-60									
Marion				61-70									
Murphysboro				71-80									
West Frankfort				81+									
Trico				Unk									
Feeder H.S. Total		1 100.0%		Total 1 100.0%		Graduates		Graduates					
Agape Christian				Avg 28.3		FL '16 -							
GED				<21		FL '17 -							
				>60		FL '18 -							
						FL '19 -							
						FL '20 -							
						FL '21 -							



Economics

CIP Code: 45.0601

Curriculum Code: 000AA0086

Program: AA

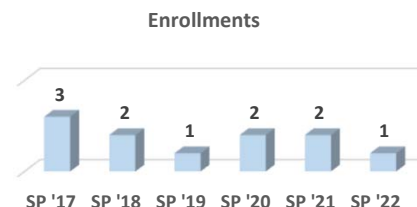
Spring 2022

Total Enrollment:	1	100.0%	Male:	1	100.0%	FT:	1	100.0%	Avg Age:	28.7
Minority:			Female:			PT:			Feeder Enrl:	1 100.0%

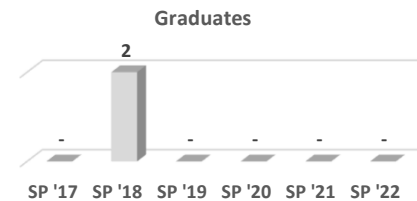
Feeder H.S. Enrollees	#	%
Carbondale	1	100.0%
Carterville		
Crab Orchard		
DuQuoin		
Elverado		
Herrin		
Johnston City		
Marion		
Murphysboro		
West Frankfort		
Trico		
Feeder H.S. Total	1	100.0%
Agape Christian		
GED		

Age	#	%
<= 17		
18-20		
21-25		
26-30	1	100.0%
31-40		
41-50		
51-60		
61-70		
71-80		
81+		
Unk		
Total	1	100.0%
Avg	28.7	
<21		
>60		

Enrollments	
SP '17	3
SP '18	2
SP '19	1
SP '20	2
SP '21	2
SP '22	1



Graduates	
SP '17	-
SP '18	2
SP '19	-
SP '20	-
SP '21	-
SP '22	-



Demographics	Male						Female						Grand Total					
	Full-time		Part-time		Male Total		Full-time		Part-time		Female Total		Full-time		Part-time		Grand Total	
	#	%	#	%	#	%	#	%	#	%	#	%	#	%	#	%	#	%
Asian																		
American Indian / Alaskan Native																		
Black or African American																		
Hispanic																		
White	1	100.0%			1	100.0%							1	100.0%			1	100.0%
Native Hawaiian or Pacific Islander																		
Multiple Ethnicities																		
Unknown																		
Totals	1	100.0%			1	100.0%							1	100.0%			1	100.0%

Associate in Arts

Elementary Education

CIP Code: **13.1202**

Curriculum Code: **000AA0086**



Elementary Education

CIP Code: 13.1202

Curriculum Code:

000AA0086

Program:

AA

Summer 2021

Total Enrollment:	31	100.0%	Male:	1	3.2%	FT:	15	48.4%	Avg Age:	22.1
Minority:	4	12.9%	Female:	30	96.8%	PT:	16	51.6%	Feeder Enrl:	22 71.0%

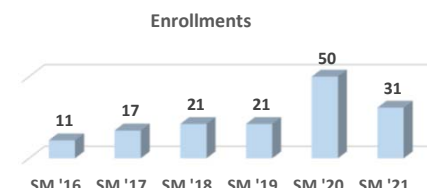
Feeder H.S. Enrollees

	#	%
Carbondale		
Carterville		
Crab Orchard	1	3.2%
DuQuoin	2	6.5%
Elverado	1	3.2%
Herrin	4	12.9%
Johnston City	2	6.5%
Marion	7	22.6%
Murphysboro	1	3.2%
West Frankfort	2	6.5%
Trico	2	6.5%
Feeder H.S. Total	22	71.0%
Agape Christian	2	6.5%
GED	1	3.2%

Age	#	%
< = 17	1	3.2%
18-20	18	58.1%
21-25	7	22.6%
26-30	2	6.5%
31-40	3	9.7%
41-50		
51-60		
61-70		
71-80		
81+		
Unk		
Total	31	100.0%
Avg	22.1	
<21	19	61.3%
>60		

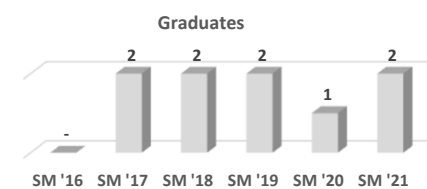
Enrollments

SM '16	11
SM '17	17
SM '18	21
SM '19	21
SM '20	50
SM '21	31



Graduates

SM '16	-
SM '17	2
SM '18	2
SM '19	2
SM '20	1
SM '21	2



Demographics	Male						Female						Grand Total					
	Full-time		Part-time		Male Total		Full-time		Part-time		Female Total		Full-time		Part-time		Grand Total	
	#	%	#	%	#	%	#	%	#	%	#	%	#	%	#	%	#	%
Asian							2	6.5%			2	6.5%	2	6.5%			2	6.5%
American Indian / Alaskan Native																		
Black or African American			1	3.2%	1	3.2%	1	3.2%			1	3.2%	1	3.2%	1	3.2%	2	6.5%
Hispanic																		
White							12	38.7%	15	48.4%	27	87.1%	12	38.7%	15	48.4%	27	87.1%
Native Hawaiian or Pacific Islander																		
Multiple Ethnicities																		
Unknown																		
Totals			1	3.2%	1	3.2%	15	48.4%	15	48.4%	30	96.8%	15	48.4%	16	51.6%	31	100.0%



Elementary Education

CIP Code: 13.1202

Curriculum Code:

000AA0086

Program:

AA

Fall 2021

Total Enrollment:	58	100.0%	Male:	5	8.6%	FT:	37	63.8%	Avg Age:	21.9
Minority:	2	3.4%	Female:	53	91.4%	PT:	21	36.2%	Feeder Enrl:	43 74.1%

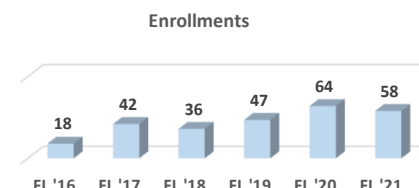
Feeder H.S. Enrollees

	#	%
Carbondale	2	3.4%
Carterville	3	5.2%
Crab Orchard		
DuQuoin	4	6.9%
Elverado	1	1.7%
Herrin	6	10.3%
Johnston City	1	1.7%
Marion	17	29.3%
Murphysboro	3	5.2%
West Frankfort	2	3.4%
Trico	4	6.9%
Feeder H.S. Total	43	74.1%
Agape Christian	3	5.2%
GED	1	1.7%

Age	#	%
<= 17		
18-20	39	67.2%
21-25	13	22.4%
26-30	1	1.7%
31-40	3	5.2%
41-50	2	3.4%
51-60		
61-70		
71-80		
81+		
Unk		
Total	58	100.0%
Avg	21.9	
<21	39	67.2%
>60		

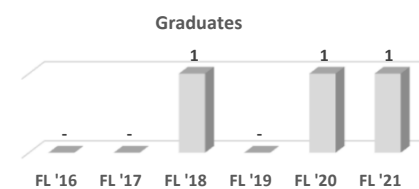
Enrollments

FL '16	18
FL '17	42
FL '18	36
FL '19	47
FL '20	64
FL '21	58



Graduates

FL '16	-
FL '17	-
FL '18	1
FL '19	-
FL '20	1
FL '21	1



Demographics	Male						Female						Grand Total					
	Full-time		Part-time		Male Total		Full-time		Part-time		Female Total		Full-time		Part-time		Grand Total	
	#	%	#	%	#	%	#	%	#	%	#	%	#	%	#	%	#	%
Asian									1	1.7%	1	1.7%			1	1.7%	1	1.7%
American Indian / Alaskan Native																		
Black or African American							1	1.7%			1	1.7%	1	1.7%			1	1.7%
Hispanic																		
White	2	3.4%	3	5.2%	5	8.6%	32	55.2%	17	29.3%	49	84.5%	34	58.6%	20	34.5%	54	93.1%
Native Hawaiian or Pacific Islander																		
Multiple Ethnicities																		
Unknown							2	3.4%			2	3.4%	2	3.4%			2	3.4%
Totals	2	3.4%	3	5.2%	5	8.6%	35	60.3%	18	31.0%	53	91.4%	37	63.8%	21	36.2%	58	100.0%



Elementary Education

CIP Code: 13.1202

Curriculum Code: 000AA0086

Program: AA

Spring 2022

Total Enrollment:	49	100.0%	Male:	5	10.2%	FT:	38	77.6%	Avg Age:	21.3
Minority:	1	2.0%	Female:	44	89.8%	PT:	11	22.4%	Feeder Enrl:	38 77.6%

Feeder H.S. Enrollees

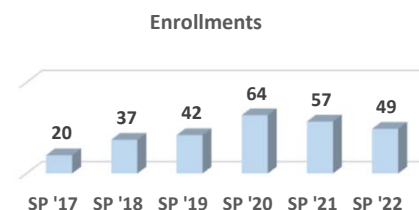
	#	%
Carbondale	3	6.1%
Carterville	2	4.1%
Crab Orchard		
DuQuoin	3	6.1%
Elverado	1	2.0%
Herrin	7	14.3%
Johnston City	1	2.0%
Marion	13	26.5%
Murphysboro	3	6.1%
West Frankfort	2	4.1%
Trico	3	6.1%
Feeder H.S. Total	38	77.6%
Agape Christian	1	2.0%
GED		

Age

	#	%
< = 17		
18-20	35	71.4%
21-25	10	20.4%
26-30	3	6.1%
31-40		
41-50	1	2.0%
51-60		
61-70		
71-80		
81+		
Unk		
Total	49	100.0%
Avg	21.3	
<21	35	71.4%
>60		

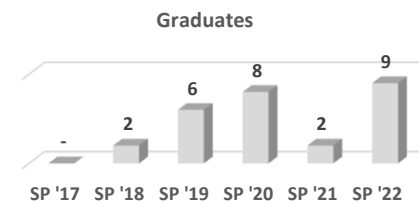
Enrollments

SP '17	20
SP '18	37
SP '19	42
SP '20	64
SP '21	57
SP '22	49



Graduates

SP '17	-
SP '18	2
SP '19	6
SP '20	8
SP '21	2
SP '22	9



Demographics	Male						Female						Grand Total					
	Full-time		Part-time		Male Total		Full-time		Part-time		Female Total		Full-time		Part-time		Grand Total	
	#	%	#	%	#	%	#	%	#	%	#	%	#	%	#	%	#	%
Asian																		
American Indian / Alaskan Native																		
Black or African American							1	2.0%			1	2.0%	1	2.0%			1	2.0%
Hispanic																		
White	4	8.2%	1	2.0%	5	10.2%	32	65.3%	10	20.4%	42	85.7%	36	73.5%	11	22.4%	47	95.9%
Native Hawaiian or Pacific Islander																		
Multiple Ethnicities																		
Unknown							1	2.0%			1	2.0%	1	2.0%			1	2.0%
Totals	4	8.2%	1	2.0%	5	10.2%	34	69.4%	10	20.4%	44	89.8%	38	77.6%	11	22.4%	49	100.0%

Associate in Arts

English

CIP Code: **23.0101**

Curriculum Code: **000AA0086**



English

CIP Code:

23.0101

Curriculum Code:

000AA0086

Program:

AA

Summer 2021

Total Enrollment:	1	100.0%	Male:			FT:	1	100.0%	Avg Age:	27.1
Minority:			Female:	1	100.0%	PT:			Feeder Enrl:	1 100.0%

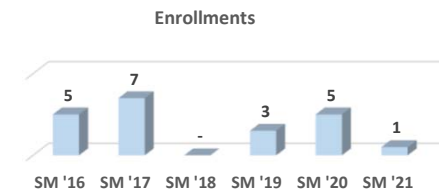
Feeder H.S. Enrollees

	#	%
Carbondale		
Carterville		
Crab Orchard		
DuQuoin		
Elverado		
Herrin		
Johnston City		
Marion		
Murphysboro		
West Frankfort	1	100.0%
Trico		
Feeder H.S. Total	1	100.0%
Agape Christian		
GED		

Age	#	%
< = 17		
18-20		
21-25		
26-30	1	100.0%
31-40		
41-50		
51-60		
61-70		
71-80		
81+		
Unk		
Total	1	100.0%
Avg	27.1	
<21		
>60		

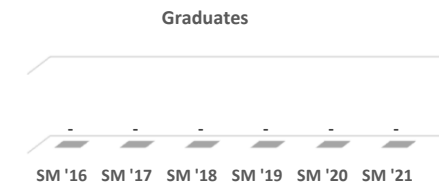
Enrollments

SM '16	5
SM '17	7
SM '18	-
SM '19	3
SM '20	5
SM '21	1


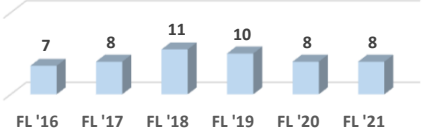
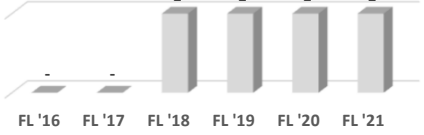


Graduates

SM '16	-
SM '17	-
SM '18	-
SM '19	-
SM '20	-
SM '21	-



Demographics	Male						Female						Grand Total					
	Full-time		Part-time		Male Total		Full-time		Part-time		Female Total		Full-time		Part-time		Grand Total	
	#	%	#	%	#	%	#	%	#	%	#	%	#	%	#	%	#	%
Asian																		
American Indian / Alaskan Native																		
Black or African American																		
Hispanic																		
White							1	100.0%			1	100.0%	1	100.0%			1	100.0%
Native Hawaiian or Pacific Islander																		
Multiple Ethnicities																		
Unknown																		
Totals							1	100.0%			1	100.0%	1	100.0%			1	100.0%

<div><div></div><div>English</div></div> <div>CIP Code:23.0101Curriculum Code:000AA0086Program:AA</div> <div>Fall 2021</div>																																																																																																																																							
Total Enrollment:8100.0%				Male:225.0%				FT:787.5%				Avg Age:20.1																																																																																																																											
Minority:				Female:675.0%				PT:112.5%				Feeder Enrl:450.0%																																																																																																																											
<div><div><div><div>Feeder H.S. Enrollees</div><table><thead><tr><th></th><th>#</th><th>%</th></tr></thead><tbody><tr><td>Carbondale</td><td>2</td><td>25.0%</td></tr><tr><td>Carterville</td><td></td><td></td></tr><tr><td>Crab Orchard</td><td></td><td></td></tr><tr><td>DuQuoin</td><td>1</td><td>12.5%</td></tr><tr><td>Elverado</td><td></td><td></td></tr><tr><td>Herrin</td><td></td><td></td></tr><tr><td>Johnston City</td><td></td><td></td></tr><tr><td>Marion</td><td>1</td><td>12.5%</td></tr><tr><td>Murphysboro</td><td></td><td></td></tr><tr><td>West Frankfort</td><td></td><td></td></tr><tr><td>Trico</td><td></td><td></td></tr><tr><td>Feeder H.S. Total</td><td>4</td><td>50.0%</td></tr><tr><td>Agape Christian</td><td></td><td></td></tr><tr><td>GED</td><td></td><td></td></tr></tbody></table></div><div><div>Age</div><table><thead><tr><th></th><th>#</th><th>%</th></tr></thead><tbody><tr><td><= 17</td><td></td><td></td></tr><tr><td>18-20</td><td>6</td><td>75.0%</td></tr><tr><td>21-25</td><td>2</td><td>25.0%</td></tr><tr><td>26-30</td><td></td><td></td></tr><tr><td>31-40</td><td></td><td></td></tr><tr><td>41-50</td><td></td><td></td></tr><tr><td>51-60</td><td></td><td></td></tr><tr><td>61-70</td><td></td><td></td></tr><tr><td>71-80</td><td></td><td></td></tr><tr><td>81+</td><td></td><td></td></tr><tr><td>Unk</td><td></td><td></td></tr><tr><td>Total</td><td>8</td><td>100.0%</td></tr><tr><td>Avg</td><td>20.1</td><td></td></tr><tr><td><21</td><td>6</td><td>75.0%</td></tr><tr><td>>60</td><td></td><td></td></tr></tbody></table></div><div><div>Enrollments</div><table><tbody><tr><td>FL '16</td><td>7</td></tr><tr><td>FL '17</td><td>8</td></tr><tr><td>FL '18</td><td>11</td></tr><tr><td>FL '19</td><td>10</td></tr><tr><td>FL '20</td><td>8</td></tr><tr><td>FL '21</td><td>8</td></tr></tbody></table></div><div><div>Enrollments</div></div><div><div>Graduates</div><table><tbody><tr><td>FL '16</td><td>-</td></tr><tr><td>FL '17</td><td>-</td></tr><tr><td>FL '18</td><td>1</td></tr><tr><td>FL '19</td><td>1</td></tr><tr><td>FL '20</td><td>1</td></tr><tr><td>FL '21</td><td>1</td></tr></tbody></table></div><div><div>Graduates</div></div></div></div>																				#	%	Carbondale	2	25.0%	Carterville			Crab Orchard			DuQuoin	1	12.5%	Elverado			Herrin			Johnston City			Marion	1	12.5%	Murphysboro			West Frankfort			Trico			Feeder H.S. Total	4	50.0%	Agape Christian			GED				#	%	<= 17			18-20	6	75.0%	21-25	2	25.0%	26-30			31-40			41-50			51-60			61-70			71-80			81+			Unk			Total	8	100.0%	Avg	20.1		<21	6	75.0%	>60			FL '16	7	FL '17	8	FL '18	11	FL '19	10	FL '20	8	FL '21	8	FL '16	-	FL '17	-	FL '18	1	FL '19	1	FL '20	1	FL '21	1
	#	%																																																																																																																																					
Carbondale	2	25.0%																																																																																																																																					
Carterville																																																																																																																																							
Crab Orchard																																																																																																																																							
DuQuoin	1	12.5%																																																																																																																																					
Elverado																																																																																																																																							
Herrin																																																																																																																																							
Johnston City																																																																																																																																							
Marion	1	12.5%																																																																																																																																					
Murphysboro																																																																																																																																							
West Frankfort																																																																																																																																							
Trico																																																																																																																																							
Feeder H.S. Total	4	50.0%																																																																																																																																					
Agape Christian																																																																																																																																							
GED																																																																																																																																							
	#	%																																																																																																																																					
<= 17																																																																																																																																							
18-20	6	75.0%																																																																																																																																					
21-25	2	25.0%																																																																																																																																					
26-30																																																																																																																																							
31-40																																																																																																																																							
41-50																																																																																																																																							
51-60																																																																																																																																							
61-70																																																																																																																																							
71-80																																																																																																																																							
81+																																																																																																																																							
Unk																																																																																																																																							
Total	8	100.0%																																																																																																																																					
Avg	20.1																																																																																																																																						
<21	6	75.0%																																																																																																																																					
>60																																																																																																																																							
FL '16	7																																																																																																																																						
FL '17	8																																																																																																																																						
FL '18	11																																																																																																																																						
FL '19	10																																																																																																																																						
FL '20	8																																																																																																																																						
FL '21	8																																																																																																																																						
FL '16	-																																																																																																																																						
FL '17	-																																																																																																																																						
FL '18	1																																																																																																																																						
FL '19	1																																																																																																																																						
FL '20	1																																																																																																																																						
FL '21	1																																																																																																																																						
Demographics	Male						Female						Grand Total																																																																																																																										
	Full-time		Part-time		Male Total		Full-time		Part-time		Female Total		Full-time		Part-time		Grand Total																																																																																																																						
	#	%	#	%	#	%	#	%	#	%	#	%	#	%	#	%	#	%																																																																																																																					
Asian																																																																																																																																							
American Indian / Alaskan Native																																																																																																																																							
Black or African American																																																																																																																																							
Hispanic																																																																																																																																							
White	1	12.5%			1	12.5%	5	62.5%	1	12.5%	6	75.0%	6	75.0%	1	12.5%	7	87.5%																																																																																																																					
Native Hawaiian or Pacific Islander																																																																																																																																							
Multiple Ethnicities																																																																																																																																							
Unknown	1	12.5%			1	12.5%							1	12.5%			1	12.5%																																																																																																																					
Totals	2	25.0%			2	25.0%	5	62.5%	1	12.5%	6	75.0%	7	87.5%	1	12.5%	8	100.0%																																																																																																																					



English

CIP Code:

23.0101

Curriculum Code:

000AA0086

Program:

AA

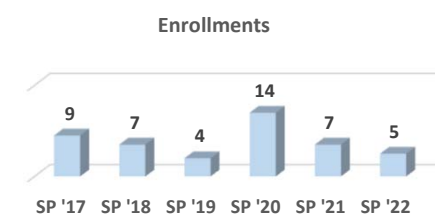
Spring 2022

Total Enrollment:	5	100.0%	Male:	2	40.0%	FT:	4	80.0%	Avg Age:	21.4
Minority:			Female:	3	60.0%	PT:	1	20.0%	Feeder Enrl:	3 60.0%

Feeder H.S. Enrollees	#	%	Age	#	%
Carbondale	2	40.0%	< = 17		
Carterville			18-20	3	60.0%
Crab Orchard			21-25	1	20.0%
DuQuoin	1	20.0%	26-30	1	20.0%
Elverado			31-40		
Herrin			41-50		
Johnston City			51-60		
Marion			61-70		
Murphysboro			71-80		
West Frankfort			81+		
Trico			Unk		
Feeder H.S. Total	3	60.0%	Total	5	100.0%
Agape Christian			Avg	21.4	
GED			<21	3	60.0%
			>60		

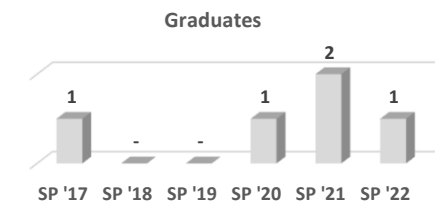
Enrollments

SP '17	9
SP '18	7
SP '19	4
SP '20	14
SP '21	7
SP '22	5



Graduates

SP '17	1
SP '18	-
SP '19	-
SP '20	1
SP '21	2
SP '22	1



Demographics	Male						Female						Grand Total					
	Full-time		Part-time		Male Total		Full-time		Part-time		Female Total		Full-time		Part-time		Grand Total	
	#	%	#	%	#	%	#	%	#	%	#	%	#	%	#	%	#	%
Asian																		
American Indian / Alaskan Native																		
Black or African American																		
Hispanic																		
White							3	60.0%			3	60.0%	3	60.0%			3	60.0%
Native Hawaiian or Pacific Islander																		
Multiple Ethnicities																		
Unknown	1	20.0%	1	20.0%	2	40.0%							1	20.0%	1	20.0%	2	40.0%
Totals	1	20.0%	1	20.0%	2	40.0%	3	60.0%			3	60.0%	4	80.0%	1	20.0%	5	100.0%

Associate in Arts

English Education

CIP Code: **13.1305**

Curriculum Code: **000AA0086**



English Education

CIP Code: 13.1305

Curriculum Code:

000AA0086

Program:

AA

Summer 2021

Total Enrollment:	3	100.0%	Male:			FT:	3	100.0%	Avg Age:	19.4
Minority:			Female:	3	100.0%	PT:			Feeder Enrl:	2 66.7%

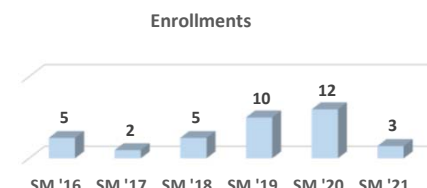
Feeder H.S. Enrollees

	#	%
Carbondale		
Carterville		
Crab Orchard		
DuQuoin		
Elverado		
Herrin		
Johnston City	1	33.3%
Marion		
Murphysboro		
West Frankfort		
Trico	1	33.3%
Feeder H.S. Total	2	66.7%
Agape Christian	1	33.3%
GED		

Age	#	%
< = 17		
18-20	3	100.0%
21-25		
26-30		
31-40		
41-50		
51-60		
61-70		
71-80		
81+		
Unk		
Total	3	100.0%
Avg	19.4	
<21	3	100.0%
>60		

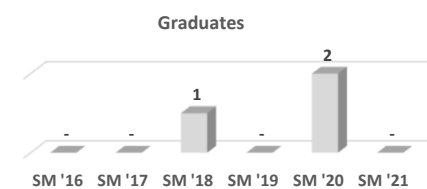
Enrollments

SM '16	5
SM '17	2
SM '18	5
SM '19	10
SM '20	12
SM '21	3



Graduates

SM '16	-
SM '17	-
SM '18	1
SM '19	-
SM '20	2
SM '21	-



Demographics	Male						Female						Grand Total					
	Full-time		Part-time		Male Total		Full-time		Part-time		Female Total		Full-time		Part-time		Grand Total	
	#	%	#	%	#	%	#	%	#	%	#	%	#	%	#	%	#	%
Asian																		
American Indian / Alaskan Native																		
Black or African American																		
Hispanic																		
White							3	100.0%			3	100.0%	3	100.0%			3	100.0%
Native Hawaiian or Pacific Islander																		
Multiple Ethnicities																		
Unknown																		
Totals							3	100.0%			3	100.0%	3	100.0%			3	100.0%



English Education

CIP Code: 13.1305

Curriculum Code:

000AA0086

Program:

AA

Fall 2021

Total Enrollment:	7	100.0%	Male:	1	14.3%	FT:	4	57.1%	Avg Age:	20.6
Minority:	1	14.3%	Female:	6	85.7%	PT:	3	42.9%	Feeder Enrl:	5 71.4%

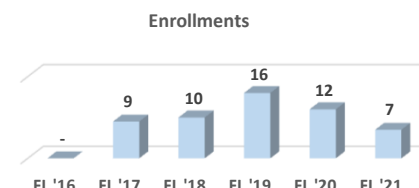
Feeder H.S. Enrollees

	#	%
Carbondale		
Carterville	1	14.3%
Crab Orchard		
DuQuoin		
Elverado	1	14.3%
Herrin	1	14.3%
Johnston City		
Marion	1	14.3%
Murphysboro		
West Frankfort		
Trico	1	14.3%
Feeder H.S. Total	5	71.4%
Agape Christian		
GED	1	14.3%

Age	#	%
<= 17		
18-20	5	71.4%
21-25	2	28.6%
26-30		
31-40		
41-50		
51-60		
61-70		
71-80		
81+		
Unk		
Total	7	100.0%
Avg	20.6	
<21	5	71.4%
>60		

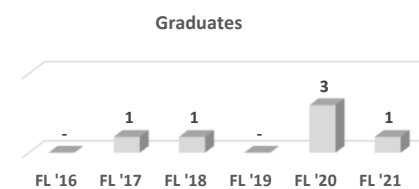
Enrollments

FL '16	-
FL '17	9
FL '18	10
FL '19	16
FL '20	12
FL '21	7



Graduates

FL '16	-
FL '17	1
FL '18	1
FL '19	-
FL '20	3
FL '21	1



Demographics	Male						Female						Grand Total					
	Full-time		Part-time		Male Total		Full-time		Part-time		Female Total		Full-time		Part-time		Grand Total	
	#	%	#	%	#	%	#	%	#	%	#	%	#	%	#	%	#	%
Asian																		
American Indian / Alaskan Native																		
Black or African American																		
Hispanic																		
White			1	14.3%	1	14.3%	3	42.9%	2	28.6%	5	71.4%	3	42.9%	3	42.9%	6	85.7%
Native Hawaiian or Pacific Islander																		
Multiple Ethnicities							1	14.3%			1	14.3%	1	14.3%			1	14.3%
Unknown																		
Totals			1	14.3%	1	14.3%	4	57.1%	2	28.6%	6	85.7%	4	57.1%	3	42.9%	7	100.0%



English Education

CIP Code: 13.1305

Curriculum Code: 000AA0086

Program: AA

Spring 2022

Total Enrollment:	5	100.0%	Male:	2	40.0%	FT:	4	80.0%	Avg Age:	24.9
Minority:			Female:	3	60.0%	PT:	1	20.0%	Feeder Enrl:	2 40.0%

Feeder H.S. Enrollees

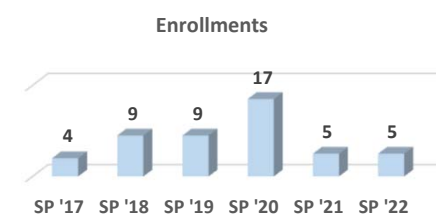
	#	%
Carbondale		
Carterville		
Crab Orchard		
DuQuoin		
Elverado	1	20.0%
Herrin		
Johnston City		
Marion	1	20.0%
Murphysboro		
West Frankfort		
Trico		
Feeder H.S. Total	2	40.0%
Agape Christian		
GED		

Age

	#	%
<= 17		
18-20	3	60.0%
21-25		
26-30	1	20.0%
31-40	1	20.0%
41-50		
51-60		
61-70		
71-80		
81+		
Unk		
Total	5	100.0%
Avg	24.9	
<21	3	60.0%
>60		

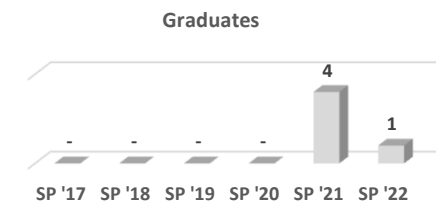
Enrollments

SP '17	4
SP '18	9
SP '19	9
SP '20	17
SP '21	5
SP '22	5



Graduates

SP '17	-
SP '18	-
SP '19	-
SP '20	-
SP '21	4
SP '22	1



Demographics	Male						Female						Grand Total					
	Full-time		Part-time		Male Total		Full-time		Part-time		Female Total		Full-time		Part-time		Grand Total	
	#	%	#	%	#	%	#	%	#	%	#	%	#	%	#	%	#	%
Asian																		
American Indian / Alaskan Native																		
Black or African American																		
Hispanic																		
White	1	20.0%	1	20.0%	2	40.0%	3	60.0%			3	60.0%	4	80.0%	1	20.0%	5	100.0%
Native Hawaiian or Pacific Islander																		
Multiple Ethnicities																		
Unknown																		
Totals	1	20.0%	1	20.0%	2	40.0%	3	60.0%			3	60.0%	4	80.0%	1	20.0%	5	100.0%

Associate in Arts

Environmental Resources & Geography

CIP Code: 15.0507

Curriculum Code: 000AA0086



Environmental Resources & Geography

CIP Code: 15.0507

Curriculum Code:

000AA0086

Program:

AA

Summer 2021

Total Enrollment:	1	100.0%	Male:			FT:	1	100.0%	Avg Age:	31.6
Minority:			Female:	1	100.0%	PT:			Feeder Enrl:	1 100.0%

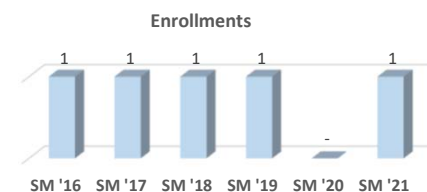
Feeder H.S. Enrollees

	#	%
Carbondale	1	100.0%
Carterville		
Crab Orchard		
DuQuoin		
Elverado		
Herrin		
Johnston City		
Marion		
Murphysboro		
West Frankfort		
Trico		
Feeder H.S. Total	1	100.0%
Agape Christian		
GED		

Age	#	%
< = 17		
18-20		
21-25		
26-30		
31-40	1	100.0%
41-50		
51-60		
61-70		
71-80		
81+		
Unk		
Total	1	100.0%
Avg	31.6	
<21		
>60		

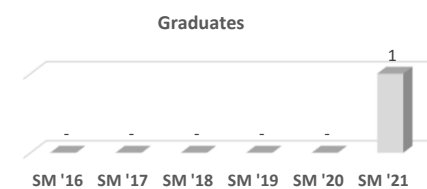
Enrollments

SM '16	1
SM '17	1
SM '18	1
SM '19	1
SM '20	-
SM '21	1



Graduates

SM '16	-
SM '17	-
SM '18	-
SM '19	-
SM '20	-
SM '21	1



Demographics	Male						Female						Grand Total					
	Full-time		Part-time		Male Total		Full-time		Part-time		Female Total		Full-time		Part-time		Grand Total	
	#	%	#	%	#	%	#	%	#	%	#	%	#	%	#	%	#	%
Asian																		
American Indian / Alaskan Native																		
Black or African American																		
Hispanic																		
White							1	100.0%			1	100.0%	1	100.0%			1	100.0%
Native Hawaiian or Pacific Islander																		
Multiple Ethnicities																		
Unknown																		
Totals							1	100.0%			1	100.0%	1	100.0%			1	100.0%



Environmental Resources & Geography

CIP Code: 15.0507

Curriculum Code:

000AA0086

Program:

AA

Fall 2021

Total Enrollment:	1	100.0%	Male:	1	100.0%	FT:			Avg Age:	20.0
Minority:	1	100.0%	Female:			PT:	1	100.0%	Feeder Enrl:	1 100.0%

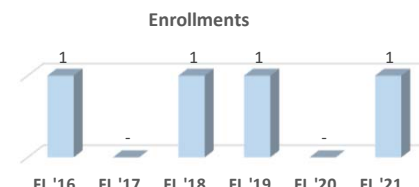
Feeder H.S. Enrollees

	#	%
Carbondale		
Carterville		
Crab Orchard		
DuQuoin		
Elverado		
Herrin		
Johnston City		
Marion		
Murphysboro	1	100.0%
West Frankfort		
Trico		
Feeder H.S. Total	1	100.0%
Agape Christian		
GED		

Age	#	%
<= 17		
18-20	1	100.0%
21-25		
26-30		
31-40		
41-50		
51-60		
61-70		
71-80		
81+		
Unk		
Total	1	100.0%
Avg	20.0	
<21	1	100.0%
>60		

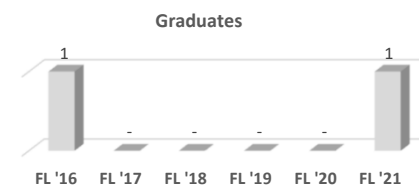
Enrollments

FL '16	1
FL '17	-
FL '18	1
FL '19	1
FL '20	-
FL '21	1



Graduates

FL '16	1
FL '17	-
FL '18	-
FL '19	-
FL '20	-
FL '21	1



Demographics	Male						Female						Grand Total					
	Full-time		Part-time		Male Total		Full-time		Part-time		Female Total		Full-time		Part-time		Grand Total	
	#	%	#	%	#	%	#	%	#	%	#	%	#	%	#	%	#	%
Asian																		
American Indian / Alaskan Native																		
Black or African American																		
Hispanic																		
White																		
Native Hawaiian or Pacific Islander																		
Multiple Ethnicities			1	100.0%	1	100.0%									1	100.0%	1	100.0%
Unknown																		
Totals			1	100.0%	1	100.0%									1	100.0%	1	100.0%



Environmental Resources & Geography

Spring 2022

CIP Code:

15.0507

Curriculum Code:

000AA0086

Program:

AA

Total Enrollment:	1	100.0%	Male:			FT:			Avg Age:	23.2
Minority:			Female:	1	100.0%	PT:	1	100.0%	Feeder Enrl:	1 100.0%

Feeder H.S. Enrollees

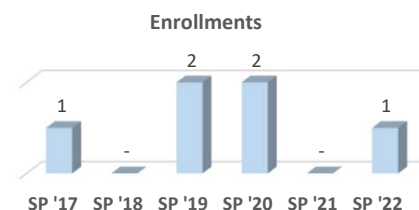
	#	%
Carbondale		
Carterville		
Crab Orchard		
DuQuoin		
Elverado		
Herrin		
Johnston City		
Marion	1	100.0%
Murphysboro		
West Frankfort		
Trico		
Feeder H.S. Total	1	100.0%
Agape Christian		
GED		

Age

	#	%
<= 17		
18-20		
21-25	1	100.0%
26-30		
31-40		
41-50		
51-60		
61-70		
71-80		
81+		
Unk		
Total	1	100.0%
Avg	23.2	
<21		
>60		

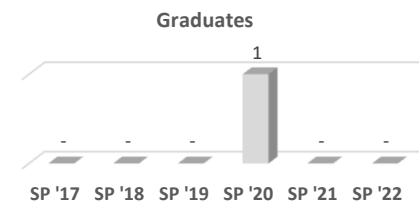
Enrollments

SP '17	1
SP '18	-
SP '19	2
SP '20	2
SP '21	-
SP '22	1



Graduates

SP '17	-
SP '18	-
SP '19	-
SP '20	1
SP '21	-
SP '22	-



Demographics	Male						Female						Grand Total					
	Full-time		Part-time		Male Total		Full-time		Part-time		Female Total		Full-time		Part-time		Grand Total	
	#	%	#	%	#	%	#	%	#	%	#	%	#	%	#	%	#	%
Asian																		
American Indian / Alaskan Native																		
Black or African American																		
Hispanic																		
White									1	100.0%	1	100.0%			1	100.0%	1	100.0%
Native Hawaiian or Pacific Islander																		
Multiple Ethnicities																		
Unknown																		
Totals									1	100.0%	1	100.0%			1	100.0%	1	100.0%

Associate in Arts

History

CIP Code: **54.0101**

Curriculum Code: **000AA0086**



History

CIP Code:

54.0101

Curriculum Code:

000AA0086

Program:

AA

Summer 2021

Total Enrollment:	5	100.0%	Male:	2	40.0%	FT:	2	40.0%	Avg Age:	34.5
Minority:	1	20.0%	Female:	3	60.0%	PT:	3	60.0%	Feeder Enrl:	1 20.0%

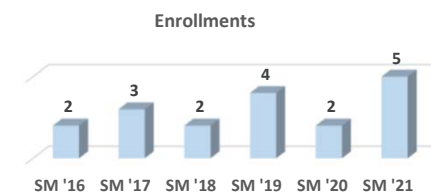
Feeder H.S. Enrollees

	#	%
Carbondale	1	20.0%
Carterville		
Crab Orchard		
DuQuoin		
Elverado		
Herrin		
Johnston City		
Marion		
Murphysboro		
West Frankfort		
Trico		
Feeder H.S. Total	1	20.0%
Agape Christian		
GED		

Age	#	%
< = 17		
18-20	2	40.0%
21-25		
26-30		
31-40	2	40.0%
41-50		
51-60	1	20.0%
61-70		
71-80		
81+		
Unk		
Total	5	100.0%
Avg	34.5	
<21	2	40.0%
>60		

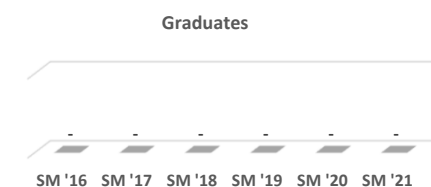
Enrollments

SM '16	2
SM '17	3
SM '18	2
SM '19	4
SM '20	2
SM '21	5



Graduates

SM '16	-
SM '17	-
SM '18	-
SM '19	-
SM '20	-
SM '21	-



Demographics	Male						Female						Grand Total					
	Full-time		Part-time		Male Total		Full-time		Part-time		Female Total		Full-time		Part-time		Grand Total	
	#	%	#	%	#	%	#	%	#	%	#	%	#	%	#	%	#	%
Asian																		
American Indian / Alaskan Native																		
Black or African American							1	20.0%			1	20.0%	1	20.0%			1	20.0%
Hispanic																		
White	1	20.0%			1	20.0%			2	40.0%	2	40.0%	1	20.0%	2	40.0%	3	60.0%
Native Hawaiian or Pacific Islander																		
Multiple Ethnicities																		
Unknown			1	20.0%	1	20.0%									1	20.0%	1	20.0%
Totals	1	20.0%	1	20.0%	2	40.0%	1	20.0%	2	40.0%	3	60.0%	2	40.0%	3	60.0%	5	100.0%



History

CIP Code:

54.0101

Curriculum Code:

000AA0086

Program:

AA

Fall 2021

Total Enrollment:	5	100.0%	Male:	2	40.0%	FT:	2	40.0%	Avg Age:	32.8
Minority:	1	20.0%	Female:	3	60.0%	PT:	3	60.0%	Feeder Enrl:	3 60.0%

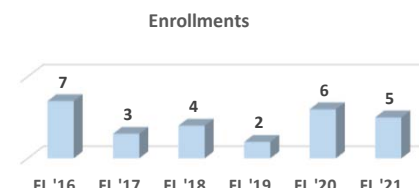
Feeder H.S. Enrollees

	#	%
Carbondale	1	20.0%
Carterville	1	20.0%
Crab Orchard		
DuQuoin		
Elverado		
Herrin		
Johnston City		
Marion		
Murphysboro	1	20.0%
West Frankfort		
Trico		
Feeder H.S. Total	3	60.0%
Agape Christian		
GED		

Age	#	%
<= 17		
18-20	1	20.0%
21-25		
26-30		
31-40	4	80.0%
41-50		
51-60		
61-70		
71-80		
81+		
Unk		
Total	5	100.0%
Avg	32.8	
<21	1	20.0%
>60		

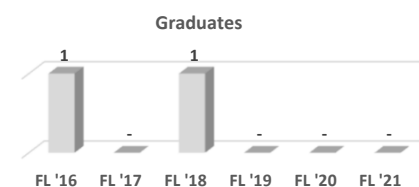
Enrollments

FL '16	7
FL '17	3
FL '18	4
FL '19	2
FL '20	6
FL '21	5



Graduates

FL '16	1
FL '17	-
FL '18	1
FL '19	-
FL '20	-
FL '21	-



Demographics	Male						Female						Grand Total					
	Full-time		Part-time		Male Total		Full-time		Part-time		Female Total		Full-time		Part-time		Grand Total	
	#	%	#	%	#	%	#	%	#	%	#	%	#	%	#	%	#	%
Asian																		
American Indian / Alaskan Native																		
Black or African American									1	20.0%	1	20.0%			1	20.0%	1	20.0%
Hispanic																		
White	1	20.0%	1	20.0%	2	40.0%			1	20.0%	1	20.0%	1	20.0%	2	40.0%	3	60.0%
Native Hawaiian or Pacific Islander																		
Multiple Ethnicities																		
Unknown							1	20.0%			1	20.0%	1	20.0%			1	20.0%
Totals	1	20.0%	1	20.0%	2	40.0%	1	20.0%	2	40.0%	3	60.0%	2	40.0%	3	60.0%	5	100.0%



History

CIP Code:

54.0101

Curriculum Code:

000AA0086

Program:

AA

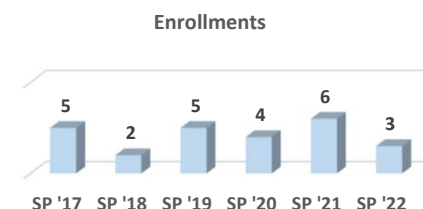
Spring 2022

Total Enrollment:	3	100.0%	Male:	2	66.7%	FT:	1	33.3%	Avg Age:	26.3
Minority:	1	33.3%	Female:	1	33.3%	PT:	2	66.7%	Feeder Enrl:	2 66.7%

Feeder H.S. Enrollees	#	%	Age	#	%
Carbondale	1	33.3%	< = 17		
Carterville			18-20	2	66.7%
Crab Orchard			21-25		
DuQuoin			26-30		
Elverado			31-40	1	33.3%
Herrin			41-50		
Johnston City			51-60		
Marion			61-70		
Murphysboro	1	33.3%	71-80		
West Frankfort			81+		
Trico			Unk		
Feeder H.S. Total	2	66.7%	Total	3	100.0%
Agape Christian			Avg	26.3	
GED			<21	2	66.7%
			>60		

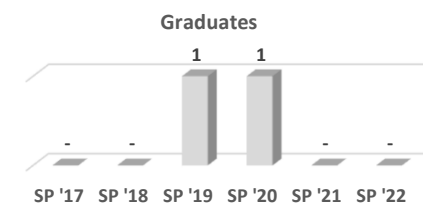
Enrollments

SP '17	5
SP '18	2
SP '19	5
SP '20	4
SP '21	6
SP '22	3



Graduates

SP '17	-
SP '18	-
SP '19	1
SP '20	1
SP '21	-
SP '22	-



Demographics	Male						Female						Grand Total					
	Full-time		Part-time		Male Total		Full-time		Part-time		Female Total		Full-time		Part-time		Grand Total	
	#	%	#	%	#	%	#	%	#	%	#	%	#	%	#	%	#	%
Asian																		
American Indian / Alaskan Native																		
Black or African American			1	33.3%	1	33.3%									1	33.3%	1	33.3%
Hispanic																		
White			1	33.3%	1	33.3%									1	33.3%	1	33.3%
Native Hawaiian or Pacific Islander																		
Multiple Ethnicities																		
Unknown							1	33.3%			1	33.3%	1	33.3%			1	33.3%
Totals			2	66.7%	2	66.7%	1	33.3%			1	33.3%	1	33.3%	2	66.7%	3	100.0%

Associate in Arts

History Education

CIP Code: **13.1328**

Curriculum Code: **000AA0086**



History Education

CIP Code: 13.1328

Curriculum Code:

000AA0086

Program:

AA

Summer 2021

Total Enrollment:	5	100.0%	Male:	2	40.0%	FT:	2	40.0%	Avg Age:	22.9	
Minority:			Female:	3	60.0%	PT:	3	60.0%	Feeder Enrl:	4	80.0%

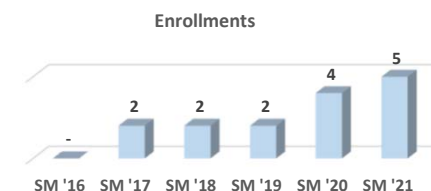
Feeder H.S. Enrollees

	#	%
Carbondale	1	20.0%
Carterville		
Crab Orchard		
DuQuoin		
Elverado		
Herrin		
Johnston City	1	20.0%
Marion	1	20.0%
Murphysboro		
West Frankfort	1	20.0%
Trico		
Feeder H.S. Total	4	80.0%
Agape Christian		
GED		

Age	#	%
< = 17		
18-20	2	40.0%
21-25	2	40.0%
26-30		
31-40	1	20.0%
41-50		
51-60		
61-70		
71-80		
81+		
Unk		
Total	5	100.0%
Avg	22.9	
<21	2	40.0%
>60		

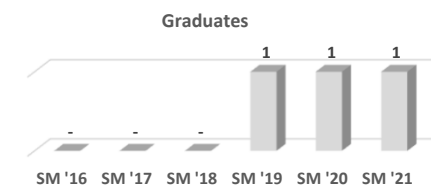
Enrollments

SM '16	-
SM '17	2
SM '18	2
SM '19	2
SM '20	4
SM '21	5



Graduates

SM '16	-
SM '17	-
SM '18	-
SM '19	1
SM '20	1
SM '21	1



Demographics	Male						Female						Grand Total					
	Full-time		Part-time		Male Total		Full-time		Part-time		Female Total		Full-time		Part-time		Grand Total	
	#	%	#	%	#	%	#	%	#	%	#	%	#	%	#	%	#	%
Asian																		
American Indian / Alaskan Native																		
Black or African American																		
Hispanic																		
White	1	20.0%	1	20.0%	2	40.0%	1	20.0%	2	40.0%	3	60.0%	2	40.0%	3	60.0%	5	100.0%
Native Hawaiian or Pacific Islander																		
Multiple Ethnicities																		
Unknown																		
Totals	1	20.0%	1	20.0%	2	40.0%	1	20.0%	2	40.0%	3	60.0%	2	40.0%	3	60.0%	5	100.0%



History Education

CIP Code: 13.1328

Curriculum Code: 000AA0086

Program: AA

Fall 2021

Total Enrollment:	13	100.0%	Male:	8	61.5%	FT:	7	53.8%	Avg Age:	21.4
Minority:	1	7.7%	Female:	5	38.5%	PT:	6	46.2%	Feeder Enrl:	11 84.6%

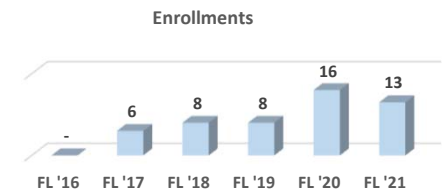
Feeder H.S. Enrollees

	#	%
Carbondale	1	7.7%
Carterville	1	7.7%
Crab Orchard		
DuQuoin		
Elverado		
Herrin	4	30.8%
Johnston City		
Marion	3	23.1%
Murphysboro		
West Frankfort	2	15.4%
Trico		
Feeder H.S. Total	11	84.6%
Agape Christian		
GED		

Age	#	%
<= 17		
18-20	8	61.5%
21-25	3	23.1%
26-30	1	7.7%
31-40	1	7.7%
41-50		
51-60		
61-70		
71-80		
81+		
Unk		
Total	13	100.0%
Avg	21.4	
<21	8	61.5%
>60		

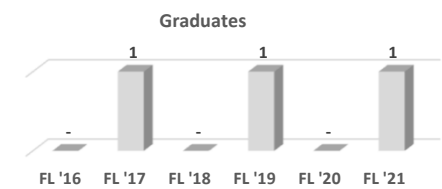
Enrollments

FL '16	-
FL '17	6
FL '18	8
FL '19	8
FL '20	16
FL '21	13



Graduates

FL '16	-
FL '17	1
FL '18	-
FL '19	1
FL '20	-
FL '21	1



Demographics	Male						Female						Grand Total					
	Full-time		Part-time		Male Total		Full-time		Part-time		Female Total		Full-time		Part-time		Grand Total	
	#	%	#	%	#	%	#	%	#	%	#	%	#	%	#	%	#	%
Asian																		
American Indian / Alaskan Native																		
Black or African American	1	7.7%			1	7.7%							1	7.7%			1	7.7%
Hispanic																		
White	4	30.8%	3	23.1%	7	53.8%	2	15.4%	3	23.1%	5	38.5%	6	46.2%	6	46.2%	12	92.3%
Native Hawaiian or Pacific Islander																		
Multiple Ethnicities																		
Unknown																		
Totals	5	38.5%	3	23.1%	8	61.5%	2	15.4%	3	23.1%	5	38.5%	7	53.8%	6	46.2%	13	100.0%



History Education

CIP Code: 13.1328

Curriculum Code: 000AA0086

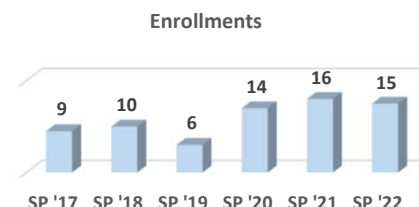
Program: AA

Spring 2022

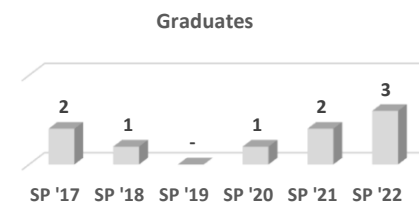
Total Enrollment:	15	100.0%	Male:	9	60.0%	FT:	11	73.3%	Avg Age:	21.1
Minority:	2	13.3%	Female:	6	40.0%	PT:	4	26.7%	Feeder Enrl:	12 80.0%

Feeder H.S. Enrollees	#	%	Age	#	%
Carbondale	1	6.7%	< = 17		
Carterville			18-20	12	80.0%
Crab Orchard			21-25	1	6.7%
DuQuoin			26-30	1	6.7%
Elverado			31-40	1	6.7%
Herrin	5	33.3%	41-50		
Johnston City			51-60		
Marion	5	33.3%	61-70		
Murphysboro			71-80		
West Frankfort	1	6.7%	81+		
Trico			Unk		
Feeder H.S. Total	12	80.0%	Total	15	100.0%
Agape Christian			Avg	21.1	
GED			<21	12	80.0%
			>60		

Enrollments	
SP '17	9
SP '18	10
SP '19	6
SP '20	14
SP '21	16
SP '22	15



Graduates	
SP '17	2
SP '18	1
SP '19	-
SP '20	1
SP '21	2
SP '22	3



Demographics	Male						Female						Grand Total					
	Full-time		Part-time		Male Total		Full-time		Part-time		Female Total		Full-time		Part-time		Grand Total	
	#	%	#	%	#	%	#	%	#	%	#	%	#	%	#	%	#	%
Asian																		
American Indian / Alaskan Native																		
Black or African American	1	6.7%			1	6.7%	1	6.7%			1	6.7%	2	13.3%			2	13.3%
Hispanic																		
White	4	26.7%	4	26.7%	8	53.3%	4	26.7%			4	26.7%	8	53.3%	4	26.7%	12	80.0%
Native Hawaiian or Pacific Islander																		
Multiple Ethnicities																		
Unknown							1	6.7%			1	6.7%	1	6.7%			1	6.7%
Totals	5	33.3%	4	26.7%	9	60.0%	6	40.0%			6	40.0%	11	73.3%	4	26.7%	15	100.0%

Associate in Arts

International Studies

CIP Code: **30.2001**

Curriculum Code: **000AA0086**



International Studies

CIP Code: 30.2001

Curriculum Code:

000AA0086

Program:

AA

Summer 2021

Total Enrollment:

Male:

FT:

Avg Age:

Minority:

Female:

PT:

Feeder Enrl:

Feeder H.S. Enrollees

Carbondale
Carterville
Crab Orchard
DuQuoin
Elverado
Herrin
Johnston City
Marion
Murphysboro
West Frankfort
Trico
Feeder H.S. Total
Agape Christian
GED

#

%

Age

#

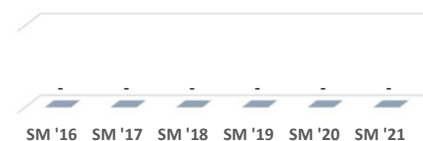
%

< = 17
18-20
21-25
26-30
31-40
41-50
51-60
61-70
71-80
81+
Unk
Total
Avg
<21
>60

Enrollments

SM '16
SM '17
SM '18
SM '19
SM '20
SM '21

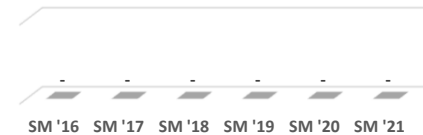
Enrollments



Graduates

SM '16
SM '17
SM '18
SM '19
SM '20
SM '21

Graduates



Demographics	Male						Female						Grand Total					
	Full-time		Part-time		Male Total		Full-time		Part-time		Female Total		Full-time		Part-time		Grand Total	
	#	%	#	%	#	%	#	%	#	%	#	%	#	%	#	%	#	%
Asian																		
American Indian / Alaskan Native																		
Black or African American																		
Hispanic																		
White																		
Native Hawaiian or Pacific Islander																		
Multiple Ethnicities																		
Unknown																		
Totals																		



International Studies

CIP Code: 30.2001

Curriculum Code:

000AA0086

Program:

AA

Fall 2021

Total Enrollment:

Male:

FT:

Avg Age:

Minority:

Female:

PT:

Feeder Enrl:

Feeder H.S. Enrollees

Carbondale
Carterville
Crab Orchard
DuQuoin
Elverado
Herrin
Johnston City
Marion
Murphysboro
West Frankfort
Trico

#

%

Age

<= 17
18-20
21-25
26-30
31-40
41-50
51-60
61-70
71-80
81+
Unk

#

%

Total

Avg

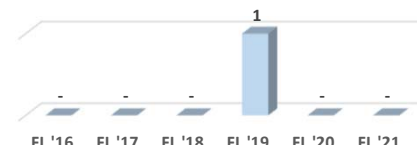
<21

>60

Enrollments

FL '16 -
FL '17 -
FL '18 -
FL '19 1
FL '20 -
FL '21 -

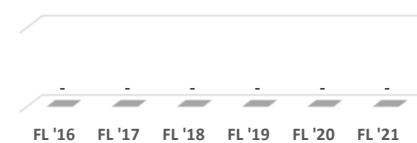
Enrollments



Graduates

FL '16 -
FL '17 -
FL '18 -
FL '19 -
FL '20 -
FL '21 -

Graduates



Demographics	Male						Female						Grand Total					
	Full-time		Part-time		Male Total		Full-time		Part-time		Female Total		Full-time		Part-time		Grand Total	
	#	%	#	%	#	%	#	%	#	%	#	%	#	%	#	%	#	%
Asian																		
American Indian / Alaskan Native																		
Black or African American																		
Hispanic																		
White																		
Native Hawaiian or Pacific Islander																		
Multiple Ethnicities																		
Unknown																		
Totals																		



International Studies

CIP Code: 30.2001

Curriculum Code: 000AA0086

Program: AA

Spring 2022

Total Enrollment:

Male:

FT:

Avg Age:

Minority:

Female:

PT:

Feeder Enrl:

Feeder H.S. Enrollees

%

Carbondale

Carterville

Crab Orchard

DuQuoin

Elverado

Herrin

Johnston City

Marion

Murphysboro

West Frankfort

Trico

Feeder H.S. Total

Agape Christian

GED

Age # %

< = 17

18-20

21-25

26-30

31-40

41-50

51-60

61-70

71-80

81+

Unk

Total

Avg

<21

>60

Enrollments

SP '17 1

SP '18 -


SP '19 -

SP '20 -

SP '21 -

SP '22 -

Enrollments



Graduates

SP '17 -

SP '18 -

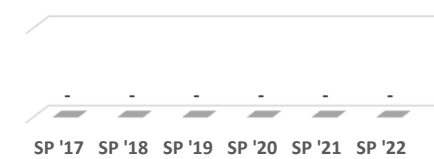
SP '19 -

SP '20 -

SP '21 -

SP '22 -

Graduates



Demographics	Male						Female						Grand Total					
	Full-time		Part-time		Male Total		Full-time		Part-time		Female Total		Full-time		Part-time		Grand Total	
	#	%	#	%	#	%	#	%	#	%	#	%	#	%	#	%	#	%
Asian																		
American Indian / Alaskan Native																		
Black or African American																		
Hispanic																		
White																		
Native Hawaiian or Pacific Islander																		
Multiple Ethnicities																		
Unknown																		
Totals																		

Associate in Arts

Mathematics Education

CIP Code: *13.1311*

Curriculum Code: *000AA0086*



Mathematics Education

CIP Code: 13.1311

Curriculum Code: 000AA0086

Program: AA

Summer 2021

Total Enrollment:	3	100.0%	Male:	2	66.7%	FT:	2	66.7%	Avg Age:	19.4
Minority:			Female:	1	33.3%	PT:	1	33.3%	Feeder Enrl:	2 66.7%

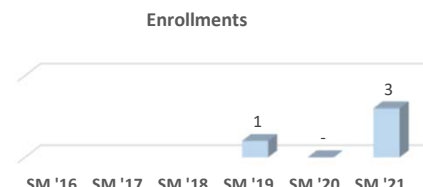
Feeder H.S. Enrollees

	#	%
Carbondale		
Carterville		
Crab Orchard		
DuQuoin		
Elverado		
Herrin		
Johnston City		
Marion		
Murphysboro		
West Frankfort	2	66.7%
Trico		
Feeder H.S. Total	2	66.7%
Agape Christian		
GED		

Age	#	%
< = 17		
18-20	3	100.0%
21-25		
26-30		
31-40		
41-50		
51-60		
61-70		
71-80		
81+		
Unk		
Total	3	100.0%
Avg	19.4	
<21	3	100.0%
>60		

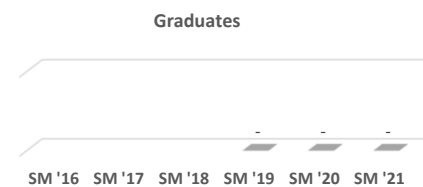
Enrollments

SM '16	
SM '17	
SM '18	
SM '19	1
SM '20	-
SM '21	3



Graduates

SM '16	
SM '17	
SM '18	
SM '19	-
SM '20	-
SM '21	-



Demographics	Male						Female						Grand Total					
	Full-time		Part-time		Male Total		Full-time		Part-time		Female Total		Full-time		Part-time		Grand Total	
	#	%	#	%	#	%	#	%	#	%	#	%	#	%	#	%	#	%
Asian																		
American Indian / Alaskan Native																		
Black or African American																		
Hispanic																		
White	1	33.3%	1	33.3%	2	66.7%	1	33.3%			1	33.3%	2	66.7%	1	33.3%	3	100.0%
Native Hawaiian or Pacific Islander																		
Multiple Ethnicities																		
Unknown																		
Totals	1	33.3%	1	33.3%	2	66.7%	1	33.3%			1	33.3%	2	66.7%	1	33.3%	3	100.0%



Mathematics Education

CIP Code: 13.1311

Curriculum Code:

000AA0086

Program:

AA

Fall 2021

Total Enrollment:	4	100.0%	Male:	3	75.0%	FT:	4	100.0%	Avg Age:	19.4
Minority:	1	25.0%	Female:	1	25.0%	PT:			Feeder Enrl:	2 50.0%

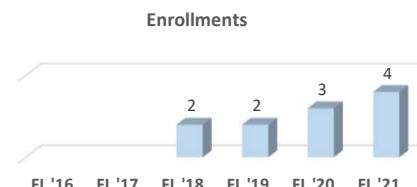
Feeder H.S. Enrollees

	#	%
Carbondale		
Carterville		
Crab Orchard		
DuQuoin		
Elverado		
Herrin		
Johnston City		
Marion		
Murphysboro		
West Frankfort	2	50.0%
Trico		
Feeder H.S. Total	2	50.0%
Agape Christian		
GED		

Age	#	%
<= 17		
18-20	4	100.0%
21-25		
26-30		
31-40		
41-50		
51-60		
61-70		
71-80		
81+		
Unk		
Total	4	100.0%
Avg	19.4	
<21	4	100.0%
>60		

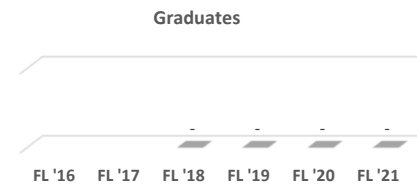
Enrollments

FL '16	
FL '17	
FL '18	2
FL '19	2
FL '20	3
FL '21	4



Graduates

FL '16	
FL '17	
FL '18	-
FL '19	-
FL '20	-
FL '21	-



Demographics	Male						Female						Grand Total					
	Full-time		Part-time		Male Total		Full-time		Part-time		Female Total		Full-time		Part-time		Grand Total	
	#	%	#	%	#	%	#	%	#	%	#	%	#	%	#	%	#	%
Asian																		
American Indian / Alaskan Native																		
Black or African American																		
Hispanic																		
White	2	50.0%			2	50.0%	1	25.0%			1	25.0%	3	75.0%			3	75.0%
Native Hawaiian or Pacific Islander																		
Multiple Ethnicities	1	25.0%			1	25.0%							1	25.0%			1	25.0%
Unknown																		
Totals	3	75.0%			3	75.0%	1	25.0%			1	25.0%	4	100.0%			4	100.0%



Mathematics Education

CIP Code: 13.1311

Curriculum Code: 000AA0086

Program: AA

Spring 2022

Total Enrollment:	2	100.0%	Male:	2	100.0%	FT:	2	100.0%	Avg Age:	18.9
Minority:			Female:			PT:			Feeder Enrl:	2 100.0%

Feeder H.S. Enrollees

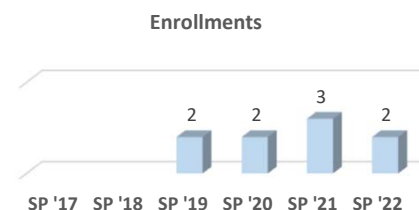
	#	%
Carbondale	1	50.0%
Carterville		
Crab Orchard		
DuQuoin		
Elverado		
Herrin		
Johnston City		
Marion		
Murphysboro		
West Frankfort	1	50.0%
Trico		
Feeder H.S. Total	2	100.0%
Agape Christian		
GED		

Age

	#	%
<= 17		
18-20	2	100.0%
21-25		
26-30		
31-40		
41-50		
51-60		
61-70		
71-80		
81+		
Unk		
Total	2	100.0%
Avg	18.9	
<21	2	100.0%
>60		

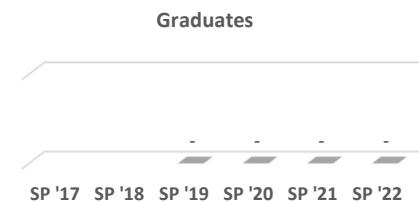
Enrollments

SP '17	
SP '18	
SP '19	2
SP '20	2
SP '21	3
SP '22	2



Graduates

SP '17	
SP '18	
SP '19	-
SP '20	-
SP '21	-
SP '22	-




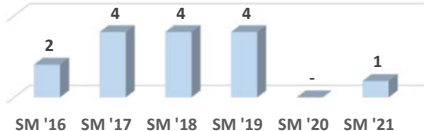

Demographics	Male						Female						Grand Total					
	Full-time		Part-time		Male Total		Full-time		Part-time		Female Total		Full-time		Part-time		Grand Total	
	#	%	#	%	#	%	#	%	#	%	#	%	#	%	#	%	#	%
Asian																		
American Indian / Alaskan Native																		
Black or African American																		
Hispanic																		
White	2	100.0%			2	100.0%							2	100.0%			2	100.0%
Native Hawaiian or Pacific Islander																		
Multiple Ethnicities																		
Unknown																		
Totals	2	100.0%			2	100.0%							2	100.0%			2	100.0%

Associate in Arts

Music

CIP Code: 50.0901

Curriculum Code: 000AA0086

 Music		Summer 2021													
CIP Code: 50.0901		Curriculum Code: 000AA0086		Program: AA											
Total Enrollment: 1 100.0%		Male: 1 100.0%		FT: 1 100.0%		Avg Age: 21.8		Minority: 1 100.0%							
Minority:		Female: 1 100.0%		PT:		Feeder Enrl: 1 100.0%									
Feeder H.S. Enrollees		# %		Age # %		Enrollments		Enrollments							
Carbondale		1 100.0%		< = 17		SM '16 2									
Carterville				18-20		SM '17 4									
Crab Orchard				21-25 1 100.0%		SM '18 4									
DuQuoin				26-30		SM '19 4									
Elverado				31-40		SM '20 -									
Herrin				41-50		SM '21 1									
Johnston City				51-60											
Marion				61-70											
Murphysboro				71-80											
West Frankfort				81+											
Trico				Unk											
Feeder H.S. Total		1 100.0%		Total 1 100.0%		Graduates		Graduates							
Agape Christian				Avg 21.8		SM '16 -									
GED				<21		SM '17 -									
				>60		SM '18 -									
						SM '19 -									
						SM '20 -									
						SM '21 -									
Demographics	Male					Female					Grand Total				
	Full-time		Part-time		Male Total	Full-time		Part-time		Female Total	Full-time		Part-time		Grand Total
	#	%	#	%	# %	#	%	#	%	# %	#	%	#	%	# %
Asian															
American Indian / Alaskan Native															
Black or African American															
Hispanic															
White						1 100.0%			1 100.0%	1 100.0%				1 100.0%	
Native Hawaiian or Pacific Islander															
Multiple Ethnicities															
Unknown															
Totals						1 100.0%			1 100.0%	1 100.0%				1 100.0%	

Total Enrollment:	6	100.0%	Male:	4	66.7%	FT:	4	66.7%	Avg Age:	21.1
Minority:			Female:	2	33.3%	PT:	2	33.3%	Feeder Enrl:	3 50.0%

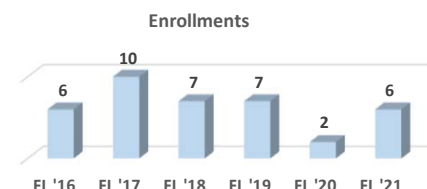
Feeder H.S. Enrollees

	#	%
Carbondale	1	16.7%
Carterville		
Crab Orchard		
DuQuoin		
Elverado		
Herrin	1	16.7%
Johnston City		
Marion	1	16.7%
Murphysboro		
West Frankfort		
Trico		
Feeder H.S. Total	3	50.0%
Agape Christian		
GED	1	16.7%

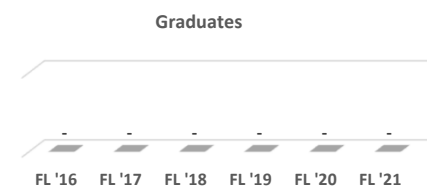
Age	#	%
<= 17	1	16.7%
18-20	3	50.0%
21-25	1	16.7%
26-30	1	16.7%
31-40		
41-50		
51-60		
61-70		
71-80		
81+		
Unk		
Total	6	100.0%
Avg	21.1	
<21	4	66.7%
>60		

Enrollments

FL '16	6
FL '17	10
FL '18	7
FL '19	7
FL '20	2
FL '21	6


Graduates

FL '16	-
FL '17	-
FL '18	-
FL '19	-
FL '20	-
FL '21	-



Demographics	Male						Female						Grand Total					
	Full-time		Part-time		Male Total		Full-time		Part-time		Female Total		Full-time		Part-time		Grand Total	
	#	%	#	%	#	%	#	%	#	%	#	%	#	%	#	%	#	%
Asian																		
American Indian / Alaskan Native																		
Black or African American																		
Hispanic																		
White	3	50.0%	1	16.7%	4	66.7%	1	16.7%			1	16.7%	4	66.7%	1	16.7%	5	83.3%
Native Hawaiian or Pacific Islander																		
Multiple Ethnicities																		
Unknown							1	16.7%			1	16.7%			1	16.7%	1	16.7%
Totals	3	50.0%	1	16.7%	4	66.7%	1	16.7%	1	16.7%	2	33.3%	4	66.7%	2	33.3%	6	100.0%



Music

CIP Code:

50.0901

Curriculum Code:

000AA0086

Program:

AA

Spring 2022

Total Enrollment:	6	100.0%	Male:	4	66.7%	FT:	3	50.0%	Avg Age:	21.7
Minority:			Female:	2	33.3%	PT:	3	50.0%	Feeder Enrl:	5 83.3%

Feeder H.S. Enrollees

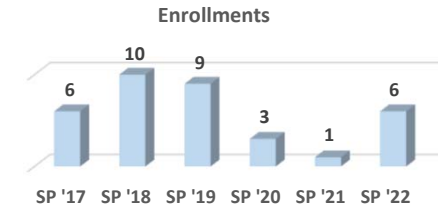
	#	%
Carbondale	1	16.7%
Carterville		
Crab Orchard		
DuQuoin		
Elverado		
Herrin	1	16.7%
Johnston City		
Marion	3	50.0%
Murphysboro		
West Frankfort		
Trico		
Feeder H.S. Total	5	83.3%
Agape Christian		
GED	1	16.7%

Age

	#	%
< = 17		
18-20	4	66.7%
21-25	1	16.7%
26-30	1	16.7%
31-40		
41-50		
51-60		
61-70		
71-80		
81+		
Unk		
Total	6	100.0%
Avg	21.7	
<21	4	66.7%
>60		

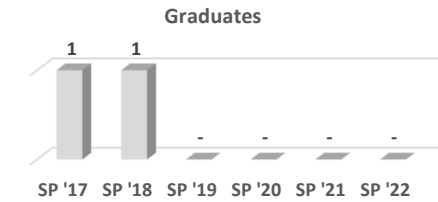
Enrollments

SP '17	6
SP '18	10
SP '19	9
SP '20	3
SP '21	1
SP '22	6



Graduates

SP '17	1
SP '18	1
SP '19	-
SP '20	-
SP '21	-
SP '22	-



Demographics	Male						Female						Grand Total					
	Full-time		Part-time		Male Total		Full-time		Part-time		Female Total		Full-time		Part-time		Grand Total	
	#	%	#	%	#	%	#	%	#	%	#	%	#	%	#	%	#	%
Asian																		
American Indian / Alaskan Native																		
Black or African American																		
Hispanic																		
White	2	33.3%	2	33.3%	4	66.7%	1	16.7%	1	16.7%	2	33.3%	3	50.0%	3	50.0%	6	100.0%
Native Hawaiian or Pacific Islander																		
Multiple Ethnicities																		
Unknown																		
Totals	2	33.3%	2	33.3%	4	66.7%	1	16.7%	1	16.7%	2	33.3%	3	50.0%	3	50.0%	6	100.0%

Associate in Arts

Physical Education/Kinesiology Teacher Education

CIP Code: **13.1314**

Curriculum Code: **000AA0086**



Physical Education/Kinesiology Teacher Education

Summer 2021

CIP Code:

13.1314

Curriculum Code:

000AA0086

Program:

AA

Total Enrollment:

3 100.0%

Male:

3 100.0%

FT:

1 33.3%

Avg Age:

33.4

Minority:

Female:

PT:

2 66.7%

Feeder Enrl:

2 66.7%

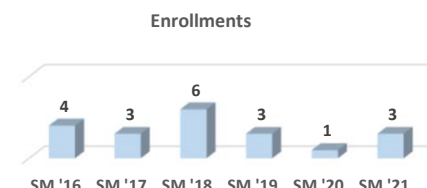
Feeder H.S. Enrollees

	#	%
Carbondale	1	33.3%
Carterville		
Crab Orchard		
DuQuoin		
Elverado		
Herrin		
Johnston City		
Marion	1	33.3%
Murphysboro		
West Frankfort		
Trico		
Feeder H.S. Total	2	66.7%
Agape Christian		
GED		

Age	#	%
< = 17		
18-20	1	33.3%
21-25		
26-30	1	33.3%
31-40		
41-50		
51-60	1	33.3%
61-70		
71-80		
81+		
Unk		
Total	3	100.0%
Avg	33.4	
<21	1	33.3%
>60		

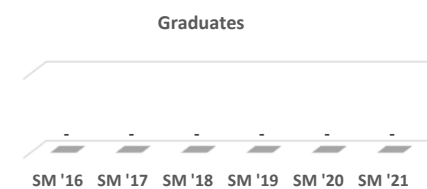
Enrollments

SM '16	4
SM '17	3
SM '18	6
SM '19	3
SM '20	1
SM '21	3



Graduates

SM '16	-
SM '17	-
SM '18	-
SM '19	-
SM '20	-
SM '21	-



Demographics	Male						Female						Grand Total					
	Full-time		Part-time		Male Total		Full-time		Part-time		Female Total		Full-time		Part-time		Grand Total	
	#	%	#	%	#	%	#	%	#	%	#	%	#	%	#	%	#	%
Asian																		
American Indian / Alaskan Native																		
Black or African American																		
Hispanic																		
White			2	66.7%	2	66.7%									2	66.7%	2	66.7%
Native Hawaiian or Pacific Islander																		
Multiple Ethnicities																		
Unknown	1	33.3%			1	33.3%							1	33.3%			1	33.3%
Totals	1	33.3%	2	66.7%	3	100.0%							1	33.3%	2	66.7%	3	100.0%



Physical Education/Kinesiology Teacher Education

Fall 2021

CIP Code:

13.1314

Curriculum Code:

000AA0086

Program:

AA

Total Enrollment:	7	100.0%	Male:	7	100.0%	FT:	3	42.9%	Avg Age:	22.0	
Minority:	2	28.6%	Female:			PT:	4	57.1%	Feeder Enrl:	6	85.7%

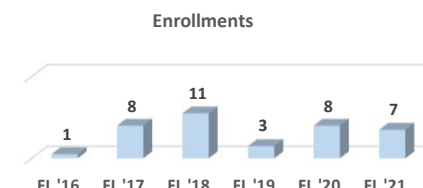
Feeder H.S. Enrollees

	#	%
Carbondale	1	14.3%
Carterville	2	28.6%
Crab Orchard		
DuQuoin	1	14.3%
Elverado		
Herrin		
Johnston City		
Marion	1	14.3%
Murphysboro		
West Frankfort	1	14.3%
Trico		
Feeder H.S. Total	6	85.7%
Agape Christian		
GED		

Age	#	%
<= 17		
18-20	4	57.1%
21-25	2	28.6%
26-30	1	14.3%
31-40		
41-50		
51-60		
61-70		
71-80		
81+		
Unk		
Total	7	100.0%
Avg	22.0	
<21	4	57.1%
>60		

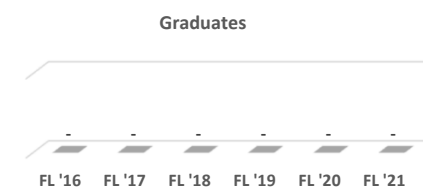
Enrollments

FL '16	1
FL '17	8
FL '18	11
FL '19	3
FL '20	8
FL '21	7



Graduates

FL '16	-
FL '17	-
FL '18	-
FL '19	-
FL '20	-
FL '21	-



Demographics	Male						Female						Grand Total					
	Full-time		Part-time		Male Total		Full-time		Part-time		Female Total		Full-time		Part-time		Grand Total	
	#	%	#	%	#	%	#	%	#	%	#	%	#	%	#	%	#	%
Asian																		
American Indian / Alaskan Native																		
Black or African American			2	28.6%	2	28.6%									2	28.6%	2	28.6%
Hispanic																		
White	3	42.9%	2	28.6%	5	71.4%							3	42.9%	2	28.6%	5	71.4%
Native Hawaiian or Pacific Islander																		
Multiple Ethnicities																		
Unknown																		
Totals	3	42.9%	4	57.1%	7	100.0%							3	42.9%	4	57.1%	7	100.0%



Physical Education/Kinesiology Teacher Education

Spring 2022

CIP Code:

13.1314

Curriculum Code:

000AA0086

Program:

AA

Total Enrollment:	8	100.0%	Male:	8	100.0%	FT:	3	37.5%	Avg Age:	22.1
Minority:	2	25.0%	Female:			PT:	5	62.5%	Feeder Enrl:	6 75.0%

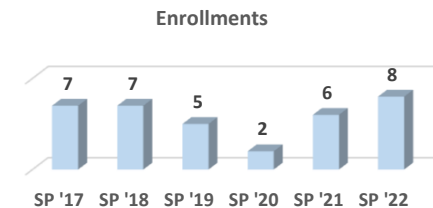
Feeder H.S. Enrollees

	#	%
Carbondale	2	25.0%
Carterville	1	12.5%
Crab Orchard		
DuQuoin	2	25.0%
Elverado		
Herrin		
Johnston City		
Marion		
Murphysboro		
West Frankfort	1	12.5%
Trico		
Feeder H.S. Total	6	75.0%
Agape Christian		
GED		

Age	#	%
< = 17		
18-20	4	50.0%
21-25	3	37.5%
26-30	1	12.5%
31-40		
41-50		
51-60		
61-70		
71-80		
81+		
Unk		
Total	8	100.0%
Avg	22.1	
<21	4	50.0%
>60		

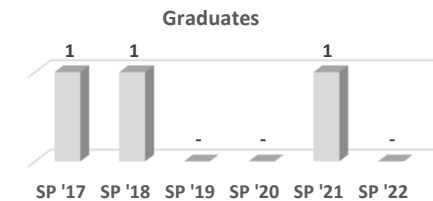
Enrollments

SP '17	7
SP '18	7
SP '19	5
SP '20	2
SP '21	6
SP '22	8



Graduates

SP '17	1
SP '18	1
SP '19	-
SP '20	-
SP '21	1
SP '22	-



Demographics	Male						Female						Grand Total					
	Full-time		Part-time		Male Total		Full-time		Part-time		Female Total		Full-time		Part-time		Grand Total	
	#	%	#	%	#	%	#	%	#	%	#	%	#	%	#	%	#	%
Asian																		
American Indian / Alaskan Native																		
Black or African American			2	25.0%	2	25.0%									2	25.0%	2	25.0%
Hispanic																		
White	3	37.5%	3	37.5%	6	75.0%							3	37.5%	3	37.5%	6	75.0%
Native Hawaiian or Pacific Islander																		
Multiple Ethnicities																		
Unknown																		
Totals	3	37.5%	5	62.5%	8	100.0%							3	37.5%	5	62.5%	8	100.0%

Associate in Arts

Political Science

CIP Code: 45.1001

Curriculum Code: 000AA0086



Political Science

CIP Code: 45.1001

Curriculum Code: 000AA0086

Program: AA

Summer 2021

Total Enrollment:	2	100.0%	Male:	2	100.0%	FT:	1	50.0%	Avg Age:	20.5
Minority:			Female:			PT:	1	50.0%	Feeder Enrl:	2 100.0%

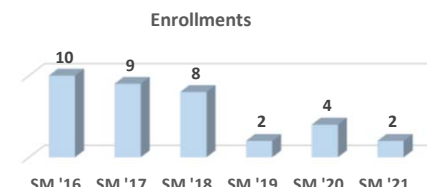
Feeder H.S. Enrollees

	#	%
Carbondale		
Carterville		
Crab Orchard		
DuQuoin		
Elverado		
Herrin		
Johnston City		
Marion	2	100.0%
Murphysboro		
West Frankfort		
Trico		
Feeder H.S. Total	2	100.0%
Agape Christian		
GED		

Age	#	%
< = 17		
18-20	2	100.0%
21-25		
26-30		
31-40		
41-50		
51-60		
61-70		
71-80		
81+		
Unk		
Total	2	100.0%
Avg	20.5	
<21	2	100.0%
>60		

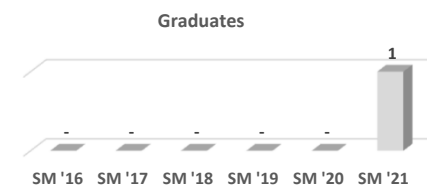
Enrollments

SM '16	10
SM '17	9
SM '18	8
SM '19	2
SM '20	4
SM '21	2



Graduates

SM '16	-
SM '17	-
SM '18	-
SM '19	-
SM '20	-
SM '21	1



Demographics	Male						Female						Grand Total					
	Full-time		Part-time		Male Total		Full-time		Part-time		Female Total		Full-time		Part-time		Grand Total	
	#	%	#	%	#	%	#	%	#	%	#	%	#	%	#	%	#	%
Asian																		
American Indian / Alaskan Native																		
Black or African American																		
Hispanic																		
White	1	50.0%	1	50.0%	2	100.0%							1	50.0%	1	50.0%	2	100.0%
Native Hawaiian or Pacific Islander																		
Multiple Ethnicities																		
Unknown																		
Totals	1	50.0%	1	50.0%	2	100.0%							1	50.0%	1	50.0%	2	100.0%

		Political Science										Fall 2021				
CIP Code:		45.1001		Curriculum Code:		000AA0086		Program:		AA						
Total Enrollment:		5	100.0%	Male:		3	60.0%	FT:		3	60.0%	Avg Age:		24.5		
Minority:				Female:		2	40.0%	PT:		2	40.0%	Feeder Enrl:		3	60.0%	
Feeder H.S. Enrollees		#	%	Age		#	%	Enrollments								
Carbondale				<= 17				FL '16		12						
Carterville				18-20		2	40.0%	FL '17		9						
Crab Orchard				21-25		1	20.0%	FL '18		6						
DuQuoin		1	20.0%	26-30		2	40.0%	FL '19		4						
Elverado				31-40				FL '20		5						
Herrin		1	20.0%	41-50				FL '21		5						
Johnston City				51-60												
Marion		1	20.0%	61-70												
Murphysboro				71-80												
West Frankfort				81+												
Trico				Unk												
Feeder H.S. Total		3	60.0%	Total		5	100.0%	Graduates								
Agape Christian				Avg		24.5		FL '16		-						
GED				<21		2	40.0%	FL '17		1						
				>60				FL '18		3						
								FL '19		-						
								FL '20		-						
								FL '21		-						



Political Science

CIP Code:

45.1001

Curriculum Code:

000AA0086

Program:

AA

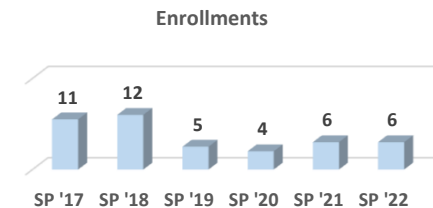
Spring 2022

Total Enrollment:	6	100.0%	Male:	3	50.0%	FT:	4	66.7%	Avg Age:	24.5
Minority:	1	16.7%	Female:	3	50.0%	PT:	2	33.3%	Feeder Enrl:	3 50.0%

Feeder H.S. Enrollees	#	%	Age	#	%
Carbondale	1	16.7%	< = 17		
Carterville			18-20	2	33.3%
Crab Orchard			21-25	2	33.3%
DuQuoin	1	16.7%	26-30	1	16.7%
Elverado			31-40	1	16.7%
Herrin	1	16.7%	41-50		
Johnston City			51-60		
Marion			61-70		
Murphysboro			71-80		
West Frankfort			81+		
Trico			Unk		
Feeder H.S. Total	3	50.0%	Total	6	100.0%
Agape Christian			Avg	24.5	
GED			<21	2	33.3%
			>60		

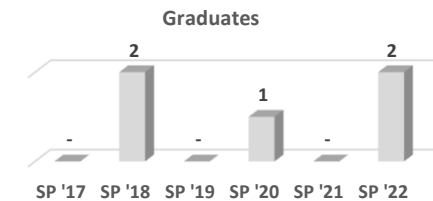
Enrollments

SP '17	11
SP '18	12
SP '19	5
SP '20	4
SP '21	6
SP '22	6



Graduates

SP '17	-
SP '18	2
SP '19	-
SP '20	1
SP '21	-
SP '22	2




Demographics	Male						Female						Grand Total					
	Full-time		Part-time		Male Total		Full-time		Part-time		Female Total		Full-time		Part-time		Grand Total	
	#	%	#	%	#	%	#	%	#	%	#	%	#	%	#	%	#	%
Asian																		
American Indian / Alaskan Native																		
Black or African American							1	16.7%			1	16.7%	1	16.7%			1	16.7%
Hispanic																		
White	1	16.7%	1	16.7%	2	33.3%	1	16.7%	1	16.7%	2	33.3%	2	33.3%	2	33.3%	4	66.7%
Native Hawaiian or Pacific Islander																		
Multiple Ethnicities																		
Unknown	1	16.7%			1	16.7%							1	16.7%			1	16.7%
Totals	2	33.3%	1	16.7%	3	50.0%	2	33.3%	1	16.7%	3	50.0%	4	66.7%	2	33.3%	6	100.0%

Associate in Arts

Pre-BSN

CIP Code: **51.1105**

Curriculum Code: **000AA0086**

<div><div></div><div><div>Pre-BSN</div><div>CIP Code: 51.1105</div><div>Curriculum Code: 000AA0086</div><div>Program: AA</div></div></div> <div>Summer 2021</div>																			
Total Enrollment:		19	100.0%	Male:		6	31.6%	FT:		9	47.4%	Avg Age:		26.2					
Minority:				Female:		13	68.4%	PT:		10	52.6%	Feeder Enrl:		13	68.4%				
Feeder H.S. Enrollees		#	%	Age		#	%	Enrollments											
Carbondale		1	5.3%	< = 17		1	5.3%	SM '16											
Carterville		2	10.5%	18-20		7	36.8%	SM '17											
Crab Orchard				21-25		2	10.5%	SM '18											
DuQuoin		1	5.3%	26-30		5	26.3%	SM '19 16											
Elverado				31-40		3	15.8%	SM '20 33											
Herrin		1	5.3%	41-50		1	5.3%	SM '21 19											
Johnston City		1	5.3%	51-60															
Marion		3	15.8%	61-70															
Murphysboro		1	5.3%	71-80															
West Frankfort		2	10.5%	81+															
Trico		1	5.3%	Unk															
Feeder H.S. Total		13	68.4%	Total		19	100.0%	Graduates											
Agape Christian				Avg		26.2		SM '16											
GED		1	5.3%	<21		8	42.1%	SM '17											
				>60				SM '18											
								SM '19											
								SM '20 1											
								SM '21 2											
Demographics		Male						Female						Grand Total					
		Full-time		Part-time		Male Total		Full-time		Part-time		Female Total		Full-time		Part-time		Grand Total	
		#	%	#	%	#	%	#	%	#	%	#	%	#	%	#	%		
Asian																			
American Indian / Alaskan Native																			
Black or African American																			
Hispanic																			
White		2	10.5%	4	21.1%	6	31.6%	5	26.3%	5	26.3%	10	52.6%	7	36.8%	9	47.4%		
Native Hawaiian or Pacific Islander																			
Multiple Ethnicities																			
Unknown								2	10.5%	1	5.3%	3	15.8%	2	10.5%	1	5.3%		
Totals		2	10.5%	4	21.1%	6	31.6%	7	36.8%	6	31.6%	13	68.4%	9	47.4%	10	52.6%		



Pre-BSN

CIP Code:

51.1105

Curriculum Code:

000AA0086

Program:

AA

Fall 2021

Total Enrollment:	74	100.0%	Male:	8	10.8%	FT:	43	58.1%	Avg Age:	22.9
Minority:	12	16.2%	Female:	66	89.2%	PT:	31	41.9%	Feeder Enrl:	50 67.6%

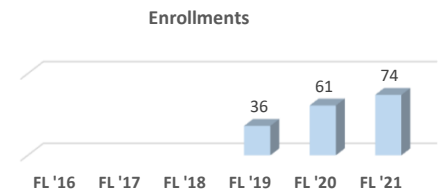
Feeder H.S. Enrollees

	#	%
Carbondale	2	2.7%
Carterville	5	6.8%
Crab Orchard		
DuQuoin	4	5.4%
Elverado	1	1.4%
Herrin	11	14.9%
Johnston City	6	8.1%
Marion	8	10.8%
Murphysboro	5	6.8%
West Frankfort	3	4.1%
Trico	5	6.8%
Feeder H.S. Total	50	67.6%
Agape Christian	1	1.4%
GED	3	4.1%

Age	#	%
<= 17	2	2.7%
18-20	41	55.4%
21-25	15	20.3%
26-30	9	12.2%
31-40	4	5.4%
41-50	3	4.1%
51-60		
61-70		
71-80		
81+		
Unk		
Total	74	100.0%
Avg	22.9	
<21	43	58.1%
>60		

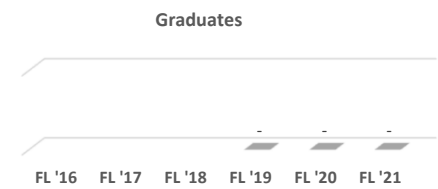
Enrollments

FL '16	
FL '17	
FL '18	
FL '19	36
FL '20	61
FL '21	74



Graduates

FL '16	
FL '17	
FL '18	
FL '19	-
FL '20	-
FL '21	-



Demographics	Male						Female						Grand Total					
	Full-time		Part-time		Male Total		Full-time		Part-time		Female Total		Full-time		Part-time		Grand Total	
	#	%	#	%	#	%	#	%	#	%	#	%	#	%	#	%	#	%
Asian																		
American Indian / Alaskan Native									1	1.4%	1	1.4%			1	1.4%	1	1.4%
Black or African American			1	1.4%	1	1.4%	2	2.7%	5	6.8%	7	9.5%	2	2.7%	6	8.1%	8	10.8%
Hispanic							1	1.4%			1	1.4%	1	1.4%			1	1.4%
White	5	6.8%	2	2.7%	7	9.5%	29	39.2%	21	28.4%	50	67.6%	34	45.9%	23	31.1%	57	77.0%
Native Hawaiian or Pacific Islander																		
Multiple Ethnicities							2	2.7%			2	2.7%	2	2.7%			2	2.7%
Unknown							4	5.4%	1	1.4%	5	6.8%	4	5.4%	1	1.4%	5	6.8%
Totals	5	6.8%	3	4.1%	8	10.8%	38	51.4%	28	37.8%	66	89.2%	43	58.1%	31	41.9%	74	100.0%



Pre-BSN

CIP Code:

51.1105

Curriculum Code:

000AA0086

Program:

AA

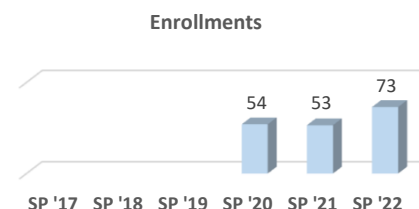
Spring 2022

Total Enrollment:	73	100.0%	Male:	18	24.7%	FT:	30	41.1%	Avg Age:	24.6
Minority:	9	12.3%	Female:	55	75.3%	PT:	43	58.9%	Feeder Enrl:	41 56.2%

Feeder H.S. Enrollees	#	%	Age	#	%
Carbondale	5	6.8%	< = 17		
Carterville	3	4.1%	18-20	31	42.5%
Crab Orchard			21-25	19	26.0%
DuQuoin	2	2.7%	26-30	11	15.1%
Elverado			31-40	10	13.7%
Herrin	9	12.3%	41-50	2	2.7%
Johnston City	4	5.5%	51-60		
Marion	9	12.3%	61-70		
Murphysboro	3	4.1%	71-80		
West Frankfort	4	5.5%	81+		
Trico	2	2.7%	Unk		
Feeder H.S. Total	41	56.2%	Total	73	100.0%
Agape Christian	1	1.4%	Avg	24.6	
GED	7	9.6%	<21	31	42.5%
			>60		

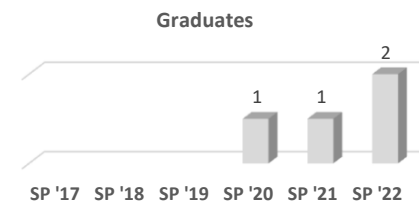
Enrollments

SP '17	
SP '18	
SP '19	
SP '20	54
SP '21	53
SP '22	73



Graduates

SP '17	
SP '18	
SP '19	
SP '20	1
SP '21	1
SP '22	2



Demographics	Male						Female						Grand Total					
	Full-time		Part-time		Male Total		Full-time		Part-time		Female Total		Full-time		Part-time		Grand Total	
	#	%	#	%	#	%	#	%	#	%	#	%	#	%	#	%	#	%
Asian									2	2.7%	2	2.7%			2	2.7%	2	2.7%
American Indian / Alaskan Native																		
Black or African American			1	1.4%	1	1.4%	1	1.4%	2	2.7%	3	4.1%	1	1.4%	3	4.1%	4	5.5%
Hispanic							1	1.4%	1	1.4%	2	2.7%	1	1.4%	1	1.4%	2	2.7%
White	8	11.0%	8	11.0%	16	21.9%	18	24.7%	26	35.6%	44	60.3%	26	35.6%	34	46.6%	60	82.2%
Native Hawaiian or Pacific Islander																		
Multiple Ethnicities									1	1.4%	1	1.4%			1	1.4%	1	1.4%
Unknown	1	1.4%			1	1.4%	1	1.4%	2	2.7%	3	4.1%	2	2.7%	2	2.7%	4	5.5%
Totals	9	12.3%	9	12.3%	18	24.7%	21	28.8%	34	46.6%	55	75.3%	30	41.1%	43	58.9%	73	100.0%

Associate in Arts

Pre-Law

CIP Code: 22.0001

Curriculum Code: 000AA0086



Pre-Law

CIP Code:

22.0001

Curriculum Code:

000AA0086

Program:

AA

Summer 2021

Total Enrollment:

Male:

FT:

Avg Age:

Minority:

Female:

PT:

Feeder Enrl:

Feeder H.S. Enrollees

Carbondale
Carterville
Crab Orchard
DuQuoin
Elverado
Herrin
Johnston City
Marion
Murphysboro
West Frankfort
Trico

Feeder H.S. Total

Agape Christian
GED

Age

< = 17
18-20
21-25
26-30
31-40
41-50
51-60
61-70
71-80
81+

Unk

Total

Avg

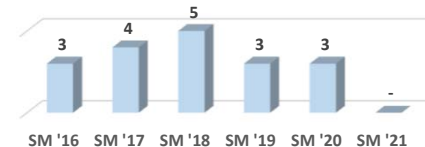
<21

>60

Enrollments

SM '16 3
SM '17 4
SM '18 5
SM '19 3
SM '20 3
SM '21 -

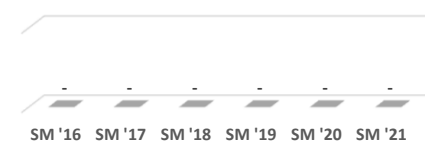
Enrollments



Graduates

SM '16 -
SM '17 -
SM '18 -
SM '19 -
SM '20 -
SM '21 -

Graduates



Demographics	Male						Female						Grand Total					
	Full-time		Part-time		Male Total		Full-time		Part-time		Female Total		Full-time		Part-time		Grand Total	
	#	%	#	%	#	%	#	%	#	%	#	%	#	%	#	%	#	%
Asian																		
American Indian / Alaskan Native																		
Black or African American																		
Hispanic																		
White																		
Native Hawaiian or Pacific Islander																		
Multiple Ethnicities																		
Unknown																		
Totals																		



Pre-Law

CIP Code:

22.0001

Curriculum Code:

000AA0086

Program:

AA

Fall 2021

Total Enrollment:	5	100.0%	Male:	3	60.0%	FT:	3	60.0%	Avg Age:	26.7
Minority:	1	20.0%	Female:	2	40.0%	PT:	2	40.0%	Feeder Enrl:	3 60.0%

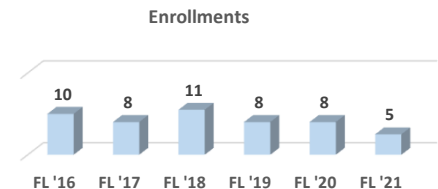
Feeder H.S. Enrollees

	#	%
Carbondale	1	20.0%
Carterville	1	20.0%
Crab Orchard		
DuQuoin		
Elverado		
Herrin		
Johnston City		
Marion	1	20.0%
Murphysboro		
West Frankfort		
Trico		
Feeder H.S. Total	3	60.0%
Agape Christian		
GED	1	20.0%

Age	#	%
<= 17		
18-20	2	40.0%
21-25	1	20.0%
26-30		
31-40	1	20.0%
41-50	1	20.0%
51-60		
61-70		
71-80		
81+		
Unk		
Total	5	100.0%
Avg	26.7	
<21	2	40.0%
>60		

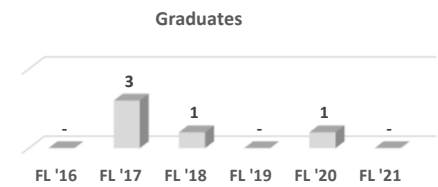
Enrollments

FL '16	10
FL '17	8
FL '18	11
FL '19	8
FL '20	8
FL '21	5



Graduates

FL '16	-
FL '17	3
FL '18	1
FL '19	-
FL '20	1
FL '21	-



Demographics	Male						Female						Grand Total					
	Full-time		Part-time		Male Total		Full-time		Part-time		Female Total		Full-time		Part-time		Grand Total	
	#	%	#	%	#	%	#	%	#	%	#	%	#	%	#	%	#	%
Asian																		
American Indian / Alaskan Native																		
Black or African American			1	20.0%	1	20.0%									1	20.0%	1	20.0%
Hispanic																		
White	2	40.0%			2	40.0%	1	20.0%	1	20.0%	2	40.0%	3	60.0%	1	20.0%	4	80.0%
Native Hawaiian or Pacific Islander																		
Multiple Ethnicities																		
Unknown																		
Totals	2	40.0%	1	20.0%	3	60.0%	1	20.0%	1	20.0%	2	40.0%	3	60.0%	2	40.0%	5	100.0%



Pre-Law

CIP Code:

22.0001

Curriculum Code:

000AA0086

Program:

AA

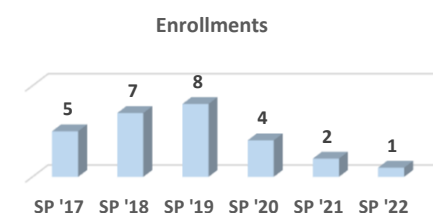
Spring 2022

Total Enrollment:	1	100.0%	Male:	1	100.0%	FT:		Avg Age:	33.9
Minority:	1	100.0%	Female:			PT:	1 100.0%	Feeder Enrl:	1 100.0%

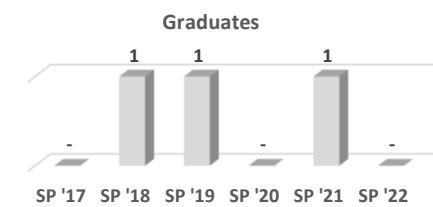
Feeder H.S. Enrollees	#	%
Carbondale	1	100.0%
Carterville		
Crab Orchard		
DuQuoin		
Elverado		
Herrin		
Johnston City		
Marion		
Murphysboro		
West Frankfort		
Trico		
Feeder H.S. Total	1	100.0%
Agape Christian		
GED		

Age	#	%
< = 17		
18-20		
21-25		
26-30		
31-40	1	100.0%
41-50		
51-60		
61-70		
71-80		
81+		
Unk		
Total	1	100.0%
Avg	33.9	
<21		
>60		

Enrollments	
SP '17	5
SP '18	7
SP '19	8
SP '20	4
SP '21	2
SP '22	1



Graduates	
SP '17	-
SP '18	1
SP '19	1
SP '20	-
SP '21	1
SP '22	-



Demographics	Male						Female						Grand Total					
	Full-time		Part-time		Male Total		Full-time		Part-time		Female Total		Full-time		Part-time		Grand Total	
	#	%	#	%	#	%	#	%	#	%	#	%	#	%	#	%	#	%
Asian																		
American Indian / Alaskan Native																		
Black or African American			1	100.0%	1	100.0%									1	100.0%	1	100.0%
Hispanic																		
White																		
Native Hawaiian or Pacific Islander																		
Multiple Ethnicities																		
Unknown																		
Totals			1	100.0%	1	100.0%									1	100.0%	1	100.0%

Associate in Arts

Psychology

CIP Code: 42.0101

Curriculum Code: 000AA0086



Psychology

CIP Code:

42.0101

Curriculum Code:

000AA0086

Program:

AA

Summer 2021

Total Enrollment:	16	100.0%	Male:	3	18.8%	FT:	8	50.0%	Avg Age:	25.8
Minority:	3	18.8%	Female:	13	81.3%	PT:	8	50.0%	Feeder Enrl:	6 37.5%

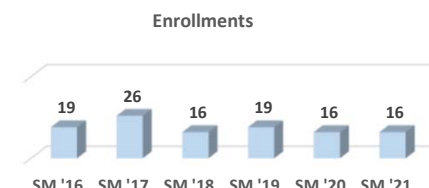
Feeder H.S. Enrollees

	#	%
Carbondale	3	18.8%
Carterville	1	6.3%
Crab Orchard		
DuQuoin		
Elverado		
Herrin		
Johnston City	1	6.3%
Marion	1	6.3%
Murphysboro		
West Frankfort		
Trico		
Feeder H.S. Total	6	37.5%
Agape Christian		
GED		

Age	#	%
< = 17	1	6.3%
18-20	5	31.3%
21-25	5	31.3%
26-30	2	12.5%
31-40	1	6.3%
41-50	2	12.5%
51-60		
61-70		
71-80		
81+		
Unk		
Total	16	100.0%
Avg	25.8	
<21	6	37.5%
>60		

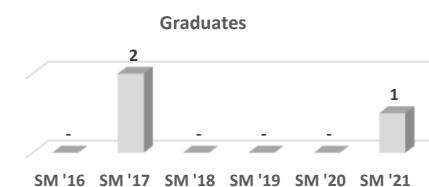
Enrollments

SM '16	19
SM '17	26
SM '18	16
SM '19	19
SM '20	16
SM '21	16


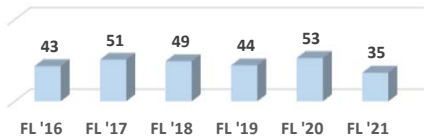
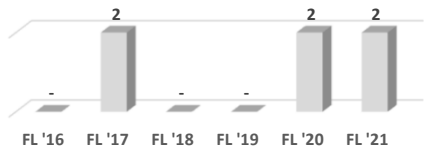






Graduates

SM '16	-
SM '17	2
SM '18	-
SM '19	-
SM '20	-
SM '21	1



Demographics	Male						Female						Grand Total					
	Full-time		Part-time		Male Total		Full-time		Part-time		Female Total		Full-time		Part-time		Grand Total	
	#	%	#	%	#	%	#	%	#	%	#	%	#	%	#	%	#	%
Asian																		
American Indian / Alaskan Native																		
Black or African American							2	12.5%	1	6.3%	3	18.8%	2	12.5%	1	6.3%	3	18.8%
Hispanic																		
White	1	6.3%	2	12.5%	3	18.8%	3	18.8%	5	31.3%	8	50.0%	4	25.0%	7	43.8%	11	68.8%
Native Hawaiian or Pacific Islander																		
Multiple Ethnicities																		
Unknown							2	12.5%			2	12.5%	2	12.5%			2	12.5%
Totals	1	6.3%	2	12.5%	3	18.8%	7	43.8%	6	37.5%	13	81.3%	8	50.0%	8	50.0%	16	100.0%

 Psychology		Fall 2021																																																																																																																																																																																																																																																																																																					
CIP Code:		42.0101				Curriculum Code:				000AA0086				Program:				AA																																																																																																																																																																																																																																																																																					
Total Enrollment:		35		100.0%		Male:		7		20.0%		FT:		24		68.6%		Avg Age:		25.6																																																																																																																																																																																																																																																																																			
Minority:		4		11.4%		Female:		28		80.0%		PT:		11		31.4%		Feeder Enrl:		17 48.6%																																																																																																																																																																																																																																																																																			
<table><tr><td colspan="6">Feeder H.S. Enrollees</td><td colspan="6">Age</td><td colspan="6">Enrollments</td></tr><tr><td></td><td>#</td><td>%</td><td></td><td>#</td><td>%</td><td></td><td>#</td><td>%</td><td></td><td>#</td><td>%</td><td></td><td>#</td><td>%</td><td></td><td>#</td><td>%</td><td colspan="4">Enrollments</td></tr><tr><td>Carbondale</td><td>3</td><td>8.6%</td><td></td><td></td><td></td><td><= 17</td><td></td><td></td><td></td><td>FL '16</td><td>43</td><td colspan="4"></td></tr><tr><td>Carterville</td><td>4</td><td>11.4%</td><td></td><td></td><td></td><td>18-20</td><td>17</td><td>48.6%</td><td></td><td>FL '17</td><td>51</td><td colspan="4"></td></tr><tr><td>Crab Orchard</td><td></td><td></td><td></td><td></td><td></td><td>21-25</td><td>6</td><td>17.1%</td><td></td><td>FL '18</td><td>49</td><td colspan="4"></td></tr><tr><td>DuQuoin</td><td></td><td></td><td></td><td></td><td></td><td>26-30</td><td>4</td><td>11.4%</td><td></td><td>FL '19</td><td>44</td><td colspan="4"></td></tr><tr><td>Elverado</td><td></td><td></td><td></td><td></td><td></td><td>31-40</td><td>4</td><td>11.4%</td><td></td><td>FL '20</td><td>53</td><td colspan="4"></td></tr><tr><td>Herrin</td><td>2</td><td>5.7%</td><td></td><td></td><td></td><td>41-50</td><td>4</td><td>11.4%</td><td></td><td>FL '21</td><td>35</td><td colspan="4"></td></tr><tr><td>Johnston City</td><td>2</td><td>5.7%</td><td></td><td></td><td></td><td>51-60</td><td></td><td></td><td></td><td colspan="4">Graduates</td></tr><tr><td>Marion</td><td>2</td><td>5.7%</td><td></td><td></td><td></td><td>61-70</td><td></td><td></td><td></td><td>FL '16</td><td>-</td><td colspan="4"></td></tr><tr><td>Murphysboro</td><td>4</td><td>11.4%</td><td></td><td></td><td></td><td>71-80</td><td></td><td></td><td></td><td>FL '17</td><td>2</td><td colspan="4"></td></tr><tr><td>West Frankfort</td><td></td><td></td><td></td><td></td><td></td><td>81+</td><td></td><td></td><td></td><td>FL '18</td><td>-</td><td colspan="4"></td></tr><tr><td>Trico</td><td></td><td></td><td></td><td></td><td></td><td>Unk</td><td></td><td></td><td></td><td>FL '19</td><td>-</td><td colspan="4"></td></tr><tr><td>Feeder H.S. Total</td><td>17</td><td>48.6%</td><td></td><td></td><td></td><td>Total</td><td>35</td><td>100.0%</td><td></td><td>FL '20</td><td>2</td><td colspan="4"></td></tr><tr><td>Agape Christian</td><td>1</td><td>2.9%</td><td></td><td></td><td></td><td>Avg</td><td>25.6</td><td></td><td></td><td>FL '21</td><td>2</td><td colspan="4"></td></tr><tr><td>GED</td><td>3</td><td>8.6%</td><td></td><td></td><td></td><td><21</td><td>17</td><td>48.6%</td><td></td><td colspan="4"></td></tr><tr><td></td><td></td><td></td><td></td><td></td><td></td><td>>60</td><td></td><td></td><td></td><td colspan="4"></td></tr></table>																						Feeder H.S. Enrollees						Age						Enrollments							#	%		#	%		#	%		#	%		#	%		#	%	Enrollments				Carbondale	3	8.6%				<= 17				FL '16	43					Carterville	4	11.4%				18-20	17	48.6%		FL '17	51					Crab Orchard						21-25	6	17.1%		FL '18	49					DuQuoin						26-30	4	11.4%		FL '19	44					Elverado						31-40	4	11.4%		FL '20	53					Herrin	2	5.7%				41-50	4	11.4%		FL '21	35					Johnston City	2	5.7%				51-60				Graduates				Marion	2	5.7%				61-70				FL '16	-					Murphysboro	4	11.4%				71-80				FL '17	2					West Frankfort						81+				FL '18	-					Trico						Unk				FL '19	-					Feeder H.S. Total	17	48.6%				Total	35	100.0%		FL '20	2					Agape Christian	1	2.9%				Avg	25.6			FL '21	2					GED	3	8.6%				<21	17	48.6%												>60							
Feeder H.S. Enrollees						Age						Enrollments																																																																																																																																																																																																																																																																																											
	#	%		#	%		#	%		#	%		#	%		#	%	Enrollments																																																																																																																																																																																																																																																																																					
Carbondale	3	8.6%				<= 17				FL '16	43																																																																																																																																																																																																																																																																																												
Carterville	4	11.4%				18-20	17	48.6%		FL '17	51																																																																																																																																																																																																																																																																																												
Crab Orchard						21-25	6	17.1%		FL '18	49																																																																																																																																																																																																																																																																																												
DuQuoin						26-30	4	11.4%		FL '19	44																																																																																																																																																																																																																																																																																												
Elverado						31-40	4	11.4%		FL '20	53																																																																																																																																																																																																																																																																																												
Herrin	2	5.7%				41-50	4	11.4%		FL '21	35																																																																																																																																																																																																																																																																																												
Johnston City	2	5.7%				51-60				Graduates																																																																																																																																																																																																																																																																																													
Marion	2	5.7%				61-70				FL '16	-																																																																																																																																																																																																																																																																																												
Murphysboro	4	11.4%				71-80				FL '17	2																																																																																																																																																																																																																																																																																												
West Frankfort						81+				FL '18	-																																																																																																																																																																																																																																																																																												
Trico						Unk				FL '19	-																																																																																																																																																																																																																																																																																												
Feeder H.S. Total	17	48.6%				Total	35	100.0%		FL '20	2																																																																																																																																																																																																																																																																																												
Agape Christian	1	2.9%				Avg	25.6			FL '21	2																																																																																																																																																																																																																																																																																												
GED	3	8.6%				<21	17	48.6%																																																																																																																																																																																																																																																																																															
						>60																																																																																																																																																																																																																																																																																																	
Demographics	Male						Female						Grand Total																																																																																																																																																																																																																																																																																										
	Full-time		Part-time		Male Total		Full-time		Part-time		Female Total		Full-time		Part-time		Grand Total																																																																																																																																																																																																																																																																																						
	#	%	#	%	#	%	#	%	#	%	#	%	#	%	#	%	#	%																																																																																																																																																																																																																																																																																					
Asian																																																																																																																																																																																																																																																																																																							
American Indian / Alaskan Native																																																																																																																																																																																																																																																																																																							
Black or African American							3	8.6%	1	2.9%	4	11.4%	3	8.6%	1	2.9%	4	11.4%																																																																																																																																																																																																																																																																																					
Hispanic																																																																																																																																																																																																																																																																																																							
White	5	14.3%	1	2.9%	6	17.1%	16	45.7%	8	22.9%	24	68.6%	21	60.0%	9	25.7%	30	85.7%																																																																																																																																																																																																																																																																																					
Native Hawaiian or Pacific Islander																																																																																																																																																																																																																																																																																																							
Multiple Ethnicities																																																																																																																																																																																																																																																																																																							
Unknown			1	2.9%	1	2.9%									1	2.9%	1	2.9%																																																																																																																																																																																																																																																																																					
Totals	5	14.3%	2	5.7%	7	20.0%	19	54.3%	9	25.7%	28	80.0%	24	68.6%	11	31.4%	35	100.0%																																																																																																																																																																																																																																																																																					



Psychology

CIP Code: 42.0101

Curriculum Code: 000AA0086

Program: AA

Spring 2022

Total Enrollment:	29	100.0%	Male:	7	24.1%	FT:	18	62.1%	Avg Age:	26.0
Minority:	4	13.8%	Female:	22	75.9%	PT:	11	37.9%	Feeder Enrl:	13 44.8%

Feeder H.S. Enrollees

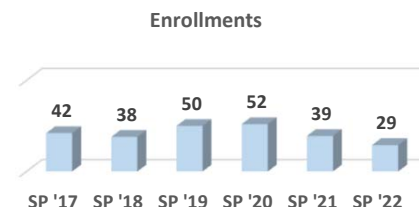
	#	%
Carbondale	3	10.3%
Carterville	4	13.8%
Crab Orchard		
DuQuoin		
Elverado		
Herrin	2	6.9%
Johnston City	1	3.4%
Marion	2	6.9%
Murphysboro	1	3.4%
West Frankfort		
Trico		
Feeder H.S. Total	13	44.8%
Agape Christian		
GED	4	13.8%

Age

	#	%
< = 17		
18-20	16	55.2%
21-25	5	17.2%
26-30		
31-40	4	13.8%
41-50	4	13.8%
51-60		
61-70		
71-80		
81+		
Unk		
Total	29	100.0%
Avg	26.0	
<21	16	55.2%
>60		

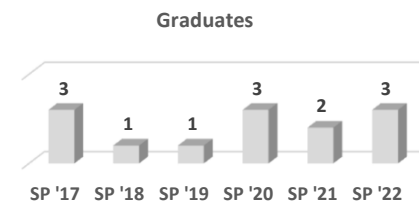
Enrollments

SP '17	42
SP '18	38
SP '19	50
SP '20	52
SP '21	39
SP '22	29



Graduates

SP '17	3
SP '18	1
SP '19	1
SP '20	3
SP '21	2
SP '22	3



Demographics	Male						Female						Grand Total					
	Full-time		Part-time		Male Total		Full-time		Part-time		Female Total		Full-time		Part-time		Grand Total	
	#	%	#	%	#	%	#	%	#	%	#	%	#	%	#	%	#	%
Asian																		
American Indian / Alaskan Native																		
Black or African American							1	3.4%	2	6.9%	3	10.3%	1	3.4%	2	6.9%	3	10.3%
Hispanic							1	3.4%			1	3.4%	1	3.4%			1	3.4%
White	6	20.7%	1	3.4%	7	24.1%	10	34.5%	8	27.6%	18	62.1%	16	55.2%	9	31.0%	25	86.2%
Native Hawaiian or Pacific Islander																		
Multiple Ethnicities																		
Unknown																		
Totals	6	20.7%	1	3.4%	7	24.1%	12	41.4%	10	34.5%	22	75.9%	18	62.1%	11	37.9%	29	100.0%

Associate in Arts

Social Work

CIP Code: **44.0701**

Curriculum Code: **000AA0086**



Social Work

CIP Code:

44.0701

Curriculum Code:

000AA0086

Program:

AA

Summer 2021

Total Enrollment:	23	100.0%	Male:	3	13.0%	FT:	16	69.6%	Avg Age:	26.4
Minority:	3	13.0%	Female:	20	87.0%	PT:	7	30.4%	Feeder Enrl:	12 52.2%

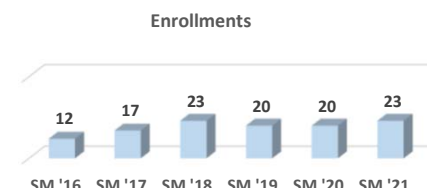
Feeder H.S. Enrollees

	#	%
Carbondale	2	8.7%
Carterville	2	8.7%
Crab Orchard		
DuQuoin	3	13.0%
Elverado		
Herrin		
Johnston City		
Marion	1	4.3%
Murphysboro	2	8.7%
West Frankfort	2	8.7%
Trico		
Feeder H.S. Total	12	52.2%
Agape Christian		
GED		

Age	#	%
< = 17		
18-20	8	34.8%
21-25	5	21.7%
26-30	2	8.7%
31-40	7	30.4%
41-50	1	4.3%
51-60		
61-70		
71-80		
81+		
Unk		
Total	23	100.0%
Avg	26.4	
<21	8	34.8%
>60		

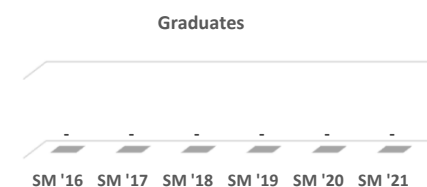
Enrollments

SM '16	12
SM '17	17
SM '18	23
SM '19	20
SM '20	20
SM '21	23



Graduates

SM '16	-
SM '17	-
SM '18	-
SM '19	-
SM '20	-
SM '21	-



Demographics	Male						Female						Grand Total					
	Full-time		Part-time		Male Total		Full-time		Part-time		Female Total		Full-time		Part-time		Grand Total	
	#	%	#	%	#	%	#	%	#	%	#	%	#	%	#	%	#	%
Asian																		
American Indian / Alaskan Native																		
Black or African American							2	8.7%	1	4.3%	3	13.0%	2	8.7%	1	4.3%	3	13.0%
Hispanic																		
White	2	8.7%	1	4.3%	3	13.0%	10	43.5%	5	21.7%	15	65.2%	12	52.2%	6	26.1%	18	78.3%
Native Hawaiian or Pacific Islander																		
Multiple Ethnicities																		
Unknown							2	8.7%			2	8.7%	2	8.7%			2	8.7%
Totals	2	8.7%	1	4.3%	3	13.0%	14	60.9%	6	26.1%	20	87.0%	16	69.6%	7	30.4%	23	100.0%



Social Work

CIP Code:

44.0701

Curriculum Code:

000AA0086

Program:

AA

Fall 2021

Total Enrollment:	44	100.0%	Male:	8	18.2%	FT:	31	70.5%	Avg Age:	26.3
Minority:	10	22.7%	Female:	36	81.8%	PT:	13	29.5%	Feeder Enrl:	25 56.8%

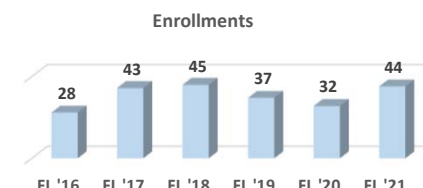
Feeder H.S. Enrollees

	#	%
Carbondale	6	13.6%
Carterville	1	2.3%
Crab Orchard		
DuQuoin	4	9.1%
Elverado		
Herrin	2	4.5%
Johnston City	3	6.8%
Marion	5	11.4%
Murphysboro	2	4.5%
West Frankfort	1	2.3%
Trico	1	2.3%
Feeder H.S. Total	25	56.8%
Agape Christian		
GED	3	6.8%

Age	#	%
<= 17	1	2.3%
18-20	20	45.5%
21-25	6	13.6%
26-30	6	13.6%
31-40	8	18.2%
41-50	1	2.3%
51-60	1	2.3%
61-70	1	2.3%
71-80		
81+		
Unk		
Total	44	100.0%
Avg	26.3	
<21	21	47.7%
>60	1	2.3%

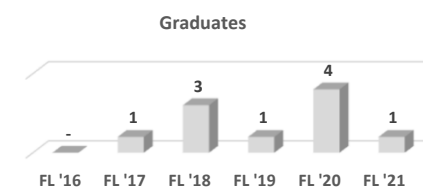
Enrollments

FL '16	28
FL '17	43
FL '18	45
FL '19	37
FL '20	32
FL '21	44



Graduates

FL '16	-
FL '17	1
FL '18	3
FL '19	1
FL '20	4
FL '21	1



Demographics	Male						Female						Grand Total					
	Full-time		Part-time		Male Total		Full-time		Part-time		Female Total		Full-time		Part-time		Grand Total	
	#	%	#	%	#	%	#	%	#	%	#	%	#	%	#	%	#	%
Asian																		
American Indian / Alaskan Native																		
Black or African American							5	11.4%	5	11.4%	10	22.7%	5	11.4%	5	11.4%	10	22.7%
Hispanic																		
White	5	11.4%	2	4.5%	7	15.9%	18	40.9%	5	11.4%	23	52.3%	23	52.3%	7	15.9%	30	68.2%
Native Hawaiian or Pacific Islander																		
Multiple Ethnicities																		
Unknown			1	2.3%	1	2.3%	3	6.8%			3	6.8%	3	6.8%	1	2.3%	4	9.1%
Totals	5	11.4%	3	6.8%	8	18.2%	26	59.1%	10	22.7%	36	81.8%	31	70.5%	13	29.5%	44	100.0%



Social Work

CIP Code:

44.0701

Curriculum Code:

000AA0086

Program:

AA

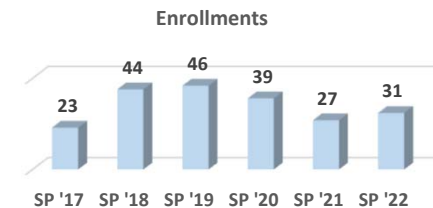
Spring 2022

Total Enrollment:	31	100.0%	Male:	5	16.1%	FT:	22	71.0%	Avg Age:	25.3
Minority:	7	22.6%	Female:	26	83.9%	PT:	9	29.0%	Feeder Enrl:	19 61.3%

Feeder H.S. Enrollees	#	%	Age	#	%
Carbondale	3	9.7%	< = 17		
Carterville			18-20	12	38.7%
Crab Orchard			21-25	7	22.6%
DuQuoin	3	9.7%	26-30	7	22.6%
Elverado			31-40	4	12.9%
Herrin	2	6.5%	41-50	1	3.2%
Johnston City	4	12.9%	51-60		
Marion	3	9.7%	61-70		
Murphysboro	3	9.7%	71-80		
West Frankfort	1	3.2%	81+		
Trico			Unk		
Feeder H.S. Total	19	61.3%	Total	31	100.0%
Agape Christian			Avg	25.3	
GED			<21	12	38.7%
			>60		

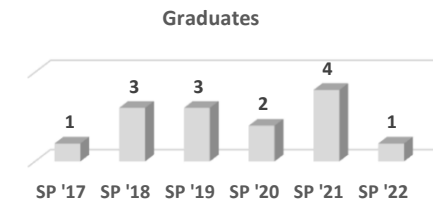
Enrollments

SP '17	23
SP '18	44
SP '19	46
SP '20	39
SP '21	27
SP '22	31



Graduates

SP '17	1
SP '18	3
SP '19	3
SP '20	2
SP '21	4
SP '22	1



Demographics	Male						Female						Grand Total					
	Full-time		Part-time		Male Total		Full-time		Part-time		Female Total		Full-time		Part-time		Grand Total	
	#	%	#	%	#	%	#	%	#	%	#	%	#	%	#	%	#	%
Asian																		
American Indian / Alaskan Native																		
Black or African American			1	3.2%	1	3.2%	3	9.7%	3	9.7%	6	19.4%	3	9.7%	4	12.9%	7	22.6%
Hispanic																		
White	4	12.9%			4	12.9%	14	45.2%	5	16.1%	19	61.3%	18	58.1%	5	16.1%	23	74.2%
Native Hawaiian or Pacific Islander																		
Multiple Ethnicities																		
Unknown							1	3.2%			1	3.2%	1	3.2%			1	3.2%
Totals	4	12.9%	1	3.2%	5	16.1%	18	58.1%	8	25.8%	26	83.9%	22	71.0%	9	29.0%	31	100.0%

Associate in Arts

Sociology

CIP Code: 45.1101

Curriculum Code: 000AA0086



Sociology

CIP Code:

45.1101

Curriculum Code:

000AA0086

Program:

AA

Summer 2021

Total Enrollment:	2	100.0%	Male:			FT:	1	50.0%	Avg Age:	38.9
Minority:			Female:	2	100.0%	PT:	1	50.0%	Feeder Enrl:	1 50.0%

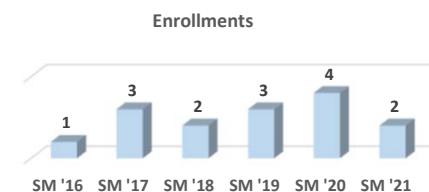
Feeder H.S. Enrollees

	#	%
Carbondale		
Carterville		
Crab Orchard		
DuQuoin		
Elverado		
Herrin	1	50.0%
Johnston City		
Marion		
Murphysboro		
West Frankfort		
Trico		
Feeder H.S. Total	1	50.0%
Agape Christian		
GED		

Age	#	%
< = 17		
18-20		
21-25	1	50.0%
26-30		
31-40		
41-50		
51-60	1	50.0%
61-70		
71-80		
81+		
Unk		
Total	2	100.0%
Avg	38.9	
<21		
>60		

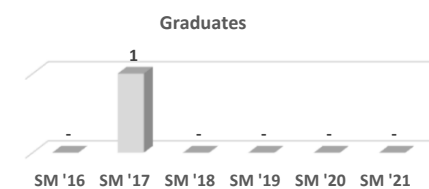
Enrollments

SM '16	1
SM '17	3
SM '18	2
SM '19	3
SM '20	4
SM '21	2



Graduates

SM '16	-
SM '17	1
SM '18	-
SM '19	-
SM '20	-
SM '21	-



Demographics	Male						Female						Grand Total					
	Full-time		Part-time		Male Total		Full-time		Part-time		Female Total		Full-time		Part-time		Grand Total	
	#	%	#	%	#	%	#	%	#	%	#	%	#	%	#	%	#	%
Asian																		
American Indian / Alaskan Native																		
Black or African American																		
Hispanic																		
White							1	50.0%	1	50.0%	2	100.0%	1	50.0%	1	50.0%	2	100.0%
Native Hawaiian or Pacific Islander																		
Multiple Ethnicities																		
Unknown																		
Totals							1	50.0%	1	50.0%	2	100.0%	1	50.0%	1	50.0%	2	100.0%



Sociology

CIP Code: 45.1101

Curriculum Code: 000AA0086

Program: AA

Fall 2021

Total Enrollment:	1	100.0%	Male:	1	100.0%	FT:			Avg Age:	25.3
Minority:			Female:			PT:	1	100.0%	Feeder Enrl:	1 100.0%

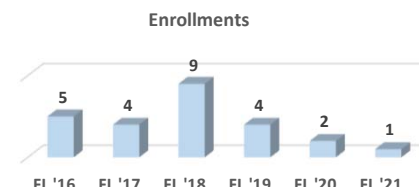
Feeder H.S. Enrollees

	#	%
Carbondale		
Carterville		
Crab Orchard		
DuQuoin		
Elverado		
Herrin		
Johnston City		
Marion		
Murphysboro	1	100.0%
West Frankfort		
Trico		
Feeder H.S. Total	1	100.0%
Agape Christian		
GED		

Age	#	%
<= 17		
18-20		
21-25	1	100.0%
26-30		
31-40		
41-50		
51-60		
61-70		
71-80		
81+		
Unk		
Total	1	100.0%
Avg	25.3	
<21		
>60		

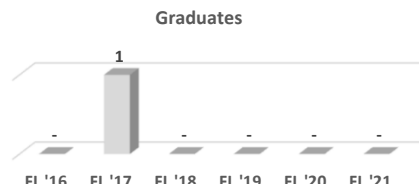
Enrollments

FL '16	5
FL '17	4
FL '18	9
FL '19	4
FL '20	2
FL '21	1



Graduates

FL '16	-
FL '17	1
FL '18	-
FL '19	-
FL '20	-
FL '21	-



Demographics	Male						Female						Grand Total					
	Full-time		Part-time		Male Total		Full-time		Part-time		Female Total		Full-time		Part-time		Grand Total	
	#	%	#	%	#	%	#	%	#	%	#	%	#	%	#	%	#	%
Asian																		
American Indian / Alaskan Native																		
Black or African American																		
Hispanic																		
White																		
Native Hawaiian or Pacific Islander																		
Multiple Ethnicities																		
Unknown			1	100.0%	1	100.0%									1	100.0%	1	100.0%
Totals			1	100.0%	1	100.0%									1	100.0%	1	100.0%



Sociology

CIP Code:

45.1101

Curriculum Code:

000AA0086

Program:

AA

Spring 2022

Total Enrollment:	3	100.0%	Male:	2	66.7%	FT:		Avg Age:	34.5		
Minority:	2	66.7%	Female:	1	33.3%	PT:	3	100.0%	Feeder Enrl:	2	66.7%

Feeder H.S. Enrollees

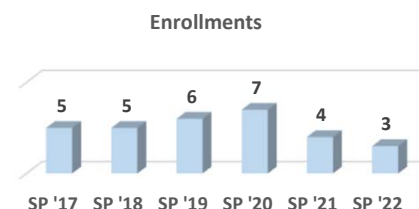
	#	%
Carbondale		
Carterville		
Crab Orchard		
DuQuoin		
Elverado		
Herrin		
Johnston City		
Marion		
Murphysboro	2	66.7%
West Frankfort		
Trico		
Feeder H.S. Total	2	66.7%
Agape Christian		
GED	1	33.3%

Age

	#	%
< = 17		
18-20		
21-25	2	66.7%
26-30		
31-40		
41-50		
51-60	1	33.3%
61-70		
71-80		
81+		
Unk		
Total	3	100.0%
Avg	34.5	
<21		
>60		

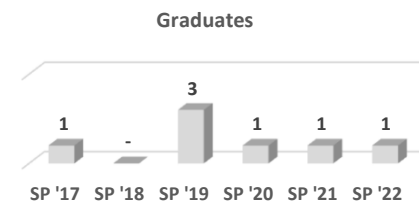
Enrollments

SP '17	5
SP '18	5
SP '19	6
SP '20	7
SP '21	4
SP '22	3



Graduates

SP '17	1
SP '18	-
SP '19	3
SP '20	1
SP '21	1
SP '22	1



Demographics	Male						Female						Grand Total					
	Full-time		Part-time		Male Total		Full-time		Part-time		Female Total		Full-time		Part-time		Grand Total	
	#	%	#	%	#	%	#	%	#	%	#	%	#	%	#	%	#	%
Asian																		
American Indian / Alaskan Native																		
Black or African American			1	33.3%	1	33.3%			1	33.3%	1	33.3%			2	66.7%	2	66.7%
Hispanic																		
White																		
Native Hawaiian or Pacific Islander																		
Multiple Ethnicities																		
Unknown			1	33.3%	1	33.3%									1	33.3%	1	33.3%
Totals			2	66.7%	2	66.7%			1	33.3%	1	33.3%			3	100.0%	3	100.0%

Associate in Arts

Special Education

CIP Code: **13.1001**

Curriculum Code: **000AA0086**



Special Education

CIP Code: 13.1001

Curriculum Code: 000AA0086

Program: AA

Summer 2021

Total Enrollment:	13	100.0%	Male:	2	15.4%	FT:	7	53.8%	Avg Age:	34.7
Minority:	1	7.7%	Female:	11	84.6%	PT:	6	46.2%	Feeder Enrl:	5 38.5%

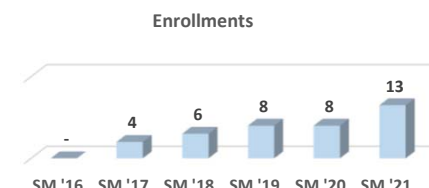
Feeder H.S. Enrollees

	#	%
Carbondale	1	7.7%
Cartersville		
Crab Orchard	1	7.7%
DuQuoin	1	7.7%
Elverado		
Herrin		
Johnston City		
Marion	1	7.7%
Murphysboro	1	7.7%
West Frankfort		
Trico		
Feeder H.S. Total	5	38.5%
Agape Christian		
GED	1	7.7%

Age	#	%
< = 17		
18-20	3	23.1%
21-25		
26-30	1	7.7%
31-40	5	38.5%
41-50	4	30.8%
51-60		
61-70		
71-80		
81+		
Unk		
Total	13	100.0%
Avg	34.7	
<21	3	23.1%
>60		

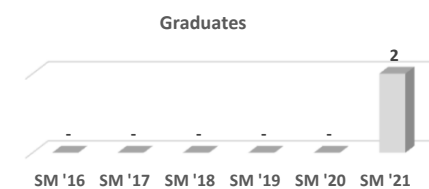
Enrollments

SM '16	-
SM '17	4
SM '18	6
SM '19	8
SM '20	8
SM '21	13



Graduates

SM '16	-
SM '17	-
SM '18	-
SM '19	-
SM '20	-
SM '21	2



Demographics	Male						Female						Grand Total					
	Full-time		Part-time		Male Total		Full-time		Part-time		Female Total		Full-time		Part-time		Grand Total	
	#	%	#	%	#	%	#	%	#	%	#	%	#	%	#	%	#	%
Asian																		
American Indian / Alaskan Native																		
Black or African American																		
Hispanic							1	7.7%			1	7.7%	1	7.7%			1	7.7%
White	2	15.4%			2	15.4%	3	23.1%	5	38.5%	8	61.5%	5	38.5%	5	38.5%	10	76.9%
Native Hawaiian or Pacific Islander																		
Multiple Ethnicities																		
Unknown							1	7.7%	1	7.7%	2	15.4%	1	7.7%	1	7.7%	2	15.4%
Totals	2	15.4%			2	15.4%	5	38.5%	6	46.2%	11	84.6%	7	53.8%	6	46.2%	13	100.0%



Special Education

CIP Code: 13.1001

Curriculum Code: 000AA0086

Program: AA

Fall 2021

Total Enrollment:	14	100.0%	Male:	1	7.1%	FT:	7	50.0%	Avg Age:	33.7
Minority:			Female:	13	92.9%	PT:	7	50.0%	Feeder Enrl:	8 57.1%

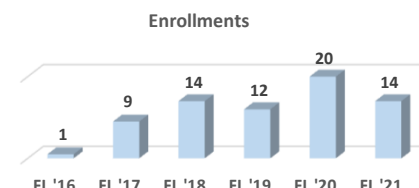
Feeder H.S. Enrollees

	#	%
Carbondale	1	7.1%
Carterville		
Crab Orchard	1	7.1%
DuQuoin	2	14.3%
Elverado		
Herrin		
Johnston City		
Marion	1	7.1%
Murphysboro	2	14.3%
West Frankfort	1	7.1%
Trico		
Feeder H.S. Total	8	57.1%
Agape Christian		
GED	2	14.3%

Age	#	%
<= 17		
18-20	4	28.6%
21-25	1	7.1%
26-30		
31-40	4	28.6%
41-50	5	35.7%
51-60		
61-70		
71-80		
81+		
Unk		
Total	14	100.0%
Avg	33.7	
<21	4	28.6%
>60		

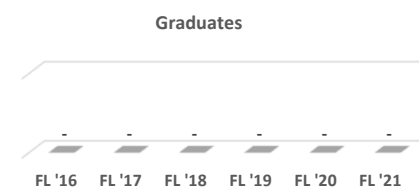
Enrollments

FL '16	1
FL '17	9
FL '18	14
FL '19	12
FL '20	20
FL '21	14



Graduates

FL '16	-
FL '17	-
FL '18	-
FL '19	-
FL '20	-
FL '21	-



Demographics	Male						Female						Grand Total					
	Full-time		Part-time		Male Total		Full-time		Part-time		Female Total		Full-time		Part-time		Grand Total	
	#	%	#	%	#	%	#	%	#	%	#	%	#	%	#	%	#	%
Asian																		
American Indian / Alaskan Native																		
Black or African American																		
Hispanic																		
White	1	7.1%			1	7.1%	5	35.7%	5	35.7%	10	71.4%	6	42.9%	5	35.7%	11	78.6%
Native Hawaiian or Pacific Islander																		
Multiple Ethnicities																		
Unknown							1	7.1%	2	14.3%	3	21.4%	1	7.1%	2	14.3%	3	21.4%
Totals	1	7.1%			1	7.1%	6	42.9%	7	50.0%	13	92.9%	7	50.0%	7	50.0%	14	100.0%



Special Education

CIP Code: 13.1001

Curriculum Code: 000AA0086

Program: AA

Spring 2022

Total Enrollment:	11	100.0%	Male:	1	9.1%	FT:	5	45.5%	Avg Age:	33.5
Minority:	1	9.1%	Female:	10	90.9%	PT:	6	54.5%	Feeder Enrl:	7 63.6%

Feeder H.S. Enrollees

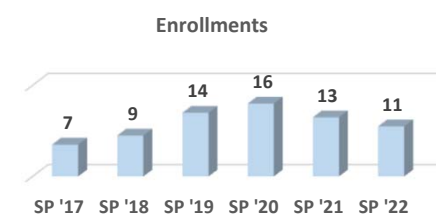
	#	%
Carbondale		
Carterville		
Crab Orchard	1	9.1%
DuQuoin	2	18.2%
Elverado		
Herrin		
Johnston City		
Marion	1	9.1%
Murphysboro	1	9.1%
West Frankfort	2	18.2%
Trico		
Feeder H.S. Total	7	63.6%
Agape Christian		
GED	1	9.1%

Age

	#	%
<= 17	1	9.1%
18-20	2	18.2%
21-25		
26-30		
31-40	5	45.5%
41-50	3	27.3%
51-60		
61-70		
71-80		
81+		
Unk		
Total	11	100.0%
Avg	33.5	
<21	3	27.3%
>60		

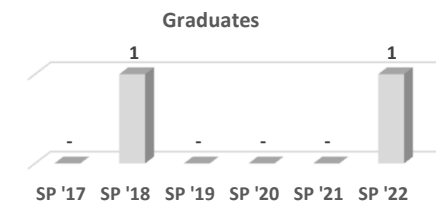
Enrollments

SP '17	7
SP '18	9
SP '19	14
SP '20	16
SP '21	13
SP '22	11



Graduates

SP '17	-
SP '18	1
SP '19	-
SP '20	-
SP '21	-
SP '22	1



Demographics	Male						Female						Grand Total					
	Full-time		Part-time		Male Total		Full-time		Part-time		Female Total		Full-time		Part-time		Grand Total	
	#	%	#	%	#	%	#	%	#	%	#	%	#	%	#	%	#	%
Asian							1	9.1%			1	9.1%			1	9.1%	1	9.1%
American Indian / Alaskan Native																		
Black or African American																		
Hispanic																		
White	1	9.1%			1	9.1%	3	27.3%	4	36.4%	7	63.6%	4	36.4%	4	36.4%	8	72.7%
Native Hawaiian or Pacific Islander																		
Multiple Ethnicities																		
Unknown							1	9.1%	1	9.1%	2	18.2%	1	9.1%	1	9.1%	2	18.2%
Totals	1	9.1%			1	9.1%	4	36.4%	6	54.5%	10	90.9%	5	45.5%	6	54.5%	11	100.0%

Associate in Arts

Speech Communication

CIP Code: **09.0101**

Curriculum Code: **000AA0086**



Speech Communication

CIP Code: 09.0101

Curriculum Code:

000AA0086

Program:

AA

Summer 2021

Total Enrollment:	2	100.0%	Male:			FT:	1	50.0%	Avg Age:	25.1
Minority:	1	50.0%	Female:	2	100.0%	PT:	1	50.0%	Feeder Enrl:	1 50.0%

Feeder H.S. Enrollees

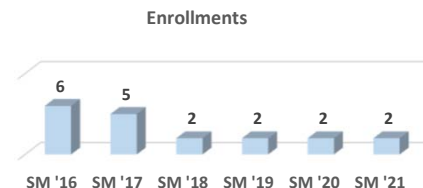
	#	%
Carbondale		
Carterville		
Crab Orchard		
DuQuoin		
Elverado		
Herrin		
Johnston City		
Marion		
Murphysboro		
West Frankfort	1	50.0%
Trico		
Feeder H.S. Total	1	50.0%

Agape Christian
GED

Age	#	%
< = 17		
18-20		
21-25	1	50.0%
26-30	1	50.0%
31-40		
41-50		
51-60		
61-70		
71-80		
81+		
Unk		
Total	2	100.0%
Avg	25.1	

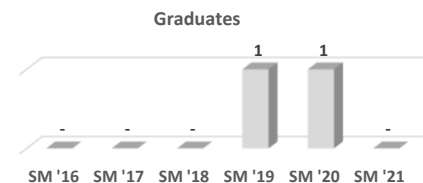
Enrollments

SM '16	6
SM '17	5
SM '18	2
SM '19	2
SM '20	2
SM '21	2



Graduates

SM '16	-
SM '17	-
SM '18	-
SM '19	1
SM '20	1
SM '21	-



Demographics	Male						Female						Grand Total					
	Full-time		Part-time		Male Total		Full-time		Part-time		Female Total		Full-time		Part-time		Grand Total	
	#	%	#	%	#	%	#	%	#	%	#	%	#	%	#	%	#	%
Asian																		
American Indian / Alaskan Native																		
Black or African American									1	50.0%	1	50.0%			1	50.0%	1	50.0%
Hispanic																		
White							1	50.0%			1	50.0%	1	50.0%			1	50.0%
Native Hawaiian or Pacific Islander																		
Multiple Ethnicities																		
Unknown																		
Totals							1	50.0%	1	50.0%	2	100.0%	1	50.0%	1	50.0%	2	100.0%



Speech Communication

CIP Code: 09.0101

Curriculum Code:

000AA0086

Program:

AA

Fall 2021

Total Enrollment:	4	100.0%	Male:	1	25.0%	FT:	3	75.0%	Avg Age:	22.1
Minority:	1	25.0%	Female:	3	75.0%	PT:	1	25.0%	Feeder Enrl:	3 75.0%

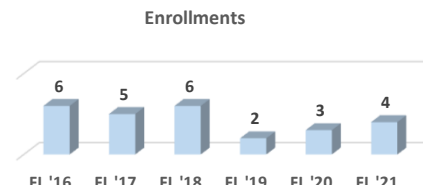
Feeder H.S. Enrollees

	#	%
Carbondale		
Carterville	1	25.0%
Crab Orchard		
DuQuoin	1	25.0%
Elverado		
Herrin		
Johnston City		
Marion		
Murphysboro		
West Frankfort	1	25.0%
Trico		
Feeder H.S. Total	3	75.0%
Agape Christian		
GED		

Age	#	%
<= 17		
18-20	2	50.0%
21-25	1	25.0%
26-30	1	25.0%
31-40		
41-50		
51-60		
61-70		
71-80		
81+		
Unk		
Total	4	100.0%
Avg	22.1	
<21	2	50.0%
>60		

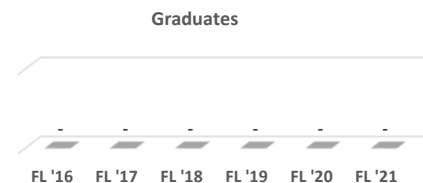
Enrollments

FL '16	6
FL '17	5
FL '18	6
FL '19	2
FL '20	3
FL '21	4



Graduates

FL '16	-
FL '17	-
FL '18	-
FL '19	-
FL '20	-
FL '21	-



Demographics	Male						Female						Grand Total					
	Full-time		Part-time		Male Total		Full-time		Part-time		Female Total		Full-time		Part-time		Grand Total	
	#	%	#	%	#	%	#	%	#	%	#	%	#	%	#	%	#	%
Asian																		
American Indian / Alaskan Native																		
Black or African American									1	25.0%	1	25.0%			1	25.0%	1	25.0%
Hispanic																		
White	1	25.0%			1	25.0%	2	50.0%			2	50.0%	3	75.0%			3	75.0%
Native Hawaiian or Pacific Islander																		
Multiple Ethnicities																		
Unknown																		
Totals	1	25.0%			1	25.0%	2	50.0%	1	25.0%	3	75.0%	3	75.0%	1	25.0%	4	100.0%



Speech Communication

CIP Code: 09.0101

Curriculum Code: 000AA0086

Program: AA

Spring 2022

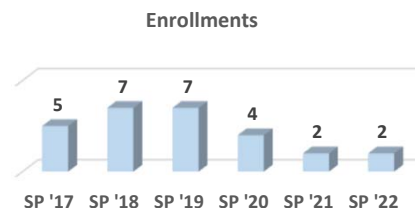
Total Enrollment:	2	100.0%	Male:	1	50.0%	FT:	2	100.0%	Avg Age:	19.4
Minority:			Female:	1	50.0%	PT:			Feeder Enrl:	2 100.0%

Feeder H.S. Enrollees

	#	%	Age	#	%
Carbondale			< = 17		
Carterville	1	50.0%	18-20	2	100.0%
Crab Orchard			21-25		
DuQuoin	1	50.0%	26-30		
Elverado			31-40		
Herrin			41-50		
Johnston City			51-60		
Marion			61-70		
Murphysboro			71-80		
West Frankfort			81+		
Trico			Unk		
Feeder H.S. Total	2	100.0%	Total	2	100.0%
			Avg	19.4	
Agape Christian			<21	2	100.0%
GED			>60		

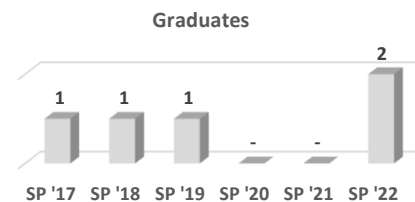
Enrollments

SP '17	5
SP '18	7
SP '19	7
SP '20	4
SP '21	2
SP '22	2



Graduates

SP '17	1
SP '18	1
SP '19	1
SP '20	-
SP '21	-
SP '22	2



Demographics	Male						Female						Grand Total					
	Full-time		Part-time		Male Total		Full-time		Part-time		Female Total		Full-time		Part-time		Grand Total	
	#	%	#	%	#	%	#	%	#	%	#	%	#	%	#	%	#	%
Asian																		
American Indian / Alaskan Native																		
Black or African American																		
Hispanic																		
White	1	50.0%			1	50.0%	1	50.0%			1	50.0%	2	100.0%			2	100.0%
Native Hawaiian or Pacific Islander																		
Multiple Ethnicities																		
Unknown																		
Totals	1	50.0%			1	50.0%	1	50.0%			1	50.0%	2	100.0%			2	100.0%

JOHN A. LOGAN COLLEGE

FY 2020 – 21

John A. Logan College - Program Data
Associate in Engineering Science



Associate in Engineering Science

Chemical Engineering

CIP Code: **14.0701**

Curriculum Code: **AES 0096**



Chemical Engineering

CIP Code: 14.0701

Curriculum Code:

AES 0096

Program:

AES

Summer 2021

Total Enrollment:	1	100.0%	Male:	1	100.0%	FT:	1	100.0%	Avg Age:	23.2
Minority:			Female:			PT:			Feeder Enrl:	

Feeder H.S. Enrollees

#	%	Age	#	%
Carbondale		< = 17		
Carterville		18-20		
Crab Orchard		21-25	1	100.0%
DuQuoin		26-30		
Elverado		31-40		
Herrin		41-50		
Johnston City		51-60		
Marion		61-70		
Murphysboro		71-80		
West Frankfort		81+		
Trico		Unk		
Feeder H.S. Total		Total	1	100.0%
		Avg	23.2	
Agape Christian		<21		
GED		>60		

Enrollments



Graduates



Demographics	Male						Female						Grand Total					
	Full-time		Part-time		Male Total		Full-time		Part-time		Female Total		Full-time		Part-time		Grand Total	
	#	%	#	%	#	%	#	%	#	%	#	%	#	%	#	%	#	%
Asian																		
American Indian / Alaskan Native																		
Black or African American																		
Hispanic																		
White	1	100.0%			1	100.0%							1	100.0%			1	100.0%
Native Hawaiian or Pacific Islander																		
Multiple Ethnicities																		
Unknown																		
Totals	1	100.0%			1	100.0%							1	100.0%			1	100.0%



Chemical Engineering

CIP Code: 14.0701

Curriculum Code:

AES 0096

Program:

AES

Fall 2021

Total Enrollment:	2	100.0%	Male:	1	50.0%	FT:	1	50.0%	Avg Age:	24.5
Minority:			Female:	1	50.0%	PT:	1	50.0%	Feeder Enrl:	1 50.0%


Feeder H.S. Enrollees

	#	%
Carbondale		
Carterville		
Crab Orchard		
DuQuoin		
Elverado		
Herrin	1	50.0%
Johnston City		
Marion		
Murphysboro		
West Frankfort		
Trico		
Feeder H.S. Total	1	50.0%
Agape Christian		
GED		


Age

	#	%
< = 17		
18-20		
21-25	2	100.0%
26-30		
31-40		
41-50		
51-60		
61-70		
71-80		
81+		
Unk		
Total	2	100.0%
Avg	24.5	
<21		
>60		

Enrollments



Graduates



Demographics	Male						Female						Grand Total					
	Full-time		Part-time		Male Total		Full-time		Part-time		Female Total		Full-time		Part-time		Grand Total	
	#	%	#	%	#	%	#	%	#	%	#	%	#	%	#	%	#	%
Asian																		
American Indian / Alaskan Native																		
Black or African American																		
Hispanic																		
White	1	50.0%			1	50.0%			1	50.0%	1	50.0%	1	50.0%	1	50.0%	2	100.0%
Native Hawaiian or Pacific Islander																		
Multiple Ethnicities																		
Unknown																		
Totals	1	50.0%			1	50.0%			1	50.0%	1	50.0%	1	50.0%	1	50.0%	2	100.0%



Chemical Engineering

Spring 2022

CIP Code: 14.0701

Curriculum Code: AES 0096

Program: AES

Total Enrollment:	2	100.0%	Male:	1	50.0%	FT:	1	50.0%	Avg Age:	24.9
Minority:			Female:	1	50.0%	PT:	1	50.0%	Feeder Enrl:	1 50.0%

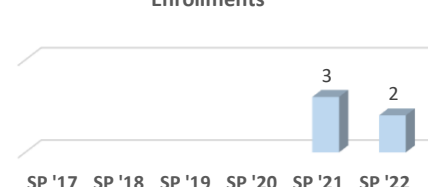
Feeder H.S. Enrollees

	#	%	Age	#	%
Carbondale			< = 17		
Carterville			18-20		
Crab Orchard			21-25	2	100.0%
DuQuoin			26-30		
Elverado			31-40		
Herrin	1	50.0%	41-50		
Johnston City			51-60		
Marion			61-70		
Murphysboro			71-80		
West Frankfort			81+		
Trico			Unk		
Feeder H.S. Total	1	50.0%	Total	2	100.0%
			Avg	24.9	
Agape Christian			<21		
GED			>60		

Enrollments

SP '17	
SP '18	
SP '19	
SP '20	
SP '21	3
SP '22	2

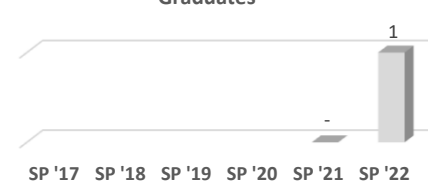
Enrollments



Graduates

SP '17	
SP '18	
SP '19	
SP '20	
SP '21	-
SP '22	1

Graduates



Demographics	Male						Female						Grand Total					
	Full-time		Part-time		Male Total		Full-time		Part-time		Female Total		Full-time		Part-time		Grand Total	
	#	%	#	%	#	%	#	%	#	%	#	%	#	%	#	%	#	%
Asian																		
American Indian / Alaskan Native																		
Black or African American																		
Hispanic																		
White	1	50.0%			1	50.0%			1	50.0%	1	50.0%	1	50.0%	1	50.0%	2	100.0%
Native Hawaiian or Pacific Islander																		
Multiple Ethnicities																		
Unknown																		
Totals	1	50.0%			1	50.0%			1	50.0%	1	50.0%	1	50.0%	1	50.0%	2	100.0%

Associate in Engineering Science

Civil Engineering

CIP Code: **14.0801**

Curriculum Code: **AES 0096**



Civil Engineering

CIP Code: 14.0801

Curriculum Code:

AES 0096

Program:

AES

Summer 2021

Total Enrollment:	1	100.0%	Male:	1	100.0%	FT:			Avg Age:	19.6
Minority:			Female:			PT:	1	100.0%	Feeder Enrl:	1 100.0%

Feeder H.S. Enrollees			Age			Enrollments		
#	%		#	%				
Carbondale			< = 17			SM '16		
Carterville			18-20	1	100.0%	SM '17		
Crab Orchard			21-25			SM '18		
DuQuoin			26-30			SM '19		
Elverado			31-40			SM '20		
Herrin			41-50			SM '21	1	
Johnston City			51-60					
Marion			61-70					
Murphysboro	1	100.0%	71-80					
West Frankfort			81+					
Trico			Unk					
Feeder H.S. Total	1	100.0%	Total	1	100.0%			
Agape Christian			Avg	19.6				
GED			<21					
			>60					

Demographics	Male						Female						Grand Total					
	Full-time		Part-time		Male Total		Full-time		Part-time		Female Total		Full-time		Part-time		Grand Total	
	#	%	#	%	#	%	#	%	#	%	#	%	#	%	#	%	#	%
Asian																		
American Indian / Alaskan Native																		
Black or African American																		
Hispanic																		
White			1	100.0%	1	100.0%									1	100.0%	1	100.0%
Native Hawaiian or Pacific Islander																		
Multiple Ethnicities																		
Unknown																		
Totals			1	100.0%	1	100.0%									1	100.0%	1	100.0%



Civil Engineering

CIP Code: 14.0801


Curriculum Code: AES 0096

Program: AES

Fall 2021

Total Enrollment:	4	100.0%	Male:	4	100.0%	FT:	2	50.0%	Avg Age:	22.6
Minority:			Female:			PT:	2	50.0%	Feeder Enrl:	4 100.0%

Feeder H.S. Enrollees			Age			Enrollments		
#	%		#	%				
Carbondale			< = 17			FL '16		
Carterville			18-20	3	75.0%	FL '17		
Crab Orchard			21-25			FL '18		
DuQuoin			26-30	1	25.0%	FL '19		
Elverado			31-40			FL '20	4	
Herrin			41-50			FL '21	4	
Johnston City			51-60					
Marion	1	25.0%	61-70					
Murphysboro	1	25.0%	71-80					
West Frankfort	2	50.0%	81+					
Trico			Unk					
Feeder H.S. Total	4	100.0%	Total	4	100.0%			
Agape Christian			Avg	22.6				
GED			<21	3	75.0%			
			>60					



Demographics	Male						Female						Grand Total					
	Full-time		Part-time		Male Total		Full-time		Part-time		Female Total		Full-time		Part-time		Grand Total	
	#	%	#	%	#	%	#	%	#	%	#	%	#	%	#	%	#	%
Asian																		
American Indian / Alaskan Native																		
Black or African American																		
Hispanic																		
White	2	50.0%	2	50.0%	4	100.0%							2	50.0%	2	50.0%	4	100.0%
Native Hawaiian or Pacific Islander																		
Multiple Ethnicities																		
Unknown																		
Totals	2	50.0%	2	50.0%	4	100.0%							2	50.0%	2	50.0%	4	100.0%



Civil Engineering

Spring 2022

CIP Code: 14.0801

Curriculum Code: AES 0096

Program: AES

Total Enrollment:	6	100.0%	Male:	5	83.3%	FT:	5	83.3%	Avg Age:	21.7
Minority:			Female:	1	16.7%	PT:	1	16.7%	Feeder Enrl:	6 100.0%

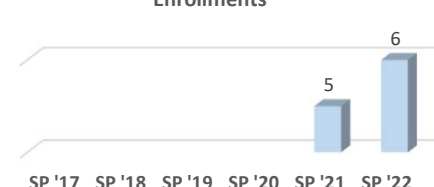
Feeder H.S. Enrollees

	#	%	Age	#	%
Carbondale			< = 17		
Carterville			18-20	4	66.7%
Crab Orchard			21-25	1	16.7%
DuQuoin			26-30	1	16.7%
Elverado			31-40		
Herrin			41-50		
Johnston City			51-60		
Marion	2	33.3%	61-70		
Murphysboro	2	33.3%	71-80		
West Frankfort	2	33.3%	81+		
Trico			Unk		
Feeder H.S. Total	6	100.0%	Total	6	100.0%
			Avg	21.7	
Agape Christian			<21	4	66.7%
GED			>60		

Enrollments

SP '17	
SP '18	
SP '19	
SP '20	
SP '21	5
SP '22	6

Enrollments



Graduates

SP '17	
SP '18	
SP '19	
SP '20	
SP '21	-
SP '22	-

Graduates



Demographics	Male						Female						Grand Total					
	Full-time		Part-time		Male Total		Full-time		Part-time		Female Total		Full-time		Part-time		Grand Total	
	#	%	#	%	#	%	#	%	#	%	#	%	#	%	#	%	#	%
Asian																		
American Indian / Alaskan Native																		
Black or African American																		
Hispanic																		
White	3	50.0%	1	16.7%	4	66.7%	1				1	16.7%	4	66.7%	1	16.7%	5	83.3%
Native Hawaiian or Pacific Islander																		
Multiple Ethnicities																		
Unknown	1	16.7%			1	16.7%							1	16.7%			1	16.7%
Totals	4	66.7%	1	16.7%	5	83.3%	1	16.7%			1	16.7%	5	83.3%	1	16.7%	6	100.0%

Associate in Engineering Science

Computer Engineering

CIP Code: **14.0901**

Curriculum Code: **AES 0096**



Computer Engineering

CIP Code: 14.0901

Curriculum Code:

AES 0096

Program:

AES

Summer 2021

Total Enrollment:

Male:

FT:

Avg Age:

Minority:

Female:

PT:

Feeder Enrl:

Feeder H.S. Enrollees

#

%

Age

#

%

Enrollments

Enrollments

Carbondale

Carterville

Crab Orchard

DuQuoin

Elverado

Herrin

Johnston City

Marion

Murphysboro

West Frankfort

Trico

Feeder H.S. Total

Agape Christian

GED

< = 17

18-20

21-25

26-30

31-40

41-50

51-60

61-70

71-80

81+

Unk

Total

Avg

<21

>60

SM '16

SM '17

SM '18

SM '19

SM '20

SM '21

SM '16 SM '17 SM '18 SM '19 SM '20 SM '21

Graduates

Graduates

SM '16

SM '17

SM '18

SM '19

SM '20

SM '21

SM '16 SM '17 SM '18 SM '19 SM '20 SM '21

Demographics	Male						Female						Grand Total					
	Full-time		Part-time		Male Total		Full-time		Part-time		Female Total		Full-time		Part-time		Grand Total	
	#	%	#	%	#	%	#	%	#	%	#	%	#	%	#	%	#	%
Asian																		
American Indian / Alaskan Native																		
Black or African American																		
Hispanic																		
White																		
Native Hawaiian or Pacific Islander																		
Multiple Ethnicities																		
Unknown																		
Totals																		



Computer Engineering

CIP Code: 14.0901

Curriculum Code: AES 0096

Program: AES

Fall 2021

Total Enrollment:	1	100.0%	Male:	1	100.0%	FT:	1	100.0%	Avg Age:	21.5
Minority:	1	100.0%	Female:			PT:			Feeder Enrl:	


Feeder H.S. Enrollees

	#	%
Carbondale		
Carterville		
Crab Orchard		
DuQuoin		
Elverado		
Herrin		
Johnston City		
Marion		
Murphysboro		
West Frankfort		
Trico		
Feeder H.S. Total		
Agape Christian		
GED		

Age	#	%
<= 17		
18-20		
21-25	1	100.0%
26-30		
31-40		
41-50		
51-60		
61-70		
71-80		
81+		
Unk		
Total	1	100.0%
Avg	21.5	
<21		
>60		

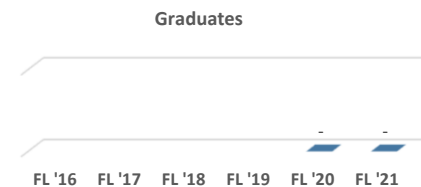
Enrollments

FL '16	
FL '17	
FL '18	
FL '19	
FL '20	2
FL '21	1



Graduates

FL '16	
FL '17	
FL '18	
FL '19	
FL '20	-
FL '21	-



Demographics	Male						Female						Grand Total					
	Full-time		Part-time		Male Total		Full-time		Part-time		Female Total		Full-time		Part-time		Grand Total	
	#	%	#	%	#	%	#	%	#	%	#	%	#	%	#	%	#	%
Asian																		
American Indian / Alaskan Native																		
Black or African American	1	100.0%			1	100.0%							1	100.0%			1	100.0%
Hispanic																		
White																		
Native Hawaiian or Pacific Islander																		
Multiple Ethnicities																		
Unknown																		
Totals	1	100.0%			1	100.0%							1	100.0%			1	100.0%



Computer Engineering

CIP Code: 14.0901

Curriculum Code:

AES 0096

Program:

AES

Spring 2022

Total Enrollment: 1 100.0%

Male: 1 100.0%

FT: 1 100.0%

Avg Age: 37.7

Minority:

Female:

PT:

Feeder Enrl:


Feeder H.S. Enrollees

	#	%
Carbondale		
Carterville		
Crab Orchard		
DuQuoin		
Elverado		
Herrin		
Johnston City		
Marion		
Murphysboro		
West Frankfort		
Trico		
Feeder H.S. Total		
Agape Christian		
GED		

Age	#	%
< = 17		
18-20		
21-25		
26-30		
31-40	1	100.0%
41-50		
51-60		
61-70		
71-80		
81+		
Unk		
Total	1	100.0%
Avg	37.7	
<21		
>60		

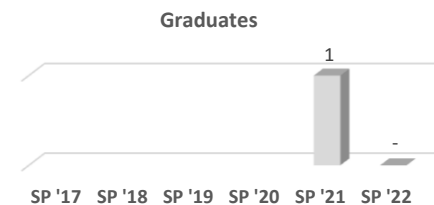
Enrollments

SP '17	
SP '18	
SP '19	
SP '20	
SP '21	1
SP '22	1



Graduates

SP '17	
SP '18	
SP '19	
SP '20	
SP '21	1
SP '22	-



Demographics	Male						Female						Grand Total					
	Full-time		Part-time		Male Total		Full-time		Part-time		Female Total		Full-time		Part-time		Grand Total	
	#	%	#	%	#	%	#	%	#	%	#	%	#	%	#	%	#	%
Asian																		
American Indian / Alaskan Native																		
Black or African American																		
Hispanic																		
White	1	100.0%			1	100.0%							1	100.0%			1	100.0%
Native Hawaiian or Pacific Islander																		
Multiple Ethnicities																		
Unknown																		
Totals	1	100.0%			1	100.0%							1	100.0%			1	100.0%

Associate in Engineering Science

Electrical Engineering

CIP Code: **14.1001**

Curriculum Code: **AES 0096**



Electrical Engineering

CIP Code: 14.1001

Curriculum Code:

AES 0096

Program:

AES

Summer 2021

Total Enrollment:	1	100.0%	Male:	1	100.0%	FT:			Avg Age:	18.0
Minority:			Female:			PT:	1	100.0%	Feeder Enrl:	1 100.0%

Feeder H.S. Enrollees			Age			Enrollments		
#	%		#	%				
Carbondale			< = 17			SM '16		
Carterville			18-20	1	100.0%	SM '17		
Crab Orchard			21-25			SM '18		
DuQuoin			26-30			SM '19		
Elverado			31-40			SM '20		
Herrin			41-50			SM '21	1	
Johnston City			51-60					
Marion	1	100.0%	61-70					
Murphysboro			71-80					
West Frankfort			81+					
Trico			Unk					
Feeder H.S. Total	1	100.0%	Total	1	100.0%			
Agape Christian			Avg	18.0				
GED			<21					
			>60					

Demographics	Male						Female						Grand Total					
	Full-time		Part-time		Male Total		Full-time		Part-time		Female Total		Full-time		Part-time		Grand Total	
	#	%	#	%	#	%	#	%	#	%	#	%	#	%	#	%	#	%
Asian																		
American Indian / Alaskan Native																		
Black or African American																		
Hispanic																		
White																		
Native Hawaiian or Pacific Islander																		
Multiple Ethnicities																		
Unknown			1	100.0%	1	100.0%									1	100.0%	1	100.0%
Totals			1	100.0%	1	100.0%									1	100.0%	1	100.0%



Electrical Engineering

CIP Code: 14.1001

Curriculum Code: AES 0096

Program: AES

Fall 2021

Total Enrollment:	2	100.0%	Male:	2	100.0%	FT:	1	50.0%	Avg Age:	19.2
Minority:			Female:			PT:	1	50.0%	Feeder Enrl:	1 50.0%

Feeder H.S. Enrollees


	#	%
Carbondale		
Carterville		
Crab Orchard		
DuQuoin	1	50.0%
Elverado		
Herrin		
Johnston City		
Marion		
Murphysboro		
West Frankfort		
Trico		
Feeder H.S. Total	1	50.0%
Agape Christian		
GED		

Age	#	%
< = 17		
18-20	2	100.0%
21-25		
26-30		
31-40		
41-50		
51-60		
61-70		
71-80		
81+		
Unk		
Total	2	100.0%
Avg	19.2	
<21	2	100.0%
>60		

Enrollments



Graduates



Demographics	Male						Female						Grand Total					
	Full-time		Part-time		Male Total		Full-time		Part-time		Female Total		Full-time		Part-time		Grand Total	
	#	%	#	%	#	%	#	%	#	%	#	%	#	%	#	%	#	%
Asian																		
American Indian / Alaskan Native																		
Black or African American																		
Hispanic																		
White																		
Native Hawaiian or Pacific Islander																		
Multiple Ethnicities																		
Unknown	1	50.0%	1	50.0%	2	100.0%							1	50.0%	1	50.0%	2	100.0%
Totals	1	50.0%	1	50.0%	2	100.0%							1	50.0%	1	50.0%	2	100.0%



Electrical Engineering

Spring 2022

CIP Code: 14.1001

Curriculum Code: AES 0096

Program: AES


Total Enrollment:	2	100.0%	Male:	1	50.0%	FT:		Avg Age:	31.2		
Minority:			Female:	1	50.0%	PT:	2	100.0%	Feeder Enrl:	1	50.0%

Feeder H.S. Enrollees

	#	%	Age	#	%
Carbondale			< = 17		
Carterville			18-20		
Crab Orchard			21-25	1	50.0%
DuQuoin			26-30		
Elverado			31-40		
Herrin			41-50	1	50.0%
Johnston City			51-60		
Marion			61-70		
Murphysboro	1	50.0%	71-80		
West Frankfort			81+		
Trico			Unk		
Feeder H.S. Total	1	50.0%	Total	2	100.0%
Agape Christian			Avg	31.2	
GED			<21		
			>60		

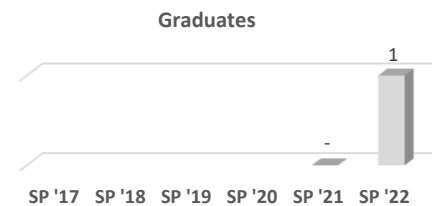
Enrollments

SP '17	
SP '18	
SP '19	
SP '20	
SP '21	2
SP '22	2



Graduates

SP '17	
SP '18	
SP '19	
SP '20	
SP '21	-
SP '22	1



Demographics	Male						Female						Grand Total					
	Full-time		Part-time		Male Total		Full-time		Part-time		Female Total		Full-time		Part-time		Grand Total	
	#	%	#	%	#	%	#	%	#	%	#	%	#	%	#	%	#	%
Asian																		
American Indian / Alaskan Native																		
Black or African American																		
Hispanic																		
White			1	50.0%	1	50.0%			1	50.0%	1	50.0%			2	100.0%	2	100.0%
Native Hawaiian or Pacific Islander																		
Multiple Ethnicities																		
Unknown																		
Totals			1	50.0%	1	50.0%			1	50.0%	1	50.0%			2	100.0%	2	100.0%

Associate in Engineering Science

General Engineering

CIP Code: **14.0101**

Curriculum Code: **AES 0096**



General Engineering

CIP Code: 14.0101

Curriculum Code:

AES 0096

Program:

AES

Summer 2021

Total Enrollment:	1	100.0%	Male:	1	100.0%	FT:		Avg Age:	19.0
Minority:			Female:			PT:	1 100.0%	Feeder Enrl:	1 100.0%

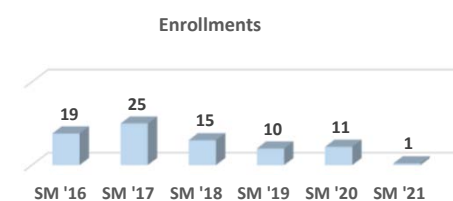
Feeder H.S. Enrollees

	#	%
Carbondale		
Carterville		
Crab Orchard		
DuQuoin		
Elverado		
Herrin		
Johnston City		
Marion		
Murphysboro		
West Frankfort		
Trico	1	100.0%
Feeder H.S. Total	1	100.0%
Agape Christian		
GED		

Age	#	%
< = 17		
18-20	1	100.0%
21-25		
26-30		
31-40		
41-50		
51-60		
61-70		
71-80		
81+		
Unk		
Total	1	100.0%
Avg	19.0	
<21	1	100.0%
>60		

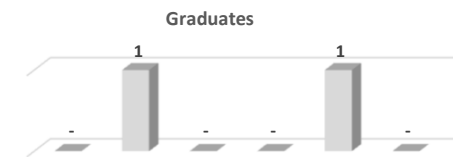
Enrollments

SM '16	19
SM '17	25
SM '18	15
SM '19	10
SM '20	11
SM '21	1



Graduates

SM '16	-
SM '17	1
SM '18	-
SM '19	-
SM '20	1
SM '21	-



Demographics	Male						Female						Grand Total					
	Full-time		Part-time		Male Total		Full-time		Part-time		Female Total		Full-time		Part-time		Grand Total	
	#	%	#	%	#	%	#	%	#	%	#	%	#	%	#	%	#	%
Asian																		
American Indian / Alaskan Native																		
Black or African American																		
Hispanic																		
White			1	100.0%	1	100.0%									1	100.0%	1	100.0%
Native Hawaiian or Pacific Islander																		
Multiple Ethnicities																		
Unknown																		
Totals			1	100.0%	1	100.0%									1	100.0%	1	100.0%



General Engineering

CIP Code: 14.0101

Curriculum Code: AES 0096

Program: AES

Fall 2021

Total Enrollment:	9	100.0%	Male:	6	66.7%	FT:	5	55.6%	Avg Age:	20.7
Minority:			Female:	3	33.3%	PT:	4	44.4%	Feeder Enrl:	8 88.9%

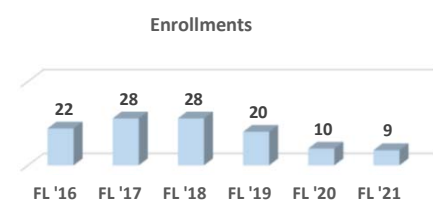
Feeder H.S. Enrollees

	#	%
Carbondale	3	33.3%
Cartersville	1	11.1%
Crab Orchard		
DuQuoin		
Elverado		
Herrin		
Johnston City	1	11.1%
Marion	1	11.1%
Murphysboro	1	11.1%
West Frankfort		
Trico	1	11.1%
Feeder H.S. Total	8	88.9%
Agape Christian		
GED		

Age	#	%
< = 17		
18-20	6	66.7%
21-25	3	33.3%
26-30		
31-40		
41-50		
51-60		
61-70		
71-80		
81+		
Unk		
Total	9	100.0%
Avg	20.7	
<21	6	66.7%
>60		


Enrollments

FL '16	22
FL '17	28
FL '18	28
FL '19	20
FL '20	10
FL '21	9



Graduates

FL '16	1
FL '17	-
FL '18	-
FL '19	-
FL '20	-
FL '21	-



Demographics	Male						Female						Grand Total					
	Full-time		Part-time		Male Total		Full-time		Part-time		Female Total		Full-time		Part-time		Grand Total	
	#	%	#	%	#	%	#	%	#	%	#	%	#	%	#	%	#	%
Asian																		
American Indian / Alaskan Native																		
Black or African American																		
Hispanic																		
White	3	33.3%	2	22.2%	5	55.6%	1	11.1%	2	22.2%	3	33.3%	4	44.4%	4	44.4%	8	88.9%
Native Hawaiian or Pacific Islander																		
Multiple Ethnicities																		
Unknown	1	11.1%			1	11.1%							1	11.1%			1	11.1%
Totals	4	44.4%	2	22.2%	6	66.7%	1	11.1%	2	22.2%	3	33.3%	5	55.6%	4	44.4%	9	100.0%



General Engineering

Spring 2022

CIP Code: 14.0101

Curriculum Code: AES 0096

Program: AES

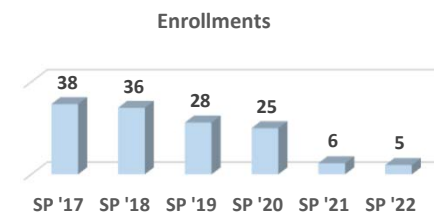
Total Enrollment:	5	100.0%	Male:	3	60.0%	FT:	3	60.0%	Avg Age:	20.8
Minority:			Female:	2	40.0%	PT:	2	40.0%	Feeder Enrl:	3 60.0%

Feeder H.S. Enrollees

	#	%	Age	#	%
Carbondale	1	20.0%	< = 17		
Carterville			18-20	3	60.0%
Crab Orchard			21-25	2	40.0%
DuQuoin			26-30		
Elverado			31-40		
Herrin			41-50		
Johnston City	1	20.0%	51-60		
Marion			61-70		
Murphysboro			71-80		
West Frankfort	1	20.0%	81+		
Trico			Unk		
Feeder H.S. Total	3	60.0%	Total	5	100.0%
			Avg	20.8	
Agape Christian			<21	3	60.0%
GED			>60		

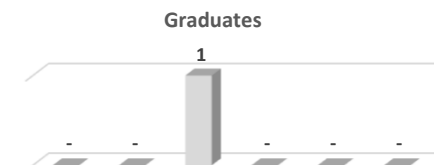
Enrollments

SP '17	38
SP '18	36
SP '19	28
SP '20	25
SP '21	6
SP '22	5



Graduates

SP '17	-
SP '18	-
SP '19	1
SP '20	-
SP '21	-
SP '22	-



Demographics	Male						Female						Grand Total					
	Full-time		Part-time		Male Total		Full-time		Part-time		Female Total		Full-time		Part-time		Grand Total	
	#	%	#	%	#	%	#	%	#	%	#	%	#	%	#	%	#	%
Asian																		
American Indian / Alaskan Native																		
Black or African American																		
Hispanic																		
White	1	20.0%	1	20.0%	2	40.0%	1	20.0%	1	20.0%	2	40.0%	2	40.0%	2	40.0%	4	80.0%
Native Hawaiian or Pacific Islander																		
Multiple Ethnicities																		
Unknown	1	20.0%			1	20.0%							1	20.0%			1	20.0%
Totals	2	40.0%	1	20.0%	3	60.0%	1	20.0%	1	20.0%	2	40.0%	3	60.0%	2	40.0%	5	100.0%

Associate in Engineering Science

Industrial Engineering

CIP Code: **14.3501**

Curriculum Code: **AES 0096**



Industrial Engineering

CIP Code: 14.3501

Curriculum Code:

AES 0096

Program:

AES

Summer 2021

Total Enrollment: 1 100.0% Male: 1 100.0% FT: 1 100.0% Avg Age: 47.4
Minority: Female: PT: Feeder Enrl:

Feeder H.S. Enrollees

	#	%
Carbondale		
Carterville		
Crab Orchard		
DuQuoin		
Elverado		
Herrin		
Johnston City		
Marion		
Murphysboro		
West Frankfort		
Trico		
Feeder H.S. Total		
Agape Christian		
GED	1	100.0%

Age	#	%
< = 17		
18-20		
21-25		
26-30		
31-40		
41-50	1	100.0%
51-60		
61-70		
71-80		
81+		
Unk		
Total	1	100.0%
Avg	47.4	
<21		
>60		

Enrollments



Graduates



Demographics	Male						Female						Grand Total					
	Full-time		Part-time		Male Total		Full-time		Part-time		Female Total		Full-time		Part-time		Grand Total	
	#	%	#	%	#	%	#	%	#	%	#	%	#	%	#	%	#	%
Asian																		
American Indian / Alaskan Native																		
Black or African American																		
Hispanic																		
White	1	100.0%			1	100.0%							1	100.0%			1	100.0%
Native Hawaiian or Pacific Islander																		
Multiple Ethnicities																		
Unknown																		
Totals	1	100.0%			1	100.0%							1	100.0%			1	100.0%



Industrial Engineering

CIP Code: 14.3501

Curriculum Code:

AES 0096

Program:

AES

Fall 2021

Total Enrollment:

Male:

FT:

Avg Age:

Minority:

Female:

PT:

Feeder Enrl:

Feeder H.S. Enrollees

#

%

Carbondale
Carterville
Crab Orchard
DuQuoin
Elverado
Herrin
Johnston City
Marion
Murphysboro
West Frankfort
Trico
Feeder H.S. Total

Agape Christian
GED

Age

#

%

< = 17
18-20
21-25
26-30
31-40
41-50
51-60
61-70
71-80
81+
Unk
Total
Avg
<21
>60

Enrollments

FL '16
FL '17
FL '18
FL '19
FL '20
FL '21

Enrollments



Graduates

FL '16
FL '17
FL '18
FL '19
FL '20
FL '21

Graduates



Demographics	Male						Female						Grand Total					
	Full-time		Part-time		Male Total		Full-time		Part-time		Female Total		Full-time		Part-time		Grand Total	
	#	%	#	%	#	%	#	%	#	%	#	%	#	%	#	%	#	%
Asian																		
American Indian / Alaskan Native																		
Black or African American																		
Hispanic																		
White																		
Native Hawaiian or Pacific Islander																		
Multiple Ethnicities																		
Unknown																		
Totals																		



Industrial Engineering

CIP Code: 14.3501

Curriculum Code:

AES 0096

Program:

AES

Spring 2022

Total Enrollment:

Male:

FT:

Avg Age:

Minority:

Female:

PT:

Feeder Enrl:

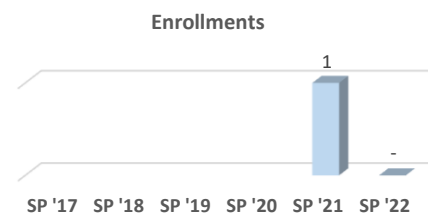
Feeder H.S. Enrollees

	#	%
Carbondale		
Carterville		
Crab Orchard		
DuQuoin		
Elverado		
Herrin		
Johnston City		
Marion		
Murphysboro		
West Frankfort		
Trico		
Feeder H.S. Total		
Agape Christian		
GED		

Age	#	%
< = 17		
18-20		
21-25		
26-30		
31-40		
41-50		
51-60		
61-70		
71-80		
81+		
Unk		
Total		
Avg		
<21		
>60		


Enrollments

SP '17	
SP '18	
SP '19	
SP '20	
SP '21	1
SP '22	-



Graduates

SP '17	
SP '18	
SP '19	
SP '20	
SP '21	-
SP '22	-



Demographics	Male						Female						Grand Total					
	Full-time		Part-time		Male Total		Full-time		Part-time		Female Total		Full-time		Part-time		Grand Total	
	#	%	#	%	#	%	#	%	#	%	#	%	#	%	#	%	#	%
Asian																		
American Indian / Alaskan Native																		
Black or African American																		
Hispanic																		
White																		
Native Hawaiian or Pacific Islander																		
Multiple Ethnicities																		
Unknown																		
Totals																		

Associate in Engineering Science

Mechanical Engineering

CIP Code: **14.1901**

Curriculum Code: **AES 0096**



Mechanical Engineering

CIP Code: 14.1901

Curriculum Code:

AES 0096

Program:

AES

Summer 2021

Total Enrollment:

Male:

FT:

Avg Age:

Minority:

Female:

PT:

Feeder Enrl:

Feeder H.S. Enrollees

Carbondale
Carterville
Crab Orchard
DuQuoin
Elverado
Herrin
Johnston City
Marion
Murphysboro
West Frankfort
Trico
Feeder H.S. Total
Agape Christian
GED

#

%

Age

< = 17
18-20
21-25
26-30
31-40
41-50
51-60
61-70
71-80
81+
Unk
Total
Avg
<21
>60

#

%

Enrollments

SM '16
SM '17
SM '18
SM '19
SM '20
SM '21

Enrollments

SM '16 SM '17 SM '18 SM '19 SM '20 SM '21

Graduates

SM '16
SM '17
SM '18
SM '19
SM '20
SM '21

Graduates

SM '16 SM '17 SM '18 SM '19 SM '20 SM '21

Demographics	Male						Female						Grand Total					
	Full-time		Part-time		Male Total		Full-time		Part-time		Female Total		Full-time		Part-time		Grand Total	
	#	%	#	%	#	%	#	%	#	%	#	%	#	%	#	%	#	%
Asian																		
American Indian / Alaskan Native																		
Black or African American																		
Hispanic																		
White																		
Native Hawaiian or Pacific Islander																		
Multiple Ethnicities																		
Unknown																		
Totals																		



Mechanical Engineering

CIP Code: 14.1901



Curriculum Code: AES 0096

Program: AES

Fall 2021

Total Enrollment:	3	100.0%	Male:	3	100.0%	FT:	2	66.7%	Avg Age:	27.0
Minority:			Female:			PT:	1	33.3%	Feeder Enrl:	3 100.0%

Feeder H.S. Enrollees	#	%	Age	#	%
Carbondale	1	33.3%	< = 17	1	33.3%
Cartersville			18-20	1	33.3%
Crab Orchard			21-25	1	33.3%
DuQuoin			26-30		
Elverado			31-40	1	33.3%
Herrin	1	33.3%	41-50		
Johnston City			51-60		
Marion	1	33.3%	61-70		
Murphysboro			71-80		
West Frankfort			81+		
Trico			Unk		
Feeder H.S. Total	3	100.0%	Total	3	100.0%
Agape Christian			Avg	27.0	
GED			<21	1	33.3%
			>60		



Demographics	Male						Female						Grand Total					
	Full-time		Part-time		Male Total		Full-time		Part-time		Female Total		Full-time		Part-time		Grand Total	
	#	%	#	%	#	%	#	%	#	%	#	%	#	%	#	%	#	%
Asian																		
American Indian / Alaskan Native																		
Black or African American																		
Hispanic																		
White	2	66.7%	1	33.3%	3	100.0%							2	66.7%	1	33.3%	3	100.0%
Native Hawaiian or Pacific Islander																		
Multiple Ethnicities																		
Unknown																		
Totals	2	66.7%	1	33.3%	3	100.0%							2	66.7%	1	33.3%	3	100.0%



Mechanical Engineering

CIP Code: 14.1901

Curriculum Code:

AES 0096

Program:

AES

Spring 2022

Total Enrollment:	5	100.0%	Male:	5	100.0%	FT:	4	80.0%	Avg Age:	24.1
Minority:			Female:			PT:	1	20.0%	Feeder Enrl:	4 80.0%

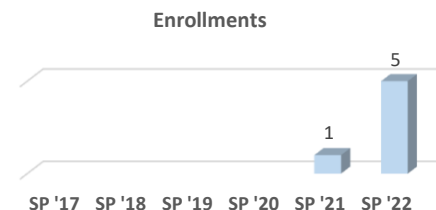
Feeder H.S. Enrollees

	#	%
Carbondale		
Cartersville	1	20.0%
Crab Orchard		
DuQuoin		
Elverado		
Herrin		
Johnston City		
Marion	2	40.0%
Murphysboro		
West Frankfort		
Trico	1	20.0%
Feeder H.S. Total	4	80.0%
Agape Christian		
GED		

Age	#	%
< = 17		
18-20	3	60.0%
21-25	1	20.0%
26-30		
31-40	1	20.0%
41-50		
51-60		
61-70		
71-80		
81+		
Unk		
Total	5	100.0%
Avg	24.1	
<21	3	60.0%
>60		

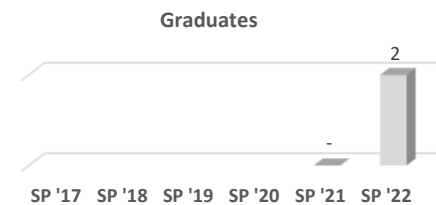
Enrollments

SP '17	
SP '18	
SP '19	
SP '20	
SP '21	1
SP '22	5



Graduates

SP '17	
SP '18	
SP '19	
SP '20	
SP '21	-
SP '22	2



Demographics	Male						Female						Grand Total					
	Full-time		Part-time		Male Total		Full-time		Part-time		Female Total		Full-time		Part-time		Grand Total	
	#	%	#	%	#	%	#	%	#	%	#	%	#	%	#	%	#	%
Asian																		
American Indian / Alaskan Native																		
Black or African American																		
Hispanic																		
White	3	60.0%	1	20.0%	4	80.0%							3	60.0%	1	20.0%	4	80.0%
Native Hawaiian or Pacific Islander																		
Multiple Ethnicities																		
Unknown	1	20.0%			1	20.0%							1	20.0%			1	20.0%
Totals	4	80.0%	1	20.0%	5	100.0%							4	80.0%	1	20.0%	5	100.0%

JOHN A. LOGAN COLLEGE

FY 2021 – 22

John A. Logan College - Program Data
Associate in Fine Arts



Associate in Fine Arts

Art Studio

CIP Code: **50.0701**

Curriculum Code: **00AFA2015**



Art Studio

CIP Code:

50.0701

Curriculum Code:

00AFA2015

Program:

AFA

Summer 2021

Total Enrollment:

Male:

FT:

Avg Age:

Minority:

Female:

PT:

Feeder Enrl:

Feeder H.S. Enrollees

#

%

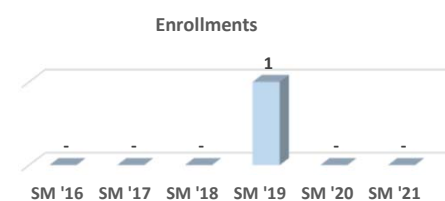
Age

#

%

Enrollments

SM '16	-
SM '17	-
SM '18	-
SM '19	1
SM '20	-
SM '21	-

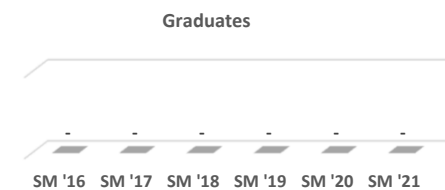


Carbondale
 Carterville
 Crab Orchard
 DuQuoin
 Elverado
 Herrin
 Johnston City
 Marion
 Murphysboro
 West Frankfort
 Trico
Feeder H.S. Total
 Agape Christian
 GED

< = 17
 18-20
 21-25
 26-30
 31-40
 41-50
 51-60
 61-70
 71-80
 81+
 Unk
Total
Avg
 <21
 >60

Graduates

SM '16	-
SM '17	-
SM '18	-
SM '19	-
SM '20	-
SM '21	-



Demographics	Male						Female						Grand Total					
	Full-time		Part-time		Male Total		Full-time		Part-time		Female Total		Full-time		Part-time		Grand Total	
	#	%	#	%	#	%	#	%	#	%	#	%	#	%	#	%	#	%
Asian																		
American Indian / Alaskan Native																		
Black or African American																		
Hispanic																		
White																		
Native Hawaiian or Pacific Islander																		
Multiple Ethnicities																		
Unknown																		
Totals																		



Art Studio

CIP Code: 50.0701

Curriculum Code:

00AFA2015

Program:

AFA

Fall 2021

Total Enrollment:	4	100.0%	Male:	2	50.0%	FT:	3	75.0%	Avg Age:	19.9
Minority:			Female:	2	50.0%	PT:	1	25.0%	Feeder Enrl:	4 100.0%

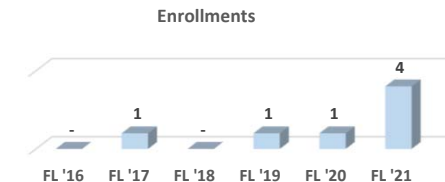
Feeder H.S. Enrollees

	#	%
Carbondale	1	25.0%
Carterville		
Crab Orchard		
DuQuoin		
Elverado		
Herrin		
Johnston City	1	25.0%
Marion	2	50.0%
Murphysboro		
West Frankfort		
Trico		
Feeder H.S. Total	4	100.0%
Agape Christian		
GED		

Age	#	%
<= 17		
18-20	3	75.0%
21-25	1	25.0%
26-30		
31-40		
41-50		
51-60		
61-70		
71-80		
81+		
Unk		
Total	4	100.0%
Avg	19.9	
<21	3	75.0%
>60		

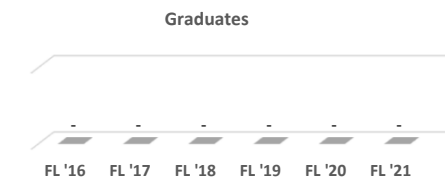
Enrollments

FL '16	-
FL '17	1
FL '18	-
FL '19	1
FL '20	1
FL '21	4



Graduates

FL '16	-
FL '17	-
FL '18	-
FL '19	-
FL '20	-
FL '21	-



Demographics	Male						Female						Grand Total					
	Full-time		Part-time		Male Total		Full-time		Part-time		Female Total		Full-time		Part-time		Grand Total	
	#	%	#	%	#	%	#	%	#	%	#	%	#	%	#	%	#	%
Asian																		
American Indian / Alaskan Native																		
Black or African American																		
Hispanic																		
White	1	25.0%	1	25.0%	2	50.0%	2	50.0%			2	50.0%	3	75.0%	1	25.0%	4	100.0%
Native Hawaiian or Pacific Islander																		
Multiple Ethnicities																		
Unknown																		
Totals	1	25.0%	1	25.0%	2	50.0%	2	50.0%			2	50.0%	3	75.0%	1	25.0%	4	100.0%



Art Studio

CIP Code: 50.0701

Curriculum Code: 00AFA2015

Program: AFA

Spring 2022

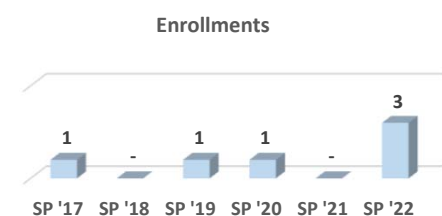
Total Enrollment:	3	100.0%	Male:	2	66.7%	FT:	2	66.7%	Avg Age:	20.6
Minority:			Female:	1	33.3%	PT:	1	33.3%	Feeder Enrl:	3 100.0%

Feeder H.S. Enrollees

	#	%	Age	#	%
Carbondale	1	33.3%	<= 17		
Carterville			18-20	2	66.7%
Crab Orchard			21-25	1	33.3%
DuQuoin			26-30		
Elverado			31-40		
Herrin			41-50		
Johnston City	1	33.3%	51-60		
Marion	1	33.3%	61-70		
Murphysboro			71-80		
West Frankfort			81+		
Trico			Unk		
Feeder H.S. Total	3	100.0%	Total	3	100.0%
Agape Christian			Avg	20.6	
GED			<21	2	66.7%
			>60		

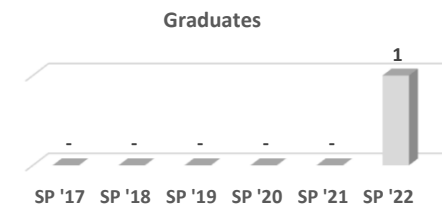
Enrollments

SP '17	1
SP '18	-
SP '19	1
SP '20	1
SP '21	-
SP '22	3



Graduates

SP '17	-
SP '18	-
SP '19	-
SP '20	-
SP '21	-
SP '22	1



Demographics	Male						Female						Grand Total					
	Full-time		Part-time		Male Total		Full-time		Part-time		Female Total		Full-time		Part-time		Grand Total	
	#	%	#	%	#	%	#	%	#	%	#	%	#	%	#	%	#	%
Asian																		
American Indian / Alaskan Native																		
Black or African American																		
Hispanic																		
White	1	33.3%	1	33.3%	2	66.7%	1	33.3%			1	33.3%	2	66.7%	1	33.3%	3	100.0%
Native Hawaiian or Pacific Islander																		
Multiple Ethnicities																		
Unknown																		
Totals	1	33.3%	1	33.3%	2	66.7%	1	33.3%			1	33.3%	2	66.7%	1	33.3%	3	100.0%

Associate in Fine Arts

Music Education

CIP Code: **13.1312**

Curriculum Code: **00AFA0089**



Music Education

CIP Code: 13.1312

Curriculum Code: 00AFA0089

Program: AFA

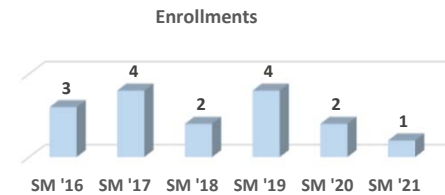
Summer 2021

Total Enrollment:	1	100.0%	Male:			FT:	1	100.0%	Avg Age:	19.7
Minority:			Female:	1	100.0%	PT:			Feeder Enrl:	1 100.0%

Feeder H.S. Enrollees	#	%	Age	#	%
Carbondale			< = 17		
Carterville			18-20	1	100.0%
Crab Orchard			21-25		
DuQuoin			26-30		
Elverado			31-40		
Herrin	1	100.0%	41-50		
Johnston City			51-60		
Marion			61-70		
Murphysboro			71-80		
West Frankfort			81+		
Trico			Unk		
Feeder H.S. Total	1	100.0%	Total	1	100.0%
Agape Christian			Avg	19.7	
GED			<21	1	100.0%
			>60		

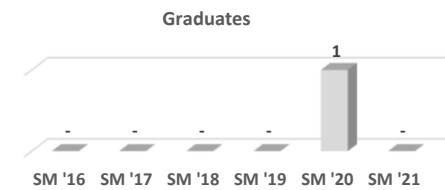
Enrollments

SM '16	3
SM '17	4
SM '18	2
SM '19	4
SM '20	2
SM '21	1



Graduates

SM '16	-
SM '17	-
SM '18	-
SM '19	-
SM '20	1
SM '21	-



Demographics	Male						Female						Grand Total					
	Full-time		Part-time		Male Total		Full-time		Part-time		Female Total		Full-time		Part-time		Grand Total	
	#	%	#	%	#	%	#	%	#	%	#	%	#	%	#	%	#	%
Asian																		
American Indian / Alaskan Native																		
Black or African American																		
Hispanic																		
White							1	100.0%			1	100.0%	1	100.0%			1	100.0%
Native Hawaiian or Pacific Islander																		
Multiple Ethnicities																		
Unknown																		
Totals							1	100.0%			1	100.0%	1	100.0%			1	100.0%



Music Education

CIP Code: 13.1312

Curriculum Code:

00AFA0089

Program:

AFA

Fall 2021

Total Enrollment:	1	100.0%	Male:			FT:	1	100.0%	Avg Age:	19.9
Minority:	1	100.0%	Female:	1	100.0%	PT:			Feeder Enrl:	1 100.0%

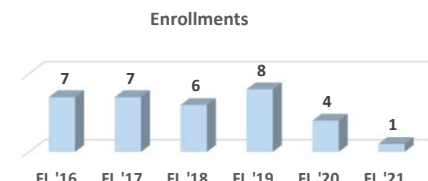
Feeder H.S. Enrollees

	#	%
Carbondale		
Cartersville		
Crab Orchard		
DuQuoin		
Elverado		
Herrin	1	100.0%
Johnston City		
Marion		
Murphysboro		
West Frankfort		
Trico		
Feeder H.S. Total	1	100.0%
Agape Christian		
GED		

Age	#	%
<= 17		
18-20	1	100.0%
21-25		
26-30		
31-40		
41-50		
51-60		
61-70		
71-80		
81+		
Unk		
Total	1	100.0%
Avg	19.9	
<21	1	100.0%
>60		

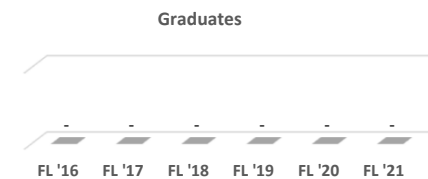
Enrollments

FL '16	7
FL '17	7
FL '18	6
FL '19	8
FL '20	4
FL '21	1



Graduates

FL '16	-
FL '17	-
FL '18	-
FL '19	-
FL '20	-
FL '21	-



Demographics	Male						Female						Grand Total					
	Full-time		Part-time		Male Total		Full-time		Part-time		Female Total		Full-time		Part-time		Grand Total	
	#	%	#	%	#	%	#	%	#	%	#	%	#	%	#	%	#	%
Asian																		
American Indian / Alaskan Native																		
Black or African American							1	100.0%			1	100.0%	1	100.0%			1	100.0%
Hispanic																		
White																		
Native Hawaiian or Pacific Islander																		
Multiple Ethnicities																		
Unknown																		
Totals							1	100.0%			1	100.0%	1	100.0%			1	100.0%



Music Education

Spring 2022

CIP Code: 13.1312

Curriculum Code: 00AFA0089

Program: AFA

Total Enrollment: 2 100.0%

Male: 2 100.0%

FT: 1 50.0%

Avg Age: 19.2

Minority:

Female: 2 100.0%

PT: 1 50.0%

Feeder Enrl:

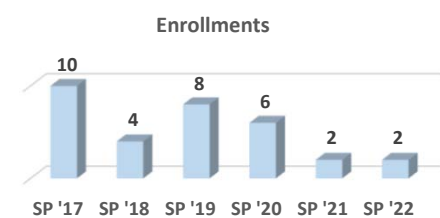
Feeder H.S. Enrollees

	#	%
Carbondale		
Carterville		
Crab Orchard		
DuQuoin		
Elverado		
Herrin		
Johnston City		
Marion		
Murphysboro		
West Frankfort		
Trico		
Feeder H.S. Total		
Agape Christian		
GED		

Age	#	%
<= 17	1	50.0%
18-20	1	50.0%
21-25		
26-30		
31-40		
41-50		
51-60		
61-70		
71-80		
81+		
Unk		
Total	2	100.0%
Avg	19.2	
<21	2	100.0%
>60		

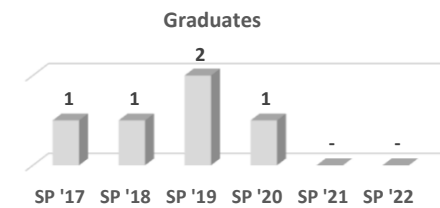
Enrollments

SP '17	10
SP '18	4
SP '19	8
SP '20	6
SP '21	2
SP '22	2



Graduates

SP '17	1
SP '18	1
SP '19	2
SP '20	1
SP '21	-
SP '22	-



Demographics	Male						Female						Grand Total					
	Full-time		Part-time		Male Total		Full-time		Part-time		Female Total		Full-time		Part-time		Grand Total	
	#	%	#	%	#	%	#	%	#	%	#	%	#	%	#	%	#	%
Asian																		
American Indian / Alaskan Native																		
Black or African American																		
Hispanic																		
White							1	50.0%	1	50.0%	2	100.0%	1	50.0%	1	50.0%	2	100.0%
Native Hawaiian or Pacific Islander																		
Multiple Ethnicities																		
Unknown																		
Totals							1	50.0%	1	50.0%	2	100.0%	1	50.0%	1	50.0%	2	100.0%

Associate in Fine Arts

Music Performance

CIP Code: 50.0901

Curriculum Code: 00AFA0088



Music Performance

CIP Code: 50.0901

Curriculum Code:

00AFA0088

Program:

AFA

Summer 2021

Total Enrollment:

Male:

FT:

Avg Age:

Minority:

Female:

PT:

Feeder Enrl:

Feeder H.S. Enrollees

#

%

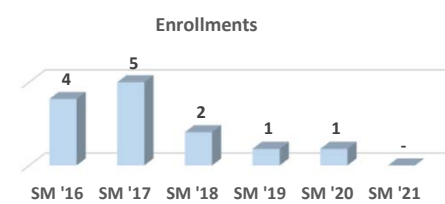
Age

#

%

Enrollments

SM '16	4
SM '17	5
SM '18	2
SM '19	1
SM '20	1
SM '21	-



Carbondale

Cartersville

Crab Orchard

DuQuoin

Elverado

Herrin

Johnston City

Marion

Murphysboro

West Frankfort

Trico

Feeder H.S. Total

Agape Christian

GED

< = 17

18-20

21-25

26-30

31-40

41-50

51-60

61-70

71-80

81+

Unk

Total

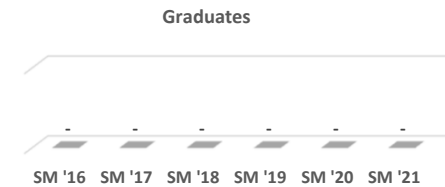
Avg

<21

>60

Graduates

SM '16	-
SM '17	-
SM '18	-
SM '19	-
SM '20	-
SM '21	-



Demographics	Male						Female						Grand Total					
	Full-time		Part-time		Male Total		Full-time		Part-time		Female Total		Full-time		Part-time		Grand Total	
	#	%	#	%	#	%	#	%	#	%	#	%	#	%	#	%	#	%
Asian																		
American Indian / Alaskan Native																		
Black or African American																		
Hispanic																		
White																		
Native Hawaiian or Pacific Islander																		
Multiple Ethnicities																		
Unknown																		
Totals																		



Music Performance

Fall 2021

CIP Code: 50.0901

Curriculum Code:

00AFA0088

Program:

AFA

Total Enrollment:	5	100.0%	Male:	3	60.0%	FT:	2	40.0%	Avg Age:	34.1
Minority:	1	20.0%	Female:	2	40.0%	PT:	3	60.0%	Feeder Enrl:	2 40.0%

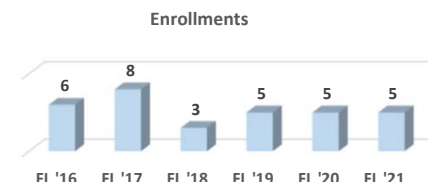
Feeder H.S. Enrollees

#	%
Carbondale	
Cartersville	
Crab Orchard	
DuQuoin	
Elverado	
Herrin	1 20.0%
Johnston City	
Marion	1 20.0%
Murphysboro	
West Frankfort	
Trico	
Feeder H.S. Total	2 40.0%
Agape Christian	
GED	

Age	#	%
<= 17		
18-20		
21-25	2	40.0%
26-30	1	20.0%
31-40		
41-50	2	40.0%
51-60		
61-70		
71-80		
81+		
Unk		
Total	5	100.0%
Avg	34.1	
<21		
>60		

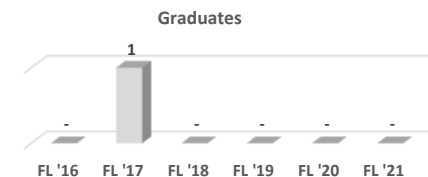
Enrollments

FL '16	6
FL '17	8
FL '18	3
FL '19	5
FL '20	5
FL '21	5



Graduates

FL '16	-
FL '17	1
FL '18	-
FL '19	-
FL '20	-
FL '21	-



Demographics	Male						Female						Grand Total					
	Full-time		Part-time		Male Total		Full-time		Part-time		Female Total		Full-time		Part-time		Grand Total	
	#	%	#	%	#	%	#	%	#	%	#	%	#	%	#	%	#	%
Asian									1	20.0%	1	20.0%			1	20.0%	1	20.0%
American Indian / Alaskan Native																		
Black or African American																		
Hispanic																		
White	2	40.0%	1	20.0%	3	60.0%			1	20.0%	1	20.0%	2	40.0%	2	40.0%	4	80.0%
Native Hawaiian or Pacific Islander																		
Multiple Ethnicities																		
Unknown																		
Totals	2	40.0%	1	20.0%	3	60.0%			2	40.0%	2	40.0%	2	40.0%	3	60.0%	5	100.0%



Music Performance

Spring 2022

CIP Code: 50.0901

Curriculum Code: 00AFA0088

Program: AFA

Total Enrollment:	6	100.0%	Male:	4	66.7%	FT:	3	50.0%	Avg Age:	27.3
Minority:	2	33.3%	Female:	2	33.3%	PT:	3	50.0%	Feeder Enrl:	3 50.0%

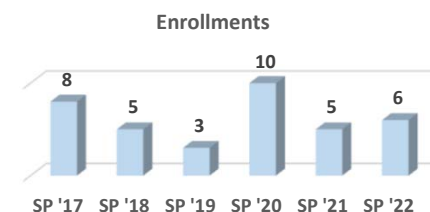
Feeder H.S. Enrollees

	#	%
Carbondale		
Carterville		
Crab Orchard		
DuQuoin		
Elverado		
Herrin	2	33.3%
Johnston City		
Marion		
Murphysboro		
West Frankfort		
Trico	1	16.7%
Feeder H.S. Total	3	50.0%
Agape Christian		
GED		

Age	#	%
<= 17		
18-20	2	33.3%
21-25	2	33.3%
26-30	1	16.7%
31-40		
41-50	1	16.7%
51-60		
61-70		
71-80		
81+		
Unk		
Total	6	100.0%
Avg	27.3	
<21	2	33.3%
>60		

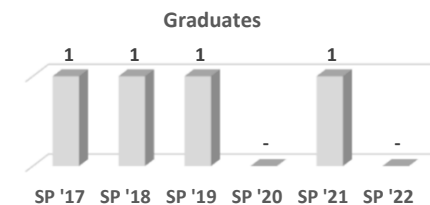
Enrollments

SP '17	8
SP '18	5
SP '19	3
SP '20	10
SP '21	5
SP '22	6



Graduates

SP '17	1
SP '18	1
SP '19	1
SP '20	-
SP '21	1
SP '22	-



Demographics	Male						Female						Grand Total					
	Full-time		Part-time		Male Total		Full-time		Part-time		Female Total		Full-time		Part-time		Grand Total	
	#	%	#	%	#	%	#	%	#	%	#	%	#	%	#	%	#	%
Asian							1	16.7%			1	16.7%			1	16.7%	1	16.7%
American Indian / Alaskan Native																		
Black or African American							1	16.7%			1	16.7%	1	16.7%			1	16.7%
Hispanic																		
White			2	33.3%	2	33.3%									2	33.3%	2	33.3%
Native Hawaiian or Pacific Islander																		
Multiple Ethnicities																		
Unknown	2	33.3%			2	33.3%							2	33.3%			2	33.3%
Totals	2	33.3%	2	33.3%	4	66.7%	1	16.7%	1	16.7%	2	33.3%	3	50.0%	3	50.0%	6	100.0%

JOHN A. LOGAN COLLEGE

FY 2021 – 22

John A. Logan College - Program Data
Associate in Science



Associate in Science

Associate in Science (General)

CIP Code: 30.0101

Curriculum Code: 000AS0087



Associate in Science (General)

Summer 2021

CIP Code: 30.0101

Curriculum Code:

000AS0087

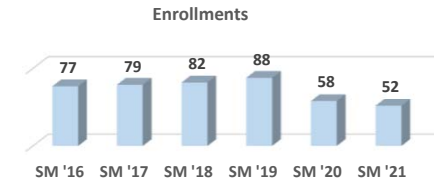
Program:

AS

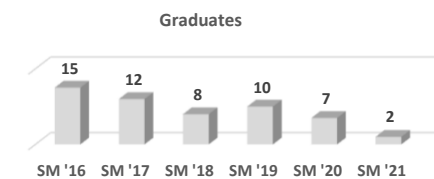
Total Enrollment:	52	100.0%	Male:	22	42.3%	FT:	22	42.3%	Avg Age:	22.8
Minority:	7	13.5%	Female:	30	57.7%	PT:	30	57.7%	Feeder Enrl:	26 50.0%

Feeder H.S. Enrollees	#	%	Age	#	%
Carbondale	1	1.9%	< = 17		
Cartersville	4	7.7%	18-20	25	48.1%
Crab Orchard			21-25	18	34.6%
DuQuoin	2	3.8%	26-30	3	5.8%
Elverado			31-40	5	9.6%
Herrin	2	3.8%	41-50	1	1.9%
Johnston City	1	1.9%	51-60		
Marion	8	15.4%	61-70		
Murphysboro	5	9.6%	71-80		
West Frankfort	1	1.9%	81+		
Trico	2	3.8%	Unk		
Feeder H.S. Total	26	50.0%	Total	52	100.0%
Agape Christian	1	1.9%	Avg	22.8	
GED			<21	25	48.1%
			>=60		

Enrollments	
SM '16	77
SM '17	79
SM '18	82
SM '19	88
SM '20	58
SM '21	52



Graduates	
SM '16	15
SM '17	12
SM '18	8
SM '19	10
SM '20	7
SM '21	2



Demographics	Male						Female						Grand Total					
	Full-time		Part-time		Male Total		Full-time		Part-time		Female Total		Full-time		Part-time		Grand Total	
	#	%	#	%	#	%	#	%	#	%	#	%	#	%	#	%	#	%
Asian	1	1.9%			1	1.9%							1	1.9%			1	1.9%
American Indian / Alaskan Native																		
Black or African American			1	1.9%	1	1.9%			2	3.8%	2	3.8%			3	5.8%	3	5.8%
Hispanic							1	1.9%	2	3.8%	3	5.8%	1	1.9%	2	3.8%	3	5.8%
White	8	15.4%	10	19.2%	18	34.6%	10	19.2%	11	21.2%	21	40.4%	18	34.6%	21	40.4%	39	75.0%
Native Hawaiian or Pacific Islander																		
Multiple Ethnicities																		
Unknown			2	3.8%	2	3.8%	2	3.8%	2	3.8%	4	7.7%	2	3.8%	4	7.7%	6	11.5%
Totals	9	17.3%	13	25.0%	22	42.3%	13	25.0%	17	32.7%	30	57.7%	22	42.3%	30	57.7%	52	100.0%



Associate in Science (General)

CIP Code:

30.0101

Curriculum Code:

000AS0087

Program:

AS

Fall 2021

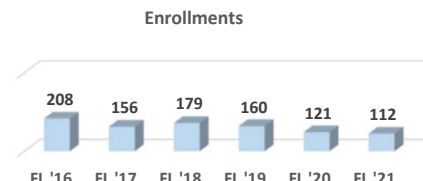
Total Enrollment:	112	100.0%	Male:	51	45.5%	FT:	67	59.8%	Avg Age:	23.1
Minority:	12	10.7%	Female:	61	54.5%	PT:	45	40.2%	Feeder Enrl:	67 59.8%

Feeder H.S. Enrollees

	#	%	Age	#	%
Carbondale	9	8.0%	<= 17	2	1.8%
Carterville	10	8.9%	18-20	67	59.8%
Crab Orchard	1	0.9%	21-25	21	18.8%
DuQuoin	8	7.1%	26-30	8	7.1%
Elverado			31-40	11	9.8%
Herrin	9	8.0%	41-50	1	0.9%
Johnston City	2	1.8%	51-60	1	0.9%
Marion	14	12.5%	61-70	1	0.9%
Murphysboro	8	7.1%	71-80		
West Frankfort	4	3.6%	81+		
Trico	2	1.8%	Unk		
Feeder H.S. Total	67	59.8%	Total	112	100.0%
Agape Christian	1	0.9%	Avg	23.1	
GED	3	2.7%	<21	69	61.6%
			>=60	1	0.9%

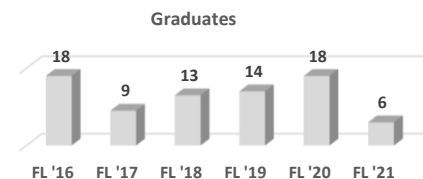
Enrollments

FL '16	208
FL '17	156
FL '18	179
FL '19	160
FL '20	121
FL '21	112



Graduates

FL '16	18
FL '17	9
FL '18	13
FL '19	14
FL '20	18
FL '21	6



Demographics	Male						Female						Grand Total					
	Full-time		Part-time		Male Total		Full-time		Part-time		Female Total		Full-time		Part-time		Grand Total	
	#	%	#	%	#	%	#	%	#	%	#	%	#	%	#	%	#	%
Asian	1	0.9%			1	0.9%							1	0.9%			1	0.9%
American Indian / Alaskan Native																		
Black or African American	2	1.8%	3	2.7%	5	4.5%	2	1.8%	1	0.9%	3	2.7%	4	3.6%	4	3.6%	8	7.1%
Hispanic							2	1.8%			2	1.8%	2	1.8%			2	1.8%
White	20	17.9%	16	14.3%	36	32.1%	33	29.5%	17	15.2%	50	44.6%	53	47.3%	33	29.5%	86	76.8%
Native Hawaiian or Pacific Islander																		
Multiple Ethnicities							1	0.9%			1	0.9%	1	0.9%			1	0.9%
Unknown	4	3.6%	5	4.5%	9	8.0%	2	1.8%	3	2.7%	5	4.5%	6	5.4%	8	7.1%	14	12.5%
Totals	27	24.1%	24	21.4%	51	45.5%	40	35.7%	21	18.8%	61	54.5%	67	59.8%	45	40.2%	112	100.0%



Associate in Science (General)

Spring 2022

CIP Code:

30.0101

Curriculum Code:

000AS0087

Program:

AS

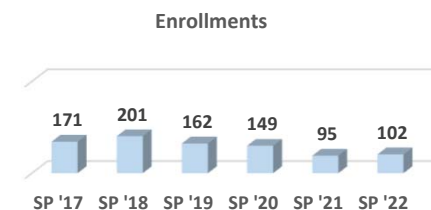
Total Enrollment:	102	100.0%	Male:	46	45.1%	FT:	71	69.6%	Avg Age:	21.9
Minority:	13	12.7%	Female:	56	54.9%	PT:	31	30.4%	Feeder Enrl:	60 58.8%

Feeder H.S. Enrollees

	#	%	Age	#	%
Carbondale	8	7.8%	< = 17		
Cartersville	8	7.8%	18-20	65	63.7%
Crab Orchard	1	1.0%	21-25	25	24.5%
DuQuoin	9	8.8%	26-30	4	3.9%
Elverado			31-40	8	7.8%
Herrin	7	6.9%	41-50		
Johnston City	2	2.0%	51-60		
Marion	13	12.7%	61-70		
Murphysboro	8	7.8%	71-80		
West Frankfort	2	2.0%	81+		
Trico	2	2.0%	Unk		
Feeder H.S. Total	60	58.8%	Total	102	100.0%
Agape Christian	1	1.0%	Avg	21.9	
GED	2	2.0%	<21	65	63.7%
			>=60		

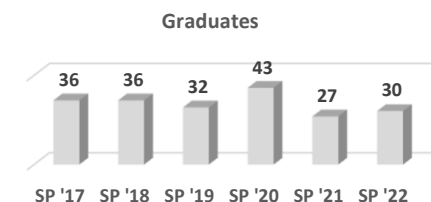
Enrollments

SP '17	171
SP '18	201
SP '19	162
SP '20	149
SP '21	95
SP '22	102



Graduates

SP '17	36
SP '18	36
SP '19	32
SP '20	43
SP '21	27
SP '22	30



Demographics	Male						Female						Grand Total					
	Full-time		Part-time		Male Total		Full-time		Part-time		Female Total		Full-time		Part-time		Grand Total	
	#	%	#	%	#	%	#	%	#	%	#	%	#	%	#	%	#	%
Asian																		
American Indian / Alaskan Native																		
Black or African American	2	2.0%	1	1.0%	3	2.9%	3	2.9%	2	2.0%	5	4.9%	5	4.9%	3	2.9%	8	7.8%
Hispanic	1	1.0%	1	1.0%	2	2.0%	2	2.0%	1	1.0%	3	2.9%	3	2.9%	2	2.0%	5	4.9%
White	26	25.5%	7	6.9%	33	32.4%	30	29.4%	13	12.7%	43	42.2%	56	54.9%	20	19.6%	76	74.5%
Native Hawaiian or Pacific Islander																		
Multiple Ethnicities																		
Unknown	5	4.9%	3	2.9%	8	7.8%	2	2.0%	3	2.9%	5	4.9%	7	6.9%	6	5.9%	13	12.7%
Totals	34	33.3%	12	11.8%	46	45.1%	37	36.3%	19	18.6%	56	54.9%	71	69.6%	31	30.4%	102	100.0%

Associate in Science

Biological Science

CIP Code: 26.0101

Curriculum Code: 000AS0087



Biological Science

CIP Code: 26.0101

Curriculum Code:

000AS0087

Program:

AS

Summer 2021

Total Enrollment:	11	100.0%	Male:	6	54.5%	FT:	5	45.5%	Avg Age:	19.8
Minority:	2	18.2%	Female:	5	45.5%	PT:	6	54.5%	Feeder Enrl:	3 27.3%

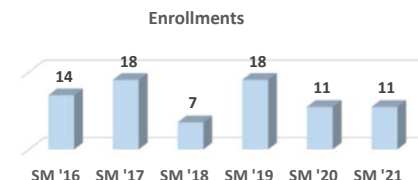
Feeder H.S. Enrollees

	#	%
Carbondale		
Carterville		
Crab Orchard		
DuQuoin		
Elverado		
Herrin	1	9.1%
Johnston City	1	9.1%
Marion		
Murphysboro	1	9.1%
West Frankfort		
Trico		
Feeder H.S. Total	3	27.3%
Agape Christian		
GED		

Age	#	%
< = 17		
18-20	9	81.8%
21-25	2	18.2%
26-30		
31-40		
41-50		
51-60		
61-70		
71-80		
81+		
Unk		
Total	11	100.0%
Avg	19.8	
<21	9	81.8%
>60		

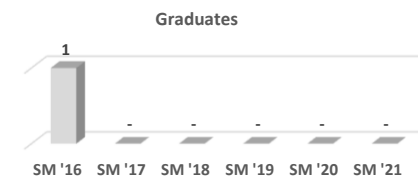
Enrollments

SM '16	14
SM '17	18
SM '18	7
SM '19	18
SM '20	11
SM '21	11



Graduates

SM '16	1
SM '17	-
SM '18	-
SM '19	-
SM '20	-
SM '21	-



Demographics	Male						Female						Grand Total					
	Full-time		Part-time		Male Total		Full-time		Part-time		Female Total		Full-time		Part-time		Grand Total	
	#	%	#	%	#	%	#	%	#	%	#	%	#	%	#	%	#	%
Asian																		
American Indian / Alaskan Native																		
Black or African American																		
Hispanic	2	18.2%			2	18.2%							2	18.2%			2	18.2%
White	1	9.1%	3	27.3%	4	36.4%	2	18.2%	1	9.1%	3	27.3%	3	27.3%	4	36.4%	7	63.6%
Native Hawaiian or Pacific Islander																		
Multiple Ethnicities																		
Unknown									2	18.2%	2	18.2%			2	18.2%	2	18.2%
Totals	3	27.3%	3	27.3%	6	54.5%	2	18.2%	3	27.3%	5	45.5%	5	45.5%	6	54.5%	11	100.0%



Biological Science

CIP Code: 26.0101

Curriculum Code:

000AS0087

Program:

AS

Fall 2021

Total Enrollment:	23	100.0%	Male:	6	26.1%	FT:	17	73.9%	Avg Age:	23.5
Minority:	3	13.0%	Female:	17	73.9%	PT:	6	26.1%	Feeder Enrl:	7 30.4%

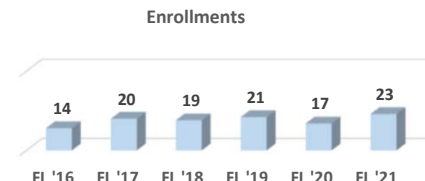
Feeder H.S. Enrollees

	#	%
Carbondale	3	13.0%
Carterville	2	8.7%
Crab Orchard		
DuQuoin		
Elverado		
Herrin		
Johnston City		
Marion		
Murphysboro	1	4.3%
West Frankfort	1	4.3%
Trico		
Feeder H.S. Total	7	30.4%
Agape Christian		
GED	2	8.7%

Age	#	%
<= 17	1	4.3%
18-20	12	52.2%
21-25	4	17.4%
26-30	2	8.7%
31-40	4	17.4%
41-50		
51-60		
61-70		
71-80		
81+		
Unk		
Total	23	100.0%
Avg	23.5	
<21	13	56.5%
>60		

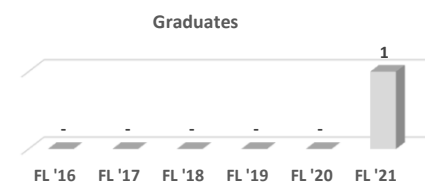
Enrollments

FL '16	14
FL '17	20
FL '18	19
FL '19	21
FL '20	17
FL '21	23



Graduates

FL '16	-
FL '17	-
FL '18	-
FL '19	-
FL '20	-
FL '21	1



Demographics	Male						Female						Grand Total					
	Full-time		Part-time		Male Total		Full-time		Part-time		Female Total		Full-time		Part-time		Grand Total	
	#	%	#	%	#	%	#	%	#	%	#	%	#	%	#	%	#	%
Asian							1	4.3%			1	4.3%	1	4.3%			1	4.3%
American Indian / Alaskan Native																		
Black or African American							1	4.3%			1	4.3%	1	4.3%			1	4.3%
Hispanic	1	4.3%			1	4.3%							1	4.3%			1	4.3%
White	3	13.0%	1	4.3%	4	17.4%	9	39.1%	5	21.7%	14	60.9%	12	52.2%	6	26.1%	18	78.3%
Native Hawaiian or Pacific Islander																		
Multiple Ethnicities																		
Unknown	1	4.3%			1	4.3%	1	4.3%			1	4.3%	2	8.7%			2	8.7%
Totals	5	21.7%	1	4.3%	6	26.1%	12	52.2%	5	21.7%	17	73.9%	17	73.9%	6	26.1%	23	100.0%



Biological Science

CIP Code: 26.0101

Curriculum Code: 000AS0087

Program: AS

Spring 2022

Total Enrollment:	21	100.0%	Male:	8	38.1%	FT:	14	66.7%	Avg Age:	22.4
Minority:	6	28.6%	Female:	13	61.9%	PT:	7	33.3%	Feeder Enrl:	11 52.4%

Feeder H.S. Enrollees

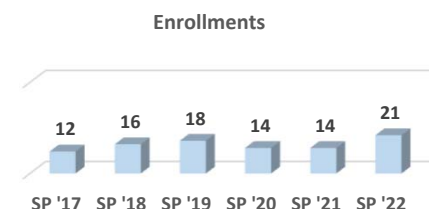
	#	%
Carbondale	4	19.0%
Cartersville	2	9.5%
Crab Orchard		
DuQuoin	1	4.8%
Elverado		
Herrin		
Johnston City		
Marion	1	4.8%
Murphysboro	1	4.8%
West Frankfort	2	9.5%
Trico		
Feeder H.S. Total	11	52.4%
Agape Christian		
GED	1	4.8%

Age

	#	%
<= 17		
18-20	14	66.7%
21-25	3	14.3%
26-30	2	9.5%
31-40	2	9.5%
41-50		
51-60		
61-70		
71-80		
81+		
Unk		
Total	21	100.0%
Avg	22.4	
<21	14	66.7%
>60		

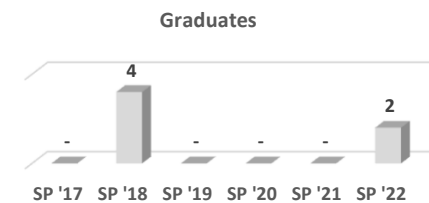
Enrollments

SP '17	12
SP '18	16
SP '19	18
SP '20	14
SP '21	14
SP '22	21



Graduates

SP '17	-
SP '18	4
SP '19	-
SP '20	-
SP '21	-
SP '22	2



Demographics	Male						Female						Grand Total					
	Full-time		Part-time		Male Total		Full-time		Part-time		Female Total		Full-time		Part-time		Grand Total	
	#	%	#	%	#	%	#	%	#	%	#	%	#	%	#	%	#	%
Asian			1	4.8%	1	4.8%	1	4.8%			1	4.8%	1	4.8%	1	4.8%	2	9.5%
American Indian / Alaskan Native																		
Black or African American							1	4.8%			1	4.8%	1	4.8%			1	4.8%
Hispanic	1	4.8%			1	4.8%	1	4.8%			1	4.8%	2	9.5%			2	9.5%
White	2	9.5%	3	14.3%	5	23.8%	6	28.6%	2	9.5%	8	38.1%	8	38.1%	5	23.8%	13	61.9%
Native Hawaiian or Pacific Islander																		
Multiple Ethnicities			1	4.8%	1	4.8%									1	4.8%	1	4.8%
Unknown							2	9.5%			2	9.5%	2	9.5%			2	9.5%
Totals	3	14.3%	5	23.8%	8	38.1%	11	52.4%	2	9.5%	13	61.9%	14	66.7%	7	33.3%	21	100.0%

Associate in Science

Chemistry

CIP Code: 40.0501

Curriculum Code: 000AS0087



Chemistry

CIP Code:

40.0501

Curriculum Code:

000AS0087

Program:

AS

Summer 2021

Total Enrollment:	2	100.0%	Male:			FT:			Avg Age:	21.1
Minority:			Female:	2	100.0%	PT:	2	100.0%	Feeder Enrl:	1 50.0%

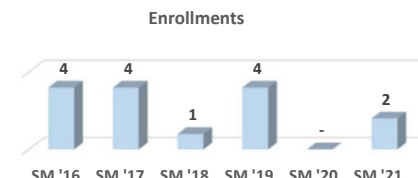
Feeder H.S. Enrollees

	#	%
Carbondale		
Cartersville	1	50.0%
Crab Orchard		
DuQuoin		
Elverado		
Herrin		
Johnston City		
Marion		
Murphysboro		
West Frankfort		
Trico		
Feeder H.S. Total	1	50.0%
Agape Christian		
GED	1	50.0%

Age	#	%
< = 17		
18-20	1	50.0%
21-25	1	50.0%
26-30		
31-40		
41-50		
51-60		
61-70		
71-80		
81+		
Unk		
Total	2	100.0%
Avg	21.1	
<21	1	50.0%
>60		

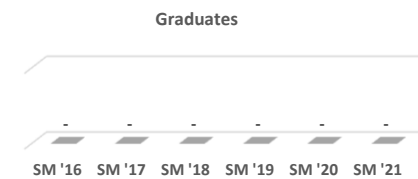
Enrollments

SM '16	4
SM '17	4
SM '18	1
SM '19	4
SM '20	-
SM '21	2



Graduates

SM '16	-
SM '17	-
SM '18	-
SM '19	-
SM '20	-
SM '21	-



Demographics	Male						Female						Grand Total					
	Full-time			Part-time			Full-time			Part-time			Full-time			Part-time		
	#	%		#	%		#	%		#	%		#	%		#	%	
Asian																		
American Indian / Alaskan Native																		
Black or African American																		
Hispanic																		
White										2	100.0%		2	100.0%		2	100.0%	
Native Hawaiian or Pacific Islander																		
Multiple Ethnicities																		
Unknown																		
Totals										2	100.0%		2	100.0%		2	100.0%	



Chemistry

CIP Code:

40.0501

Curriculum Code:

000AS0087

Program:

AS

Fall 2021

Total Enrollment:	3	100.0%	Male:			FT:	1	33.3%	Avg Age:	26.2
Minority:			Female:	3	100.0%	PT:	2	66.7%	Feeder Enrl:	

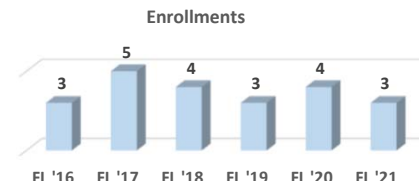
Feeder H.S. Enrollees

	#	%
Carbondale		
Cartersville		
Crab Orchard		
DuQuoin		
Elverado		
Herrin		
Johnston City		
Marion		
Murphysboro		
West Frankfort		
Trico		
Feeder H.S. Total		
Agape Christian		
GED	1	33.3%

Age	#	%
<= 17		
18-20		
21-25	2	66.7%
26-30		
31-40	1	33.3%
41-50		
51-60		
61-70		
71-80		
81+		
Unk		
Total	3	100.0%
Avg	26.2	
<21		
>60		

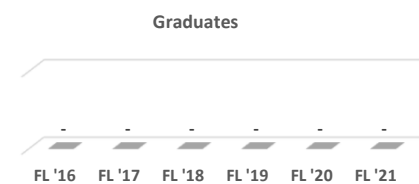
Enrollments

FL '16	3
FL '17	5
FL '18	4
FL '19	3
FL '20	4
FL '21	3



Graduates

FL '16	-
FL '17	-
FL '18	-
FL '19	-
FL '20	-
FL '21	-



Demographics	Male						Female						Grand Total					
	Full-time		Part-time		Male Total		Full-time		Part-time		Female Total		Full-time		Part-time		Grand Total	
	#	%	#	%	#	%	#	%	#	%	#	%	#	%	#	%	#	%
Asian																		
American Indian / Alaskan Native																		
Black or African American																		
Hispanic																		
White							1	33.3%	2	66.7%	3	100.0%	1	33.3%	2	66.7%	3	100.0%
Native Hawaiian or Pacific Islander																		
Multiple Ethnicities																		
Unknown																		
Totals							1	33.3%	2	66.7%	3	100.0%	1	33.3%	2	66.7%	3	100.0%



Chemistry

CIP Code: 40.0501

Curriculum Code: 000AS0087

Program: AS

Spring 2022

Total Enrollment:	4	100.0%	Male:	1	25.0%	FT:		Avg Age:	28.8		
Minority:			Female:	3	75.0%	PT:	4	100.0%	Feeder Enrl:	1	25.0%

Feeder H.S. Enrollees

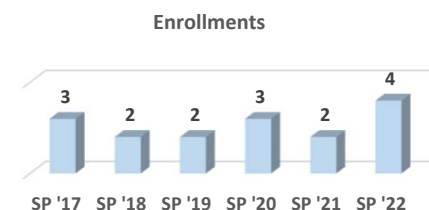
	#	%
Carbondale		
Carterville	1	25.0%
Crab Orchard		
DuQuoin		
Elverado		
Herrin		
Johnston City		
Marion		
Murphysboro		
West Frankfort		
Trico		
Feeder H.S. Total	1	25.0%
Agape Christian		
GED	1	25.0%

Age

	#	%
<= 17		
18-20		
21-25	2	50.0%
26-30		
31-40	2	50.0%
41-50		
51-60		
61-70		
71-80		
81+		
Unk		
Total	4	100.0%
Avg	28.8	
<21		
>60		

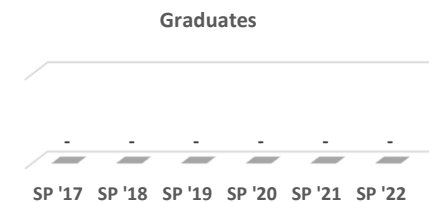
Enrollments

SP '17	3
SP '18	2
SP '19	2
SP '20	3
SP '21	2
SP '22	4



Graduates

SP '17	-
SP '18	-
SP '19	-
SP '20	-
SP '21	-
SP '22	-



Demographics	Male						Female						Grand Total					
	Full-time		Part-time		Male Total		Full-time		Part-time		Female Total		Full-time		Part-time		Grand Total	
	#	%	#	%	#	%	#	%	#	%	#	%	#	%	#	%	#	%
Asian																		
American Indian / Alaskan Native																		
Black or African American																		
Hispanic																		
White			1	25.0%	1	25.0%			3	75.0%	3	75.0%			4	100.0%	4	100.0%
Native Hawaiian or Pacific Islander																		
Multiple Ethnicities																		
Unknown																		
Totals			1	25.0%	1	25.0%			3	75.0%	3	75.0%			4	100.0%	4	100.0%

Associate in Science

Computer Science

CIP Code: **11.0701**

Curriculum Code: **000AS0087**



Computer Science

CIP Code: 11.0701

Curriculum Code:

000AS0087

Program:

AS

Summer 2021

Total Enrollment:	3	100.0%	Male:	3	100.0%	FT:	1	33.3%	Avg Age:	22.5
Minority:			Female:			PT:	2	66.7%	Feeder Enrl:	3 100.0%

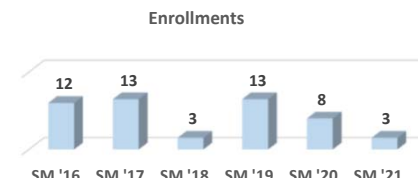
Feeder H.S. Enrollees

	#	%
Carbondale		
Cartersville	1	33.3%
Crab Orchard		
DuQuoin		
Elverado		
Herrin	2	66.7%
Johnston City		
Marion		
Murphysboro		
West Frankfort		
Trico		
Feeder H.S. Total	3	100.0%
Agape Christian		
GED		

Age	#	%
< = 17		
18-20	2	66.7%
21-25		
26-30	1	33.3%
31-40		
41-50		
51-60		
61-70		
71-80		
81+		
Unk		
Total	3	100.0%
Avg	22.5	
<21	2	66.7%
>60		

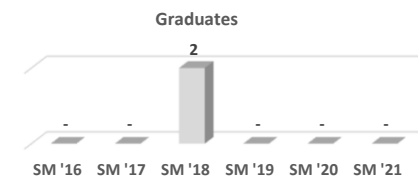
Enrollments

SM '16	12
SM '17	13
SM '18	3
SM '19	13
SM '20	8
SM '21	3



Graduates

SM '16	-
SM '17	-
SM '18	2
SM '19	-
SM '20	-
SM '21	-



Demographics	Male						Female						Grand Total					
	Full-time		Part-time		Male Total		Full-time		Part-time		Female Total		Full-time		Part-time		Grand Total	
	#	%	#	%	#	%	#	%	#	%	#	%	#	%	#	%	#	%
Asian																		
American Indian / Alaskan Native																		
Black or African American																		
Hispanic																		
White	1	33.3%	2	66.7%	3	100.0%							1	33.3%	2	66.7%	3	100.0%
Native Hawaiian or Pacific Islander																		
Multiple Ethnicities																		
Unknown																		
Totals	1	33.3%	2	66.7%	3	100.0%							1	33.3%	2	66.7%	3	100.0%



Computer Science

CIP Code: 11.0701

Curriculum Code:

000AS0087

Program:

AS

Fall 2021

Total Enrollment:	14	100.0%	Male:	11	78.6%	FT:	8	57.1%	Avg Age:	21.6
Minority:	4	28.6%	Female:	3	21.4%	PT:	6	42.9%	Feeder Enrl:	10 71.4%

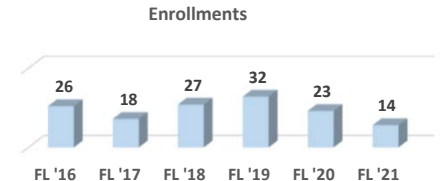
Feeder H.S. Enrollees

	#	%
Carbondale	4	28.6%
Carterville	2	14.3%
Crab Orchard		
DuQuoin		
Elverado		
Herrin	1	7.1%
Johnston City	1	7.1%
Marion		
Murphysboro	1	7.1%
West Frankfort	1	7.1%
Trico		
Feeder H.S. Total	10	71.4%
Agape Christian		
GED	1	7.1%

Age	#	%
< = 17	1	7.1%
18-20	8	57.1%
21-25	3	21.4%
26-30	1	7.1%
31-40	1	7.1%
41-50		
51-60		
61-70		
71-80		
81+		
Unk		
Total	14	100.0%
Avg	21.6	
<21	9	64.3%
>60		

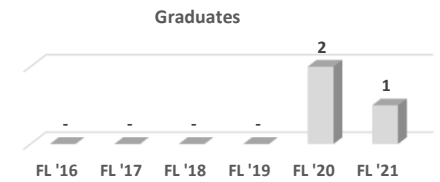
Enrollments

FL '16	26
FL '17	18
FL '18	27
FL '19	32
FL '20	23
FL '21	14



Graduates

FL '16	-
FL '17	-
FL '18	-
FL '19	-
FL '20	2
FL '21	1



Demographics	Male						Female						Grand Total					
	Full-time		Part-time		Male Total		Full-time		Part-time		Female Total		Full-time		Part-time		Grand Total	
	#	%	#	%	#	%	#	%	#	%	#	%	#	%	#	%	#	%
Asian																		
American Indian / Alaskan Native																		
Black or African American	1	7.1%	1	7.1%	2	14.3%	1	7.1%	1	7.1%	2	14.3%	2	14.3%	2	14.3%	4	28.6%
Hispanic																		
White	6	42.9%	3	21.4%	9	64.3%			1	7.1%	1	7.1%	6	42.9%	4	28.6%	10	71.4%
Native Hawaiian or Pacific Islander																		
Multiple Ethnicities																		
Unknown																		
Totals	7	50.0%	4	28.6%	11	78.6%	1	7.1%	2	14.3%	3	21.4%	8	57.1%	6	42.9%	14	100.0%



Computer Science

CIP Code: 11.0701

Curriculum Code: 000AS0087

Program: AS

Spring 2022

Total Enrollment:	11	100.0%	Male:	7	63.6%	FT:	7	63.6%	Avg Age:	23.6
Minority:	5	45.5%	Female:	4	36.4%	PT:	4	36.4%	Feeder Enrl:	8 72.7%

Feeder H.S. Enrollees

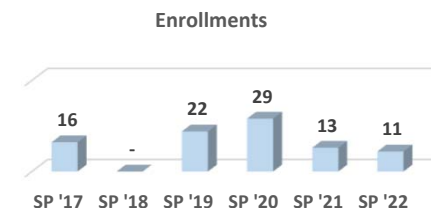
	#	%
Carbondale	4	36.4%
Carterville	2	18.2%
Crab Orchard		
DuQuoin		
Elverado		
Herrin		
Johnston City	1	9.1%
Marion		
Murphysboro	1	9.1%
West Frankfort		
Trico		
Feeder H.S. Total	8	72.7%
Agape Christian		
GED		

Age

	#	%
< = 17		
18-20	6	54.5%
21-25	3	27.3%
26-30	1	9.1%
31-40		
41-50	1	9.1%
51-60		
61-70		
71-80		
81+		
Unk		
Total	11	100.0%
Avg	23.6	
<21	6	54.5%
>60		

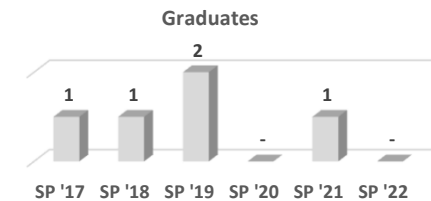
Enrollments

SP '17	16
SP '18	-
SP '19	22
SP '20	29
SP '21	13
SP '22	11



Graduates

SP '17	1
SP '18	1
SP '19	2
SP '20	-
SP '21	1
SP '22	-



Demographics	Male						Female						Grand Total					
	Full-time		Part-time		Male Total		Full-time		Part-time		Female Total		Full-time		Part-time		Grand Total	
	#	%	#	%	#	%	#	%	#	%	#	%	#	%	#	%	#	%
Asian																		
American Indian / Alaskan Native	1	9.1%			1	9.1%							1	9.1%			1	9.1%
Black or African American	2	18.2%			2	18.2%	1	9.1%	1	9.1%	2	18.2%	3	27.3%	1	9.1%	4	36.4%
Hispanic																		
White	2	18.2%	2	18.2%	4	36.4%	1	9.1%	1	9.1%	2	18.2%	3	27.3%	3	27.3%	6	54.5%
Native Hawaiian or Pacific Islander																		
Multiple Ethnicities																		
Unknown																		
Totals	5	45.5%	2	18.2%	7	63.6%	2	18.2%	2	18.2%	4	36.4%	7	63.6%	4	36.4%	11	100.0%

Associate in Science

Engineering Technology

CIP Code: **15.0303**

Curriculum Code: **000AS0087**



Engineering Technology

CIP Code: 15.0303

Curriculum Code:

000AS0087

Program:

AS

Summer 2021

Total Enrollment:	3	100.0%	Male:	3	100.0%	FT:	2	66.7%	Avg Age:	26.6
Minority:			Female:			PT:	1	33.3%	Feeder Enrl:	2 66.7%

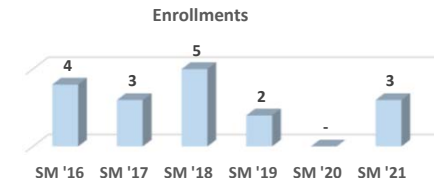
Feeder H.S. Enrollees

	#	%
Carbondale		
Carterville		
Crab Orchard		
DuQuoin		
Elverado		
Herrin		
Johnston City		
Marion	1	33.3%
Murphysboro	1	33.3%
West Frankfort		
Trico		
Feeder H.S. Total	2	66.7%
Agape Christian		
GED		

Age	#	%
< = 17		
18-20	1	33.3%
21-25		
26-30	1	33.3%
31-40	1	33.3%
41-50		
51-60		
61-70		
71-80		
81+		
Unk		
Total	3	100.0%
Avg	26.6	
<21	1	33.3%
>60		

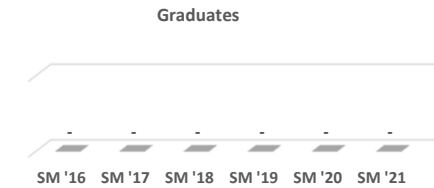
Enrollments

SM '16	4
SM '17	3
SM '18	5
SM '19	2
SM '20	-
SM '21	3



Graduates

SM '16	-
SM '17	-
SM '18	-
SM '19	-
SM '20	-
SM '21	-



Demographics	Male						Female						Grand Total					
	Full-time		Part-time		Male Total		Full-time		Part-time		Female Total		Full-time		Part-time		Grand Total	
	#	%	#	%	#	%	#	%	#	%	#	%	#	%	#	%	#	%
Asian																		
American Indian / Alaskan Native																		
Black or African American																		
Hispanic																		
White	1	33.3%	1	33.3%	2	66.7%							1	33.3%	1	33.3%	2	66.7%
Native Hawaiian or Pacific Islander																		
Multiple Ethnicities																		
Unknown	1	33.3%			1	33.3%							1	33.3%			1	33.3%
Totals	2	66.7%	1	33.3%	3	100.0%							2	66.7%	1	33.3%	3	100.0%



Engineering Technology

CIP Code: 15.0303

Curriculum Code:

000AS0087

Program:

AS

Fall 2021

Total Enrollment:	3	100.0%	Male:	3	100.0%	FT:	2	66.7%	Avg Age:	24.5
Minority:			Female:			PT:	1	33.3%	Feeder Enrl:	1 33.3%

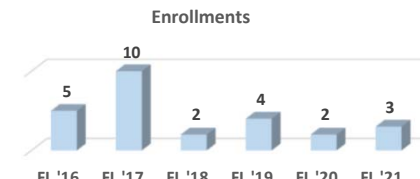
Feeder H.S. Enrollees

	#	%
Carbondale		
Cartersville		
Crab Orchard		
DuQuoin		
Elverado		
Herrin		
Johnston City		
Marion	1	33.3%
Murphysboro		
West Frankfort		
Trico		
Feeder H.S. Total	1	33.3%
Agape Christian		
GED		

Age	#	%
< = 17		
18-20	2	66.7%
21-25		
26-30		
31-40	1	33.3%
41-50		
51-60		
61-70		
71-80		
81+		
Unk		
Total	3	100.0%
Avg	24.5	
<21	2	66.7%
>60		

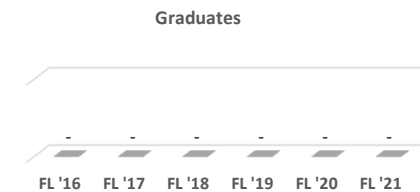
Enrollments

FL '16	5
FL '17	10
FL '18	2
FL '19	4
FL '20	2
FL '21	3



Graduates

FL '16	-
FL '17	-
FL '18	-
FL '19	-
FL '20	-
FL '21	-



Demographics	Male						Female						Grand Total					
	Full-time		Part-time		Male Total		Full-time		Part-time		Female Total		Full-time		Part-time		Grand Total	
	#	%	#	%	#	%	#	%	#	%	#	%	#	%	#	%	#	%
Asian																		
American Indian / Alaskan Native																		
Black or African American																		
Hispanic																		
White	2	66.7%	1	33.3%	3	100.0%							2	66.7%	1	33.3%	3	100.0%
Native Hawaiian or Pacific Islander																		
Multiple Ethnicities																		
Unknown																		
Totals	2	66.7%	1	33.3%	3	100.0%							2	66.7%	1	33.3%	3	100.0%



Engineering Technology

CIP Code: 15.0303

Curriculum Code: 000AS0087

Program: AS

Spring 2022

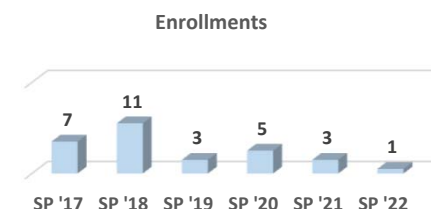
Total Enrollment: 1 100.0% Male: 1 100.0% FT: 1 100.0% Avg Age: 21.1
Minority: Female: PT: Feeder Enrl:

Feeder H.S. Enrollees

#	%	Age	#	%
Carbondale		< = 17		
Carterville		18-20		
Crab Orchard		21-25	1	100.0%
DuQuoin		26-30		
Elverado		31-40		
Herrin		41-50		
Johnston City		51-60		
Marion		61-70		
Murphysboro		71-80		
West Frankfort		81+		
Trico		Unk		
Feeder H.S. Total		Total	1	100.0%
		Avg	21.1	
Agape Christian		<21		
GED		>60		

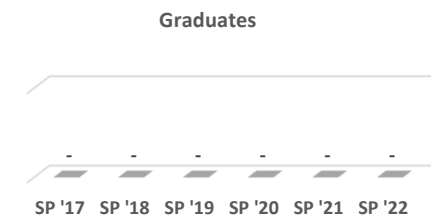
Enrollments

SP '17	7
SP '18	11
SP '19	3
SP '20	5
SP '21	3
SP '22	1



Graduates

SP '17	-
SP '18	-
SP '19	-
SP '20	-
SP '21	-
SP '22	-



Demographics	Male						Female						Grand Total					
	Full-time		Part-time		Male Total		Full-time		Part-time		Female Total		Full-time		Part-time		Grand Total	
	#	%	#	%	#	%	#	%	#	%	#	%	#	%	#	%	#	%
Asian																		
American Indian / Alaskan Native																		
Black or African American																		
Hispanic																		
White	1	100.0%			1	100.0%							1	100.0%			1	100.0%
Native Hawaiian or Pacific Islander																		
Multiple Ethnicities																		
Unknown																		
Totals	1	100.0%			1	100.0%							1	100.0%			1	100.0%

Associate in Science

Mathematics

CIP Code: **27.0101**

Curriculum Code: **000AS0087**



Mathematics

CIP Code: 27.0101

Curriculum Code: 000AS0087

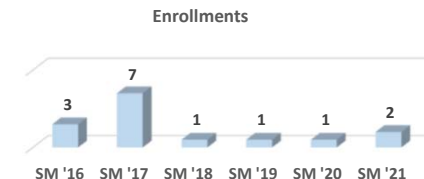
Program: AS

Summer 2021

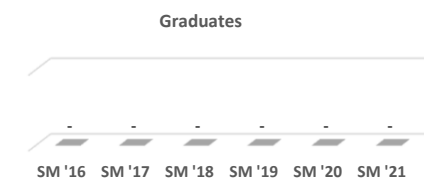
Total Enrollment:	2	100.0%	Male:	2	100.0%	FT:			Avg Age:	30.9
Minority:	1	50.0%	Female:			PT:	2	100.0%	Feeder Enrl:	1 50.0%

Feeder H.S. Enrollees	#	%	Age	#	%
Carbondale	1	50.0%	< = 17		
Cartersville			18-20	1	50.0%
Crab Orchard			21-25		
DuQuoin			26-30		
Elverado			31-40		
Herrin			41-50	1	50.0%
Johnston City			51-60		
Marion			61-70		
Murphysboro			71-80		
West Frankfort			81+		
Trico			Unk		
Feeder H.S. Total	1	50.0%	Total	2	100.0%
Agape Christian			Avg	30.9	
GED			<21	1	50.0%
			>60		

Enrollments	
SM '16	3
SM '17	7
SM '18	1
SM '19	1
SM '20	1
SM '21	2



Graduates	
SM '16	-
SM '17	-
SM '18	-
SM '19	-
SM '20	-
SM '21	-



Demographics	Male						Female						Grand Total					
	Full-time		Part-time		Male Total		Full-time		Part-time		Female Total		Full-time		Part-time		Grand Total	
	#	%	#	%	#	%	#	%	#	%	#	%	#	%	#	%	#	%
Asian			1	50.0%	1	50.0%									1	50.0%	1	50.0%
American Indian / Alaskan Native																		
Black or African American																		
Hispanic																		
White			1	50.0%	1	50.0%									1	50.0%	1	50.0%
Native Hawaiian or Pacific Islander																		
Multiple Ethnicities																		
Unknown																		
Totals			2	100.0%	2	100.0%									2	100.0%	2	100.0%



Mathematics

CIP Code:

27.0101

Curriculum Code:

000AS0087

Program:

AS

Fall 2021

Total Enrollment:	6	100.0%	Male:	3	50.0%	FT:	2	33.3%	Avg Age:	24.5
Minority:	3	50.0%	Female:	3	50.0%	PT:	4	66.7%	Feeder Enrl:	2 33.3%

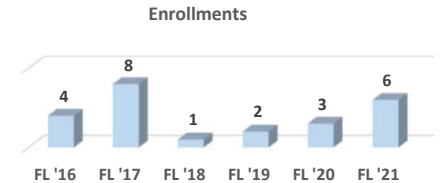
Feeder H.S. Enrollees

	#	%
Carbondale	2	33.3%
Cartersville		
Crab Orchard		
DuQuoin		
Elverado		
Herrin		
Johnston City		
Marion		
Murphysboro		
West Frankfort		
Trico		
Feeder H.S. Total	2	33.3%
Agape Christian		
GED		

Age	#	%
<= 17		
18-20	3	50.0%
21-25	2	33.3%
26-30		
31-40		
41-50	1	16.7%
51-60		
61-70		
71-80		
81+		
Unk		
Total	6	100.0%
Avg	24.5	
<21	3	50.0%
>60		

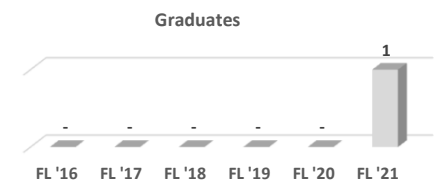
Enrollments

FL '16	4
FL '17	8
FL '18	1
FL '19	2
FL '20	3
FL '21	6



Graduates

FL '16	-
FL '17	-
FL '18	-
FL '19	-
FL '20	-
FL '21	1



Demographics	Male						Female						Grand Total					
	Full-time		Part-time		Male Total		Full-time		Part-time		Female Total		Full-time		Part-time		Grand Total	
	#	%	#	%	#	%	#	%	#	%	#	%	#	%	#	%	#	%
Asian	1	16.7%			1	16.7%							1	16.7%			1	16.7%
American Indian / Alaskan Native																		
Black or African American									1	16.7%	1	16.7%			1	16.7%	1	16.7%
Hispanic									1	16.7%	1	16.7%			1	16.7%	1	16.7%
White	1	16.7%	1	16.7%	2	33.3%			1	16.7%	1	16.7%	1	16.7%	2	33.3%	3	50.0%
Native Hawaiian or Pacific Islander																		
Multiple Ethnicities																		
Unknown																		
Totals	2	33.3%	1	16.7%	3	50.0%			3	50.0%	3	50.0%	2	33.3%	4	66.7%	6	100.0%



Mathematics

Spring 2022

CIP Code: 27.0101

Curriculum Code: 000AS0087

Program: AS

Total Enrollment:	6	100.0%	Male:	3	50.0%	FT:	1	16.7%	Avg Age:	27.6
Minority:	2	33.3%	Female:	3	50.0%	PT:	5	83.3%	Feeder Enrl:	3 50.0%

Feeder H.S. Enrollees

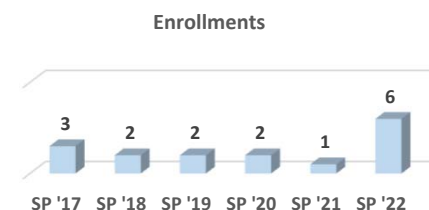
	#	%
Carbondale	2	33.3%
Carterville		
Crab Orchard		
DuQuoin		
Elverado		
Herrin		
Johnston City	1	16.7%
Marion		
Murphysboro		
West Frankfort		
Trico		
Feeder H.S. Total	3	50.0%
Agape Christian		
GED		

Age

	#	%
<= 17		
18-20	2	33.3%
21-25	1	16.7%
26-30	1	16.7%
31-40	1	16.7%
41-50	1	16.7%
51-60		
61-70		
71-80		
81+		
Unk		
Total	6	100.0%
Avg	27.6	
<21		
>60		

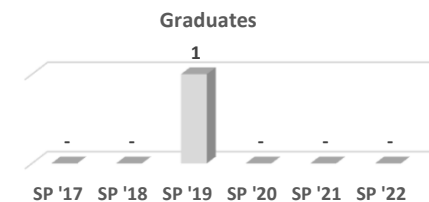
Enrollments

SP '17	3
SP '18	2
SP '19	2
SP '20	2
SP '21	1
SP '22	6



Graduates

SP '17	-
SP '18	-
SP '19	1
SP '20	-
SP '21	-
SP '22	-



Demographics	Male						Female						Grand Total					
	Full-time		Part-time		Male Total		Full-time		Part-time		Female Total		Full-time		Part-time		Grand Total	
	#	%	#	%	#	%	#	%	#	%	#	%	#	%	#	%	#	%
Asian																		
American Indian / Alaskan Native																		
Black or African American									1	16.7%	1	16.7%			1	16.7%	1	16.7%
Hispanic			1	16.7%	1	16.7%									1	16.7%	1	16.7%
White	1	16.7%	1	16.7%	2	33.3%			2	33.3%	2	33.3%	1	16.7%	3	50.0%	4	66.7%
Native Hawaiian or Pacific Islander																		
Multiple Ethnicities																		
Unknown																		
Totals	1	16.7%	2	33.3%	3	50.0%			3	50.0%	3	50.0%	1	16.7%	5	83.3%	6	100.0%

Associate in Science

Physics

CIP Code: **40.0801**

Curriculum Code: **000AS0087**



Physics

CIP Code: 40.0801

Curriculum Code: 000AS0087

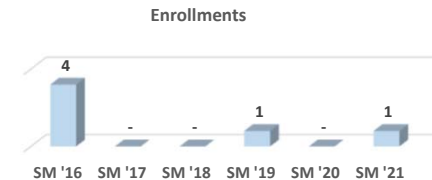
Program: AS

Summer 2021

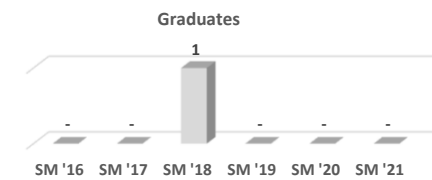
Total Enrollment:	1	100.0%	Male:	1	100.0%	FT:	1	100.0%	Avg Age:	24.1
Minority:	1	100.0%	Female:	1	100.0%	PT:			Feeder Enrl:	

Feeder H.S. Enrollees	#	%	Age	#	%
Carbondale			< = 17		
Cartersville			18-20		
Crab Orchard			21-25	1	100.0%
DuQuoin			26-30		
Elverado			31-40		
Herrin			41-50		
Johnston City			51-60		
Marion			61-70		
Murphysboro			71-80		
West Frankfort			81+		
Trico			Unk		
Feeder H.S. Total			Total	1	100.0%
Agape Christian			Avg	24.1	
GED			<21		
			>60		

Enrollments	
SM '16	4
SM '17	-
SM '18	-
SM '19	1
SM '20	-
SM '21	1



Graduates	
SM '16	-
SM '17	-
SM '18	1
SM '19	-
SM '20	-
SM '21	-



Demographics	Male						Female						Grand Total					
	Full-time			Part-time			Full-time			Part-time			Full-time			Part-time		
	#	%		#	%		#	%		#	%		#	%		#	%	
Asian							1	100.0%					1	100.0%		1	100.0%	
American Indian / Alaskan Native																		
Black or African American																		
Hispanic																		
White																		
Native Hawaiian or Pacific Islander																		
Multiple Ethnicities																		
Unknown																		
Totals							1	100.0%					1	100.0%		1	100.0%	



Physics

CIP Code:

40.0801

Curriculum Code:

000AS0087

Program:

AS

Fall 2021

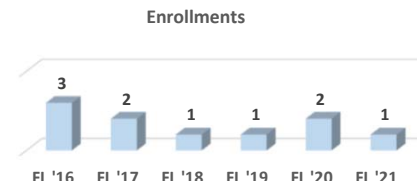
Total Enrollment:	1	100.0%	Male:	1	100.0%	FT:			Avg Age:	23.4
Minority:			Female:			PT:	1	100.0%	Feeder Enrl:	

Feeder H.S. Enrollees

	#	%	Age	#	%
Carbondale			< = 17		
Cartersville			18-20		
Crab Orchard			21-25	1	100.0%
DuQuoin			26-30		
Elverado			31-40		
Herrin			41-50		
Johnston City			51-60		
Marion			61-70		
Murphysboro			71-80		
West Frankfort			81+		
Trico			Unk		
Feeder H.S. Total			Total	1	100.0%
Agape Christian			Avg	23.4	
GED			<21		
			>60		

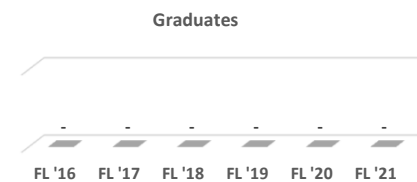
Enrollments

FL '16	3
FL '17	2
FL '18	1
FL '19	1
FL '20	2
FL '21	1



Graduates

FL '16	-
FL '17	-
FL '18	-
FL '19	-
FL '20	-
FL '21	-



Demographics	Male						Female						Grand Total					
	Full-time		Part-time		Male Total		Full-time		Part-time		Female Total		Full-time		Part-time		Grand Total	
	#	%	#	%	#	%	#	%	#	%	#	%	#	%	#	%	#	%
Asian																		
American Indian / Alaskan Native																		
Black or African American																		
Hispanic																		
White																		
Native Hawaiian or Pacific Islander																		
Multiple Ethnicities																		
Unknown			1	100.0%	1	100.0%									1	100.0%	1	100.0%
Totals			1	100.0%	1	100.0%									1	100.0%	1	100.0%



Physics

CIP Code:

40.0801

Curriculum Code:

000AS0087

Program:

AS

Spring 2022

Total Enrollment:

Male:

FT:

Avg Age:

Minority:

Female:

PT:

Feeder Enrl:

Feeder H.S. Enrollees

#

%

Age

#

%

Carbondale

Carterville

Crab Orchard

DuQuoin

Elverado

Herrin

Johnston City

Marion

Murphysboro

West Frankfort

Trico

Feeder H.S. Total

Agape Christian

GED

< = 17

18-20

21-25

26-30

31-40

41-50

51-60

61-70

71-80

81+

Unk

Total

Avg

<21

>60

Enrollments

SP '17

3

SP '18

4

SP '19

2

SP '20

1

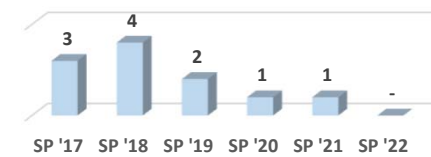
SP '21

1

SP '22

-

Enrollments



Graduates

SP '17

-

SP '18

-

SP '19

1

SP '20

-

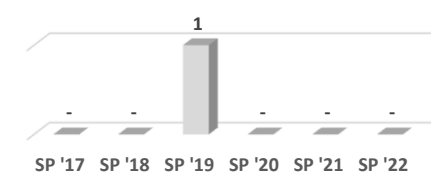
SP '21

-

SP '22

-

Graduates



Demographics	Male						Female						Grand Total					
	Full-time		Part-time		Male Total		Full-time		Part-time		Female Total		Full-time		Part-time		Grand Total	
	#	%	#	%	#	%	#	%	#	%	#	%	#	%	#	%	#	%
Asian																		
American Indian / Alaskan Native																		
Black or African American																		
Hispanic																		
White																		
Native Hawaiian or Pacific Islander																		
Multiple Ethnicities																		
Unknown																		
Totals																		

Associate in Science

Pre-Chiropractic

CIP Code: **51.1106**

Curriculum Code: **000AS0087**



Pre-Chiropractic

CIP Code: 51.1106

Curriculum Code:

000AS0087

Program:

AS

Summer 2021

Total Enrollment:

Male:

FT:

Avg Age:

Minority:

Female:

PT:

Feeder Enrl:

Feeder H.S. Enrollees

Carbondale
Carterville
Crab Orchard
DuQuoin
Elverado
Herrin
Johnston City
Marion
Murphysboro
West Frankfort
Trico

Feeder H.S. Total

Agape Christian
GED

Age

< = 17
18-20
21-25
26-30
31-40
41-50
51-60
61-70
71-80
81+

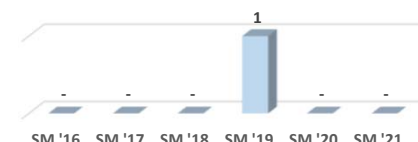
Total

Avg
<21
>60

Enrollments

SM '16 -
SM '17 -
SM '18 -
SM '19 1
SM '20 -
SM '21 -

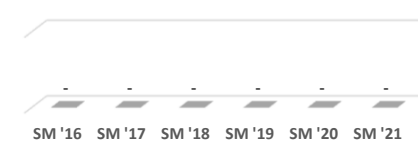
Enrollments



Graduates

SM '16 -
SM '17 -
SM '18 -
SM '19 -
SM '20 -
SM '21 -

Graduates



Demographics	Male						Female						Grand Total					
	Full-time		Part-time		Male Total		Full-time		Part-time		Female Total		Full-time		Part-time		Grand Total	
	#	%	#	%	#	%	#	%	#	%	#	%	#	%	#	%	#	%
Asian																		
American Indian / Alaskan Native																		
Black or African American																		
Hispanic																		
White																		
Native Hawaiian or Pacific Islander																		
Multiple Ethnicities																		
Unknown																		
Totals																		



Pre-Chiropractic

CIP Code: 51.1106

Curriculum Code: 000AS0087

Program: AS

Fall 2021

Total Enrollment:	1	100.0%	Male:	1	100.0%	FT:	1	100.0%	Avg Age:	18.1
Minority:			Female:			PT:			Feeder Enrl:	

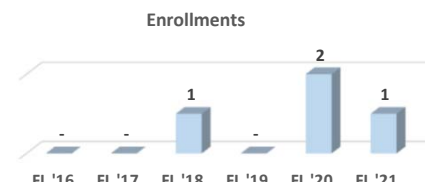
Feeder H.S. Enrollees

	#	%
Carbondale		
Cartersville		
Crab Orchard		
DuQuoin		
Elverado		
Herrin		
Johnston City		
Marion		
Murphysboro		
West Frankfort		
Trico		
Feeder H.S. Total		
Agape Christian		
GED		

Age	#	%
< = 17		
18-20	1	100.0%
21-25		
26-30		
31-40		
41-50		
51-60		
61-70		
71-80		
81+		
Unk		
Total	1	100.0%
Avg	18.1	
<21	1	100.0%
>60		

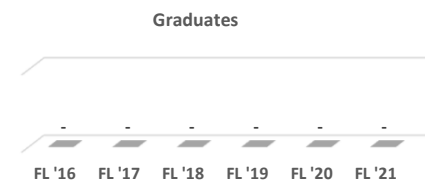
Enrollments

FL '16	-
FL '17	-
FL '18	1
FL '19	-
FL '20	2
FL '21	1



Graduates

FL '16	-
FL '17	-
FL '18	-
FL '19	-
FL '20	-
FL '21	-



Demographics	Male						Female						Grand Total					
	Full-time		Part-time		Male Total		Full-time		Part-time		Female Total		Full-time		Part-time		Grand Total	
	#	%	#	%	#	%	#	%	#	%	#	%	#	%	#	%	#	%
Asian																		
American Indian / Alaskan Native																		
Black or African American																		
Hispanic																		
White	1	100.0%			1	100.0%					1		1	100.0%			1	100.0%
Native Hawaiian or Pacific Islander																		
Multiple Ethnicities																		
Unknown																		
Totals	1	100.0%			1	100.0%					1		1	100.0%			1	100.0%



Pre-Chiropractic

CIP Code:

51.1106

Curriculum Code:

000AS0087

Program:

AS

Spring 2022

Total Enrollment: 1 100.0%

Male: 1 100.0%

FT: 1 100.0%

Avg Age: 18.5

Minority:

Female:

PT:

Feeder Enrl:

Feeder H.S. Enrollees

%

Carbondale
Carterville
Crab Orchard
DuQuoin
Elverado
Herrin
Johnston City
Marion
Murphysboro
West Frankfort
Trico

Feeder H.S. Total

Agape Christian
GED

Age # %

<= 17
18-20 1 100.0%
21-25
26-30
31-40
41-50
51-60
61-70
71-80
81+
Unk

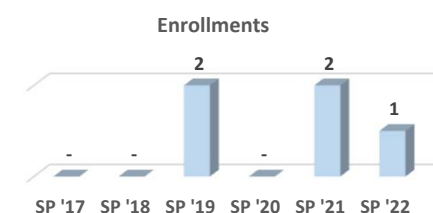
Total 1 100.0%

Avg 18.5

<21 1 100.0%
>60

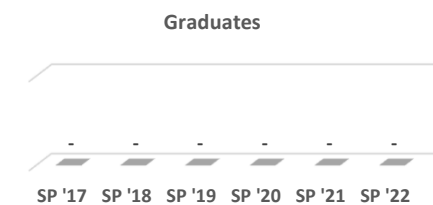
Enrollments

SP '17 -
SP '18 -
SP '19 2
SP '20 -
SP '21 2
SP '22 1



Graduates

SP '17 -
SP '18 -
SP '19 -
SP '20 -
SP '21 -
SP '22 -



Demographics	Male						Female						Grand Total					
	Full-time		Part-time		Male Total		Full-time		Part-time		Female Total		Full-time		Part-time		Grand Total	
	#	%	#	%	#	%	#	%	#	%	#	%	#	%	#	%	#	%
Asian																		
American Indian / Alaskan Native																		
Black or African American																		
Hispanic																		
White	1	100.0%			1	100.0%							1	100.0%			1	100.0%
Native Hawaiian or Pacific Islander																		
Multiple Ethnicities																		
Unknown																		
Totals	1	100.0%			1	100.0%							1	100.0%			1	100.0%

Associate in Science

Pre-Pharmacy

CIP Code: **51.1103**

Curriculum Code: **000AS0087**



Pre-Pharmacy

CIP Code: 51.1103

Curriculum Code: 000AS0087

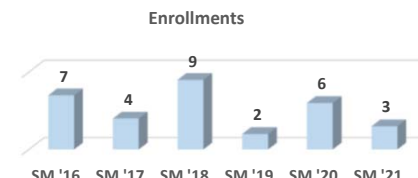
Program: AS

Summer 2021

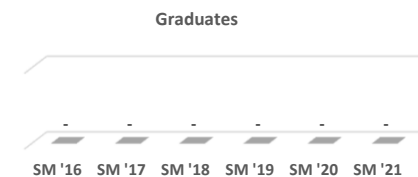
Total Enrollment:	3	100.0%	Male:	1	33.3%	FT:		Avg Age:	18.6		
Minority:			Female:	2	66.7%	PT:	3	100.0%	Feeder Enrl:	3	100.0%

Feeder H.S. Enrollees	#	%	Age	#	%
Carbondale			< = 17	2	66.7%
Cartersville	1	33.3%	18-20	1	33.3%
Crab Orchard			21-25		
DuQuoin			26-30		
Elverado	1	33.3%	31-40		
Herrin			41-50		
Johnston City			51-60		
Marion			61-70		
Murphysboro	1	33.3%	71-80		
West Frankfort			81+		
Trico			Unk		
Feeder H.S. Total	3	100.0%	Total	3	100.0%
Agape Christian			Avg	18.6	
GED			<21	3	100.0%
			>60		

Enrollments	
SM '16	7
SM '17	4
SM '18	9
SM '19	2
SM '20	6
SM '21	3



Graduates	
SM '16	-
SM '17	-
SM '18	-
SM '19	-
SM '20	-
SM '21	-



Demographics	Male						Female						Grand Total					
	Full-time			Part-time			Full-time			Part-time			Full-time			Part-time		
	#	%		#	%		#	%		#	%		#	%		#	%	
Asian																		
American Indian / Alaskan Native																		
Black or African American																		
Hispanic																		
White				1	33.3%					2	66.7%					3	100.0%	
Native Hawaiian or Pacific Islander																		
Multiple Ethnicities																		
Unknown																		
Totals				1	33.3%					2	66.7%					3	100.0%	



Pre-Pharmacy

CIP Code:

51.1103

Curriculum Code:

000AS0087

Program:

AS

Fall 2021

Total Enrollment:	5	100.0%	Male:			FT:	3	60.0%	Avg Age:	20.3
Minority:			Female:	5	100.0%	PT:	2	40.0%	Feeder Enrl:	5 100.0%

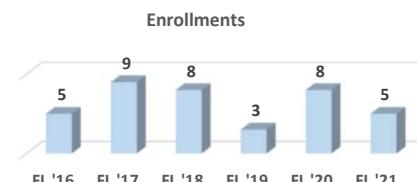
Feeder H.S. Enrollees

	#	%
Carbondale	1	20.0%
Carterville	2	40.0%
Crab Orchard		
DuQuoin		
Elverado		
Herrin		
Johnston City		
Marion		
Murphysboro	1	20.0%
West Frankfort		
Trico	1	20.0%
Feeder H.S. Total	5	100.0%
Agape Christian		
GED		

Age	#	%
< = 17		
18-20	4	80.0%
21-25	1	20.0%
26-30		
31-40		
41-50		
51-60		
61-70		
71-80		
81+		
Unk		
Total	5	100.0%
Avg	20.3	
<21	4	80.0%
>60		

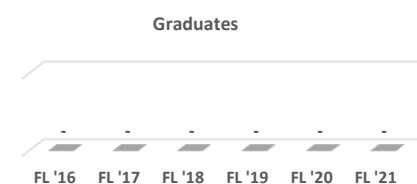
Enrollments

FL '16	5
FL '17	9
FL '18	8
FL '19	3
FL '20	8
FL '21	5



Graduates

FL '16	-
FL '17	-
FL '18	-
FL '19	-
FL '20	-
FL '21	-



Demographics	Male						Female						Grand Total					
	Full-time		Part-time		Male Total		Full-time		Part-time		Female Total		Full-time		Part-time		Grand Total	
	#	%	#	%	#	%	#	%	#	%	#	%	#	%	#	%	#	%
Asian																		
American Indian / Alaskan Native																		
Black or African American																		
Hispanic																		
White							3	60.0%	2	40.0%	5	100.0%	3	60.0%	2	40.0%	5	100.0%
Native Hawaiian or Pacific Islander																		
Multiple Ethnicities																		
Unknown																		
Totals							3	60.0%	2	40.0%	5	100.0%	3	60.0%	2	40.0%	5	100.0%



Pre-Pharmacy

CIP Code: 51.1103

Curriculum Code: 000AS0087

Program: AS

Spring 2022

Total Enrollment:	3	100.0%	Male:		FT:	2	66.7%	Avg Age:	21.6		
Minority:			Female:	3	100.0%	PT:	1	33.3%	Feeder Enrl:	3	100.0%

Feeder H.S. Enrollees

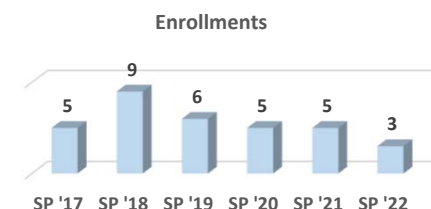
	#	%
Carbondale		
Cartersville	2	66.7%
Crab Orchard		
DuQuoin		
Elverado		
Herrin		
Johnston City		
Marion		
Murphysboro		
West Frankfort		
Trico	1	33.3%
Feeder H.S. Total	3	100.0%
Agape Christian		
GED		

Age

	#	%
<= 17		
18-20	2	66.7%
21-25	1	33.3%
26-30		
31-40		
41-50		
51-60		
61-70		
71-80		
81+		
Unk		
Total	3	100.0%
Avg	21.6	
<21	2	66.7%
>60		

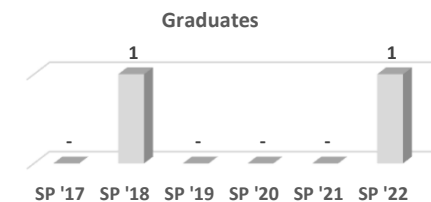
Enrollments

SP '17	5
SP '18	9
SP '19	6
SP '20	5
SP '21	5
SP '22	3



Graduates

SP '17	-
SP '18	1
SP '19	-
SP '20	-
SP '21	-
SP '22	1



Demographics	Male						Female						Grand Total					
	Full-time		Part-time		Male Total		Full-time		Part-time		Female Total		Full-time		Part-time		Grand Total	
	#	%	#	%	#	%	#	%	#	%	#	%	#	%	#	%	#	%
Asian																		
American Indian / Alaskan Native																		
Black or African American																		
Hispanic																		
White							2	66.7%	1	33.3%	3	100.0%	2	66.7%	1	33.3%	3	100.0%
Native Hawaiian or Pacific Islander																		
Multiple Ethnicities																		
Unknown																		
Totals							2	66.7%	1	33.3%	3	100.0%	2	66.7%	1	33.3%	3	100.0%

Associate in Science

Pre-Physical Therapy

CIP Code: **51.1109**

Curriculum Code: **000AS0087**



Pre-Physical Therapy

CIP Code: 51.1109

Curriculum Code:

000AS0087

Program:

AS

Summer 2021

Total Enrollment:	5	100.0%	Male:	2	40.0%	FT:	3	60.0%	Avg Age:	19.6
Minority:	1	20.0%	Female:	3	60.0%	PT:	2	40.0%	Feeder Enrl:	1 20.0%

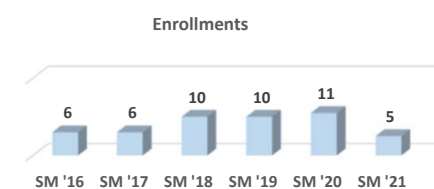
Feeder H.S. Enrollees

	#	%
Carbondale		
Cartersville		
Crab Orchard		
DuQuoin		
Elverado		
Herrin	1	20.0%
Johnston City		
Marion		
Murphysboro		
West Frankfort		
Trico		
Feeder H.S. Total	1	20.0%
Agape Christian		
GED		

Age	#	%
< = 17	1	20.0%
18-20	3	60.0%
21-25	1	20.0%
26-30		
31-40		
41-50		
51-60		
61-70		
71-80		
81+		
Unk		
Total	5	100.0%
Avg	19.6	
<21	4	80.0%
>60		

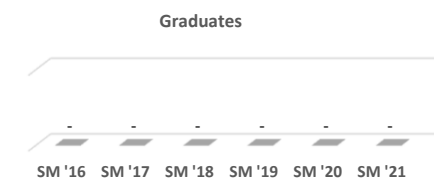
Enrollments

SM '16	6
SM '17	6
SM '18	10
SM '19	10
SM '20	11
SM '21	5



Graduates

SM '16	-
SM '17	-
SM '18	-
SM '19	-
SM '20	-
SM '21	-



Demographics	Male						Female						Grand Total					
	Full-time		Part-time		Male Total		Full-time		Part-time		Female Total		Full-time		Part-time		Grand Total	
	#	%	#	%	#	%	#	%	#	%	#	%	#	%	#	%	#	%
Asian																		
American Indian / Alaskan Native																		
Black or African American			1	20.0%	1	20.0%									1	20.0%	1	20.0%
Hispanic																		
White	1	20.0%			1	20.0%	2	40.0%	1	20.0%	3	60.0%	3	60.0%	1	20.0%	4	80.0%
Native Hawaiian or Pacific Islander																		
Multiple Ethnicities																		
Unknown																		
Totals	1	20.0%	1	20.0%	2	40.0%	2	40.0%	1	20.0%	3	60.0%	3	60.0%	2	40.0%	5	100.0%



Pre-Physical Therapy

CIP Code: 51.1109

Curriculum Code:

000AS0087

Program:

AS

Fall 2021

Total Enrollment:	9	100.0%	Male:	6	66.7%	FT:	7	77.8%	Avg Age:	19.7
Minority:	2	22.2%	Female:	3	33.3%	PT:	2	22.2%	Feeder Enrl:	4 44.4%

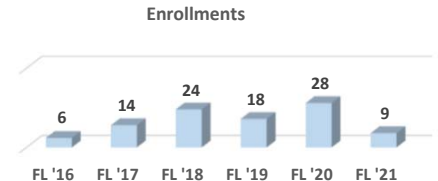
Feeder H.S. Enrollees

	#	%
Carbondale		
Carterville	1	11.1%
Crab Orchard		
DuQuoin		
Elverado		
Herrin	1	11.1%
Johnston City		
Marion	1	11.1%
Murphysboro		
West Frankfort	1	11.1%
Trico		
Feeder H.S. Total	4	44.4%
Agape Christian		
GED		

Age	#	%
<= 17		
18-20	8	88.9%
21-25	1	11.1%
26-30		
31-40		
41-50		
51-60		
61-70		
71-80		
81+		
Unk		
Total	9	100.0%
Avg	19.7	
<21	8	88.9%
>60		

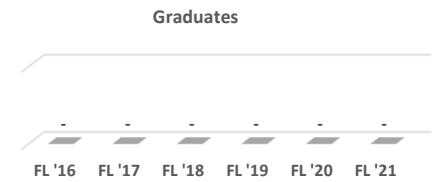
Enrollments

FL '16	6
FL '17	14
FL '18	24
FL '19	18
FL '20	28
FL '21	9



Graduates

FL '16	-
FL '17	-
FL '18	-
FL '19	-
FL '20	-
FL '21	-



Demographics	Male						Female						Grand Total					
	Full-time		Part-time		Male Total		Full-time		Part-time		Female Total		Full-time		Part-time		Grand Total	
	#	%	#	%	#	%	#	%	#	%	#	%	#	%	#	%	#	%
Asian																		
American Indian / Alaskan Native																		
Black or African American	1	11.1%			1	11.1%							1	11.1%			1	11.1%
Hispanic																		
White	1	11.1%	2	22.2%	3	33.3%	3	33.3%			3	33.3%	4	44.4%	2	22.2%	6	66.7%
Native Hawaiian or Pacific Islander																		
Multiple Ethnicities	1	11.1%			1	11.1%							1	11.1%			1	11.1%
Unknown	1	11.1%			1	11.1%							1	11.1%			1	11.1%
Totals	4	44.4%	2	22.2%	6	66.7%	3	33.3%			3	33.3%	7	77.8%	2	22.2%	9	100.0%



Pre-Physical Therapy

CIP Code: 51.1109

Curriculum Code: 000AS0087

Program: AS

Spring 2022

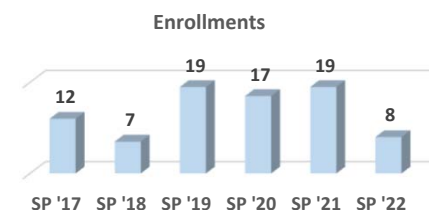
Total Enrollment:	8	100.0%	Male:	6	75.0%	FT:	7	87.5%	Avg Age:	21.0
Minority:	2	25.0%	Female:	2	25.0%	PT:	1	12.5%	Feeder Enrl:	3 37.5%

Feeder H.S. Enrollees

	#	%	Age	#	%
Carbondale			< = 17		
Cartersville	1	12.5%	18-20	7	87.5%
Crab Orchard			21-25	1	12.5%
DuQuoin			26-30		
Elverado			31-40		
Herrin			41-50		
Johnston City			51-60		
Marion			61-70		
Murphysboro			71-80		
West Frankfort	2	25.0%	81+		
Trico			Unk		
Feeder H.S. Total	3	37.5%	Total	8	100.0%
Agape Christian			Avg	21.0	
GED			<21		
			>60		

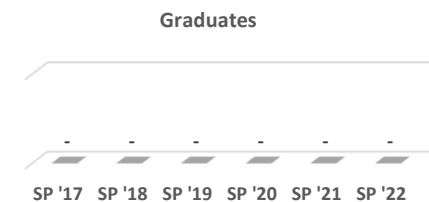
Enrollments

SP '17	12
SP '18	7
SP '19	19
SP '20	17
SP '21	19
SP '22	8



Graduates

SP '17	-
SP '18	-
SP '19	-
SP '20	-
SP '21	-
SP '22	-



Demographics	Male						Female						Grand Total					
	Full-time		Part-time		Male Total		Full-time		Part-time		Female Total		Full-time		Part-time		Grand Total	
	#	%	#	%	#	%	#	%	#	%	#	%	#	%	#	%	#	%
Asian																		
American Indian / Alaskan Native																		
Black or African American	1	12.5%			1	12.5%							1	12.5%			1	12.5%
Hispanic	1	12.5%			1	12.5%							1	12.5%			1	12.5%
White	2	25.0%	1	12.5%	3	37.5%	2	25.0%			2	25.0%	4	50.0%	1	12.5%	5	62.5%
Native Hawaiian or Pacific Islander																		
Multiple Ethnicities																		
Unknown	1	12.5%			1	12.5%							1	12.5%			1	12.5%
Totals	5	62.5%	1	12.5%	6	75.0%	2	25.0%			2	25.0%	7	87.5%	1	12.5%	8	100.0%

Associate in Science

Pre-Physician Assistant

CIP Code: 51.1102

Curriculum Code: 000AS0087



Pre-Physician Assistant

CIP Code: 51.1102

Curriculum Code:

000AS0087

Program:

AS

Summer 2021

Total Enrollment:	3	100.0%	Male:	2	66.7%	FT:	2	66.7%	Avg Age:	23.5
Minority:			Female:	1	33.3%	PT:	1	33.3%	Feeder Enrl:	2 66.7%

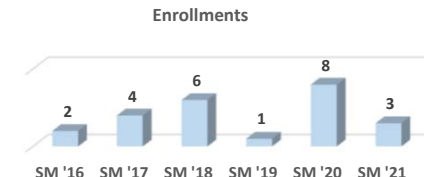
Feeder H.S. Enrollees

	#	%
Carbondale	1	33.3%
Carterville		
Crab Orchard		
DuQuoin		
Elverado		
Herrin	1	33.3%
Johnston City		
Marion		
Murphysboro		
West Frankfort		
Trico		
Feeder H.S. Total	2	66.7%
Agape Christian		
GED		

Age	#	%
<= 17		
18-20	1	33.3%
21-25	1	33.3%
26-30	1	33.3%
31-40		
41-50		
51-60		
61-70		
71-80		
81+		
Unk		
Total	3	100.0%
Avg	23.5	
<21	1	33.3%
>60		

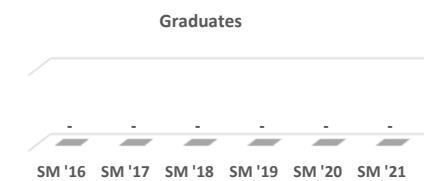
Enrollments

SM '16	2
SM '17	4
SM '18	6
SM '19	1
SM '20	8
SM '21	3



Graduates

SM '16	-
SM '17	-
SM '18	-
SM '19	-
SM '20	-
SM '21	-



Demographics	Male						Female						Grand Total					
	Full-time		Part-time		Male Total		Full-time		Part-time		Female Total		Full-time		Part-time		Grand Total	
	#	%	#	%	#	%	#	%	#	%	#	%	#	%	#	%	#	%
Asian																		
American Indian / Alaskan Native																		
Black or African American																		
Hispanic																		
White	1	33.3%	1	33.3%	2	66.7%	1	33.3%			1	33.3%	2	66.7%	1	33.3%	3	100.0%
Native Hawaiian or Pacific Islander																		
Multiple Ethnicities																		
Unknown																		
Totals	1	33.3%	1	33.3%	2	66.7%	1	33.3%			1	33.3%	2	66.7%	1	33.3%	3	100.0%



Pre-Physician Assistant

CIP Code: 51.1102

Curriculum Code:

000AS0087

Program:

AS

Fall 2021

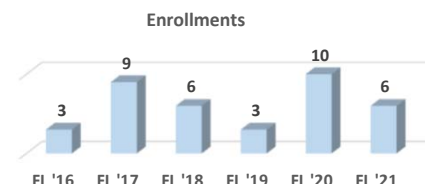
Total Enrollment:	6	100.0%	Male:	3	50.0%	FT:	4	66.7%	Avg Age:	21.6
Minority:	1	16.7%	Female:	3	50.0%	PT:	2	33.3%	Feeder Enrl:	5 83.3%

Feeder H.S. Enrollees

	#	%	Age	#	%
Carbondale	1	16.7%	< = 17		
Cartersville			18-20	3	50.0%
Crab Orchard			21-25	3	50.0%
DuQuoin			26-30		
Elverado			31-40		
Herrin	2	33.3%	41-50		
Johnston City			51-60		
Marion			61-70		
Murphysboro	2	33.3%	71-80		
West Frankfort			81+		
Trico			Unk		
Feeder H.S. Total	5	83.3%	Total	6	100.0%
Agape Christian			Avg	21.6	
GED			<21	3	50.0%
			>60		

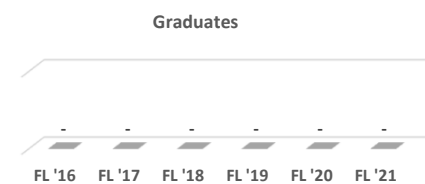
Enrollments

FL '16	3
FL '17	9
FL '18	6
FL '19	3
FL '20	10
FL '21	6



Graduates

FL '16	-
FL '17	-
FL '18	-
FL '19	-
FL '20	-
FL '21	-



Demographics	Male						Female						Grand Total					
	Full-time		Part-time		Male Total		Full-time		Part-time		Female Total		Full-time		Part-time		Grand Total	
	#	%	#	%	#	%	#	%	#	%	#	%	#	%	#	%	#	%
Asian																		
American Indian / Alaskan Native																		
Black or African American							1	16.7%			1	16.7%	1	16.7%			1	16.7%
Hispanic																		
White	2	33.3%			2	33.3%	1	16.7%	1	16.7%	2	33.3%	3	50.0%	1	16.7%	4	66.7%
Native Hawaiian or Pacific Islander																		
Multiple Ethnicities																		
Unknown			1	16.7%	1	16.7%									1	16.7%	1	16.7%
Totals	2	33.3%	1	16.7%	3	50.0%	2	33.3%	1	16.7%	3	50.0%	4	66.7%	2	33.3%	6	100.0%



Pre-Physician Assistant

Spring 2022

CIP Code:

51.1102

Curriculum Code:

000AS0087

Program:

AS

Total Enrollment:	5	100.0%	Male:	3	60.0%	FT:	4	80.0%	Avg Age:	25.1
Minority:			Female:	2	40.0%	PT:	1	20.0%	Feeder Enrl:	2 40.0%

Feeder H.S. Enrollees

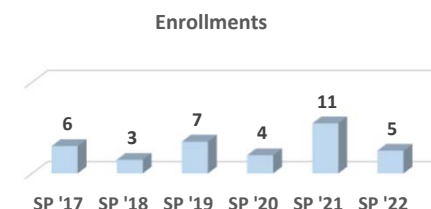
	#	%
Carbondale		
Carterville		
Crab Orchard		
DuQuoin	1	20.0%
Elverado		
Herrin	1	20.0%
Johnston City		
Marion		
Murphysboro		
West Frankfort		
Trico		
Feeder H.S. Total	2	40.0%
Agape Christian		
GED		

Age

	#	%
<= 17		
18-20	3	60.0%
21-25		
26-30		
31-40	2	40.0%
41-50		
51-60		
61-70		
71-80		
81+		
Unk		
Total	5	100.0%
Avg	25.1	
<21	3	60.0%
>60		

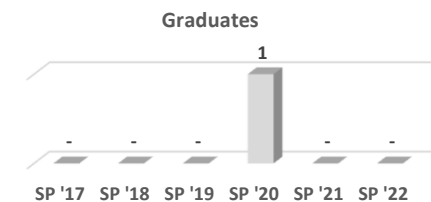
Enrollments

SP '17	6
SP '18	3
SP '19	7
SP '20	4
SP '21	11
SP '22	5



Graduates

SP '17	-
SP '18	-
SP '19	-
SP '20	1
SP '21	-
SP '22	-



Demographics	Male						Female						Grand Total					
	Full-time		Part-time		Male Total		Full-time		Part-time		Female Total		Full-time		Part-time		Grand Total	
	#	%	#	%	#	%	#	%	#	%	#	%	#	%	#	%	#	%
Asian																		
American Indian / Alaskan Native																		
Black or African American																		
Hispanic																		
White	2	40.0%			2	40.0%	1	20.0%	1	20.0%	2	40.0%	3	60.0%	1	20.0%	4	80.0%
Native Hawaiian or Pacific Islander																		
Multiple Ethnicities																		
Unknown	1	20.0%			1	20.0%							1	20.0%			1	20.0%
Totals	3	60.0%			3	60.0%	1	20.0%	1	20.0%	2	40.0%	4	80.0%	1	20.0%	5	100.0%

Associate in Science

Pre-Professional - Dental, Medicine, Optometry, Podiatry

CIP Code: 51.1199

Curriculum Code: 000AS0087



Pre-Professional - Dental, Medicine, Optometry, Podiatry

Summer 2021

CIP Code:

51.1199

Curriculum Code:

000AS0087

Program:

AS

Total Enrollment:	4	100.0%	Male:	2	50.0%	FT:	2	50.0%	Avg Age:	19.5
Minority:			Female:	2	50.0%	PT:	2	50.0%	Feeder Enrl:	2 50.0%

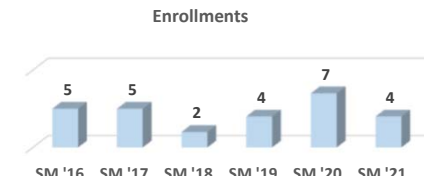
Feeder H.S. Enrollees

	#	%
Carbondale		
Cartersville		
Crab Orchard		
DuQuoin		
Elverado		
Herrin		
Johnston City		
Marion	1	25.0%
Murphysboro		
West Frankfort	1	25.0%
Trico		
Feeder H.S. Total	2	50.0%
Agape Christian		
GED		

Age	#	%
< = 17		
18-20	3	75.0%
21-25	1	25.0%
26-30		
31-40		
41-50		
51-60		
61-70		
71-80		
81+		
Unk		
Total	4	100.0%
Avg	19.5	
<21	3	75.0%
>60		

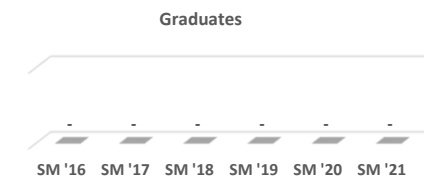
Enrollments

SM '16	5
SM '17	5
SM '18	2
SM '19	4
SM '20	7
SM '21	4



Graduates

SM '16	-
SM '17	-
SM '18	-
SM '19	-
SM '20	-
SM '21	-



Demographics	Male						Female						Grand Total					
	Full-time		Part-time		Male Total		Full-time		Part-time		Female Total		Full-time		Part-time		Grand Total	
	#	%	#	%	#	%	#	%	#	%	#	%	#	%	#	%	#	%
Asian																		
American Indian / Alaskan Native																		
Black or African American																		
Hispanic																		
White			1	25.0%	1	25.0%	1	25.0%	1	25.0%	2	50.0%	1	25.0%	2	50.0%	3	75.0%
Native Hawaiian or Pacific Islander																		
Multiple Ethnicities																		
Unknown	1	25.0%			1	25.0%							1	25.0%			1	25.0%
Totals	1	25.0%	1	25.0%	2	50.0%	1	25.0%	1	25.0%	2	50.0%	2	50.0%	2	50.0%	4	100.0%



Pre-Professional - Dental, Medicine, Optometry, Podiatry

CIP Code:

51.1199

Curriculum Code:

000AS0087

Program:

AS

Fall 2021

Total Enrollment:	14	100.0%	Male:	8	57.1%	FT:	11	78.6%	Avg Age:	20.9
Minority:	1	7.1%	Female:	6	42.9%	PT:	3	21.4%	Feeder Enrl:	11 78.6%

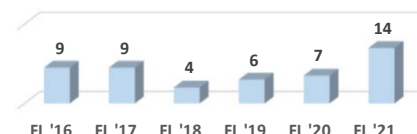
Feeder H.S. Enrollees

	#	%	Age	#	%
Carbondale	1	7.1%	< = 17		
Carterville	1	7.1%	18-20	11	78.6%
Crab Orchard	2	14.3%	21-25	2	14.3%
DuQuoin			26-30		
Elverado			31-40	1	7.1%
Herrin	2	14.3%	41-50		
Johnston City	1	7.1%	51-60		
Marion	1	7.1%	61-70		
Murphysboro	2	14.3%	71-80		
West Frankfort			81+		
Trico	1	7.1%	Unk		
Feeder H.S. Total	11	78.6%	Total	14	100.0%
Agape Christian			Avg	20.9	
GED			<21	11	78.6%
			>60		

Enrollments

FL '16	9
FL '17	9
FL '18	4
FL '19	6
FL '20	7
FL '21	14

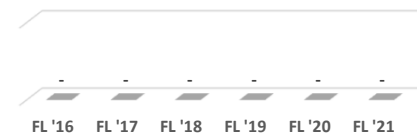
Enrollments



Graduates

FL '16	-
FL '17	-
FL '18	-
FL '19	-
FL '20	-
FL '21	-

Graduates



Demographics	Male						Female						Grand Total					
	Full-time		Part-time		Male Total		Full-time		Part-time		Female Total		Full-time		Part-time		Grand Total	
	#	%	#	%	#	%	#	%	#	%	#	%	#	%	#	%	#	%
Asian																		
American Indian / Alaskan Native																		
Black or African American																		
Hispanic	1	7.1%			1	7.1%							1	7.1%			1	7.1%
White	4	28.6%	2	14.3%	6	42.9%	5	35.7%	1	7.1%	6	42.9%	9	64.3%	3	21.4%	12	85.7%
Native Hawaiian or Pacific Islander																		
Multiple Ethnicities																		
Unknown	1	7.1%			1	7.1%							1	7.1%			1	7.1%
Totals	6	42.9%	2	14.3%	8	57.1%	5	35.7%	1	7.1%	6	42.9%	11	78.6%	3	21.4%	14	100.0%



Pre-Professional - Dental, Medicine, Optometry, Podiatry

Spring 2022

CIP Code:

51.1199

Curriculum Code:

000AS0087

Program:

AS

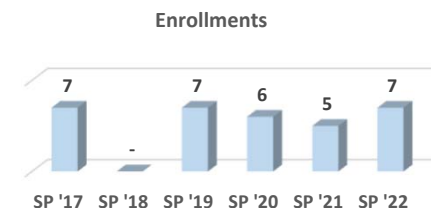
Total Enrollment:	7	100.0%	Male:	1	14.3%	FT:	6	85.7%	Avg Age:	19.8
Minority:			Female:	6	85.7%	PT:	1	14.3%	Feeder Enrl:	4 57.1%

Feeder H.S. Enrollees

	#	%	Age	#	%
Carbondale			< = 17	1	14.3%
Cartersville			18-20	5	71.4%
Crab Orchard	1	14.3%	21-25	1	14.3%
DuQuoin			26-30		
Elverado			31-40		
Herrin	1	14.3%	41-50		
Johnston City			51-60		
Marion	1	14.3%	61-70		
Murphysboro			71-80		
West Frankfort			81+		
Trico	1	14.3%	Unk		
Feeder H.S. Total	4	57.1%	Total	7	100.0%
Agape Christian			Avg	19.8	
GED			<21	6	85.7%
			>60		

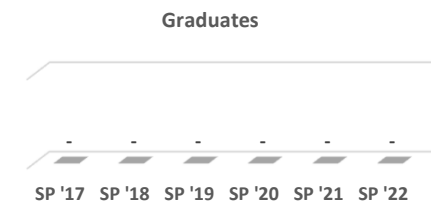
Enrollments

SP '17	7
SP '18	-
SP '19	7
SP '20	6
SP '21	5
SP '22	7



Graduates

SP '17	-
SP '18	-
SP '19	-
SP '20	-
SP '21	-
SP '22	-



Demographics	Male						Female						Grand Total					
	Full-time		Part-time		Male Total		Full-time		Part-time		Female Total		Full-time		Part-time		Grand Total	
	#	%	#	%	#	%	#	%	#	%	#	%	#	%	#	%	#	%
Asian																		
American Indian / Alaskan Native																		
Black or African American																		
Hispanic																		
White	1	14.3%			1	14.3%	5	71.4%	1	14.3%	6	85.7%	6	85.7%	1	14.3%	7	100.0%
Native Hawaiian or Pacific Islander																		
Multiple Ethnicities																		
Unknown																		
Totals	1	14.3%			1	14.3%	5	71.4%	1	14.3%	6	85.7%	6	85.7%	1	14.3%	7	100.0%

Associate in Science

Pre-Veterinary

CIP Code: **51.1104**

Curriculum Code: **000AS0087**



Pre-Veterinary

CIP Code: 51.1104

Curriculum Code: 000AS0087

Program: AS

Summer 2021

Total Enrollment:	3	100.0%	Male:	1	33.3%	FT:	2	66.7%	Avg Age:	21.2
Minority:	1	33.3%	Female:	2	66.7%	PT:	1	33.3%	Feeder Enrl:	1 33.3%

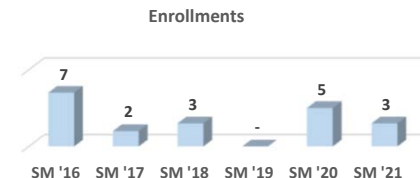
Feeder H.S. Enrollees

#	%
Carbondale	
Cartersville	
Crab Orchard	
DuQuoin	
Elverado	
Herrin	
Johnston City	
Marion	
Murphysboro	1 33.3%
West Frankfort	
Trico	
Feeder H.S. Total	1 33.3%
Agape Christian	
GED	

Age	#	%
< = 17		
18-20	1	33.3%
21-25	2	66.7%
26-30		
31-40		
41-50		
51-60		
61-70		
71-80		
81+		
Unk		
Total	3	100.0%
Avg	21.2	
<21	1	33.3%
>60		

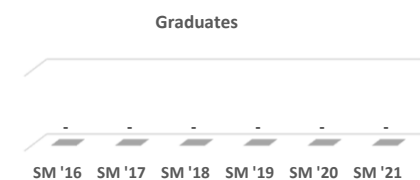
Enrollments

SM '16	7
SM '17	2
SM '18	3
SM '19	-
SM '20	5
SM '21	3



Graduates

SM '16	-
SM '17	-
SM '18	-
SM '19	-
SM '20	-
SM '21	-



Demographics	Male						Female						Grand Total					
	Full-time		Part-time		Male Total		Full-time		Part-time		Female Total		Full-time		Part-time		Grand Total	
	#	%	#	%	#	%	#	%	#	%	#	%	#	%	#	%	#	%
Asian																		
American Indian / Alaskan Native																		
Black or African American	1	33.3%			1	33.3%					1		1	33.3%			1	33.3%
Hispanic																		
White							1	33.3%	1	33.3%	2	66.7%	1	33.3%	1	33.3%	2	66.7%
Native Hawaiian or Pacific Islander																		
Multiple Ethnicities																		
Unknown																		
Totals	1	33.3%			1	33.3%	1	33.3%	1	33.3%	2	66.7%	2	66.7%	1	33.3%	3	100.0%



Pre-Veterinary

CIP Code:

51.1104

Curriculum Code:

000AS0087

Program:

AS

Fall 2021

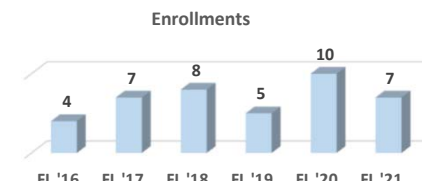
Total Enrollment:	7	100.0%	Male:	2	28.6%	FT:	4	57.1%	Avg Age:	19.8
Minority:	3	42.9%	Female:	5	71.4%	PT:	3	42.9%	Feeder Enrl:	3 42.9%

Feeder H.S. Enrollees

#	%	Age	#	%
Carbondale	1 14.3%	< = 17	6	85.7%
Cartersville		18-20	1	14.3%
Crab Orchard		21-25		
DuQuoin	1 14.3%	26-30		
Elverado		31-40		
Herrin		41-50		
Johnston City		51-60		
Marion		61-70		
Murphysboro	1 14.3%	71-80		
West Frankfort		81+		
Trico		Unk		
Feeder H.S. Total	3 42.9%	Total	7 100.0%	
Agape Christian		Avg	19.8	
GED		<21	6 85.7%	
		>60		

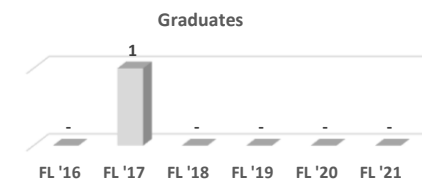
Enrollments

FL '16	4
FL '17	7
FL '18	8
FL '19	5
FL '20	10
FL '21	7



Graduates

FL '16	-
FL '17	1
FL '18	-
FL '19	-
FL '20	-
FL '21	-



Demographics	Male						Female						Grand Total					
	Full-time		Part-time		Male Total		Full-time		Part-time		Female Total		Full-time		Part-time		Grand Total	
	#	%	#	%	#	%	#	%	#	%	#	%	#	%	#	%	#	%
Asian																		
American Indian / Alaskan Native																		
Black or African American	1	14.3%	1	14.3%	2	28.6%	1	14.3%			1	14.3%	2	28.6%	1	14.3%	3	42.9%
Hispanic																		
White							2	28.6%	2	28.6%	4	57.1%	2	28.6%	2	28.6%	4	57.1%
Native Hawaiian or Pacific Islander																		
Multiple Ethnicities																		
Unknown																		
Totals	1	14.3%	1	14.3%	2	28.6%	3	42.9%	2	28.6%	5	71.4%	4	57.1%	3	42.9%	7	100.0%



Pre-Veterinary

CIP Code: 51.1104

Curriculum Code: 000AS0087

Program: AS

Spring 2022

Total Enrollment:	6	100.0%	Male:	2	33.3%	FT:	3	50.0%	Avg Age:	20.7
Minority:	3	50.0%	Female:	4	66.7%	PT:	3	50.0%	Feeder Enrl:	2 33.3%

Feeder H.S. Enrollees

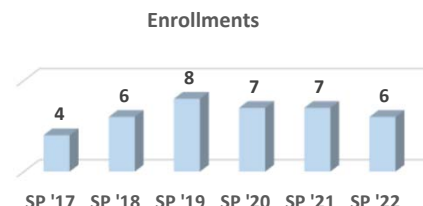
	#	%
Carbondale		
Carterville		
Crab Orchard		
DuQuoin		
Elverado		
Herrin		
Johnston City		
Marion	1	16.7%
Murphysboro	1	16.7%
West Frankfort		
Trico		
Feeder H.S. Total	2	33.3%
Agape Christian		
GED		

Age

	#	%
<= 17		
18-20	4	66.7%
21-25	2	33.3%
26-30		
31-40		
41-50		
51-60		
61-70		
71-80		
81+		
Unk		
Total	6	100.0%
Avg	20.7	
<21	4	66.7%
>60		

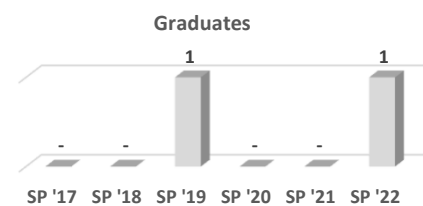
Enrollments

SP '17	4
SP '18	6
SP '19	8
SP '20	7
SP '21	7
SP '22	6



Graduates

SP '17	-
SP '18	-
SP '19	1
SP '20	-
SP '21	-
SP '22	1



Demographics	Male						Female						Grand Total					
	Full-time		Part-time		Male Total		Full-time		Part-time		Female Total		Full-time		Part-time		Grand Total	
	#	%	#	%	#	%	#	%	#	%	#	%	#	%	#	%	#	%
Asian																		
American Indian / Alaskan Native																		
Black or African American			1	16.7%	1	16.7%	1	16.7%			1	16.7%	1	16.7%	1	16.7%	2	33.3%
Hispanic																		
White							2	33.3%	1	16.7%	3	50.0%	2	33.3%	1	16.7%	3	50.0%
Native Hawaiian or Pacific Islander																		
Multiple Ethnicities			1	16.7%	1	16.7%									1	16.7%	1	16.7%
Unknown																		
Totals			2	33.3%	2	33.3%	3	50.0%	1	16.7%	4	66.7%	3	50.0%	3	50.0%	6	100.0%

JOHN A. LOGAN COLLEGE

FY 2021 – 22

John A. Logan College - Program Data
Associate in General Studies



Associate in General Studies

Associate in General Studies

CIP Code: **24.0102**

Curriculum Code: **AGS 1996**



Associate in General Studies

Summer 2021

CIP Code:

24.0102

Curriculum Code:

AGS 1996

Program:

AGS

Total Enrollment:	91	100.0%	Male:	12	13.2%	FT:	36	39.6%	Avg Age:	26.4
Minority:	15	16.5%	Female:	79	86.8%	PT:	55	60.4%	Feeder Enrl:	36 39.6%

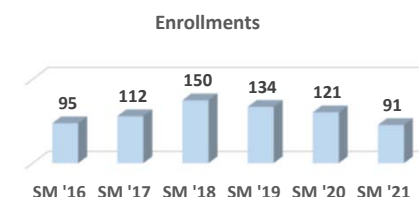
Feeder H.S. Enrollees

	#	%
Carbondale	7	7.7%
Carterville	5	5.5%
Crab Orchard	2	2.2%
DuQuoin		
Elverado	2	2.2%
Herrin	2	2.2%
Johnston City	2	2.2%
Marion	7	7.7%
Murphysboro	5	5.5%
West Frankfort	3	3.3%
Trico	1	1.1%
Feeder H.S. Total	36	39.6%
Agape Christian	1	1.1%
GED	8	8.8%

Age	#	%
<= 17	5	5.5%
18-20	23	25.3%
21-25	26	28.6%
26-30	13	14.3%
31-40	19	20.9%
41-50	3	3.3%
51-60	2	2.2%
61-70		
71-80		
81+		
Unk		
Total	91	100.0%
Avg	26.4	
<21	28	30.8%
>60		

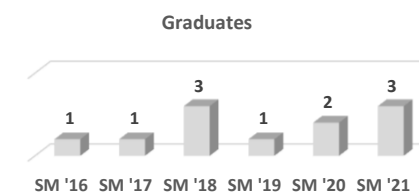
Enrollments

SM '16	95
SM '17	112
SM '18	150
SM '19	134
SM '20	121
SM '21	91



Graduates

SM '16	1
SM '17	1
SM '18	3
SM '19	1
SM '20	2
SM '21	3



Demographics	Male						Female						Grand Total					
	Full-time		Part-time		Male Total		Full-time		Part-time		Female Total		Full-time		Part-time		Grand Total	
	#	%	#	%	#	%	#	%	#	%	#	%	#	%	#	%	#	%
Asian																		
American Indian / Alaskan Native																		
Black or African American			1	1.1%	1	1.1%	4	4.4%	8	8.8%	12	13.2%	4	4.4%	9	9.9%	13	14.3%
Hispanic																		
White	6	6.6%	4	4.4%	10	11.0%	22	24.2%	34	37.4%	56	61.5%	28	30.8%	38	41.8%	66	72.5%
Native Hawaiian or Pacific Islander																		
Multiple Ethnicities							1	1.1%	1	1.1%	2	2.2%	1	1.1%	1	1.1%	2	2.2%
Unknown			1	1.1%	1	1.1%	3	3.3%	6	6.6%	9	9.9%	3	3.3%	7	7.7%	10	11.0%
Totals	6	6.6%	6	6.6%	12	13.2%	30	33.0%	49	53.8%	79	86.8%	36	39.6%	55	60.4%	91	100.0%



Associate in General Studies

Fall 2021

CIP Code:

24.0102

Curriculum Code:

AGS 1996

Program:

AGS

Total Enrollment:	173	100.0%	Male:	29	16.8%	FT:	67	38.7%	Avg Age:	25.2
Minority:	38	22.0%	Female:	144	83.2%	PT:	106	61.3%	Feeder Enrl:	86 49.7%

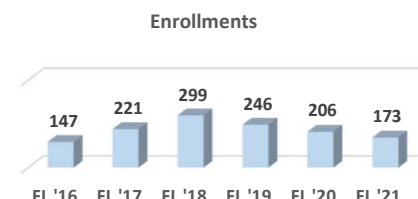
Feeder H.S. Enrollees

	#	%
Carbondale	20	11.6%
Carterville	9	5.2%
Crab Orchard	4	2.3%
DuQuoin	3	1.7%
Elverado	3	1.7%
Herrin	11	6.4%
Johnston City		
Marion	17	9.8%
Murphysboro	10	5.8%
West Frankfort	6	3.5%
Trico	3	1.7%
Feeder H.S. Total	86	49.7%
Agape Christian		
GED	15	8.7%

Age	#	%
<= 17	3	1.7%
18-20	67	38.7%
21-25	46	26.6%
26-30	29	16.8%
31-40	19	11.0%
41-50	4	2.3%
51-60	4	2.3%
61-70	1	0.6%
71-80		
81+		
Unk		
Total	173	100.0%
Avg	25.2	
<21	70	40.5%
>60	1	0.6%

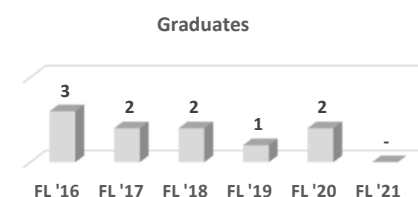
Enrollments

FL '16	147
FL '17	221
FL '18	299
FL '19	246
FL '20	206
FL '21	173



Graduates

FL '16	3
FL '17	2
FL '18	2
FL '19	1
FL '20	2
FL '21	-



Demographics	Male						Female						Grand Total					
	Full-time		Part-time		Male Total		Full-time		Part-time		Female Total		Full-time		Part-time		Grand Total	
	#	%	#	%	#	%	#	%	#	%	#	%	#	%	#	%	#	%
Asian	1	0.6%			1	0.6%			1	0.6%	1	0.6%	1	0.6%	1	0.6%	2	1.2%
American Indian / Alaskan Native									2	1.2%	2	1.2%			2	1.2%	2	1.2%
Black or African American	1	0.6%			1	0.6%	9	5.2%	22	12.7%	31	17.9%	10	5.8%	22	12.7%	32	18.5%
Hispanic																		
White	16	9.2%	9	5.2%	25	14.5%	36	20.8%	64	37.0%	100	57.8%	52	30.1%	73	42.2%	125	72.3%
Native Hawaiian or Pacific Islander							1	0.6%			1	0.6%	1	0.6%			1	0.6%
Multiple Ethnicities									1	0.6%	1	0.6%			1	0.6%	1	0.6%
Unknown	1	0.6%	1	0.6%	2	1.2%	2	1.2%	6	3.5%	8	4.6%	3	1.7%	7	4.0%	10	5.8%
Totals	19	11.0%	10	5.8%	29	16.8%	48	27.7%	96	55.5%	144	83.2%	67	38.7%	106	61.3%	173	100.0%



Associate in General Studies

Spring 2022

CIP Code:

24.0102

Curriculum Code:

AGS 1996

Program:

AGS

Total Enrollment:	158	100.0%	Male:	40	25.3%	FT:	55	34.8%	Avg Age:	26.2
Minority:	38	24.1%	Female:	118	74.7%	PT:	103	65.2%	Feeder Enrl:	73 46.2%

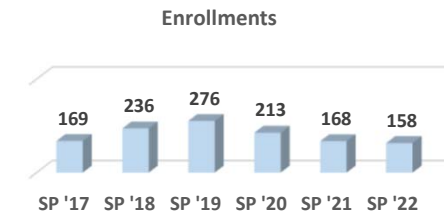
Feeder H.S. Enrollees

	#	%
Carbondale	14	8.9%
Carterville	5	3.2%
Crab Orchard	2	1.3%
DuQuoin	2	1.3%
Elverado	2	1.3%
Herrin	10	6.3%
Johnston City	1	0.6%
Marion	13	8.2%
Murphysboro	16	10.1%
West Frankfort	5	3.2%
Trico	3	1.9%
Feeder H.S. Total	73	46.2%
Agape Christian		
GED	10	6.3%

Age	#	%
< = 17	1	0.6%
18-20	58	36.7%
21-25	50	31.6%
26-30	15	9.5%
31-40	22	13.9%
41-50	7	4.4%
51-60	4	2.5%
61-70	1	0.6%
71-80		
81+		
Unk		
Total	158	100.0%
Avg	26.2	
<21	59	37.3%
>60	1	0.6%

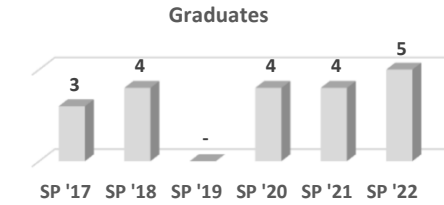
Enrollments

SP '17	169
SP '18	236
SP '19	276
SP '20	213
SP '21	168
SP '22	158



Graduates

SP '17	3
SP '18	4
SP '19	-
SP '20	4
SP '21	4
SP '22	5



Demographics	Male						Female						Grand Total					
	Full-time		Part-time		Male Total		Full-time		Part-time		Female Total		Full-time		Part-time		Grand Total	
	#	%	#	%	#	%	#	%	#	%	#	%	#	%	#	%	#	%
Asian			1	0.6%	1	0.6%			2	1.3%	2	1.3%			3	1.9%	3	1.9%
American Indian / Alaskan Native									1	0.6%	1	0.6%			1	0.6%	1	0.6%
Black or African American	2	1.3%	4	2.5%	6	3.8%	9	5.7%	14	8.9%	23	14.6%	11	7.0%	18	11.4%	29	18.4%
Hispanic	2	1.3%			2	1.3%			2	1.3%	2	1.3%	2	1.3%	2	1.3%	4	2.5%
White	15	9.5%	14	8.9%	29	18.4%	22	13.9%	60	38.0%	82	51.9%	37	23.4%	74	46.8%	111	70.3%
Native Hawaiian or Pacific Islander							1	0.6%			1	0.6%	1	0.6%			1	0.6%
Multiple Ethnicities																		
Unknown	2	1.3%			2	1.3%	2	1.3%	5	3.2%	7	4.4%	4	2.5%	5	3.2%	9	5.7%
Totals	21	13.3%	19	12.0%	40	25.3%	34	21.5%	84	53.2%	118	74.7%	55	34.8%	103	65.2%	158	100.0%

JOHN A. LOGAN COLLEGE

FY 2021 – 22

*John A. Logan College - Program Data
2-Year Associate in Applied Science*



2-Year Associate in Applied Science

Accounting

CIP Code: 52.0301

Curriculum Code: 00ACC0001



Accounting

CIP Code:

52.0301

Curriculum Code:

00ACC0001

Program:

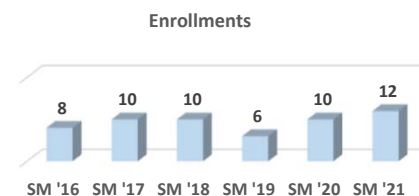
AAS

Summer 2021

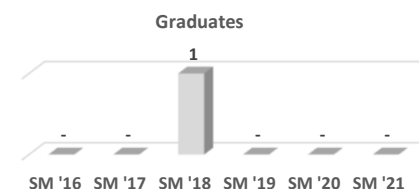
Total Enrollment:	12	100.0%	Male:	5	41.7%	FT:	4	33.3%	Avg Age:	32.9
Minority:	1	8.3%	Female:	7	58.3%	PT:	8	66.7%	Feeder Enrl:	6 50.0%

Feeder H.S. Enrollees	#	%	Age	#	%
Carbondale	1	8.3%	<= 17		
Cartersville	1	8.3%	18-20	2	16.7%
Crab Orchard			21-25	1	8.3%
DuQuoin			26-30	2	16.7%
Elverado	1	8.3%	31-40	5	41.7%
Herrin			41-50	1	8.3%
Johnston City			51-60	1	8.3%
Marion	1	8.3%	61-70		
Murphysboro	2	16.7%	71-80		
West Frankfort			81+		
Trico			Unk		
Feeder H.S. Total	6	50.0%	Total	12	100.0%
Agape Christian			Avg	32.9	
GED	1	8.3%	<21	2	16.7%
			>=60		

Enrollments	
SM '16	8
SM '17	10
SM '18	10
SM '19	6
SM '20	10
SM '21	12



Graduates	
SM '16	-
SM '17	-
SM '18	1
SM '19	-
SM '20	-
SM '21	-



Demographics	Male						Female						Grand Total					
	Full-time		Part-time		Male Total		Full-time		Part-time		Female Total		Full-time		Part-time		Grand Total	
	#	%	#	%	#	%	#	%	#	%	#	%	#	%	#	%	#	%
Asian																		
American Indian / Alaskan Native																		
Black or African American									1	8.3%	1	8.3%			1	8.3%	1	8.3%
Hispanic																		
White	1	8.3%	3	25.0%	4	33.3%	3	25.0%	3	25.0%	6	50.0%	4	33.3%	6	50.0%	10	83.3%
Native Hawaiian or Pacific Islander																		
Multiple Ethnicities																		
Unknown			1	8.3%	1	8.3%									1	8.3%	1	8.3%
Totals	1	8.3%	4	33.3%	5	41.7%	3	25.0%	4	33.3%	7	58.3%	4	33.3%	8	66.7%	12	100.0%



Accounting

CIP Code:

52.0301

Curriculum Code:

00ACC0001

Program:

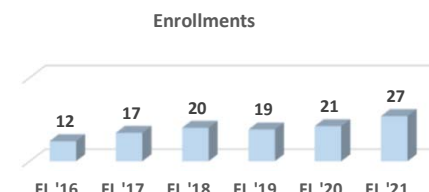
AAS

Fall 2021

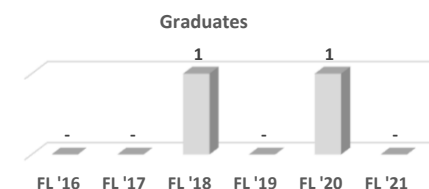
Total Enrollment:	27	100.0%	Male:	11	40.7%	FT:	7	25.9%	Avg Age:	30.2
Minority:	5	18.5%	Female:	16	59.3%	PT:	20	74.1%	Feeder Enrl:	16 59.3%

Feeder H.S. Enrollees	#	%	Age	#	%
Carbondale	2	7.4%	< = 17		
Cartersville	1	3.7%	18-20	6	22.2%
Crab Orchard			21-25	4	14.8%
DuQuoin	1	3.7%	26-30	7	25.9%
Elverado	3	11.1%	31-40	6	22.2%
Herrin	3	11.1%	41-50	3	11.1%
Johnston City	1	3.7%	51-60	1	3.7%
Marion	1	3.7%	61-70		
Murphysboro	3	11.1%	71-80		
West Frankfort	1	3.7%	81+		
Trico			Unk		
Feeder H.S. Total	16	59.3%	Total	27	100.0%
Agape Christian			Avg	30.2	
GED	1	3.7%	<21	6	22.2%
			>=60		

Enrollments	
FL '16	12
FL '17	17
FL '18	20
FL '19	19
FL '20	21
FL '21	27



Graduates	
FL '16	-
FL '17	-
FL '18	1
FL '19	-
FL '20	1
FL '21	-



Demographics	Male						Female						Grand Total					
	Full-time		Part-time		Male Total		Full-time		Part-time		Female Total		Full-time		Part-time		Grand Total	
	#	%	#	%	#	%	#	%	#	%	#	%	#	%	#	%	#	%
Asian	1	3.7%			1	3.7%							1	3.7%			1	3.7%
American Indian / Alaskan Native																		
Black or African American	1	3.7%	1	3.7%	2	7.4%			1	3.7%	1	3.7%	1	3.7%	2	7.4%	3	11.1%
Hispanic																		
White	4	14.8%	4	14.8%	8	29.6%	1	3.7%	13	48.1%	14	51.9%	5	18.5%	17	63.0%	22	81.5%
Native Hawaiian or Pacific Islander																		
Multiple Ethnicities									1	3.7%	1	3.7%			1	3.7%	1	3.7%
Unknown																		
Totals	6	22.2%	5	18.5%	11	40.7%	1	3.7%	15	55.6%	16	59.3%	7	25.9%	20	74.1%	27	100.0%



Accounting

CIP Code:

52.0301

Curriculum Code:

00ACC0001

Program:

AAS

Spring 2022

Total Enrollment:	9	100.0%	Male:	1	11.1%	FT:	3	33.3%	Avg Age:	27.1
Minority:	1	11.1%	Female:	8	88.9%	PT:	6	66.7%	Feeder Enrl:	5 55.6%

Feeder H.S. Enrollees

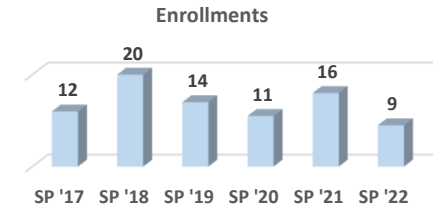
	#	%
Carbondale	2	22.2%
Carterville		
Crab Orchard	1	11.1%
DuQuoin		
Elverado	2	22.2%
Herrin		
Johnston City		
Marion		
Murphysboro		
West Frankfort		
Trico		
Feeder H.S. Total	5	55.6%
Agape Christian		
GED	1	11.1%

Age

	#	%
<= 17		
18-20	2	22.2%
21-25	3	33.3%
26-30	1	11.1%
31-40	2	22.2%
41-50	1	11.1%
51-60		
61-70		
71-80		
81+		
Unk		
Total	9	100.0%
Avg	27.1	
<21	2	22.2%
>=60		

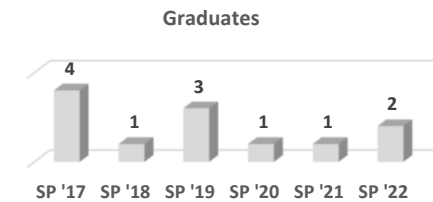
Enrollments

SP '17	12
SP '18	20
SP '19	14
SP '20	11
SP '21	16
SP '22	9



Graduates

SP '17	4
SP '18	1
SP '19	3
SP '20	1
SP '21	1
SP '22	2



Demographics	Male						Female						Grand Total					
	Full-time		Part-time		Male Total		Full-time		Part-time		Female Total		Full-time		Part-time		Grand Total	
	#	%	#	%	#	%	#	%	#	%	#	%	#	%	#	%	#	%
Asian																		
American Indian / Alaskan Native	1	11.1%			1	11.1%							1	11.1%			1	11.1%
Black or African American																		
Hispanic																		
White							2	22.2%	6	66.7%	8	88.9%	2	22.2%	6	66.7%	8	88.9%
Native Hawaiian or Pacific Islander																		
Multiple Ethnicities																		
Unknown																		
Totals	1	11.1%			1	11.1%	2	22.2%	6	66.7%	8	88.9%	3	33.3%	6	66.7%	9	100.0%

2-Year Associate in Applied Science

Administrative Assistant

CIP Code: 52.0402

Curriculum Code: 00BUS0009



Administrative Assistant

Summer 2021

CIP Code:

52.0402

Curriculum Code:

00BUS0009

Program:

AAS

Total Enrollment:	5	100.0%	Male:			FT:	3	60.0%	Avg Age:	34.6
Minority:			Female:	5	100.0%	PT:	2	40.0%	Feeder Enrl:	3 60.0%

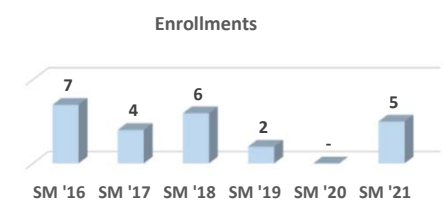
Feeder H.S. Enrollees

	#	%
Carbondale	1	20.0%
Cartersville		
Crab Orchard		
DuQuoin		
Elverado		
Herrin	1	20.0%
Johnston City		
Marion		
Murphysboro	1	20.0%
West Frankfort		
Trico		
Feeder H.S. Total	3	60.0%
Agape Christian		
GED	1	20.0%

Age	#	%
<= 17		
18-20	2	40.0%
21-25		
26-30		
31-40		
41-50	3	60.0%
51-60		
61-70		
71-80		
81+		
Unk		
Total	5	100.0%
Avg	34.6	
<21	2	40.0%
>60		

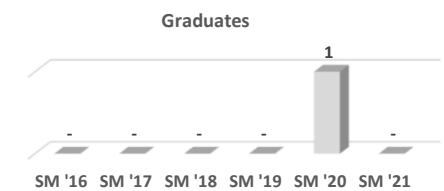
Enrollments

SM '16	7
SM '17	4
SM '18	6
SM '19	2
SM '20	-
SM '21	5



Graduates

SM '16	-
SM '17	-
SM '18	-
SM '19	-
SM '20	1
SM '21	-



Demographics	Male						Female						Grand Total					
	Full-time		Part-time		Male Total		Full-time		Part-time		Female Total		Full-time		Part-time		Grand Total	
	#	%	#	%	#	%	#	%	#	%	#	%	#	%	#	%	#	%
Asian																		
American Indian / Alaskan Native																		
Black or African American																		
Hispanic																		
White							3	60.0%	2	40.0%	5	100.0%	3	60.0%	2	40.0%	5	100.0%
Native Hawaiian or Pacific Islander																		
Multiple Ethnicities																		
Unknown																		
Totals							3	60.0%	2	40.0%	5	100.0%	3	60.0%	2	40.0%	5	100.0%



Administrative Assistant

Fall 2021

CIP Code:

52.0402

Curriculum Code:

00BUS0009

Program:

AAS

Total Enrollment:	15	100.0%	Male:			FT:	6	40.0%	Avg Age:	37.1
Minority:	1	6.7%	Female:	15	100.0%	PT:	9	60.0%	Feeder Enrl:	8 53.3%

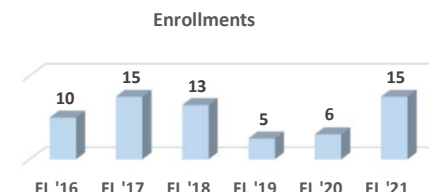
Feeder H.S. Enrollees

	#	%
Carbondale	2	13.3%
Cartersville		
Crab Orchard	1	6.7%
DuQuoin		
Elverado		
Herrin	1	6.7%
Johnston City	1	6.7%
Marion	1	6.7%
Murphysboro	1	6.7%
West Frankfort	1	6.7%
Trico		
Feeder H.S. Total	8	53.3%
Agape Christian		
GED	3	20.0%

Age	#	%
<= 17		
18-20	2	13.3%
21-25	2	13.3%
26-30	1	6.7%
31-40	3	20.0%
41-50	5	33.3%
51-60	2	13.3%
61-70		
71-80		
81+		
Unk		
Total	15	100.0%
Avg	37.1	
<21	2	13.3%
>60		

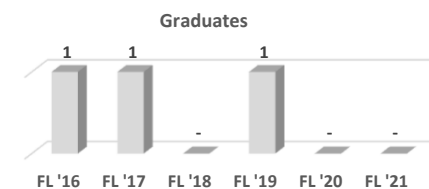
Enrollments

FL '16	10
FL '17	15
FL '18	13
FL '19	5
FL '20	6
FL '21	15



Graduates

FL '16	1
FL '17	1
FL '18	-
FL '19	1
FL '20	-
FL '21	-



Demographics	Male						Female						Grand Total					
	Full-time		Part-time		Male Total		Full-time		Part-time		Female Total		Full-time		Part-time		Grand Total	
	#	%	#	%	#	%	#	%	#	%	#	%	#	%	#	%	#	%
Asian																		
American Indian / Alaskan Native																		
Black or African American							1	6.7%			1	6.7%	1	6.7%			1	6.7%
Hispanic																		
White							5	33.3%	9	60.0%	14	93.3%	5	33.3%	9	60.0%	14	93.3%
Native Hawaiian or Pacific Islander																		
Multiple Ethnicities																		
Unknown																		
Totals							6	40.0%	9	60.0%	15	100.0%	6	40.0%	9	60.0%	15	100.0%



Administrative Assistant

Spring 2022

CIP Code:

52.0402

Curriculum Code:

00BUS0009

Program:

AAS

Total Enrollment:	14	100.0%	Male:			FT:	9	64.3%	Avg Age:	34.5	
Minority:	1	7.1%	Female:	14	100.0%	PT:	5	35.7%	Feeder Enrl:	8	57.1%

Feeder H.S. Enrollees

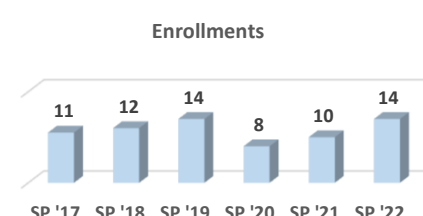
	#	%
Carbondale	2	14.3%
Carterville		
Crab Orchard	1	7.1%
DuQuoin		
Elverado		
Herrin	2	14.3%
Johnston City		
Marion		
Murphysboro	2	14.3%
West Frankfort	1	7.1%
Trico		
Feeder H.S. Total	8	57.1%
Agape Christian		
GED	4	28.6%

Age

	#	%
< = 17		
18-20	4	28.6%
21-25	1	7.1%
26-30	2	14.3%
31-40	1	7.1%
41-50	5	35.7%
51-60	1	7.1%
61-70		
71-80		
81+		
Unk		
Total	14	100.0%
Avg	34.5	
<21	4	28.6%
>60		

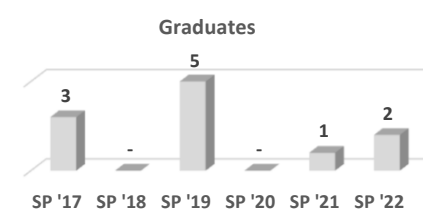
Enrollments

SP '17	11
SP '18	12
SP '19	14
SP '20	8
SP '21	10
SP '22	14



Graduates

SP '17	3
SP '18	-
SP '19	5
SP '20	-
SP '21	1
SP '22	2



Demographics	Male						Female						Grand Total					
	Full-time		Part-time		Male Total		Full-time		Part-time		Female Total		Full-time		Part-time		Grand Total	
	#	%	#	%	#	%	#	%	#	%	#	%	#	%	#	%	#	%
Asian																		
American Indian / Alaskan Native																		
Black or African American							1	7.1%			1	7.1%	1	7.1%			1	7.1%
Hispanic																		
White							8	57.1%	5	35.7%	13	92.9%	8	57.1%	5	35.7%	13	92.9%
Native Hawaiian or Pacific Islander																		
Multiple Ethnicities																		
Unknown																		
Totals							9	64.3%	5	35.7%	14	100.0%	9	64.3%	5	35.7%	14	100.0%

2-Year Associate in Applied Science

Agribusiness Management

CIP Code: *01.0101*

Curriculum Code: *AGR 2021*



Agribusiness Management

CIP Code:

01.0101

Curriculum Code:

AGR 2021

Program:

AAS

Summer 2021

Total Enrollment:

Male:

FT:

Avg Age:

Minority:

Female:

PT:

Feeder Enrl:

Feeder H.S. Enrollees

Carbondale
Carterville
Crab Orchard
DuQuoin
Elverado
Herrin
Johnston City
Marion
Murphysboro
West Frankfort
Trico
Feeder H.S. Total

Agape Christian
GED

#

%

Age

<= 17
18-20
21-25
26-30
31-40
41-50
51-60
61-70
71-80
81+
Unk
Total
Avg
<21
>60

#

%

Enrollments

SM '16
SM '17
SM '18
SM '19
SM '20
SM '21

Enrollments

SM '16 SM '17 SM '18 SM '19 SM '20 SM '21

Graduates

SM '16
SM '17
SM '18
SM '19
SM '20
SM '21

Graduates

SM '16 SM '17 SM '18 SM '19 SM '20 SM '21

Demographics	Male						Female						Grand Total					
	Full-time		Part-time		Male Total		Full-time		Part-time		Female Total		Full-time		Part-time		Grand Total	
	#	%	#	%	#	%	#	%	#	%	#	%	#	%	#	%	#	%
Asian																		
American Indian / Alaskan Native																		
Black or African American																		
Hispanic																		
White																		
Native Hawaiian or Pacific Islander																		
Multiple Ethnicities																		
Unknown																		
Totals																		



Agribusiness Management

CIP Code:

01.0101

Curriculum Code:

AGR 2021

Program:

AAS

#REF!

Total Enrollment: 1 100.0%

Minority:

Male: 1 100.0%

Female: 1 100.0%

FT: 1 100.0%

PT:

Avg Age: 19.3

Feeder Enrl: 1 100.0%


Feeder H.S. Enrollees

	#	%
Carbondale		
Carterville		
Crab Orchard	1	100.0%
DuQuoin		
Elverado		
Herrin		
Johnston City		
Marion		
Murphysboro		
West Frankfort		
Trico		
Feeder H.S. Total	1	100.0%
Agape Christian		
GED		

Age	#	%
< = 17		
18-20	1	100.0%
21-25		
26-30		
31-40		
41-50		
51-60		
61-70		
71-80		
81+		
Unk		
Total	1	100.0%
Avg	19.3	
<21	1	100.0%
>60		

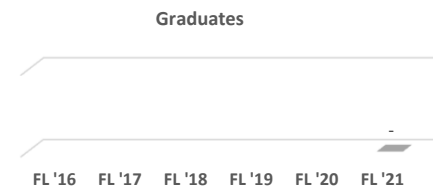
Enrollments

FL '16	
FL '17	
FL '18	
FL '19	
FL '20	
FL '21	1



Graduates

FL '16	
FL '17	
FL '18	
FL '19	
FL '20	
FL '21	-



Demographics	Male						Female						Grand Total					
	Full-time		Part-time		Male Total		Full-time		Part-time		Female Total		Full-time		Part-time		Grand Total	
	#	%	#	%	#	%	#	%	#	%	#	%	#	%	#	%	#	%
Asian																		
American Indian / Alaskan Native																		
Black or African American																		
Hispanic																		
White							1	100.0%			1	100.0%	1	100.0%			1	100.0%
Native Hawaiian or Pacific Islander																		
Multiple Ethnicities																		
Unknown																		
Totals							1	100.0%			1	100.0%	1	100.0%			1	100.0%



Agribusiness Management

###

CIP Code:

01.0101

Curriculum Code:

AGR 2021

Program:

AAS

Total Enrollment:

1 100.0%

Male:

FT:

1 100.0%

Avg Age:

19.8

Minority:

Female: 1 100.0%

PT:

Feeder Enrl:

1 100.0%

Feeder H.S. Enrollees


	#	%
Carbondale		
Carterville		
Crab Orchard	1	100.0%
DuQuoin		
Elverado		
Herrin		
Johnston City		
Marion		
Murphysboro		
West Frankfort		
Trico		
Feeder H.S. Total	1	100.0%
Agape Christian		
GED		

Age	#	%
<= 17		
18-20	1	100.0%
21-25		
26-30		
31-40		
41-50		
51-60		
61-70		
71-80		
81+		
Unk		
Total	1	100.0%
Avg	19.8	
<21	1	100.0%
>60		

Enrollments



Graduates



Demographics	Male						Female						Grand Total					
	Full-time		Part-time		Male Total		Full-time		Part-time		Female Total		Full-time		Part-time		Grand Total	
	#	%	#	%	#	%	#	%	#	%	#	%	#	%	#	%	#	%
Asian																		
American Indian / Alaskan Native																		
Black or African American																		
Hispanic																		
White							1	100.0%			1	100.0%	1	100.0%			1	100.0%
Native Hawaiian or Pacific Islander																		
Multiple Ethnicities																		
Unknown																		
Totals							1	100.0%			1	100.0%	1	100.0%			1	100.0%

2-Year Associate in Applied Science

ASL/Deaf Studies

CIP Code: **16.1603**

Curriculum Code: **IPP 2009**



ASL/Deaf Studies

CIP Code:

16.1603

Curriculum Code:

IPP 2009

Program:

AAS

Summer 2021

Total Enrollment:	7	100.0%	Male:	2	28.6%	FT:	2	28.6%	Avg Age:	23.2
Minority:			Female:	5	71.4%	PT:	5	71.4%	Feeder Enrl:	5 71.4%

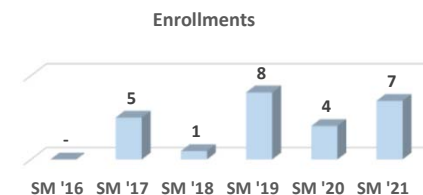
Feeder H.S. Enrollees

	#	%
Carbondale	1	14.3%
Cartersville	2	28.6%
Crab Orchard		
DuQuoin		
Elverado		
Herrin	1	14.3%
Johnston City		
Marion	1	14.3%
Murphysboro		
West Frankfort		
Trico		
Feeder H.S. Total	5	71.4%
Agape Christian		
GED	1	14.3%

Age	#	%
<= 17	2	28.6%
18-20	2	28.6%
21-25	1	14.3%
26-30		
31-40	2	28.6%
41-50		
51-60		
61-70		
71-80		
81+		
Unk		
Total	7	100.0%
Avg	23.2	
<21	4	57.1%
>60		

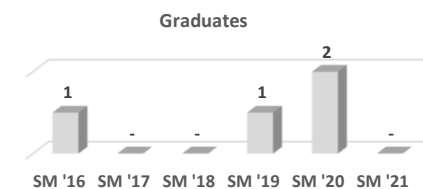
Enrollments

SM '16	-
SM '17	5
SM '18	1
SM '19	8
SM '20	4
SM '21	7



Graduates

SM '16	1
SM '17	-
SM '18	-
SM '19	1
SM '20	2
SM '21	-



Demographics	Male						Female						Grand Total					
	Full-time		Part-time		Male Total		Full-time		Part-time		Female Total		Full-time		Part-time		Grand Total	
	#	%	#	%	#	%	#	%	#	%	#	%	#	%	#	%	#	%
Asian																		
American Indian / Alaskan Native																		
Black or African American																		
Hispanic																		
White									5	71.4%	5	71.4%			5	71.4%	5	71.4%
Native Hawaiian or Pacific Islander																		
Multiple Ethnicities																		
Unknown	2	28.6%			2	28.6%							2	28.6%			2	28.6%
Totals	2	28.6%			2	28.6%			5	71.4%	5	71.4%	2	28.6%	5	71.4%	7	100.0%



ASL/Deaf Studies

CIP Code:

16.1603

Curriculum Code:

IPP 2009

Program:

AAS

Fall 2021

Total Enrollment:	5	100.0%	Male:			FT:	2	40.0%	Avg Age:	27.3
Minority:			Female:	5	100.0%	PT:	3	60.0%	Feeder Enrl:	3 60.0%

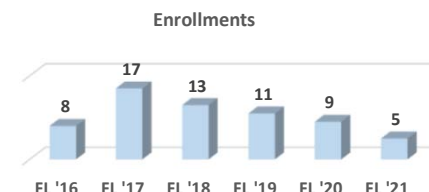
Feeder H.S. Enrollees

	#	%
Carbondale	1	20.0%
Cartersville	1	20.0%
Crab Orchard		
DuQuoin		
Elverado		
Herrin		
Johnston City		
Marion		
Murphysboro	1	20.0%
West Frankfort		
Trico		
Feeder H.S. Total	3	60.0%
Agape Christian		
GED		

Age	#	%
<= 17		
18-20	2	40.0%
21-25		
26-30	1	20.0%
31-40	2	40.0%
41-50		
51-60		
61-70		
71-80		
81+		
Unk		
Total	5	100.0%
Avg	27.3	
<21	2	40.0%
>60		

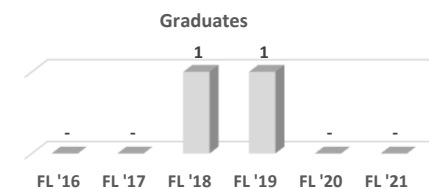
Enrollments

FL '16	8
FL '17	17
FL '18	13
FL '19	11
FL '20	9
FL '21	5



Graduates

FL '16	-
FL '17	-
FL '18	1
FL '19	1
FL '20	-
FL '21	-



Demographics	Male						Female						Grand Total					
	Full-time		Part-time		Male Total		Full-time		Part-time		Female Total		Full-time		Part-time		Grand Total	
	#	%	#	%	#	%	#	%	#	%	#	%	#	%	#	%	#	%
Asian																		
American Indian / Alaskan Native																		
Black or African American																		
Hispanic																		
White							2	40.0%	3	60.0%	5	100.0%	2	40.0%	3	60.0%	5	100.0%
Native Hawaiian or Pacific Islander																		
Multiple Ethnicities																		
Unknown																		
Totals							2	40.0%	3	60.0%	5	100.0%	2	40.0%	3	60.0%	5	100.0%



ASL/Deaf Studies

Spring 2022

CIP Code:

16.1603

Curriculum Code:

IPP 2009

Program:

AAS

Total Enrollment:	7	100.0%	Male:			FT:	4	57.1%	Avg Age:	29.0
Minority:	1	14.3%	Female:	7	100.0%	PT:	3	42.9%	Feeder Enrl:	2 28.6%

Feeder H.S. Enrollees

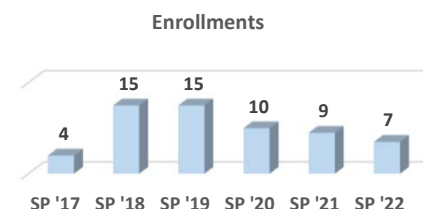
	#	%
Carbondale	1	14.3%
Carterville	1	14.3%
Crab Orchard		
DuQuoin		
Elverado		
Herrin		
Johnston City		
Marion		
Murphysboro		
West Frankfort		
Trico		
Feeder H.S. Total	2	28.6%
Agape Christian		
GED	1	14.3%

Age

	#	%
< = 17		
18-20	2	28.6%
21-25	1	14.3%
26-30	1	14.3%
31-40	3	42.9%
41-50		
51-60		
61-70		
71-80		
81+		
Unk		
Total	7	100.0%
Avg	29.0	
<21	2	28.6%
>60		

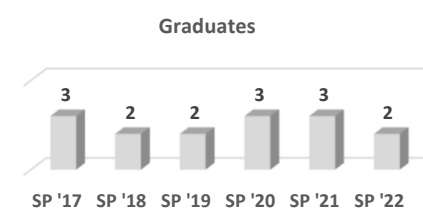
Enrollments

SP '17	4
SP '18	15
SP '19	15
SP '20	10
SP '21	9
SP '22	7



Graduates

SP '17	3
SP '18	2
SP '19	2
SP '20	3
SP '21	3
SP '22	2



Demographics	Male						Female						Grand Total					
	Full-time		Part-time		Male Total		Full-time		Part-time		Female Total		Full-time		Part-time		Grand Total	
	#	%	#	%	#	%	#	%	#	%	#	%	#	%	#	%	#	%
Asian																		
American Indian / Alaskan Native																		
Black or African American																		
Hispanic																		
White							3	42.9%	2	28.6%	5	71.4%	3	42.9%	2	28.6%	5	71.4%
Native Hawaiian or Pacific Islander																		
Multiple Ethnicities									1	14.3%	1	14.3%			1	14.3%	1	14.3%
Unknown							1	14.3%			1	14.3%	1	14.3%			1	14.3%
Totals							4	57.1%	3	42.9%	7	100.0%	4	57.1%	3	42.9%	7	100.0%

2-Year Associate in Applied Science

Automotive Collision Technology

CIP Code: 47.0603

Curriculum Code: ACT 2004



Automotive Collision Technology

Summer 2021

CIP Code:

47.0603

Curriculum Code:

ACT 2004

Program:

AAS

Total Enrollment:	8	100.0%	Male:	8	100.0%	FT:	1	12.5%	Avg Age:	22.9	
Minority:	2	25.0%	Female:			PT:	7	87.5%	Feeder Enrl:	4	50.0%

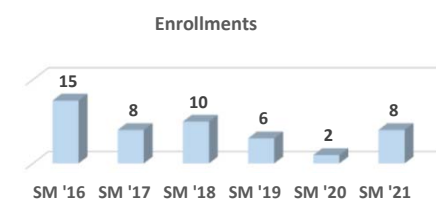
Feeder H.S. Enrollees

	#	%
Carbondale	1	12.5%
Carterville		
Crab Orchard	1	12.5%
DuQuoin		
Elverado		
Herrin	1	12.5%
Johnston City		
Marion		
Murphysboro	1	12.5%
West Frankfort		
Trico		
Feeder H.S. Total	4	50.0%
Agape Christian		
GED		

Age	#	%
<= 17		
18-20	3	37.5%
21-25	4	50.0%
26-30		
31-40	1	12.5%
41-50		
51-60		
61-70		
71-80		
81+		
Unk		
Total	8	100.0%
Avg	22.9	
<21	3	37.5%
>60		

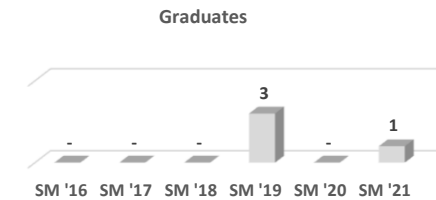
Enrollments

SM '16	15
SM '17	8
SM '18	10
SM '19	6
SM '20	2
SM '21	8



Graduates

SM '16	-
SM '17	-
SM '18	-
SM '19	3
SM '20	-
SM '21	1



Demographics	Male						Female						Grand Total					
	Full-time		Part-time		Male Total		Full-time		Part-time		Female Total		Full-time		Part-time		Grand Total	
	#	%	#	%	#	%	#	%	#	%	#	%	#	%	#	%	#	%
Asian																		
American Indian / Alaskan Native																		
Black or African American			1	12.5%	1	12.5%									1	12.5%	1	12.5%
Hispanic																		
White	1	12.5%	2	25.0%	3	37.5%							1	12.5%	2	25.0%	3	37.5%
Native Hawaiian or Pacific Islander																		
Multiple Ethnicities			1	12.5%	1	12.5%									1	12.5%	1	12.5%
Unknown			3	37.5%	3	37.5%									3	37.5%	3	37.5%
Totals	1	12.5%	7	87.5%	8	100.0%							1	12.5%	7	87.5%	8	100.0%



Automotive Collision Technology

Fall 2021

CIP Code:

47.0603

Curriculum Code:

ACT 2004

Program:

AAS

Total Enrollment:	13	100.0%	Male:	13	100.0%	FT:	3	23.1%	Avg Age:	38.1
Minority:	3	23.1%	Female:			PT:	10	76.9%	Feeder Enrl:	2 15.4%

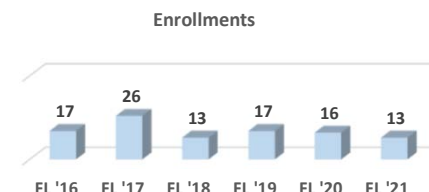
Feeder H.S. Enrollees

	#	%
Carbondale	2	15.4%
Cartersville		
Crab Orchard		
DuQuoin		
Elverado		
Herrin		
Johnston City		
Marion		
Murphysboro		
West Frankfort		
Trico		
Feeder H.S. Total	2	15.4%
Agape Christian		
GED	1	7.7%

Age	#	%
< = 17		
18-20	2	15.4%
21-25	4	30.8%
26-30	1	7.7%
31-40	2	15.4%
41-50	1	7.7%
51-60		
61-70	1	7.7%
71-80	2	15.4%
81+		
Unk		
Total	13	100.0%
Avg	38.1	
<21	2	15.4%
>60	3	23.1%

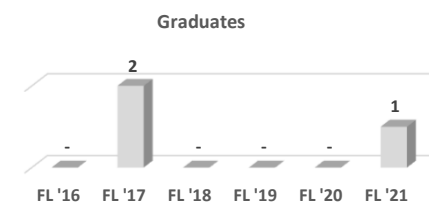
Enrollments

FL '16	17
FL '17	26
FL '18	13
FL '19	17
FL '20	16
FL '21	13



Graduates

FL '16	-
FL '17	2
FL '18	-
FL '19	-
FL '20	-
FL '21	1



Demographics	Male						Female						Grand Total					
	Full-time		Part-time		Male Total		Full-time		Part-time		Female Total		Full-time		Part-time		Grand Total	
	#	%	#	%	#	%	#	%	#	%	#	%	#	%	#	%	#	%
Asian																		
American Indian / Alaskan Native																		
Black or African American	1	7.7%	1	7.7%	2	15.4%							1	7.7%	1	7.7%	2	15.4%
Hispanic			1	7.7%	1	7.7%									1	7.7%	1	7.7%
White	1	7.7%	8	61.5%	9	69.2%							1	7.7%	8	61.5%	9	69.2%
Native Hawaiian or Pacific Islander																		
Multiple Ethnicities																		
Unknown	1	7.7%			1	7.7%							1	7.7%			1	7.7%
Totals	3	23.1%	10	76.9%	13	100.0%							3	23.1%	10	76.9%	13	100.0%



Automotive Collision Technology

Spring 2022

CIP Code:

47.0603

Curriculum Code:

ACT 2004

Program:

AAS

Total Enrollment:	8	100.0%	Male:	8	100.0%	FT:	5	62.5%	Avg Age:	37.1
Minority:	1	12.5%	Female:			PT:	3	37.5%	Feeder Enrl:	4 50.0%

Feeder H.S. Enrollees

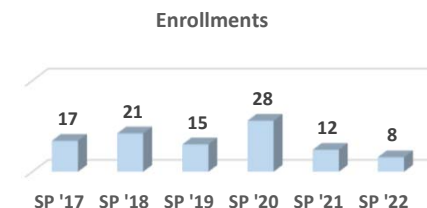
	#	%
Carbondale	1	12.5%
Carterville	1	12.5%
Crab Orchard		
DuQuoin		
Elverado		
Herrin		
Johnston City	2	25.0%
Marion		
Murphysboro		
West Frankfort		
Trico		
Feeder H.S. Total	4	50.0%
Agape Christian		
GED		

Age

	#	%
<= 17		
18-20	2	25.0%
21-25	2	25.0%
26-30	1	12.5%
31-40		
41-50		
51-60	1	12.5%
61-70	2	25.0%
71-80		
81+		
Unk		
Total	8	100.0%
Avg	37.1	
<21	2	25.0%
>60	2	25.0%

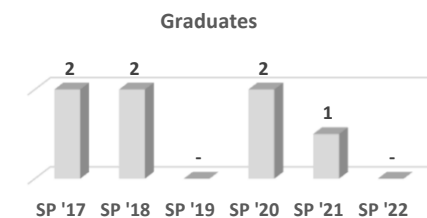
Enrollments

SP '17	17
SP '18	21
SP '19	15
SP '20	28
SP '21	12
SP '22	8



Graduates

SP '17	2
SP '18	2
SP '19	-
SP '20	2
SP '21	1
SP '22	-



Demographics	Male						Female						Grand Total					
	Full-time		Part-time		Male Total		Full-time		Part-time		Female Total		Full-time		Part-time		Grand Total	
	#	%	#	%	#	%	#	%	#	%	#	%	#	%	#	%	#	%
Asian																		
American Indian / Alaskan Native																		
Black or African American																		
Hispanic			1	12.5%	1	12.5%									1	12.5%	1	12.5%
White	4	50.0%	2	25.0%	6	75.0%							4	50.0%	2	25.0%	6	75.0%
Native Hawaiian or Pacific Islander																		
Multiple Ethnicities																		
Unknown	1	12.5%			1	12.5%							1	12.5%			1	12.5%
Totals	5	62.5%	3	37.5%	8	100.0%							5	62.5%	3	37.5%	8	100.0%

2-Year Associate in Applied Science

Automotive Services Technology

CIP Code: 47.0604

Curriculum Code: 00AST0004



Automotive Services Technology

Summer 2021

CIP Code:

47.0604

Curriculum Code:

00AST0004

Program:

AAS

Total Enrollment:	2	100.0%	Male:	2	100.0%	FT:	1	50.0%	Avg Age:	19.8
Minority:			Female:			PT:	1	50.0%	Feeder Enrl:	1 50.0%

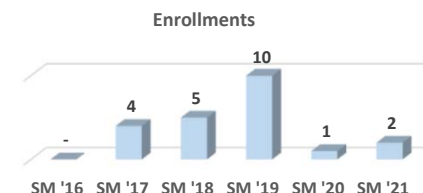
Feeder H.S. Enrollees

	#	%
Carbondale	1	50.0%
Cartersville		
Crab Orchard		
DuQuoin		
Elverado		
Herrin		
Johnston City		
Marion		
Murphysboro		
West Frankfort		
Trico		
Feeder H.S. Total	1	50.0%
Agape Christian		
GED		

Age	#	%
<= 17		
18-20	2	100.0%
21-25		
26-30		
31-40		
41-50		
51-60		
61-70		
71-80		
81+		
Unk		
Total	2	100.0%
Avg	19.8	
<21	2	100.0%
>60		

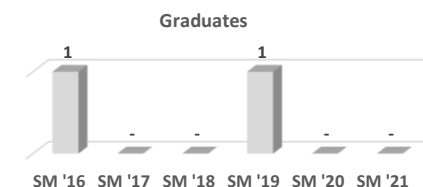
Enrollments

SM '16	-
SM '17	4
SM '18	5
SM '19	10
SM '20	1
SM '21	2



Graduates

SM '16	1
SM '17	-
SM '18	-
SM '19	1
SM '20	-
SM '21	-



Demographics	Male						Female						Grand Total					
	Full-time		Part-time		Male Total		Full-time		Part-time		Female Total		Full-time		Part-time		Grand Total	
	#	%	#	%	#	%	#	%	#	%	#	%	#	%	#	%	#	%
Asian																		
American Indian / Alaskan Native																		
Black or African American																		
Hispanic																		
White			1	50.0%	1	50.0%									1	50.0%	1	50.0%
Native Hawaiian or Pacific Islander																		
Multiple Ethnicities																		
Unknown	1	50.0%			1	50.0%							1	50.0%			1	50.0%
Totals	1	50.0%	1	50.0%	2	100.0%							1	50.0%	1	50.0%	2	100.0%



Automotive Services Technology

Fall 2021

CIP Code:

47.0604

Curriculum Code:

00AST0004

Program:

AAS

Total Enrollment:	18	100.0%	Male:	17	94.4%	FT:	17	94.4%	Avg Age:	24.7
Minority:	3	16.7%	Female:	1	5.6%	PT:	1	5.6%	Feeder Enrl:	13 72.2%

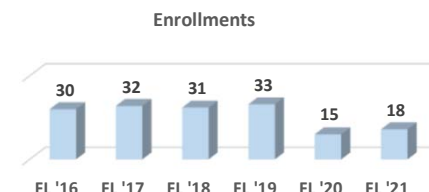
Feeder H.S. Enrollees

	#	%
Carbondale	6	33.3%
Cartersville	2	11.1%
Crab Orchard		
DuQuoin		
Elverado	1	5.6%
Herrin	1	5.6%
Johnston City	2	11.1%
Marion		
Murphysboro	1	5.6%
West Frankfort		
Trico		
Feeder H.S. Total	13	72.2%
Agape Christian		
GED		

Age	#	%
< = 17		
18-20	13	72.2%
21-25	1	5.6%
26-30		
31-40	3	16.7%
41-50		
51-60	1	5.6%
61-70		
71-80		
81+		
Unk		
Total	18	100.0%
Avg	24.7	
<21	13	72.2%
>60		

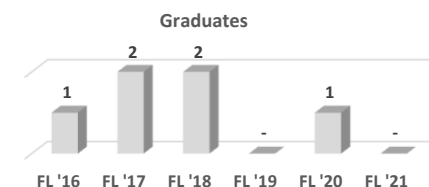
Enrollments

FL '16	30
FL '17	32
FL '18	31
FL '19	33
FL '20	15
FL '21	18



Graduates

FL '16	1
FL '17	2
FL '18	2
FL '19	-
FL '20	1
FL '21	-



Demographics	Male						Female						Grand Total					
	Full-time		Part-time		Male Total		Full-time		Part-time		Female Total		Full-time		Part-time		Grand Total	
	#	%	#	%	#	%	#	%	#	%	#	%	#	%	#	%	#	%
Asian																		
American Indian / Alaskan Native																		
Black or African American	3	16.7%			3	16.7%							3	16.7%			3	16.7%
Hispanic																		
White	12	66.7%	1	5.6%	13	72.2%	1	5.6%			1	5.6%	13	72.2%	1	5.6%	14	77.8%
Native Hawaiian or Pacific Islander																		
Multiple Ethnicities																		
Unknown	1	5.6%			1	5.6%							1	5.6%			1	5.6%
Totals	16	88.9%	1	5.6%	17	94.4%	1	5.6%			1	5.6%	17	94.4%	1	5.6%	18	100.0%



Automotive Services Technology

Spring 2022

CIP Code:

47.0604

Curriculum Code:

00AST0004

Program:

AAS

Total Enrollment:	24	100.0%	Male:	23	95.8%	FT:	17	70.8%	Avg Age:	22.6
Minority:	4	16.7%	Female:	1	4.2%	PT:	7	29.2%	Feeder Enrl:	16 66.7%

Feeder H.S. Enrollees

	#	%
Carbondale	6	25.0%
Carterville	2	8.3%
Crab Orchard		
DuQuoin		
Elverado	1	4.2%
Herrin	1	4.2%
Johnston City	3	12.5%
Marion	1	4.2%
Murphysboro	1	4.2%
West Frankfort		
Trico	1	4.2%
Feeder H.S. Total	16	66.7%

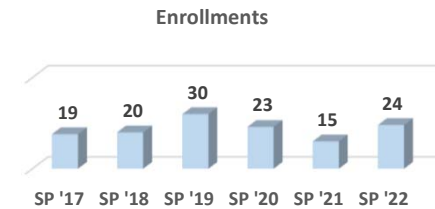
Agape Christian
GED

Age

	#	%
< = 17		
18-20	14	58.3%
21-25	7	29.2%
26-30	1	4.2%
31-40	2	8.3%
41-50		
51-60		
61-70		
71-80		
81+		
Unk		
Total	24	100.0%
Avg	22.6	
<21	14	58.3%
>60		

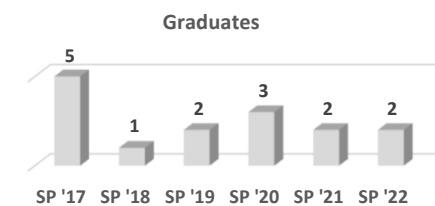
Enrollments

SP '17	19
SP '18	20
SP '19	30
SP '20	23
SP '21	15
SP '22	24



Graduates

SP '17	5
SP '18	1
SP '19	2
SP '20	3
SP '21	2
SP '22	2



Demographics	Male						Female						Grand Total					
	Full-time		Part-time		Male Total		Full-time		Part-time		Female Total		Full-time		Part-time		Grand Total	
	#	%	#	%	#	%	#	%	#	%	#	%	#	%	#	%	#	%
Asian																		
American Indian / Alaskan Native																		
Black or African American	2	8.3%	2	8.3%	4	16.7%							2	8.3%	2	8.3%	4	16.7%
Hispanic																		
White	14	58.3%	5	20.8%	19	79.2%	1	4.2%			1	4.2%	15	62.5%	5	20.8%	20	83.3%
Native Hawaiian or Pacific Islander																		
Multiple Ethnicities																		
Unknown																		
Totals	16	66.7%	7	29.2%	23	95.8%	1	4.2%			1	4.2%	17	70.8%	7	29.2%	24	100.0%

2-Year Associate in Applied Science

Biomedical Electronics Technology

CIP Code: **15.0401**

Curriculum Code: **00ELT3023**



Biomedical Electronics Technology

CIP Code:

15.0401

Curriculum Code:

00ELT3023

Program:

AAS

Summer 2021

Total Enrollment:

Male:

FT:

Avg Age:

Minority:

Female:

PT:

Feeder Enrl:

Feeder H.S. Enrollees

Carbondale
Carterville
Crab Orchard
DuQuoin
Elverado
Herrin
Johnston City
Marion
Murphysboro
West Frankfort
Trico
Feeder H.S. Total
Agape Christian
GED

#

%

Age

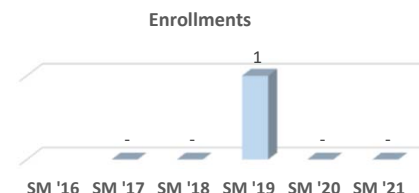
<= 17
18-20
21-25
26-30
31-40
41-50
51-60
61-70
71-80
81+
Unk
Total
Avg
<21
>60

#

%

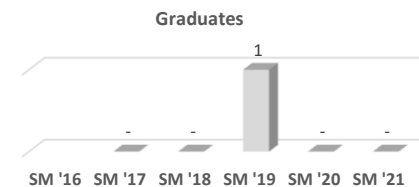
Enrollments

SM '16
SM '17
SM '18
SM '19
SM '20
SM '21



Graduates

SM '16
SM '17
SM '18
SM '19
SM '20
SM '21



Demographics	Male						Female						Grand Total					
	Full-time		Part-time		Male Total		Full-time		Part-time		Female Total		Full-time		Part-time		Grand Total	
	#	%	#	%	#	%	#	%	#	%	#	%	#	%	#	%	#	%
Asian																		
American Indian / Alaskan Native																		
Black or African American																		
Hispanic																		
White																		
Native Hawaiian or Pacific Islander																		
Multiple Ethnicities																		
Unknown																		
Totals																		



Biomedical Electronics Technology

Fall 2021

CIP Code:

15.0401

Curriculum Code:

00ELT3023

Program:

AAS

Total Enrollment: 2 100.0%

Male: 2 100.0%

FT: 1 50.0%

Avg Age: 25.7

Minority:

Female:

PT: 1 50.0%

Feeder Enrl:

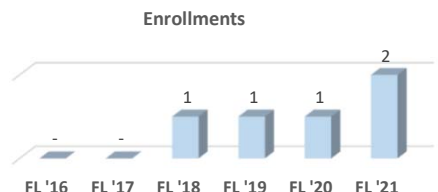
Feeder H.S. Enrollees

	#	%
Carbondale		
Carterville		
Crab Orchard		
DuQuoin		
Elverado		
Herrin		
Johnston City		
Marion		
Murphysboro		
West Frankfort		
Trico		
Feeder H.S. Total		
Agape Christian		
GED		

Age	#	%
<= 17		
18-20	1	50.0%
21-25		
26-30		
31-40	1	50.0%
41-50		
51-60		
61-70		
71-80		
81+		
Unk		
Total	2	100.0%
Avg	25.7	
<21	1	50.0%
>60		

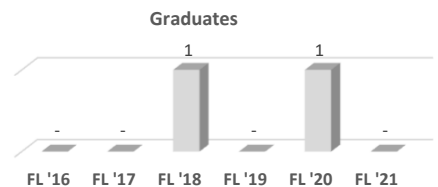
Enrollments

FL '16	-
FL '17	-
FL '18	1
FL '19	1
FL '20	1
FL '21	2



Graduates

FL '16	-
FL '17	-
FL '18	1
FL '19	-
FL '20	1
FL '21	-



Demographics	Male						Female						Grand Total					
	Full-time		Part-time		Male Total		Full-time		Part-time		Female Total		Full-time		Part-time		Grand Total	
	#	%	#	%	#	%	#	%	#	%	#	%	#	%	#	%	#	%
Asian																		
American Indian / Alaskan Native																		
Black or African American																		
Hispanic																		
White	1	50.0%	1	50.0%	2	100.0%							1	50.0%	1	50.0%	2	100.0%
Native Hawaiian or Pacific Islander																		
Multiple Ethnicities																		
Unknown																		
Totals	1	50.0%	1	50.0%	2	100.0%							1	50.0%	1	50.0%	2	100.0%



Biomedical Electronics Technology

Spring 2022

CIP Code:

15.0401

Curriculum Code:

00ELT3023

Program:

AAS

Total Enrollment:

4 100.0%

Male:

3 75.0%

FT:

4 100.0%

Avg Age:

23.5

Minority:

Female:

1 25.0%

PT:

Feeder Enrl:

2 50.0%

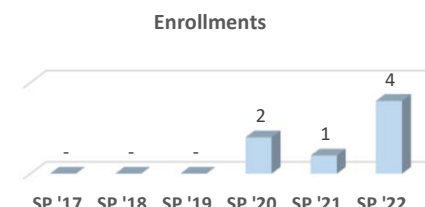
Feeder H.S. Enrollees

	#	%
Carbondale		
Carterville		
Crab Orchard		
DuQuoin		
Elverado		
Herrin		
Johnston City		
Marion	1	25.0%
Murphysboro		
West Frankfort		
Trico	1	25.0%
Feeder H.S. Total	2	50.0%
Agape Christian		
GED		

Age	#	%
<= 17		
18-20	2	50.0%
21-25	1	25.0%
26-30		
31-40	1	25.0%
41-50		
51-60		
61-70		
71-80		
81+		
Unk		
Total	4	100.0%
Avg	23.5	
<21	2	50.0%
>60		

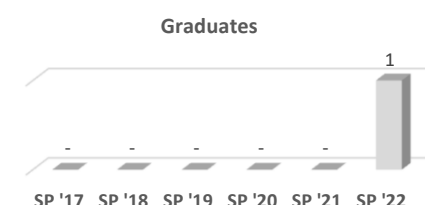
Enrollments

SP '17	-
SP '18	-
SP '19	-
SP '20	2
SP '21	1
SP '22	4



Graduates

SP '17	-
SP '18	-
SP '19	-
SP '20	-
SP '21	-
SP '22	1



Demographics	Male						Female						Grand Total					
	Full-time		Part-time		Male Total		Full-time		Part-time		Female Total		Full-time		Part-time		Grand Total	
	#	%	#	%	#	%	#	%	#	%	#	%	#	%	#	%	#	%
Asian																		
American Indian / Alaskan Native																		
Black or African American																		
Hispanic																		
White	3	75.0%			3	75.0%	1	25.0%			1	25.0%	4	100.0%			4	100.0%
Native Hawaiian or Pacific Islander																		
Multiple Ethnicities																		
Unknown																		
Totals	3	75.0%			3	75.0%	1	25.0%			1	25.0%	4	100.0%			4	100.0%

2-Year Associate in Applied Science

Computer Forensics

CIP Code: **11.1003**

Curriculum Code: **CIS 2012**



Computer Forensics

Summer 2021

CIP Code:

11.1003

Curriculum Code:

CIS 2012

Program:

AAS

Total Enrollment:	9	100.0%	Male:	3	33.3%	FT:	7	77.8%	Avg Age:	24.4
Minority:	2	22.2%	Female:	6	66.7%	PT:	2	22.2%	Feeder Enrl:	3 33.3%

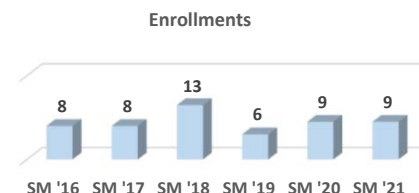
Feeder H.S. Enrollees

	#	%
Carbondale		
Cartersville	1	11.1%
Crab Orchard		
DuQuoin		
Elverado		
Herrin		
Johnston City		
Marion	1	11.1%
Murphysboro	1	11.1%
West Frankfort		
Trico		
Feeder H.S. Total	3	33.3%
Agape Christian	1	11.1%
GED	1	11.1%

Age	#	%
<= 17		
18-20	2	22.2%
21-25	4	44.4%
26-30	2	22.2%
31-40	1	11.1%
41-50		
51-60		
61-70		
71-80		
81+		
Unk		
Total	9	100.0%
Avg	24.4	
<21	2	22.2%
>60		

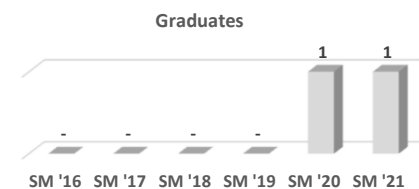
Enrollments

SM '16	8
SM '17	8
SM '18	13
SM '19	6
SM '20	9
SM '21	9



Graduates

SM '16	-
SM '17	-
SM '18	-
SM '19	-
SM '20	1
SM '21	1



Demographics	Male						Female						Grand Total					
	Full-time		Part-time		Male Total		Full-time		Part-time		Female Total		Full-time		Part-time		Grand Total	
	#	%	#	%	#	%	#	%	#	%	#	%	#	%	#	%	#	%
Asian																		
American Indian / Alaskan Native																		
Black or African American							2	22.2%			2	22.2%	2	22.2%			2	22.2%
Hispanic																		
White	3	33.3%			3	33.3%	2	22.2%	2	22.2%	4	44.4%	5	55.6%	2	22.2%	7	77.8%
Native Hawaiian or Pacific Islander																		
Multiple Ethnicities																		
Unknown																		
Totals	3	33.3%			3	33.3%	4	44.4%	2	22.2%	6	66.7%	7	77.8%	2	22.2%	9	100.0%



Computer Forensics

CIP Code: 11.1003

Curriculum Code:

CIS 2012

Program:

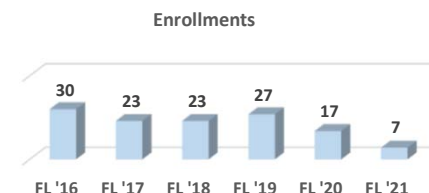
AAS

Fall 2021

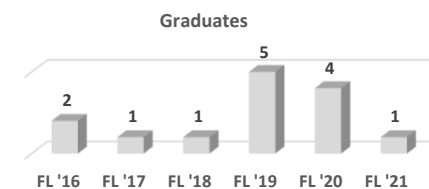
Total Enrollment:	7	100.0%	Male:	3	42.9%	FT:	6	85.7%	Avg Age:	26.1
Minority:	1	14.3%	Female:	4	57.1%	PT:	1	14.3%	Feeder Enrl:	3 42.9%

Feeder H.S. Enrollees	#	%	Age	#	%
Carbondale			< = 17		
Cartersville	1	14.3%	18-20	2	28.6%
Crab Orchard			21-25	2	28.6%
DuQuoin			26-30	1	14.3%
Elverado			31-40	2	28.6%
Herrin			41-50		
Johnston City	1	14.3%	51-60		
Marion	1	14.3%	61-70		
Murphysboro			71-80		
West Frankfort			81+		
Trico			Unk		
Feeder H.S. Total	3	42.9%	Total	7	100.0%
Agape Christian	1	14.3%	Avg	26.1	
GED	1	14.3%	<21	2	28.6%
			>60		

Enrollments	
FL '16	30
FL '17	23
FL '18	23
FL '19	27
FL '20	17
FL '21	7



Graduates	
FL '16	2
FL '17	1
FL '18	1
FL '19	5
FL '20	4
FL '21	1



Demographics	Male						Female						Grand Total					
	Full-time		Part-time		Male Total		Full-time		Part-time		Female Total		Full-time		Part-time		Grand Total	
	#	%	#	%	#	%	#	%	#	%	#	%	#	%	#	%	#	%
Asian																		
American Indian / Alaskan Native																		
Black or African American							1	14.3%			1	14.3%	1	14.3%			1	14.3%
Hispanic																		
White	3	42.9%			3	42.9%	2	28.6%	1	14.3%	3	42.9%	5	71.4%	1	14.3%	6	85.7%
Native Hawaiian or Pacific Islander																		
Multiple Ethnicities																		
Unknown																		
Totals	3	42.9%			3	42.9%	3	42.9%	1	14.3%	4	57.1%	6	85.7%	1	14.3%	7	100.0%



Computer Forensics

Spring 2022

CIP Code:

11.1003

Curriculum Code:

CIS 2012

Program:

AAS

Total Enrollment:	6	100.0%	Male:	3	50.0%	FT:	5	83.3%	Avg Age:	23.9
Minority:	2	33.3%	Female:	3	50.0%	PT:	1	16.7%	Feeder Enrl:	4 66.7%

Feeder H.S. Enrollees

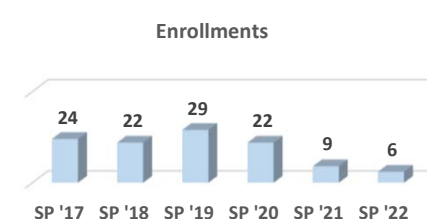
	#	%
Carbondale		
Carterville	1	16.7%
Crab Orchard		
DuQuoin		
Elverado		
Herrin		
Johnston City		
Marion	2	33.3%
Murphysboro	1	16.7%
West Frankfort		
Trico		
Feeder H.S. Total	4	66.7%
Agape Christian	1	16.7%
GED		

Age

	#	%
<= 17		
18-20	1	16.7%
21-25	4	66.7%
26-30	1	16.7%
31-40		
41-50		
51-60		
61-70		
71-80		
81+		
Unk		
Total	6	100.0%
Avg	23.9	
<21	1	16.7%
>60		

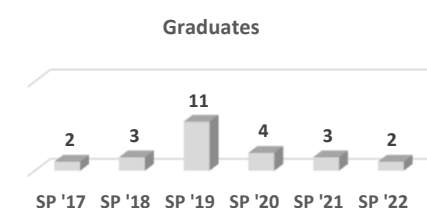
Enrollments

SP '17	24
SP '18	22
SP '19	29
SP '20	22
SP '21	9
SP '22	6



Graduates

SP '17	2
SP '18	3
SP '19	11
SP '20	4
SP '21	3
SP '22	2



Demographics	Male						Female						Grand Total					
	Full-time		Part-time		Male Total		Full-time		Part-time		Female Total		Full-time		Part-time		Grand Total	
	#	%	#	%	#	%	#	%	#	%	#	%	#	%	#	%	#	%
Asian																		
American Indian / Alaskan Native																		
Black or African American							2	33.3%			2	33.3%	2	33.3%			2	33.3%
Hispanic																		
White	2	33.3%	1	16.7%	3	50.0%	1	16.7%			1	16.7%	3	50.0%	1	16.7%	4	66.7%
Native Hawaiian or Pacific Islander																		
Multiple Ethnicities																		
Unknown																		
Totals	2	33.3%	1	16.7%	3	50.0%	3	50.0%			3	50.0%	5	83.3%	1	16.7%	6	100.0%

2-Year Associate in Applied Science

Computer Information Systems

CIP Code: **11.0103**

Curriculum Code: **CIS 0400**



Computer Information Systems

Summer 2021

CIP Code:

11.0103

Curriculum Code:

CIS 0400

Program:

AAS

Total Enrollment:	6	100.0%	Male:	3	50.0%	FT:	2	33.3%	Avg Age:	26.8
Minority:			Female:	3	50.0%	PT:	4	66.7%	Feeder Enrl:	3 50.0%

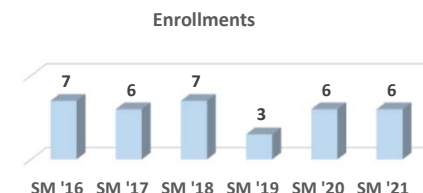
Feeder H.S. Enrollees

	#	%
Carbondale	1	16.7%
Cartersville		
Crab Orchard		
DuQuoin		
Elverado		
Herrin		
Johnston City		
Marion		
Murphysboro	1	16.7%
West Frankfort		
Trico	1	16.7%
Feeder H.S. Total	3	50.0%
Agape Christian		
GED		

Age	#	%
<= 17		
18-20	1	16.7%
21-25	3	50.0%
26-30		
31-40	2	33.3%
41-50		
51-60		
61-70		
71-80		
81+		
Unk		
Total	6	100.0%
Avg	26.8	
<21	1	16.7%
>60		

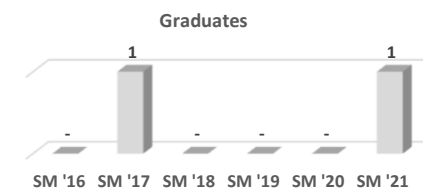
Enrollments

SM '16	7
SM '17	6
SM '18	7
SM '19	3
SM '20	6
SM '21	6



Graduates

SM '16	-
SM '17	1
SM '18	-
SM '19	-
SM '20	-
SM '21	1



Demographics	Male						Female						Grand Total					
	Full-time		Part-time		Male Total		Full-time		Part-time		Female Total		Full-time		Part-time		Grand Total	
	#	%	#	%	#	%	#	%	#	%	#	%	#	%	#	%	#	%
Asian																		
American Indian / Alaskan Native																		
Black or African American																		
Hispanic																		
White	2	33.3%	1	16.7%	3	50.0%			3	50.0%	3	50.0%	2	33.3%	4	66.7%	6	100.0%
Native Hawaiian or Pacific Islander																		
Multiple Ethnicities																		
Unknown																		
Totals	2	33.3%	1	16.7%	3	50.0%			3	50.0%	3	50.0%	2	33.3%	4	66.7%	6	100.0%



Computer Information Systems

Fall 2021

CIP Code:

11.0103

Curriculum Code:

CIS 0400

Program:

AAS

Total Enrollment:	11	100.0%	Male:	8	72.7%	FT:	3	27.3%	Avg Age:	27.9
Minority:			Female:	3	27.3%	PT:	8	72.7%	Feeder Enrl:	4 36.4%

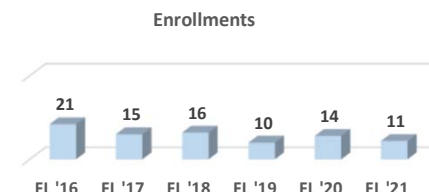
Feeder H.S. Enrollees

	#	%
Carbondale	1	9.1%
Carterville		
Crab Orchard		
DuQuoin		
Elverado		
Herrin		
Johnston City		
Marion		
Murphysboro	1	9.1%
West Frankfort		
Trico	2	18.2%
Feeder H.S. Total	4	36.4%
Agape Christian		
GED		

Age	#	%
<= 17		
18-20		
21-25	6	54.5%
26-30	2	18.2%
31-40	3	27.3%
41-50		
51-60		
61-70		
71-80		
81+		
Unk		
Total	11	100.0%
Avg	27.9	
<21		
>60		

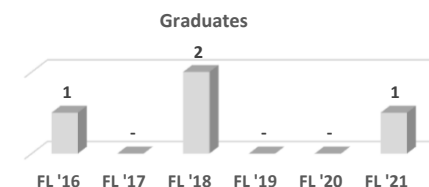
Enrollments

FL '16	21
FL '17	15
FL '18	16
FL '19	10
FL '20	14
FL '21	11



Graduates

FL '16	1
FL '17	-
FL '18	2
FL '19	-
FL '20	-
FL '21	1



Demographics	Male						Female						Grand Total					
	Full-time		Part-time		Male Total		Full-time		Part-time		Female Total		Full-time		Part-time		Grand Total	
	#	%	#	%	#	%	#	%	#	%	#	%	#	%	#	%	#	%
Asian																		
American Indian / Alaskan Native																		
Black or African American																		
Hispanic																		
White	3	27.3%	5	45.5%	8	72.7%			3	27.3%	3	27.3%	3	27.3%	8	72.7%	11	100.0%
Native Hawaiian or Pacific Islander																		
Multiple Ethnicities																		
Unknown																		
Totals	3	27.3%	5	45.5%	8	72.7%			3	27.3%	3	27.3%	3	27.3%	8	72.7%	11	100.0%



Computer Information Systems

Spring 2022

CIP Code:

11.0103

Curriculum Code:

CIS 0400

Program:

AAS

Total Enrollment:	11	100.0%	Male:	9	81.8%	FT:	4	36.4%	Avg Age:	29.4
Minority:			Female:	2	18.2%	PT:	7	63.6%	Feeder Enrl:	3 27.3%

Feeder H.S. Enrollees

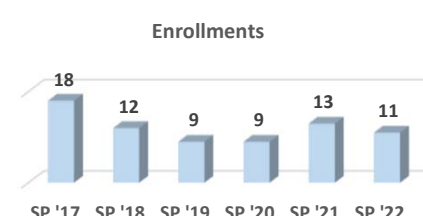
	#	%
Carbondale	1	9.1%
Carterville		
Crab Orchard		
DuQuoin		
Elverado		
Herrin		
Johnston City		
Marion		
Murphysboro		
West Frankfort		
Trico	2	18.2%
Feeder H.S. Total	3	27.3%
Agape Christian		
GED		

Age

	#	%
<= 17		
18-20		
21-25	5	45.5%
26-30	4	36.4%
31-40	1	9.1%
41-50		
51-60	1	9.1%
61-70		
71-80		
81+		
Unk		
Total	11	100.0%
Avg	29.4	
<21		
>60		

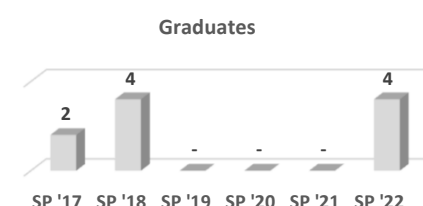
Enrollments

SP '17	18
SP '18	12
SP '19	9
SP '20	9
SP '21	13
SP '22	11



Graduates

SP '17	2
SP '18	4
SP '19	-
SP '20	-
SP '21	-
SP '22	4



Demographics	Male						Female						Grand Total					
	Full-time		Part-time		Male Total		Full-time		Part-time		Female Total		Full-time		Part-time		Grand Total	
	#	%	#	%	#	%	#	%	#	%	#	%	#	%	#	%	#	%
Asian																		
American Indian / Alaskan Native																		
Black or African American																		
Hispanic																		
White	4	36.4%	5	45.5%	9	81.8%			2	18.2%	2	18.2%	4	36.4%	7	63.6%	11	100.0%
Native Hawaiian or Pacific Islander																		
Multiple Ethnicities																		
Unknown																		
Totals	4	36.4%	5	45.5%	9	81.8%			2	18.2%	2	18.2%	4	36.4%	7	63.6%	11	100.0%

2-Year Associate in Applied Science

Computer Support & Networking

CIP Code: 47.0104

Curriculum Code: 00ELT3015



Computer Support & Networking

Summer 2021

CIP Code:

47.0104

Curriculum Code:

00ELT3015

Program:

AAS

Total Enrollment:	4	100.0%	Male:	3	75.0%	FT:			Avg Age:	27.5
Minority:	1	25.0%	Female:			PT:	4	100.0%	Feeder Enrl:	2 50.0%

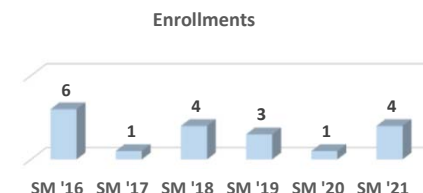
Feeder H.S. Enrollees

	#	%
Carbondale		
Cartersville		
Crab Orchard		
DuQuoin		
Elverado		
Herrin	1	25.0%
Johnston City		
Marion	1	25.0%
Murphysboro		
West Frankfort		
Trico		
Feeder H.S. Total	2	50.0%
Agape Christian		
GED		

Age	#	%
<= 17		
18-20	2	50.0%
21-25		
26-30	1	25.0%
31-40		
41-50	1	25.0%
51-60		
61-70		
71-80		
81+		
Unk		
Total	4	100.0%
Avg	27.5	
<21	2	50.0%
>60		

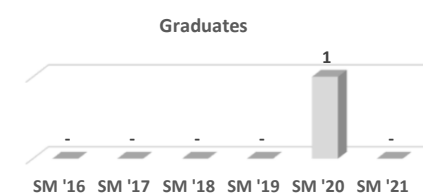
Enrollments

SM '16	6
SM '17	1
SM '18	4
SM '19	3
SM '20	1
SM '21	4



Graduates

SM '16	-
SM '17	-
SM '18	-
SM '19	-
SM '20	1
SM '21	-



Demographics	Male						Female						Grand Total					
	Full-time		Part-time		Male Total		Full-time		Part-time		Female Total		Full-time		Part-time		Grand Total	
	#	%	#	%	#	%	#	%	#	%	#	%	#	%	#	%	#	%
Asian																		
American Indian / Alaskan Native			1	25.0%	1	25.0%									1	25.0%	1	25.0%
Black or African American																		
Hispanic																		
White			2	50.0%	2	50.0%			1	25.0%					3	75.0%	3	75.0%
Native Hawaiian or Pacific Islander																		
Multiple Ethnicities																		
Unknown																		
Totals			3	75.0%	3	75.0%			1	25.0%					4	100.0%	4	100.0%



Computer Support & Networking

Fall 2021

CIP Code:

47.0104

Curriculum Code:

00ELT3015

Program:

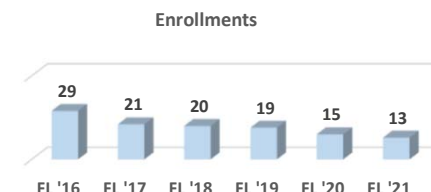
AAS

Total Enrollment:	13	100.0%	Male:	10	76.9%	FT:	11	84.6%	Avg Age:	20.9
Minority:	1	7.7%	Female:			PT:	2	15.4%	Feeder Enrl:	8 61.5%

Feeder H.S. Enrollees	#	%	Age	#	%
Carbondale			< = 17		
Carterville			18-20	9	69.2%
Crab Orchard			21-25	2	15.4%
DuQuoin	2	15.4%	26-30	2	15.4%
Elverado			31-40		
Herrin	1	7.7%	41-50		
Johnston City	1	7.7%	51-60		
Marion	3	23.1%	61-70		
Murphysboro	1	7.7%	71-80		
West Frankfort			81+		
Trico			Unk		
Feeder H.S. Total	8	61.5%	Total	13	100.0%
Agape Christian	1	7.7%	Avg	20.9	
GED			<21	9	69.2%
			>60		

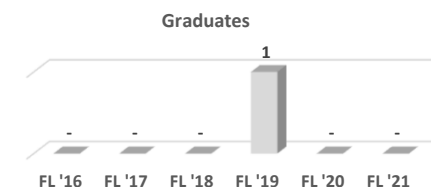
Enrollments

FL '16	29
FL '17	21
FL '18	20
FL '19	19
FL '20	15
FL '21	13



Graduates

FL '16	-
FL '17	-
FL '18	-
FL '19	1
FL '20	-
FL '21	-



Demographics	Male						Female						Grand Total					
	Full-time		Part-time		Male Total		Full-time		Part-time		Female Total		Full-time		Part-time		Grand Total	
	#	%	#	%	#	%	#	%	#	%	#	%	#	%	#	%	#	%
Asian	1	7.7%			1	7.7%							1	7.7%			1	7.7%
American Indian / Alaskan Native																		
Black or African American																		
Hispanic																		
White	6	46.2%	2	15.4%	8	61.5%	3	23.1%					9	69.2%	2	15.4%	11	84.6%
Native Hawaiian or Pacific Islander																		
Multiple Ethnicities																		
Unknown	1	7.7%			1	7.7%							1	7.7%			1	7.7%
Totals	8	61.5%	2	15.4%	10	76.9%	3	23.1%					11	84.6%	2	15.4%	13	100.0%



Computer Support & Networking

Spring 2022

CIP Code:

47.0104

Curriculum Code:

00ELT3015

Program:

AAS

Total Enrollment:	14	100.0%	Male:	11	78.6%	FT:	11	78.6%	Avg Age:	24.6
Minority:	2	14.3%	Female:			PT:	3	21.4%	Feeder Enrl:	7 50.0%

Feeder H.S. Enrollees

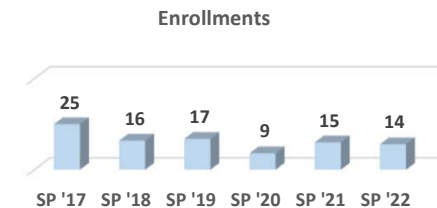
	#	%
Carbondale	1	7.1%
Carterville	1	7.1%
Crab Orchard		
DuQuoin	2	14.3%
Elverado		
Herrin	1	7.1%
Johnston City		
Marion	2	14.3%
Murphysboro		
West Frankfort		
Trico		
Feeder H.S. Total	7	50.0%
Agape Christian	1	7.1%
GED	1	7.1%

Age

	#	%
< = 17		
18-20	9	64.3%
21-25	2	14.3%
26-30	1	7.1%
31-40	1	7.1%
41-50		
51-60	1	7.1%
61-70		
71-80		
81+		
Unk		
Total	14	100.0%
Avg	24.6	
<21	9	64.3%
>60		

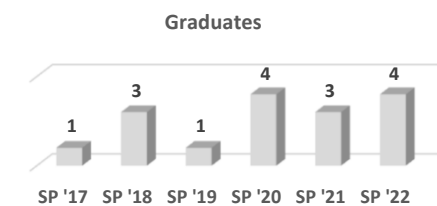
Enrollments

SP '17	25
SP '18	16
SP '19	17
SP '20	9
SP '21	15
SP '22	14



Graduates

SP '17	1
SP '18	3
SP '19	1
SP '20	4
SP '21	3
SP '22	4



Demographics	Male						Female						Grand Total					
	Full-time		Part-time		Male Total		Full-time		Part-time		Female Total		Full-time		Part-time		Grand Total	
	#	%	#	%	#	%	#	%	#	%	#	%	#	%	#	%	#	%
Asian																		
American Indian / Alaskan Native	1	7.1%			1	7.1%							1	7.1%			1	7.1%
Black or African American	1	7.1%			1	7.1%							1	7.1%			1	7.1%
Hispanic																		
White	7	50.0%	2	14.3%	9	64.3%	2	14.3%	1	7.1%			9	64.3%	3	21.4%	12	85.7%
Native Hawaiian or Pacific Islander																		
Multiple Ethnicities																		
Unknown																		
Totals	9	64.3%	2	14.3%	11	78.6%	2	14.3%	1	7.1%			11	78.6%	3	21.4%	14	100.0%

2-Year Associate in Applied Science

Computer Support and Networking - IST

CIP Code: 47.0104

Curriculum Code: 00ELT3022



Computer Support and Networking - IST

CIP Code:

47.0104

Curriculum Code:

00ELT3022

Program:

AAS

Summer 2021

Total Enrollment:

Male:

FT:

Avg Age:

Minority:

Female:

PT:

Feeder Enrl:

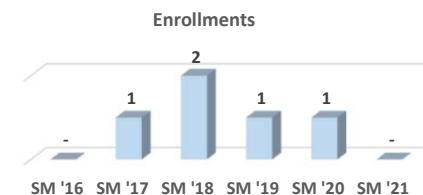
Feeder H.S. Enrollees

	#	%
Carbondale		
Cartersville		
Crab Orchard		
DuQuoin		
Elverado		
Herrin		
Johnston City		
Marion		
Murphysboro		
West Frankfort		
Trico		
Feeder H.S. Total		
Agape Christian		
GED		

Age	#	%
<= 17		
18-20		
21-25		
26-30		
31-40		
41-50		
51-60		
61-70		
71-80		
81+		
Unk		
Total		
Avg		
<21		
>60		

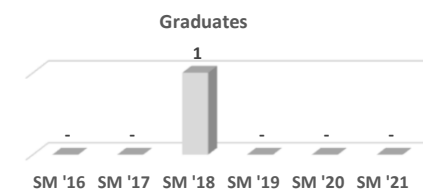
Enrollments

SM '16	-
SM '17	1
SM '18	2
SM '19	1
SM '20	1
SM '21	-



Graduates

SM '16	-
SM '17	-
SM '18	1
SM '19	-
SM '20	-
SM '21	-



Demographics	Male						Female						Grand Total					
	Full-time		Part-time		Male Total		Full-time		Part-time		Female Total		Full-time		Part-time		Grand Total	
	#	%	#	%	#	%	#	%	#	%	#	%	#	%	#	%	#	%
Asian																		
American Indian / Alaskan Native																		
Black or African American																		
Hispanic																		
White																		
Native Hawaiian or Pacific Islander																		
Multiple Ethnicities																		
Unknown																		
Totals																		



Computer Support and Networking - IST

Fall 2021

CIP Code:

47.0104

Curriculum Code:

00ELT3022

Program:

AAS

Total Enrollment:	1	100.0%	Male:	1	100.0%	FT:			Avg Age:	21.8
Minority:			Female:			PT:	1	100.0%	Feeder Enrl:	1 100.0%

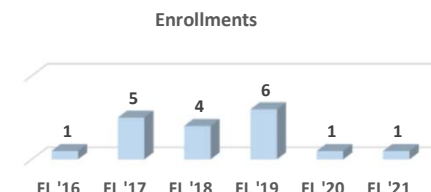
Feeder H.S. Enrollees

	#	%
Carbondale		
Carterville		
Crab Orchard		
DuQuoin		
Elverado		
Herrin	1	100.0%
Johnston City		
Marion		
Murphysboro		
West Frankfort		
Trico		
Feeder H.S. Total	1	100.0%
Agape Christian		
GED		

Age	#	%
< = 17		
18-20		
21-25	1	100.0%
26-30		
31-40		
41-50		
51-60		
61-70		
71-80		
81+		
Unk		
Total	1	100.0%
Avg	21.8	
<21		
>60		

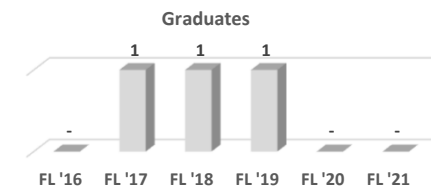
Enrollments

FL '16	1
FL '17	5
FL '18	4
FL '19	6
FL '20	1
FL '21	1



Graduates

FL '16	-
FL '17	1
FL '18	1
FL '19	1
FL '20	-
FL '21	-



Demographics	Male						Female						Grand Total					
	Full-time		Part-time		Male Total		Full-time		Part-time		Female Total		Full-time		Part-time		Grand Total	
	#	%	#	%	#	%	#	%	#	%	#	%	#	%	#	%	#	%
Asian																		
American Indian / Alaskan Native																		
Black or African American																		
Hispanic																		
White			1	100.0%	1	100.0%									1	100.0%	1	100.0%
Native Hawaiian or Pacific Islander																		
Multiple Ethnicities																		
Unknown																		
Totals			1	100.0%	1	100.0%									1	100.0%	1	100.0%



Computer Support and Networking - IST

Spring 2022

CIP Code:

47.0104

Curriculum Code:

00ELT3022

Program:

AAS

Total Enrollment:

1 100.0%

Male:

1 100.0%

FT:

1 100.0%

Avg Age:

32.6

Minority:

Female:

PT:

Feeder Enrl:

1 100.0%

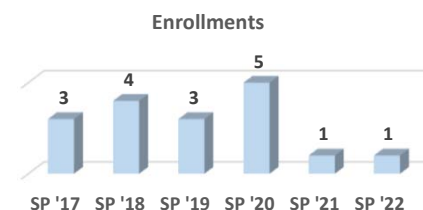
Feeder H.S. Enrollees

	#	%
Carbondale		
Carterville		
Crab Orchard		
DuQuoin		
Elverado		
Herrin		
Johnston City		
Marion		
Murphysboro	1	100.0%
West Frankfort		
Trico		
Feeder H.S. Total	1	100.0%
Agape Christian		
GED		

Age	#	%
<= 17		
18-20		
21-25		
26-30		
31-40	1	100.0%
41-50		
51-60		
61-70		
71-80		
81+		
Unk		
Total	1	100.0%
Avg	32.6	
<21		
>60		

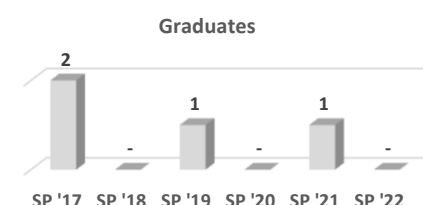
Enrollments

SP '17	3
SP '18	4
SP '19	3
SP '20	5
SP '21	1
SP '22	1



Graduates

SP '17	2
SP '18	-
SP '19	1
SP '20	-
SP '21	1
SP '22	-



Demographics	Male						Female						Grand Total					
	Full-time		Part-time		Male Total		Full-time		Part-time		Female Total		Full-time		Part-time		Grand Total	
	#	%	#	%	#	%	#	%	#	%	#	%	#	%	#	%	#	%
Asian																		
American Indian / Alaskan Native																		
Black or African American																		
Hispanic																		
White	1	100.0%			1	100.0%							1	100.0%			1	100.0%
Native Hawaiian or Pacific Islander																		
Multiple Ethnicities																		
Unknown																		
Totals	1	100.0%			1	100.0%							1	100.0%			1	100.0%

2-Year Associate in Applied Science

Construction Management Technology

CIP Code: 52.2001

Curriculum Code: 00CMG0033



Construction Management Technology

Summer 2021

CIP Code:

52.2001

Curriculum Code:

00CMG0033

Program:

AAS

Total Enrollment:	7	100.0%	Male:	6	85.7%	FT:	1	14.3%	Avg Age:	22.7
Minority:	1	14.3%	Female:	1	14.3%	PT:	6	85.7%	Feeder Enrl:	3 42.9%

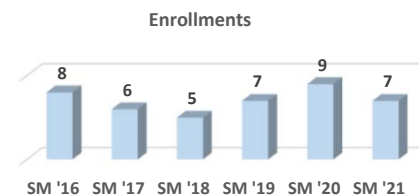
Feeder H.S. Enrollees

	#	%
Carbondale		
Cartersville		
Crab Orchard		
DuQuoin		
Elverado	1	14.3%
Herrin		
Johnston City	1	14.3%
Marion	1	14.3%
Murphysboro		
West Frankfort		
Trico		
Feeder H.S. Total	3	42.9%
Agape Christian		
GED		

Age	#	%
<= 17		
18-20	4	57.1%
21-25	1	14.3%
26-30	2	28.6%
31-40		
41-50		
51-60		
61-70		
71-80		
81+		
Unk		
Total	7	100.0%
Avg	22.7	
<21	4	57.1%
>60		

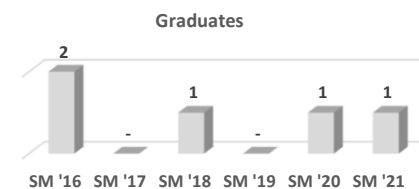
Enrollments

SM '16	8
SM '17	6
SM '18	5
SM '19	7
SM '20	9
SM '21	7



Graduates

SM '16	2
SM '17	-
SM '18	1
SM '19	-
SM '20	1
SM '21	1



Demographics	Male						Female						Grand Total					
	Full-time		Part-time		Male Total		Full-time		Part-time		Female Total		Full-time		Part-time		Grand Total	
	#	%	#	%	#	%	#	%	#	%	#	%	#	%	#	%	#	%
Asian																		
American Indian / Alaskan Native																		
Black or African American																		
Hispanic			1	14.3%	1	14.3%									1	14.3%	1	14.3%
White	1	14.3%	4	57.1%	5	71.4%			1	14.3%	1	14.3%	1	14.3%	5	71.4%	6	85.7%
Native Hawaiian or Pacific Islander																		
Multiple Ethnicities																		
Unknown																		
Totals	1	14.3%	5	71.4%	6	85.7%			1	14.3%	1	14.3%	1	14.3%	6	85.7%	7	100.0%



Construction Management Technology

Fall 2021

CIP Code:

52.2001

Curriculum Code:

00CMG0033

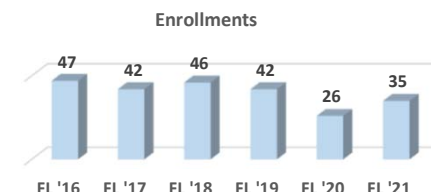
Program:

AAS

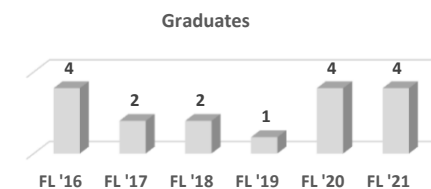
Total Enrollment:	35	100.0%	Male:	33	94.3%	FT:	21	60.0%	Avg Age:	22.5
Minority:	11	31.4%	Female:	2	5.7%	PT:	14	40.0%	Feeder Enrl:	21 60.0%

Feeder H.S. Enrollees	#	%	Age	#	%
Carbondale	4	11.4%	< = 17		
Carterville	2	5.7%	18-20	16	45.7%
Crab Orchard			21-25	13	37.1%
DuQuoin			26-30	4	11.4%
Elverado	2	5.7%	31-40	2	5.7%
Herrin	1	2.9%	41-50		
Johnston City	2	5.7%	51-60		
Marion	5	14.3%	61-70		
Murphysboro	4	11.4%	71-80		
West Frankfort	1	2.9%	81+		
Trico			Unk		
Feeder H.S. Total	21	60.0%	Total	35	100.0%
Agape Christian			Avg	22.5	
GED	2	5.7%	<21	16	45.7%
			>60		

Enrollments	
FL '16	47
FL '17	42
FL '18	46
FL '19	42
FL '20	26
FL '21	35



Graduates	
FL '16	4
FL '17	2
FL '18	2
FL '19	1
FL '20	4
FL '21	4



Demographics	Male						Female						Grand Total					
	Full-time		Part-time		Male Total		Full-time		Part-time		Female Total		Full-time		Part-time		Grand Total	
	#	%	#	%	#	%	#	%	#	%	#	%	#	%	#	%	#	%
Asian			1	2.9%	1	2.9%									1	2.9%	1	2.9%
American Indian / Alaskan Native																		
Black or African American	3	8.6%	5	14.3%	8	22.9%							3	8.6%	5	14.3%	8	22.9%
Hispanic			1	2.9%	1	2.9%									1	2.9%	1	2.9%
White	14	40.0%	6	17.1%	20	57.1%	2	5.7%			2	5.7%	16	45.7%	6	17.1%	22	62.9%
Native Hawaiian or Pacific Islander																		
Multiple Ethnicities			1	2.9%	1	2.9%									1	2.9%	1	2.9%
Unknown	2	5.7%			2	5.7%							2	5.7%			2	5.7%
Totals	19	54.3%	14	40.0%	33	94.3%	2	5.7%			2	5.7%	21	60.0%	14	40.0%	35	100.0%



Construction Management Technology

Spring 2022

CIP Code:

52.2001

Curriculum Code:

00CMG0033

Program:

AAS

Total Enrollment:	34	100.0%	Male:	31	91.2%	FT:	29	85.3%	Avg Age:	23.9
Minority:	12	35.3%	Female:	3	8.8%	PT:	5	14.7%	Feeder Enrl:	21 61.8%

Feeder H.S. Enrollees

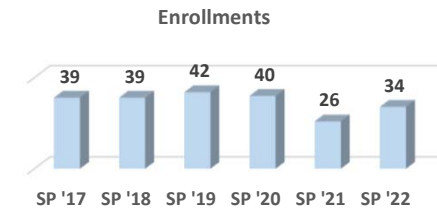
	#	%
Carbondale	7	20.6%
Carterville	3	8.8%
Crab Orchard		
DuQuoin		
Elverado	1	2.9%
Herrin	1	2.9%
Johnston City	1	2.9%
Marion	5	14.7%
Murphysboro	2	5.9%
West Frankfort	1	2.9%
Trico		
Feeder H.S. Total	21	61.8%
Agape Christian		
GED	2	5.9%

Age

	#	%
< = 17		
18-20	14	41.2%
21-25	12	35.3%
26-30	4	11.8%
31-40	3	8.8%
41-50	1	2.9%
51-60		
61-70		
71-80		
81+		
Unk		
Total	34	100.0%
Avg	23.9	
<21	14	41.2%
>60		

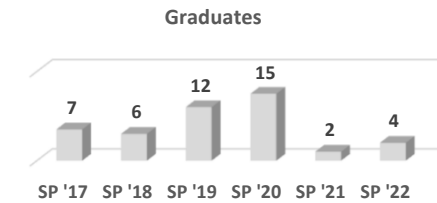
Enrollments

SP '17	39
SP '18	39
SP '19	42
SP '20	40
SP '21	26
SP '22	34



Graduates

SP '17	7
SP '18	6
SP '19	12
SP '20	15
SP '21	2
SP '22	4



Demographics	Male						Female						Grand Total					
	Full-time		Part-time		Male Total		Full-time		Part-time		Female Total		Full-time		Part-time		Grand Total	
	#	%	#	%	#	%	#	%	#	%	#	%	#	%	#	%	#	%
Asian																		
American Indian / Alaskan Native			1	2.9%	1	2.9%									1	2.9%	1	2.9%
Black or African American	8	23.5%	1	2.9%	9	26.5%							8	23.5%	1	2.9%	9	26.5%
Hispanic	2	5.9%			2	5.9%							2	5.9%			2	5.9%
White	13	38.2%	3	8.8%	16	47.1%	3	8.8%			3	8.8%	16	47.1%	3	8.8%	19	55.9%
Native Hawaiian or Pacific Islander																		
Multiple Ethnicities																		
Unknown	3	8.8%			3	8.8%							3	8.8%			3	8.8%
Totals	26	76.5%	5	14.7%	31	91.2%	3	8.8%			3	8.8%	29	85.3%	5	14.7%	34	100.0%

2-Year Associate in Applied Science

Cosmetology

CIP Code: **12.0401**

Curriculum Code: **00COS0007**



Cosmetology

CIP Code:

12.0401

Curriculum Code:

00COS0007

Program:

AAS

Summer 2021

Total Enrollment:	12	100.0%	Male:			FT:	10	83.3%	Avg Age:	24.7
Minority:	2	16.7%	Female:	12	100.0%	PT:	2	16.7%	Feeder Enrl:	7 58.3%

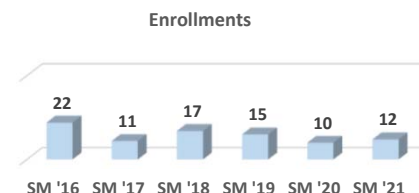
Feeder H.S. Enrollees

	#	%
Carbondale	3	25.0%
Carterville		
Crab Orchard		
DuQuoin	1	8.3%
Elverado		
Herrin		
Johnston City		
Marion	2	16.7%
Murphysboro	1	8.3%
West Frankfort		
Trico		
Feeder H.S. Total	7	58.3%
Agape Christian	1	8.3%
GED	2	16.7%

Age	#	%
<= 17		
18-20	6	50.0%
21-25	3	25.0%
26-30		
31-40	2	16.7%
41-50	1	8.3%
51-60		
61-70		
71-80		
81+		
Unk		
Total	12	100.0%
Avg	24.7	
<21	6	50.0%
>60		

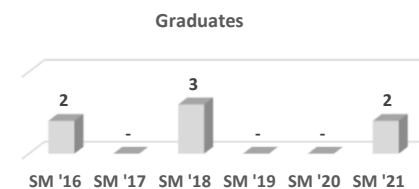
Enrollments

SM '16	22
SM '17	11
SM '18	17
SM '19	15
SM '20	10
SM '21	12



Graduates

SM '16	2
SM '17	-
SM '18	3
SM '19	-
SM '20	-
SM '21	2



Demographics	Male						Female						Grand Total					
	Full-time		Part-time		Male Total		Full-time		Part-time		Female Total		Full-time		Part-time		Grand Total	
	#	%	#	%	#	%	#	%	#	%	#	%	#	%	#	%	#	%
Asian																		
American Indian / Alaskan Native																		
Black or African American							2	16.7%			2	16.7%	2	16.7%			2	16.7%
Hispanic																		
White							8	66.7%			8	66.7%	8	66.7%			8	66.7%
Native Hawaiian or Pacific Islander																		
Multiple Ethnicities																		
Unknown									2	16.7%	2	16.7%			2	16.7%	2	16.7%
Totals							10	83.3%	2	16.7%	12	100.0%	10	83.3%	2	16.7%	12	100.0%



Cosmetology

CIP Code:

12.0401

Curriculum Code:

00COS0007

Program:

AAS

Fall 2021

Total Enrollment:	15	100.0%	Male:	1	6.7%	FT:	14	93.3%	Avg Age:	20.3
Minority:	2	13.3%	Female:	14	93.3%	PT:	1	6.7%	Feeder Enrl:	10 66.7%

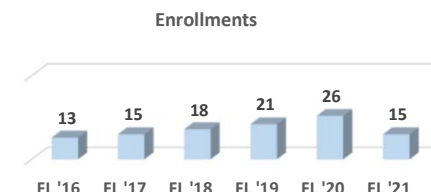
Feeder H.S. Enrollees

	#	%
Carbondale	2	13.3%
Cartersville	1	6.7%
Crab Orchard		
DuQuoin	1	6.7%
Elverado		
Herrin	1	6.7%
Johnston City	1	6.7%
Marion	2	13.3%
Murphysboro		
West Frankfort	2	13.3%
Trico		
Feeder H.S. Total	10	66.7%
Agape Christian	1	6.7%
GED		

Age	#	%
< = 17	1	6.7%
18-20	10	66.7%
21-25	3	20.0%
26-30	1	6.7%
31-40		
41-50		
51-60		
61-70		
71-80		
81+		
Unk		
Total	15	100.0%
Avg	20.3	
<21	11	73.3%
>60		

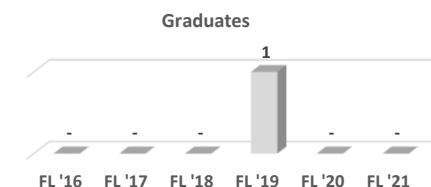
Enrollments

FL '16	13
FL '17	15
FL '18	18
FL '19	21
FL '20	26
FL '21	15



Graduates

FL '16	-
FL '17	-
FL '18	-
FL '19	1
FL '20	-
FL '21	-



Demographics	Male						Female						Grand Total					
	Full-time		Part-time		Male Total		Full-time		Part-time		Female Total		Full-time		Part-time		Grand Total	
	#	%	#	%	#	%	#	%	#	%	#	%	#	%	#	%	#	%
Asian																		
American Indian / Alaskan Native																		
Black or African American	1	6.7%			1	6.7%	1	6.7%			1	6.7%	2	13.3%			2	13.3%
Hispanic																		
White							11	73.3%			11	73.3%	11	73.3%			11	73.3%
Native Hawaiian or Pacific Islander																		
Multiple Ethnicities																		
Unknown							1	6.7%	1	6.7%	2	13.3%	1	6.7%	1	6.7%	2	13.3%
Totals	1	6.7%			1	6.7%	13	86.7%	1	6.7%	14	93.3%	14	93.3%	1	6.7%	15	100.0%



Cosmetology

CIP Code:

12.0401

Curriculum Code:

00COS0007

Program:

AAS

Spring 2022

Total Enrollment:	12	100.0%	Male:			FT:	10	83.3%	Avg Age:	23.3
Minority:			Female:	12	100.0%	PT:	2	16.7%	Feeder Enrl:	8 66.7%

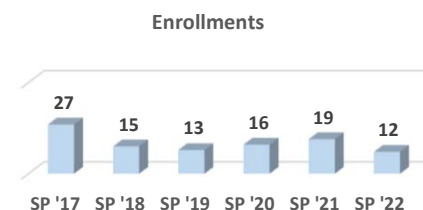
Feeder H.S. Enrollees

	#	%
Carbondale	1	8.3%
Carterville	1	8.3%
Crab Orchard		
DuQuoin	1	8.3%
Elverado		
Herrin	1	8.3%
Johnston City	1	8.3%
Marion	2	16.7%
Murphysboro		
West Frankfort	1	8.3%
Trico		
Feeder H.S. Total	8	66.7%
Agape Christian	1	8.3%
GED		

Age	#	%
< = 17	1	8.3%
18-20	7	58.3%
21-25	2	16.7%
26-30	1	8.3%
31-40		
41-50		
51-60	1	8.3%
61-70		
71-80		
81+		
Unk		
Total	12	100.0%
Avg	23.3	
<21	8	66.7%
>60		

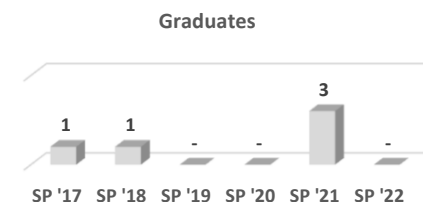
Enrollments

SP '17	27
SP '18	15
SP '19	13
SP '20	16
SP '21	19
SP '22	12



Graduates

SP '17	1
SP '18	1
SP '19	-
SP '20	-
SP '21	3
SP '22	-



Demographics	Male						Female						Grand Total					
	Full-time		Part-time		Male Total		Full-time		Part-time		Female Total		Full-time		Part-time		Grand Total	
	#	%	#	%	#	%	#	%	#	%	#	%	#	%	#	%	#	%
Asian																		
American Indian / Alaskan Native																		
Black or African American																		
Hispanic																		
White							9	75.0%	2	16.7%	11	91.7%	9	75.0%	2	16.7%	11	91.7%
Native Hawaiian or Pacific Islander																		
Multiple Ethnicities																		
Unknown							1	8.3%			1	8.3%	1	8.3%			1	8.3%
Totals							10	83.3%	2	16.7%	12	100.0%	10	83.3%	2	16.7%	12	100.0%

2-Year Associate in Applied Science

Criminal Justice

CIP Code: **43.0107**

Curriculum Code: **CRJ 0550**



Criminal Justice

Summer 2021

CIP Code:

43.0107

Curriculum Code:

CRJ 0550

Program:

AAS

Total Enrollment:	15	100.0%	Male:	8	53.3%	FT:	5	33.3%	Avg Age:	25.1
Minority:	5	33.3%	Female:	7	46.7%	PT:	10	66.7%	Feeder Enrl:	7 46.7%

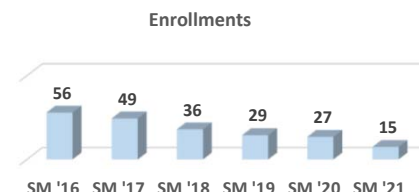
Feeder H.S. Enrollees

	#	%
Carbondale		
Cartersville		
Crab Orchard		
DuQuoin	3	20.0%
Elverado		
Herrin	1	6.7%
Johnston City	1	6.7%
Marion	2	13.3%
Murphysboro		
West Frankfort		
Trico		
Feeder H.S. Total	7	46.7%
Agape Christian		
GED		

Age	#	%
<= 17		
18-20	4	26.7%
21-25	6	40.0%
26-30	3	20.0%
31-40	1	6.7%
41-50	1	6.7%
51-60		
61-70		
71-80		
81+		
Unk		
Total	15	100.0%
Avg	25.1	
<21	4	26.7%
>60		

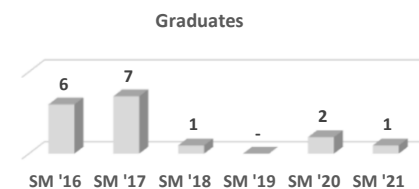
Enrollments

SM '16	56
SM '17	49
SM '18	36
SM '19	29
SM '20	27
SM '21	15



Graduates

SM '16	6
SM '17	7
SM '18	1
SM '19	-
SM '20	2
SM '21	1



Demographics	Male						Female						Grand Total					
	Full-time		Part-time		Male Total		Full-time		Part-time		Female Total		Full-time		Part-time		Grand Total	
	#	%	#	%	#	%	#	%	#	%	#	%	#	%	#	%	#	%
Asian																		
American Indian / Alaskan Native																		
Black or African American	2	13.3%	1	6.7%	3	20.0%			2	13.3%	2	13.3%	2	13.3%	3	20.0%	5	33.3%
Hispanic																		
White	2	13.3%	3	20.0%	5	33.3%	1	6.7%	4	26.7%	5	33.3%	3	20.0%	7	46.7%	10	66.7%
Native Hawaiian or Pacific Islander																		
Multiple Ethnicities																		
Unknown																		
Totals	4	26.7%	4	26.7%	8	53.3%	1	6.7%	6	40.0%	7	46.7%	5	33.3%	10	66.7%	15	100.0%



Criminal Justice

Fall 2021

CIP Code:

43.0107

Curriculum Code:

CRJ 0550

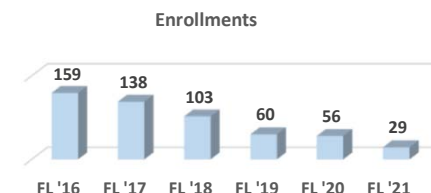
Program:

AAS

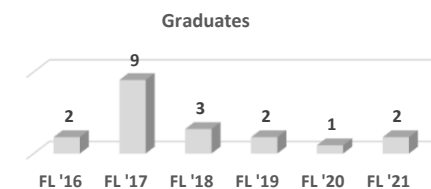
Total Enrollment:	29	100.0%	Male:	20	69.0%	FT:	17	58.6%	Avg Age:	23.6
Minority:	6	20.7%	Female:	9	31.0%	PT:	12	41.4%	Feeder Enrl:	18 62.1%

Feeder H.S. Enrollees	#	%	Age	#	%
Carbondale	1	3.4%	< = 17		
Carterville	2	6.9%	18-20	12	41.4%
Crab Orchard	1	3.4%	21-25	10	34.5%
DuQuoin	5	17.2%	26-30	4	13.8%
Elverado			31-40	2	6.9%
Herrin	1	3.4%	41-50	1	3.4%
Johnston City			51-60		
Marion	4	13.8%	61-70		
Murphysboro	1	3.4%	71-80		
West Frankfort	3	10.3%	81+		
Trico			Unk		
Feeder H.S. Total	18	62.1%	Total	29	100.0%
Agape Christian			Avg	23.6	
GED	1	3.4%	<21	12	41.4%
			>60		

Enrollments	
FL '16	159
FL '17	138
FL '18	103
FL '19	60
FL '20	56
FL '21	29



Graduates	
FL '16	2
FL '17	9
FL '18	3
FL '19	2
FL '20	1
FL '21	2



Demographics	Male						Female						Grand Total					
	Full-time		Part-time		Male Total		Full-time		Part-time		Female Total		Full-time		Part-time		Grand Total	
	#	%	#	%	#	%	#	%	#	%	#	%	#	%	#	%	#	%
Asian																		
American Indian / Alaskan Native																		
Black or African American	2	6.9%	1	3.4%	3	10.3%			1	3.4%	1	3.4%	2	6.9%	2	6.9%	4	13.8%
Hispanic	1	3.4%			1	3.4%							1	3.4%			1	3.4%
White	7	24.1%	7	24.1%	14	48.3%	6	20.7%	2	6.9%	8	27.6%	13	44.8%	9	31.0%	22	75.9%
Native Hawaiian or Pacific Islander																		
Multiple Ethnicities	1	3.4%			1	3.4%							1	3.4%			1	3.4%
Unknown			1	3.4%	1	3.4%									1	3.4%	1	3.4%
Totals	11	37.9%	9	31.0%	20	69.0%	6	20.7%	3	10.3%	9	31.0%	17	58.6%	12	41.4%	29	100.0%



Criminal Justice

CIP Code:

43.0107

Curriculum Code:

CRJ 0550

Program:

AAS

Spring 2022

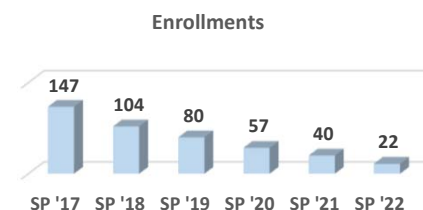
Total Enrollment:	22	100.0%	Male:	14	63.6%	FT:	12	54.5%	Avg Age:	23.7
Minority:	3	13.6%	Female:	8	36.4%	PT:	10	45.5%	Feeder Enrl:	15 68.2%

Feeder H.S. Enrollees

	#	%	Age	#	%
Carbondale	1	4.5%	< = 17		
Carterville	2	9.1%	18-20	10	45.5%
Crab Orchard	1	4.5%	21-25	7	31.8%
DuQuoin	3	13.6%	26-30	3	13.6%
Elverado			31-40	1	4.5%
Herrin	1	4.5%	41-50	1	4.5%
Johnston City			51-60		
Marion	2	9.1%	61-70		
Murphysboro	2	9.1%	71-80		
West Frankfort	2	9.1%	81+		
Trico	1	4.5%	Unk		
Feeder H.S. Total	15	68.2%	Total	22	100.0%
Agape Christian			Avg	23.7	
GED			<21	10	45.5%
			>60		

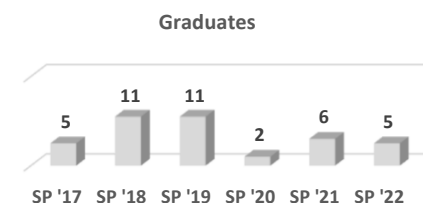
Enrollments

SP '17	147
SP '18	104
SP '19	80
SP '20	57
SP '21	40
SP '22	22



Graduates

SP '17	5
SP '18	11
SP '19	11
SP '20	2
SP '21	6
SP '22	5



Demographics	Male						Female						Grand Total					
	Full-time		Part-time		Male Total		Full-time		Part-time		Female Total		Full-time		Part-time		Grand Total	
	#	%	#	%	#	%	#	%	#	%	#	%	#	%	#	%	#	%
Asian																		
American Indian / Alaskan Native																		
Black or African American	1	4.5%			1	4.5%			1	4.5%	1	4.5%	1	4.5%	1	4.5%	2	9.1%
Hispanic	1	4.5%			1	4.5%							1	4.5%			1	4.5%
White	5	22.7%	7	31.8%	12	54.5%	5	22.7%	2	9.1%	7	31.8%	10	45.5%	9	40.9%	19	86.4%
Native Hawaiian or Pacific Islander																		
Multiple Ethnicities																		
Unknown																		
Totals	7	31.8%	7	31.8%	14	63.6%	5	22.7%	3	13.6%	8	36.4%	12	54.5%	10	45.5%	22	100.0%

2-Year Associate in Applied Science

Cyber-Security/Information Assurance

CIP Code: **11.1003**

Curriculum Code: **CIS 2015**



Cyber-Security/Information Assurance

Summer 2021

CIP Code:

11.1003

Curriculum Code:

CIS 2015

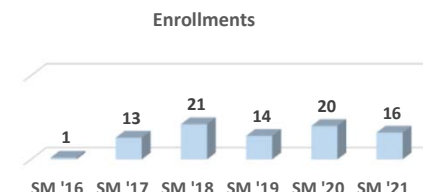
Program:

AAS

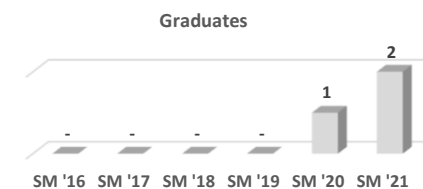
Total Enrollment:	16	100.0%	Male:	14	87.5%	FT:	9	56.3%	Avg Age:	23.7
Minority:	2	12.5%	Female:	2	12.5%	PT:	7	43.8%	Feeder Enrl:	8 50.0%

Feeder H.S. Enrollees	#	%	Age	#	%
Carbondale			<= 17	1	6.3%
Cartersville	3	18.8%	18-20	4	25.0%
Crab Orchard			21-25	7	43.8%
DuQuoin			26-30	2	12.5%
Elverado			31-40	2	12.5%
Herrin	1	6.3%	41-50		
Johnston City	1	6.3%	51-60		
Marion	2	12.5%	61-70		
Murphysboro			71-80		
West Frankfort	1	6.3%	81+		
Trico			Unk		
Feeder H.S. Total	8	50.0%	Total	16	100.0%
Agape Christian			Avg	23.7	
GED	1	6.3%	<21	5	31.3%
			>60		

Enrollments	
SM '16	1
SM '17	13
SM '18	21
SM '19	14
SM '20	20
SM '21	16



Graduates	
SM '16	-
SM '17	-
SM '18	-
SM '19	-
SM '20	1
SM '21	2



Demographics	Male						Female						Grand Total					
	Full-time		Part-time		Male Total		Full-time		Part-time		Female Total		Full-time		Part-time		Grand Total	
	#	%	#	%	#	%	#	%	#	%	#	%	#	%	#	%	#	%
Asian	1	6.3%			1	6.3%							1	6.3%			1	6.3%
American Indian / Alaskan Native																		
Black or African American			1	6.3%	1	6.3%									1	6.3%	1	6.3%
Hispanic																		
White	5	31.3%	4	25.0%	9	56.3%			1	6.3%	1	6.3%	5	31.3%	5	31.3%	10	62.5%
Native Hawaiian or Pacific Islander																		
Multiple Ethnicities																		
Unknown	2	12.5%	1	6.3%	3	18.8%	1	6.3%			1	6.3%	3	18.8%	1	6.3%	4	25.0%
Totals	8	50.0%	6	37.5%	14	87.5%	1	6.3%	1	6.3%	2	12.5%	9	56.3%	7	43.8%	16	100.0%



Cyber-Security/Information Assurance

Fall 2021

CIP Code:

11.1003

Curriculum Code:

CIS 2015

Program:

AAS

Total Enrollment:	41	100.0%	Male:	34	82.9%	FT:	28	68.3%	Avg Age:	25.1
Minority:	11	26.8%	Female:	7	17.1%	PT:	13	31.7%	Feeder Enrl:	18 43.9%

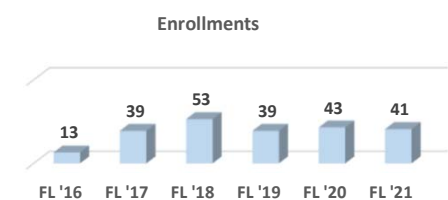
Feeder H.S. Enrollees

	#	%
Carbondale	3	7.3%
Cartersville	5	12.2%
Crab Orchard		
DuQuoin		
Elverado		
Herrin	1	2.4%
Johnston City		
Marion	6	14.6%
Murphysboro	1	2.4%
West Frankfort	1	2.4%
Trico	1	2.4%
Feeder H.S. Total	18	43.9%
Agape Christian		
GED	3	7.3%

Age	#	%
<= 17		
18-20	15	36.6%
21-25	13	31.7%
26-30	7	17.1%
31-40	3	7.3%
41-50	3	7.3%
51-60		
61-70		
71-80		
81+		
Unk		
Total	41	100.0%
Avg	25.1	
<21	15	36.6%
>60		

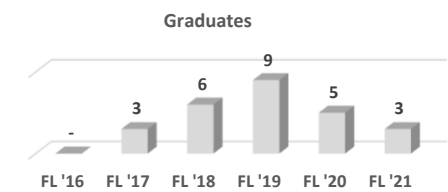
Enrollments

FL '16	13
FL '17	39
FL '18	53
FL '19	39
FL '20	43
FL '21	41



Graduates

FL '16	-
FL '17	3
FL '18	6
FL '19	9
FL '20	5
FL '21	3



Demographics	Male						Female						Grand Total					
	Full-time		Part-time		Male Total		Full-time		Part-time		Female Total		Full-time		Part-time		Grand Total	
	#	%	#	%	#	%	#	%	#	%	#	%	#	%	#	%	#	%
Asian	2	4.9%			2	4.9%	1	2.4%	1	2.4%	2	4.9%	3	7.3%	1	2.4%	4	9.8%
American Indian / Alaskan Native	2	4.9%			2	4.9%							2	4.9%			2	4.9%
Black or African American	1	2.4%	2	4.9%	3	7.3%	2	4.9%			2	4.9%	3	7.3%	2	4.9%	5	12.2%
Hispanic																		
White	17	41.5%	9	22.0%	26	63.4%	2	4.9%	1	2.4%	3	7.3%	19	46.3%	10	24.4%	29	70.7%
Native Hawaiian or Pacific Islander																		
Multiple Ethnicities																		
Unknown	1	2.4%			1	2.4%							1	2.4%			1	2.4%
Totals	23	56.1%	11	26.8%	34	82.9%	5	12.2%	2	4.9%	7	17.1%	28	68.3%	13	31.7%	41	100.0%



CIP Code:

11.1003

Curriculum Code:

CIS 2015

Program:

AAS

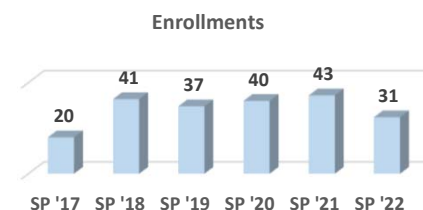
Total Enrollment:	31	100.0%	Male:	24	77.4%	FT:	20	64.5%	Avg Age:	25.7
Minority:	10	32.3%	Female:	7	22.6%	PT:	11	35.5%	Feeder Enrl:	17 54.8%

Feeder H.S. Enrollees

	#	%	Age	#	%
Carbondale	6	19.4%	< = 17		
Carterville	3	9.7%	18-20	10	32.3%
Crab Orchard			21-25	10	32.3%
DuQuoin	1	3.2%	26-30	5	16.1%
Elverado			31-40	4	12.9%
Herrin	2	6.5%	41-50	2	6.5%
Johnston City			51-60		
Marion	3	9.7%	61-70		
Murphysboro			71-80		
West Frankfort	1	3.2%	81+		
Trico	1	3.2%	Unk		
Feeder H.S. Total	17	54.8%	Total	31	100.0%
Agape Christian			Avg	25.7	
GED	2	6.5%	<21	10	32.3%
			>60		

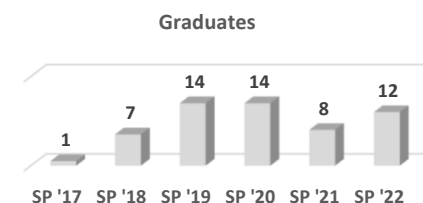
Enrollments

SP '17	20
SP '18	41
SP '19	37
SP '20	40
SP '21	43
SP '22	31



Graduates

SP '17	1
SP '18	7
SP '19	14
SP '20	14
SP '21	8
SP '22	12



Demographics	Male						Female						Grand Total					
	Full-time		Part-time		Male Total		Full-time		Part-time		Female Total		Full-time		Part-time		Grand Total	
	#	%	#	%	#	%	#	%	#	%	#	%	#	%	#	%	#	%
Asian	2	6.5%			2	6.5%	1	3.2%			1	3.2%	3	9.7%			3	9.7%
American Indian / Alaskan Native			2	6.5%	2	6.5%									2	6.5%	2	6.5%
Black or African American	2	6.5%	2	6.5%	4	12.9%	1	3.2%			1	3.2%	3	9.7%	2	6.5%	5	16.1%
Hispanic																		
White	10	32.3%	5	16.1%	15	48.4%	3	9.7%	2	6.5%	5	16.1%	13	41.9%	7	22.6%	20	64.5%
Native Hawaiian or Pacific Islander																		
Multiple Ethnicities																		
Unknown	1	3.2%			1	3.2%							1	3.2%			1	3.2%
Totals	15	48.4%	9	29.0%	24	77.4%	5	16.1%	2	6.5%	7	22.6%	20	64.5%	11	35.5%	31	100.0%

2-Year Associate in Applied Science

Diagnostic Cardiac Sonography

CIP Code: **51.0910**

Curriculum Code: **00DMS0017**



Diagnostic Cardiac Sonography

CIP Code:

51.0910

Curriculum Code:

00DMS0017

Program:

AAS

Summer 2021

Total Enrollment:	6	100.0%	Male:			FT:			Avg Age:	26.2
Minority:			Female:	6	100.0%	PT:	6	100.0%	Feeder Enrl:	4 66.7%

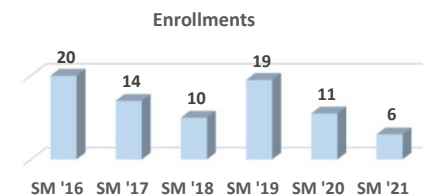
Feeder H.S. Enrollees

	#	%
Carbondale	1	16.7%
Cartersville	1	16.7%
Crab Orchard		
DuQuoin		
Elverado		
Herrin	1	16.7%
Johnston City	1	16.7%
Marion		
Murphysboro		
West Frankfort		
Trico		
Feeder H.S. Total	4	66.7%
Agape Christian		
GED		

Age	#	%
<= 17		
18-20	2	33.3%
21-25	3	50.0%
26-30		
31-40		
41-50	1	16.7%
51-60		
61-70		
71-80		
81+		
Unk		
Total	6	100.0%
Avg	26.2	
<21	2	33.3%
>60		

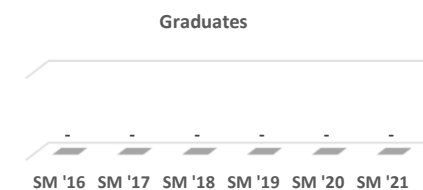
Enrollments

SM '16	20
SM '17	14
SM '18	10
SM '19	19
SM '20	11
SM '21	6



Graduates

SM '16	-
SM '17	-
SM '18	-
SM '19	-
SM '20	-
SM '21	-



Demographics	Male						Female						Grand Total					
	Full-time		Part-time		Male Total		Full-time		Part-time		Female Total		Full-time		Part-time		Grand Total	
	#	%	#	%	#	%	#	%	#	%	#	%	#	%	#	%	#	%
Asian																		
American Indian / Alaskan Native																		
Black or African American																		
Hispanic																		
White									6	100.0%	6	100.0%			6	100.0%	6	100.0%
Native Hawaiian or Pacific Islander																		
Multiple Ethnicities																		
Unknown																		
Totals									6	100.0%	6	100.0%			6	100.0%	6	100.0%



Diagnostic Cardiac Sonography

CIP Code:

51.0910

Curriculum Code:

00DMS0017

Program:

AAS

Fall 2021

Total Enrollment:	13	100.0%	Male:	2	15.4%	FT:	13	100.0%	Avg Age:	24.2
Minority:	1	7.7%	Female:	11	84.6%	PT:			Feeder Enrl:	8 61.5%

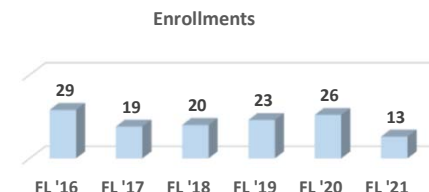
Feeder H.S. Enrollees

	#	%
Carbondale	2	15.4%
Cartersville	1	7.7%
Crab Orchard		
DuQuoin		
Elverado		
Herrin	2	15.4%
Johnston City	1	7.7%
Marion	1	7.7%
Murphysboro		
West Frankfort	1	7.7%
Trico		
Feeder H.S. Total	8	61.5%
Agape Christian		
GED		

Age	#	%
<= 17		
18-20	5	38.5%
21-25	6	46.2%
26-30	1	7.7%
31-40		
41-50	1	7.7%
51-60		
61-70		
71-80		
81+		
Unk		
Total	13	100.0%
Avg	24.2	
<21	5	38.5%
>60		

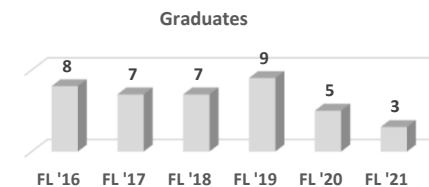
Enrollments

FL '16	29
FL '17	19
FL '18	20
FL '19	23
FL '20	26
FL '21	13



Graduates

FL '16	8
FL '17	7
FL '18	7
FL '19	9
FL '20	5
FL '21	3



Demographics	Male						Female						Grand Total					
	Full-time		Part-time		Male Total		Full-time		Part-time		Female Total		Full-time		Part-time		Grand Total	
	#	%	#	%	#	%	#	%	#	%	#	%	#	%	#	%	#	%
Asian																		
American Indian / Alaskan Native																		
Black or African American							1	7.7%			1	7.7%	1	7.7%			1	7.7%
Hispanic																		
White	2	15.4%			2	15.4%	9	69.2%			9	69.2%	11	84.6%			11	84.6%
Native Hawaiian or Pacific Islander																		
Multiple Ethnicities																		
Unknown							1	7.7%			1	7.7%	1	7.7%			1	7.7%
Totals	2	15.4%			2	15.4%	11	84.6%			11	84.6%	13	100.0%			13	100.0%



Diagnostic Cardiac Sonography

Spring 2022

CIP Code:

51.0910

Curriculum Code:

00DMS0017

Program:

AAS

Total Enrollment: 5 100.0%

Male:

FT: 5 100.0%

Avg Age: 21.9

Minority:

Female: 5 100.0%

PT:

Feeder Enrl: 2 40.0%

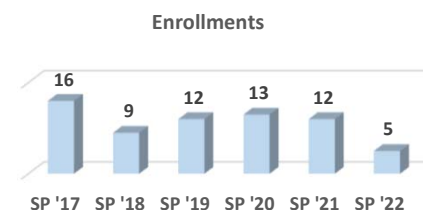
Feeder H.S. Enrollees

	#	%
Carbondale	1	20.0%
Carterville	1	20.0%
Crab Orchard		
DuQuoin		
Elverado		
Herrin		
Johnston City		
Marion		
Murphysboro		
West Frankfort		
Trico		
Feeder H.S. Total	2	40.0%
Agape Christian		
GED		

Age	#	%
<= 17		
18-20	3	60.0%
21-25	2	40.0%
26-30		
31-40		
41-50		
51-60		
61-70		
71-80		
81+		
Unk		
Total	5	100.0%
Avg	21.9	
<21	3	60.0%
>60		

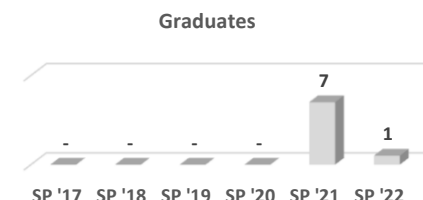
Enrollments

SP '17	16
SP '18	9
SP '19	12
SP '20	13
SP '21	12
SP '22	5



Graduates

SP '17	-
SP '18	-
SP '19	-
SP '20	-
SP '21	7
SP '22	1



Demographics	Male						Female						Grand Total					
	Full-time		Part-time		Male Total		Full-time		Part-time		Female Total		Full-time		Part-time		Grand Total	
	#	%	#	%	#	%	#	%	#	%	#	%	#	%	#	%	#	%
Asian																		
American Indian / Alaskan Native																		
Black or African American																		
Hispanic																		
White							4	80.0%			4	80.0%	4	80.0%			4	80.0%
Native Hawaiian or Pacific Islander																		
Multiple Ethnicities																		
Unknown							1	20.0%			1	20.0%	1	20.0%			1	20.0%
Totals							5	100.0%			5	100.0%	5	100.0%			5	100.0%

2-Year Associate in Applied Science

Early Childhood Education

CIP Code: **19.0709**

Curriculum Code: **ECE 0005**



Early Childhood Education

CIP Code: 19.0709

Curriculum Code:

ECE 0005

Program:

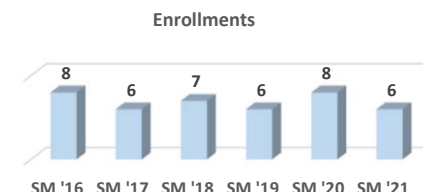
AAS

Summer 2021

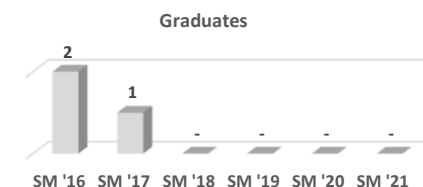
Total Enrollment:	6	100.0%	Male:			FT:	3	50.0%	Avg Age:	26.6
Minority:	2	33.3%	Female:	6	100.0%	PT:	3	50.0%	Feeder Enrl:	4 66.7%

Feeder H.S. Enrollees	#	%	Age	#	%
Carbondale			<= 17		
Cartersville			18-20	3	50.0%
Crab Orchard			21-25		
DuQuoin	1	16.7%	26-30	1	16.7%
Elverado			31-40	2	33.3%
Herrin			41-50		
Johnston City	1	16.7%	51-60		
Marion			61-70		
Murphysboro	1	16.7%	71-80		
West Frankfort	1	16.7%	81+		
Trico			Unk		
Feeder H.S. Total	4	66.7%	Total	6	100.0%
Agape Christian			Avg	26.6	
GED			<21	3	50.0%
			>60		

Enrollments	
SM '16	8
SM '17	6
SM '18	7
SM '19	6
SM '20	8
SM '21	6



Graduates	
SM '16	2
SM '17	1
SM '18	-
SM '19	-
SM '20	-
SM '21	-



Demographics	Male						Female						Grand Total					
	Full-time		Part-time		Male Total		Full-time		Part-time		Female Total		Full-time		Part-time		Grand Total	
	#	%	#	%	#	%	#	%	#	%	#	%	#	%	#	%	#	%
Asian																		
American Indian / Alaskan Native																		
Black or African American									1	16.7%	1	16.7%			1	16.7%	1	16.7%
Hispanic							1	16.7%			1	16.7%	1	16.7%			1	16.7%
White							2	33.3%	2	33.3%	4	66.7%	2	33.3%	2	33.3%	4	66.7%
Native Hawaiian or Pacific Islander																		
Multiple Ethnicities																		
Unknown																		
Totals							3	50.0%	3	50.0%	6	100.0%	3	50.0%	3	50.0%	6	100.0%



Early Childhood Education

CIP Code:

19.0709

Curriculum Code:

ECE 0005

Program:

AAS

Fall 2021

Total Enrollment:	22	100.0%	Male:			FT:	6	27.3%	Avg Age:	27.9	
Minority:	3	13.6%	Female:	22	100.0%	PT:	16	72.7%	Feeder Enrl:	10	45.5%

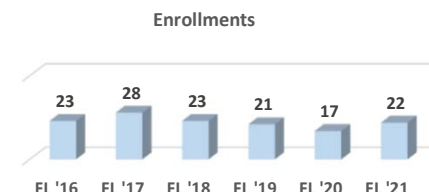
Feeder H.S. Enrollees

	#	%
Carbondale		
Carterville		
Crab Orchard		
DuQuoin	2	9.1%
Elverado		
Herrin	2	9.1%
Johnston City	1	4.5%
Marion		
Murphysboro	2	9.1%
West Frankfort	2	9.1%
Trico	1	4.5%
Feeder H.S. Total	10	45.5%
Agape Christian		
GED	2	9.1%

Age	#	%
< = 17		
18-20	6	27.3%
21-25	3	13.6%
26-30	4	18.2%
31-40	9	40.9%
41-50		
51-60		
61-70		
71-80		
81+		
Unk		
Total	22	100.0%
Avg	27.9	
<21	6	27.3%
>60		

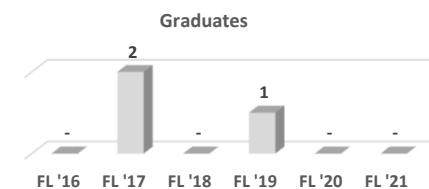
Enrollments

FL '16	23
FL '17	28
FL '18	23
FL '19	21
FL '20	17
FL '21	22



Graduates

FL '16	-
FL '17	2
FL '18	-
FL '19	1
FL '20	-
FL '21	-



Demographics	Male						Female						Grand Total					
	Full-time		Part-time		Male Total		Full-time		Part-time		Female Total		Full-time		Part-time		Grand Total	
	#	%	#	%	#	%	#	%	#	%	#	%	#	%	#	%	#	%
Asian																		
American Indian / Alaskan Native																		
Black or African American									2	9.1%	2	9.1%			2	9.1%	2	9.1%
Hispanic							1	4.5%			1	4.5%	1	4.5%			1	4.5%
White							5	22.7%	14	63.6%	19	86.4%	5	22.7%	14	63.6%	19	86.4%
Native Hawaiian or Pacific Islander																		
Multiple Ethnicities																		
Unknown																		
Totals							6	27.3%	16	72.7%	22	100.0%	6	27.3%	16	72.7%	22	100.0%



Early Childhood Education

Spring 2022

CIP Code:

19.0709

Curriculum Code:

ECE 0005

Program:

AAS

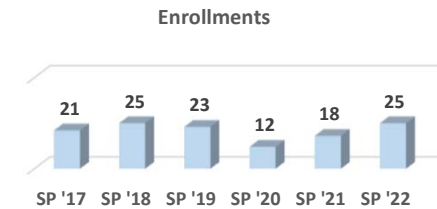
Total Enrollment:	25	100.0%	Male:			FT:	11	44.0%	Avg Age:	28.2
Minority:	5	20.0%	Female:	25	100.0%	PT:	14	56.0%	Feeder Enrl:	13 52.0%

Feeder H.S. Enrollees

<u>Feeder H.S. Enrollees</u>	#	%	<u>Age</u>	#	%
Carbondale	2	8.0%	< = 17		
Carterville	1	4.0%	18-20	5	20.0%
Crab Orchard			21-25	6	24.0%
DuQuoin	2	8.0%	26-30	3	12.0%
Elverado			31-40	10	40.0%
Herrin	2	8.0%	41-50	1	4.0%
Johnston City	1	4.0%	51-60		
Marion	1	4.0%	61-70		
Murphysboro	1	4.0%	71-80		
West Frankfort	2	8.0%	81+		
Trico	1	4.0%	Unk		
Feeder H.S. Total	13	52.0%	Total	25	100.0%
			Avg	28.2	
Agape Christian			<21	5	20.0%
GED	1	4.0%	>60		

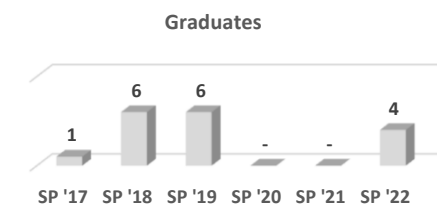
Enrollments

SP '17	21
SP '18	25
SP '19	23
SP '20	12
SP '21	18
SP '22	25



Graduates

SP '17	1
SP '18	6
SP '19	6
SP '20	-
SP '21	-
SP '22	4



Demographics	Male						Female						Grand Total					
	Full-time		Part-time		Male Total		Full-time		Part-time		Female Total		Full-time		Part-time		Grand Total	
	#	%	#	%	#	%	#	%	#	%	#	%	#	%	#	%	#	%
Asian																		
American Indian / Alaskan Native																		
Black or African American							1	4.0%	2	8.0%	3	12.0%	1	4.0%	2	8.0%	3	12.0%
Hispanic							2	8.0%			2	8.0%	2	8.0%			2	8.0%
White							8	32.0%	12	48.0%	20	80.0%	8	32.0%	12	48.0%	20	80.0%
Native Hawaiian or Pacific Islander																		
Multiple Ethnicities																		
Unknown																		
Totals							11	44.0%	14	56.0%	25	100.0%	11	44.0%	14	56.0%	25	100.0%

2-Year Associate in Applied Science

Electrical Engineering Technology

CIP Code: **15.0303**

Curriculum Code: **ELT 3012**



Electrical Engineering Technology

CIP Code:

15.0303

Curriculum Code:

ELT 3012

Program:

AAS

Summer 2021

Total Enrollment: 2 100.0%
Minority:

Male: 2 100.0%
Female:

FT:
PT: 2 100.0%

Avg Age: 20.8
Feeder Enrl:

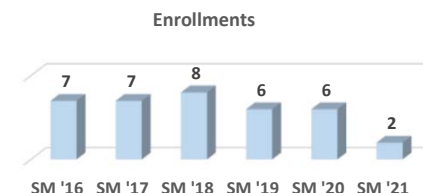
Feeder H.S. Enrollees

	#	%
Carbondale		
Cartersville		
Crab Orchard		
DuQuoin		
Elverado		
Herrin		
Johnston City		
Marion		
Murphysboro		
West Frankfort		
Trico		
Feeder H.S. Total		
Agape Christian		
GED		

Age	#	%
<= 17		
18-20	2	100.0%
21-25		
26-30		
31-40		
41-50		
51-60		
61-70		
71-80		
81+		
Unk		
Total	2	100.0%
Avg	20.8	
<21	2	100.0%
>60		

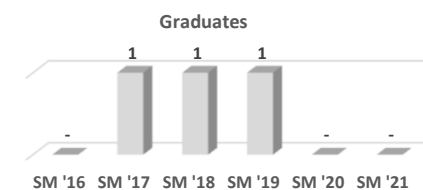
Enrollments

SM '16	7
SM '17	7
SM '18	8
SM '19	6
SM '20	6
SM '21	2



Graduates

SM '16	-
SM '17	1
SM '18	1
SM '19	1
SM '20	-
SM '21	-



Demographics	Male						Female						Grand Total					
	Full-time		Part-time		Male Total		Full-time		Part-time		Female Total		Full-time		Part-time		Grand Total	
	#	%	#	%	#	%	#	%	#	%	#	%	#	%	#	%	#	%
Asian																		
American Indian / Alaskan Native																		
Black or African American																		
Hispanic																		
White			1	50.0%	1	50.0%									1	50.0%	1	50.0%
Native Hawaiian or Pacific Islander																		
Multiple Ethnicities																		
Unknown			1	50.0%	1	50.0%									1	50.0%	1	50.0%
Totals			2	100.0%	2	100.0%									2	100.0%	2	100.0%



Electrical Engineering Technology

Fall 2021

CIP Code:

15.0303

Curriculum Code:

ELT 3012

Program:

AAS

Total Enrollment:	11	100.0%	Male:	10	90.9%	FT:	7	63.6%	Avg Age:	21.3
Minority:	1	9.1%	Female:	1	9.1%	PT:	4	36.4%	Feeder Enrl:	5 45.5%

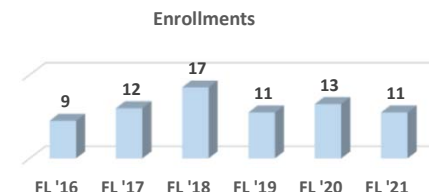
Feeder H.S. Enrollees

	#	%
Carbondale	1	9.1%
Cartersville		
Crab Orchard		
DuQuoin	1	9.1%
Elverado		
Herrin	2	18.2%
Johnston City		
Marion		
Murphysboro		
West Frankfort		
Trico	1	9.1%
Feeder H.S. Total	5	45.5%
Agape Christian		
GED	1	9.1%

Age	#	%
< = 17		
18-20	7	63.6%
21-25	3	27.3%
26-30	1	9.1%
31-40		
41-50		
51-60		
61-70		
71-80		
81+		
Unk		
Total	11	100.0%
Avg	21.3	
<21	7	63.6%
>60		

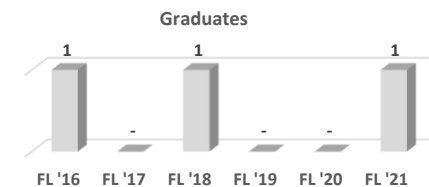
Enrollments

FL '16	9
FL '17	12
FL '18	17
FL '19	11
FL '20	13
FL '21	11



Graduates

FL '16	1
FL '17	-
FL '18	1
FL '19	-
FL '20	-
FL '21	1



Demographics	Male						Female						Grand Total					
	Full-time		Part-time		Male Total		Full-time		Part-time		Female Total		Full-time		Part-time		Grand Total	
	#	%	#	%	#	%	#	%	#	%	#	%	#	%	#	%	#	%
Asian																		
American Indian / Alaskan Native																		
Black or African American			1	9.1%	1	9.1%									1	9.1%	1	9.1%
Hispanic																		
White	6	54.5%	2	18.2%	8	72.7%	1	9.1%			1	9.1%	7	63.6%	2	18.2%	9	81.8%
Native Hawaiian or Pacific Islander																		
Multiple Ethnicities																		
Unknown			1	9.1%	1	9.1%									1	9.1%	1	9.1%
Totals	6	54.5%	4	36.4%	10	90.9%	1	9.1%			1	9.1%	7	63.6%	4	36.4%	11	100.0%



Electrical Engineering Technology

Spring 2022

CIP Code:

15.0303

Curriculum Code:

ELT 3012

Program:

AAS

Total Enrollment:	9	100.0%	Male:	9	100.0%	FT:	7	77.8%	Avg Age:	23.0
Minority:	1	11.1%	Female:			PT:	2	22.2%	Feeder Enrl:	5 55.6%

Feeder H.S. Enrollees

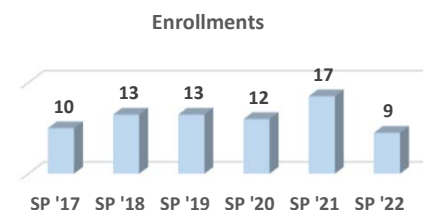
	#	%
Carbondale	2	22.2%
Carterville		
Crab Orchard		
DuQuoin		
Elverado		
Herrin	2	22.2%
Johnston City		
Marion		
Murphysboro	1	11.1%
West Frankfort		
Trico		
Feeder H.S. Total	5	55.6%
Agape Christian		
GED		

Age

	#	%
<= 17		
18-20	4	44.4%
21-25	3	33.3%
26-30	2	22.2%
31-40		
41-50		
51-60		
61-70		
71-80		
81+		
Unk		
Total	9	100.0%
Avg	23.0	
<21	4	44.4%
>60		

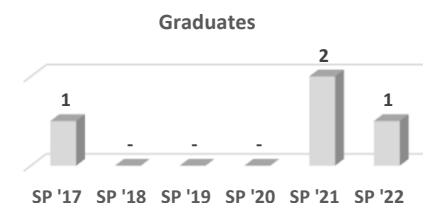
Enrollments

SP '17	10
SP '18	13
SP '19	13
SP '20	12
SP '21	17
SP '22	9



Graduates

SP '17	1
SP '18	-
SP '19	-
SP '20	-
SP '21	2
SP '22	1



Demographics	Male						Female						Grand Total					
	Full-time		Part-time		Male Total		Full-time		Part-time		Female Total		Full-time		Part-time		Grand Total	
	#	%	#	%	#	%	#	%	#	%	#	%	#	%	#	%	#	%
Asian																		
American Indian / Alaskan Native																		
Black or African American	1	11.1%			1	11.1%							1	11.1%			1	11.1%
Hispanic																		
White	5	55.6%	2	22.2%	7	77.8%							5	55.6%	2	22.2%	7	77.8%
Native Hawaiian or Pacific Islander																		
Multiple Ethnicities																		
Unknown	1	11.1%			1	11.1%							1	11.1%			1	11.1%
Totals	7	77.8%	2	22.2%	9	100.0%							7	77.8%	2	22.2%	9	100.0%

2-Year Associate in Applied Science

Electronics Technology

CIP Code: **15.0303**

Curriculum Code: **00ELT3010**



Electronics Technology

CIP Code:

15.0303

Curriculum Code:

00ELT3010

Program:

AAS

Summer 2021

Total Enrollment:

Male:

FT:

Avg Age:

Minority:

Female:

PT:

Feeder Enrl:

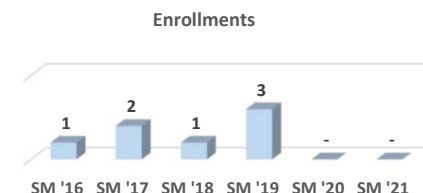
Feeder H.S. Enrollees

	#	%
Carbondale		
Cartersville		
Crab Orchard		
DuQuoin		
Elverado		
Herrin		
Johnston City		
Marion		
Murphysboro		
West Frankfort		
Trico		
Feeder H.S. Total		
Agape Christian		
GED		

Age	#	%
<= 17		
18-20		
21-25		
26-30		
31-40		
41-50		
51-60		
61-70		
71-80		
81+		
Unk		
Total		
Avg		
<21		
>60		

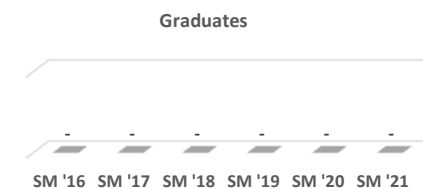
Enrollments

SM '16	1
SM '17	2
SM '18	1
SM '19	3
SM '20	-
SM '21	-



Graduates

SM '16	-
SM '17	-
SM '18	-
SM '19	-
SM '20	-
SM '21	-



Demographics	Male						Female						Grand Total					
	Full-time		Part-time		Male Total		Full-time		Part-time		Female Total		Full-time		Part-time		Grand Total	
	#	%	#	%	#	%	#	%	#	%	#	%	#	%	#	%	#	%
Asian																		
American Indian / Alaskan Native																		
Black or African American																		
Hispanic																		
White																		
Native Hawaiian or Pacific Islander																		
Multiple Ethnicities																		
Unknown																		
Totals																		



Electronics Technology

CIP Code:

15.0303

Curriculum Code:

00ELT3010

Program:

AAS

Fall 2021

Total Enrollment:	6	100.0%	Male:	6	100.0%	FT:	3	50.0%	Avg Age:	24.8
Minority:	1	16.7%	Female:			PT:	3	50.0%	Feeder Enrl:	4 66.7%

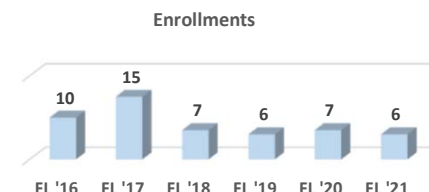
Feeder H.S. Enrollees

	#	%
Carbondale		
Carterville		
Crab Orchard		
DuQuoin		
Elverado		
Herrin	2	33.3%
Johnston City		
Marion	1	16.7%
Murphysboro	1	16.7%
West Frankfort		
Trico		
Feeder H.S. Total	4	66.7%
Agape Christian		
GED		

Age	#	%
<= 17		
18-20	4	66.7%
21-25		
26-30		
31-40	2	33.3%
41-50		
51-60		
61-70		
71-80		
81+		
Unk		
Total	6	100.0%
Avg	24.8	
<21	4	66.7%
>60		

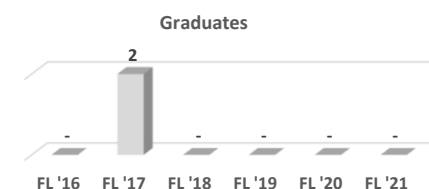
Enrollments

FL '16	10
FL '17	15
FL '18	7
FL '19	6
FL '20	7
FL '21	6



Graduates

FL '16	-
FL '17	2
FL '18	-
FL '19	-
FL '20	-
FL '21	-



Demographics	Male						Female						Grand Total					
	Full-time		Part-time		Male Total		Full-time		Part-time		Female Total		Full-time		Part-time		Grand Total	
	#	%	#	%	#	%	#	%	#	%	#	%	#	%	#	%	#	%
Asian																		
American Indian / Alaskan Native																		
Black or African American			1	16.7%	1	16.7%									1	16.7%	1	16.7%
Hispanic																		
White	2	33.3%	2	33.3%	4	66.7%							2	33.3%	2	33.3%	4	66.7%
Native Hawaiian or Pacific Islander																		
Multiple Ethnicities																		
Unknown	1	16.7%			1	16.7%							1	16.7%			1	16.7%
Totals	3	50.0%	3	50.0%	6	100.0%							3	50.0%	3	50.0%	6	100.0%



Electronics Technology

CIP Code: 15.0303

Curriculum Code: 00ELT3010

Program: AAS

Spring 2022

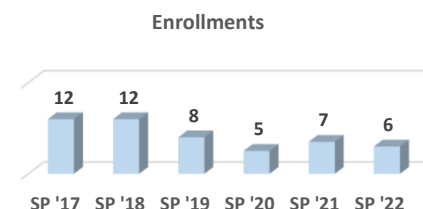
Total Enrollment:	6	100.0%	Male:	6	100.0%	FT:	3	50.0%	Avg Age:	25.8
Minority:			Female:			PT:	3	50.0%	Feeder Enrl:	2 33.3%

Feeder H.S. Enrollees

	#	%	Age	#	%
Carbondale			< = 17		
Carterville			18-20	3	50.0%
Crab Orchard			21-25		
DuQuoin			26-30	1	16.7%
Elverado			31-40	2	33.3%
Herrin			41-50		
Johnston City			51-60		
Marion			61-70		
Murphysboro	2	33.3%	71-80		
West Frankfort			81+		
Trico			Unk		
Feeder H.S. Total	2	33.3%	Total	6	100.0%
Agape Christian			Avg	25.8	
GED			<21	3	50.0%
			>60		

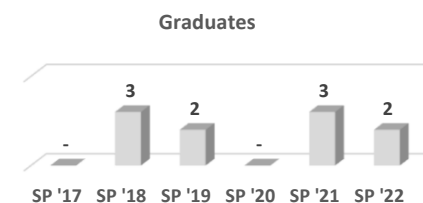
Enrollments

SP '17	12
SP '18	12
SP '19	8
SP '20	5
SP '21	7
SP '22	6



Graduates

SP '17	-
SP '18	3
SP '19	2
SP '20	-
SP '21	3
SP '22	2



Demographics	Male						Female						Grand Total					
	Full-time		Part-time		Male Total		Full-time		Part-time		Female Total		Full-time		Part-time		Grand Total	
	#	%	#	%	#	%	#	%	#	%	#	%	#	%	#	%	#	%
Asian																		
American Indian / Alaskan Native																		
Black or African American																		
Hispanic																		
White	2	33.3%	2	33.3%	4	66.7%							2	33.3%	2	33.3%	4	66.7%
Native Hawaiian or Pacific Islander																		
Multiple Ethnicities																		
Unknown	1	16.7%	1	16.7%	2	33.3%							1	16.7%	1	16.7%	2	33.3%
Totals	3	50.0%	3	50.0%	6	100.0%							3	50.0%	3	50.0%	6	100.0%

2-Year Associate in Applied Science

Emergency Medical Services

CIP Code: **51.0904**

Curriculum Code: **EMS 0101**



Emergency Medical Services

Summer 2021

CIP Code:

51.0904

Curriculum Code:

EMS 0101

Program:

AAS

Total Enrollment:	7	100.0%	Male:	6	85.7%	FT:	7	100.0%	Avg Age:	26.4
Minority:	1	14.3%	Female:	1	14.3%	PT:			Feeder Enrl:	3 42.9%

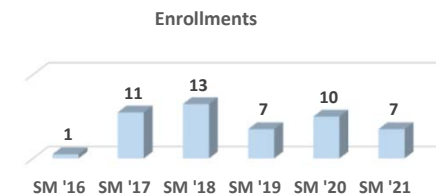
Feeder H.S. Enrollees

	#	%
Carbondale	1	14.3%
Cartersville		
Crab Orchard		
DuQuoin		
Elverado		
Herrin	1	14.3%
Johnston City		
Marion	1	14.3%
Murphysboro		
West Frankfort		
Trico		
Feeder H.S. Total	3	42.9%
Agape Christian		
GED		

Age	#	%
<= 17		
18-20	2	28.6%
21-25	1	14.3%
26-30	2	28.6%
31-40	2	28.6%
41-50		
51-60		
61-70		
71-80		
81+		
Unk		
Total	7	100.0%
Avg	26.4	
<21	2	28.6%
>60		

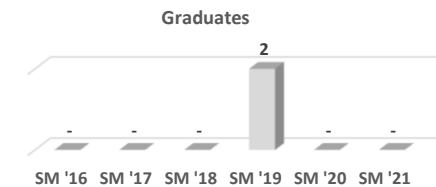
Enrollments

SM '16	1
SM '17	11
SM '18	13
SM '19	7
SM '20	10
SM '21	7



Graduates

SM '16	-
SM '17	-
SM '18	-
SM '19	2
SM '20	-
SM '21	-



Demographics	Male						Female						Grand Total					
	Full-time		Part-time		Male Total		Full-time		Part-time		Female Total		Full-time		Part-time		Grand Total	
	#	%	#	%	#	%	#	%	#	%	#	%	#	%	#	%	#	%
Asian																		
American Indian / Alaskan Native																		
Black or African American																		
Hispanic																		
White	5	71.4%			5	71.4%	1	14.3%			1	14.3%	6	85.7%			6	85.7%
Native Hawaiian or Pacific Islander																		
Multiple Ethnicities	1	14.3%			1	14.3%							1	14.3%			1	14.3%
Unknown																		
Totals	6	85.7%			6	85.7%	1	14.3%			1	14.3%	7	100.0%			7	100.0%



Emergency Medical Services

CIP Code:

51.0904

Curriculum Code:

EMS 0101

Program:

AAS

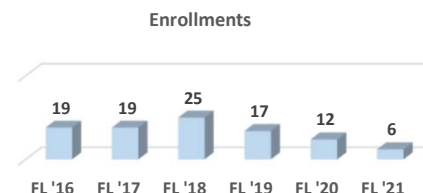
Fall 2021

Total Enrollment:	6	100.0%	Male:	5	83.3%	FT:	6	100.0%	Avg Age:	24.1
Minority:	2	33.3%	Female:	1	16.7%	PT:			Feeder Enrl:	3 50.0%

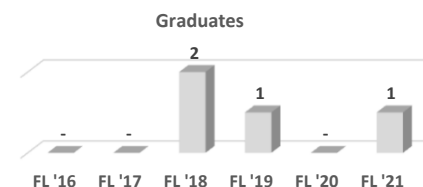
Feeder H.S. Enrollees	#	%
Carbondale	1	16.7%
Cartersville		
Crab Orchard		
DuQuoin		
Elverado	1	16.7%
Herrin	1	16.7%
Johnston City		
Marion		
Murphysboro		
West Frankfort		
Trico		
Feeder H.S. Total	3	50.0%
Agape Christian		
GED		

Age	#	%
<= 17		
18-20	2	33.3%
21-25	3	50.0%
26-30		
31-40	1	16.7%
41-50		
51-60		
61-70		
71-80		
81+		
Unk		
Total	6	100.0%
Avg	24.1	
<21	2	33.3%
>60		

Enrollments	
FL '16	19
FL '17	19
FL '18	25
FL '19	17
FL '20	12
FL '21	6



Graduates	
FL '16	-
FL '17	-
FL '18	2
FL '19	1
FL '20	-
FL '21	1



Demographics	Male						Female						Grand Total					
	Full-time		Part-time		Male Total		Full-time		Part-time		Female Total		Full-time		Part-time		Grand Total	
	#	%	#	%	#	%	#	%	#	%	#	%	#	%	#	%	#	%
Asian																		
American Indian / Alaskan Native																		
Black or African American																		
Hispanic	1	16.7%			1	16.7%							1	16.7%			1	16.7%
White	2	33.3%			2	33.3%	1	16.7%			1	16.7%	3	50.0%			3	50.0%
Native Hawaiian or Pacific Islander																		
Multiple Ethnicities	1	16.7%			1	16.7%							1	16.7%			1	16.7%
Unknown	1	16.7%			1	16.7%							1	16.7%			1	16.7%
Totals	5	83.3%			5	83.3%	1	16.7%			1	16.7%	6	100.0%			6	100.0%



Emergency Medical Services

Spring 2022

CIP Code:

51.0904

Curriculum Code:

EMS 0101

Program:

AAS

Total Enrollment:	5	100.0%	Male:	3	60.0%	FT:	5	100.0%	Avg Age:	22.4
Minority:	2	40.0%	Female:	2	40.0%	PT:			Feeder Enrl:	2 40.0%

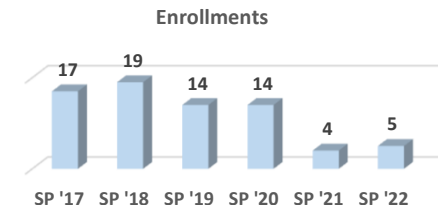
Feeder H.S. Enrollees

	#	%
Carbondale		
Carterville		
Crab Orchard		
DuQuoin		
Elverado		
Herrin	2	40.0%
Johnston City		
Marion		
Murphysboro		
West Frankfort		
Trico		
Feeder H.S. Total	2	40.0%
Agape Christian		
GED		

Age	#	%
<= 17		
18-20	2	40.0%
21-25	2	40.0%
26-30	1	20.0%
31-40		
41-50		
51-60		
61-70		
71-80		
81+		
Unk		
Total	5	100.0%
Avg	22.4	
<21	2	40.0%
>60		

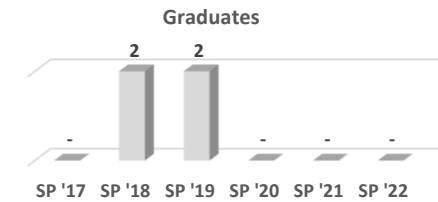
Enrollments

SP '17	17
SP '18	19
SP '19	14
SP '20	14
SP '21	4
SP '22	5



Graduates

SP '17	-
SP '18	2
SP '19	2
SP '20	-
SP '21	-
SP '22	-



Demographics	Male						Female						Grand Total					
	Full-time		Part-time		Male Total		Full-time		Part-time		Female Total		Full-time		Part-time		Grand Total	
	#	%	#	%	#	%	#	%	#	%	#	%	#	%	#	%	#	%
Asian																		
American Indian / Alaskan Native																		
Black or African American																		
Hispanic	2	40.0%			2	40.0%							2	40.0%			2	40.0%
White	1	20.0%			1	20.0%	2	40.0%			2	40.0%	3	60.0%			3	60.0%
Native Hawaiian or Pacific Islander																		
Multiple Ethnicities																		
Unknown																		
Totals	3	60.0%			3	60.0%	2	40.0%			2	40.0%	5	100.0%			5	100.0%

2-Year Associate in Applied Science

Graphics Design

CIP Code: 50.0409

Curriculum Code: GRD 2004



Graphics Design

CIP Code: 50.0409

Curriculum Code:

GRD 2004

Program:

AAS

Summer 2021

Total Enrollment:	5	100.0%	Male:	1	20.0%	FT:	4	80.0%	Avg Age:	22.3
Minority:	1	20.0%	Female:	4	80.0%	PT:	1	20.0%	Feeder Enrl:	3 60.0%

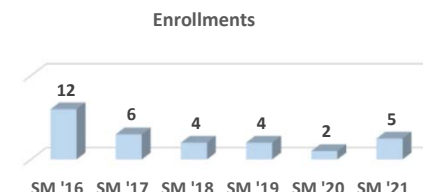
Feeder H.S. Enrollees

	#	%
Carbondale	1	20.0%
Cartersville		
Crab Orchard		
DuQuoin		
Elverado		
Herrin	1	20.0%
Johnston City		
Marion	1	20.0%
Murphysboro		
West Frankfort		
Trico		
Feeder H.S. Total	3	60.0%
Agape Christian		
GED	1	20.0%

Age	#	%
<= 17		
18-20	3	60.0%
21-25	1	20.0%
26-30		
31-40	1	20.0%
41-50		
51-60		
61-70		
71-80		
81+		
Unk		
Total	5	100.0%
Avg	22.3	
<21	3	60.0%
>60		

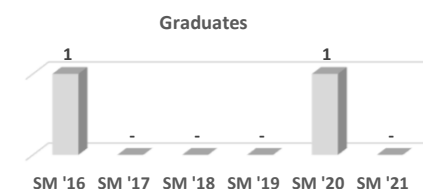
Enrollments

SM '16	12
SM '17	6
SM '18	4
SM '19	4
SM '20	2
SM '21	5



Graduates

SM '16	1
SM '17	-
SM '18	-
SM '19	-
SM '20	1
SM '21	-



Demographics	Male						Female						Grand Total					
	Full-time		Part-time		Male Total		Full-time		Part-time		Female Total		Full-time		Part-time		Grand Total	
	#	%	#	%	#	%	#	%	#	%	#	%	#	%	#	%	#	%
Asian																		
American Indian / Alaskan Native	1	20.0%			1	20.0%							1	20.0%			1	20.0%
Black or African American																		
Hispanic																		
White							3	60.0%	1	20.0%	4	80.0%	3	60.0%	1	20.0%	4	80.0%
Native Hawaiian or Pacific Islander																		
Multiple Ethnicities																		
Unknown																		
Totals	1	20.0%			1	20.0%	3	60.0%	1	20.0%	4	80.0%	4	80.0%	1	20.0%	5	100.0%



Graphics Design

CIP Code:

50.0409

Curriculum Code:

GRD 2004

Program:

AAS

Fall 2021

Total Enrollment:	16	100.0%	Male:	8	50.0%	FT:	9	56.3%	Avg Age:	29.2
Minority:	5	31.3%	Female:	8	50.0%	PT:	7	43.8%	Feeder Enrl:	7 43.8%

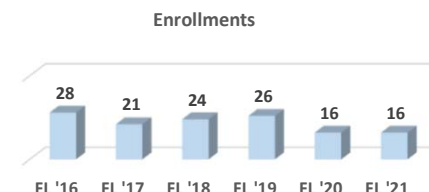
Feeder H.S. Enrollees

	#	%
Carbondale	2	12.5%
Cartersville		
Crab Orchard		
DuQuoin		
Elverado		
Herrin	1	6.3%
Johnston City		
Marion	4	25.0%
Murphysboro		
West Frankfort		
Trico		
Feeder H.S. Total	7	43.8%
Agape Christian		
GED		

Age	#	%
<= 17	1	6.3%
18-20	7	43.8%
21-25	3	18.8%
26-30	2	12.5%
31-40		
41-50	1	6.3%
51-60		
61-70	1	6.3%
71-80	1	6.3%
81+		
Unk		
Total	16	100.0%
Avg	29.2	
<21	8	50.0%
>60	2	12.5%

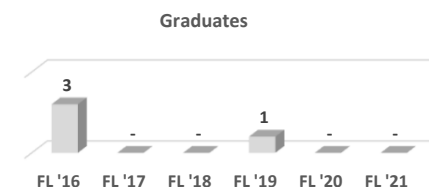
Enrollments

FL '16	28
FL '17	21
FL '18	24
FL '19	26
FL '20	16
FL '21	16



Graduates

FL '16	3
FL '17	-
FL '18	-
FL '19	1
FL '20	-
FL '21	-



Demographics	Male						Female						Grand Total					
	Full-time		Part-time		Male Total		Full-time		Part-time		Female Total		Full-time		Part-time		Grand Total	
	#	%	#	%	#	%	#	%	#	%	#	%	#	%	#	%	#	%
Asian																		
American Indian / Alaskan Native	1	6.3%			1	6.3%							1	6.3%			1	6.3%
Black or African American			2	12.5%	2	12.5%									2	12.5%	2	12.5%
Hispanic																		
White	2	12.5%	1	6.3%	3	18.8%	5	31.3%	3	18.8%	8	50.0%	7	43.8%	4	25.0%	11	68.8%
Native Hawaiian or Pacific Islander																		
Multiple Ethnicities	1	6.3%	1	6.3%	2	12.5%							1	6.3%	1	6.3%	2	12.5%
Unknown																		
Totals	4	25.0%	4	25.0%	8	50.0%	5	31.3%	3	18.8%	8	50.0%	9	56.3%	7	43.8%	16	100.0%



Graphics Design

CIP Code:

50.0409

Curriculum Code:

GRD 2004

Program:

AAS

Spring 2022

Total Enrollment:	18	100.0%	Male:	9	50.0%	FT:	11	61.1%	Avg Age:	24.9
Minority:	5	27.8%	Female:	9	50.0%	PT:	7	38.9%	Feeder Enrl:	9 50.0%

Feeder H.S. Enrollees

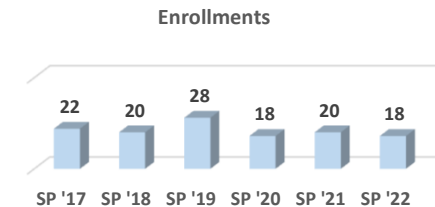
	#	%
Carbondale	2	11.1%
Carterville		
Crab Orchard		
DuQuoin		
Elverado		
Herrin	1	5.6%
Johnston City		
Marion	4	22.2%
Murphysboro	2	11.1%
West Frankfort		
Trico		
Feeder H.S. Total	9	50.0%
Agape Christian	1	5.6%
GED	1	5.6%

Age

	#	%
< = 17		
18-20	8	44.4%
21-25	4	22.2%
26-30	3	16.7%
31-40	2	11.1%
41-50	1	5.6%
51-60		
61-70		
71-80		
81+		
Unk		
Total	18	100.0%
Avg	24.9	
<21	8	44.4%
>60		

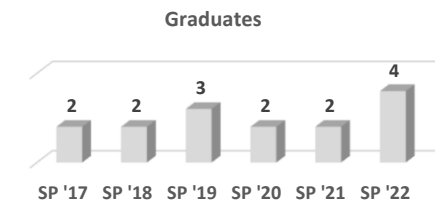
Enrollments

SP '17	22
SP '18	20
SP '19	28
SP '20	18
SP '21	20
SP '22	18



Graduates

SP '17	2
SP '18	2
SP '19	3
SP '20	2
SP '21	2
SP '22	4



Demographics	Male						Female						Grand Total					
	Full-time		Part-time		Male Total		Full-time		Part-time		Female Total		Full-time		Part-time		Grand Total	
	#	%	#	%	#	%	#	%	#	%	#	%	#	%	#	%	#	%
Asian																		
American Indian / Alaskan Native	1	5.6%			1	5.6%							1	5.6%			1	5.6%
Black or African American			2	11.1%	2	11.1%									2	11.1%	2	11.1%
Hispanic	1	5.6%			1	5.6%							1	5.6%			1	5.6%
White	2	11.1%	2	11.1%	4	22.2%	7	38.9%	1	5.6%	8	44.4%	9	50.0%	3	16.7%	12	66.7%
Native Hawaiian or Pacific Islander																		
Multiple Ethnicities			1	5.6%	1	5.6%									1	5.6%	1	5.6%
Unknown									1	5.6%	1	5.6%			1	5.6%	1	5.6%
Totals	4	22.2%	5	27.8%	9	50.0%	7	38.9%	2	11.1%	9	50.0%	11	61.1%	7	38.9%	18	100.0%

2-Year Associate in Applied Science

Heating & Air Conditioning

CIP Code: 47.0201

Curriculum Code: HAC 0095



Heating & Air Conditioning

CIP Code:

47.0201

Curriculum Code:

HAC 0095

Program:

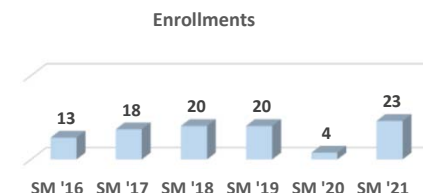
AAS

Summer 2021

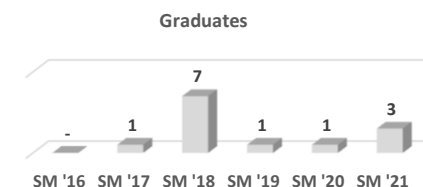
Total Enrollment:	23	100.0%	Male:	18	78.3%	FT:	9	39.1%	Avg Age:	26.3
Minority:	2	8.7%	Female:	5	21.7%	PT:	14	60.9%	Feeder Enrl:	15 65.2%

Feeder H.S. Enrollees	#	%	Age	#	%
Carbondale	2	8.7%	<= 17	1	4.3%
Cartersville			18-20	8	34.8%
Crab Orchard			21-25	4	17.4%
DuQuoin	4	17.4%	26-30	4	17.4%
Elverado	1	4.3%	31-40	5	21.7%
Herrin	2	8.7%	41-50		
Johnston City	1	4.3%	51-60	1	4.3%
Marion	1	4.3%	61-70		
Murphysboro			71-80		
West Frankfort	2	8.7%	81+		
Trico	2	8.7%	Unk		
Feeder H.S. Total	15	65.2%	Total	23	100.0%
Agape Christian			Avg	26.3	
GED	3	13.0%	<21	9	39.1%
			>60		

Enrollments	
SM '16	13
SM '17	18
SM '18	20
SM '19	20
SM '20	4
SM '21	23



Graduates	
SM '16	-
SM '17	1
SM '18	7
SM '19	1
SM '20	1
SM '21	3



Demographics	Male						Female						Grand Total					
	Full-time		Part-time		Male Total		Full-time		Part-time		Female Total		Full-time		Part-time		Grand Total	
	#	%	#	%	#	%	#	%	#	%	#	%	#	%	#	%	#	%
Asian																		
American Indian / Alaskan Native																		
Black or African American			1	4.3%	1	4.3%			1	4.3%	1	4.3%			2	8.7%	2	8.7%
Hispanic																		
White	7	30.4%	8	34.8%	15	65.2%			4	17.4%	4	17.4%	7	30.4%	12	52.2%	19	82.6%
Native Hawaiian or Pacific Islander																		
Multiple Ethnicities																		
Unknown	2	8.7%			2	8.7%							2	8.7%			2	8.7%
Totals	9	39.1%	9	39.1%	18	78.3%			5	21.7%	5	21.7%	9	39.1%	14	60.9%	23	100.0%



Heating & Air Conditioning

CIP Code:

47.0201

Curriculum Code:

HAC 0095

Program:

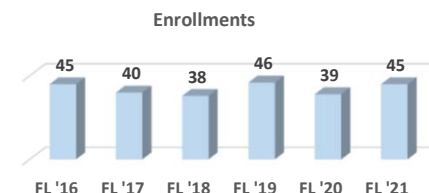
AAS

Fall 2021

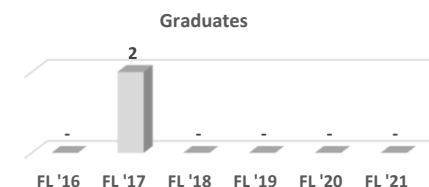
Total Enrollment:	45	100.0%	Male:	41	91.1%	FT:	34	75.6%	Avg Age:	26.2
Minority:	7	15.6%	Female:	4	8.9%	PT:	11	24.4%	Feeder Enrl:	22 48.9%

Feeder H.S. Enrollees	#	%	Age	#	%
Carbondale	6	13.3%	< = 17	1	2.2%
Cartersville			18-20	18	40.0%
Crab Orchard			21-25	12	26.7%
DuQuoin	5	11.1%	26-30	5	11.1%
Elverado	1	2.2%	31-40	4	8.9%
Herrin	1	2.2%	41-50	3	6.7%
Johnston City	2	4.4%	51-60	2	4.4%
Marion	2	4.4%	61-70		
Murphysboro			71-80		
West Frankfort	3	6.7%	81+		
Trico	2	4.4%	Unk		
Feeder H.S. Total	22	48.9%	Total	45	100.0%
Agape Christian			Avg	26.2	
GED	3	6.7%	<21	19	42.2%
			>60		

Enrollments	
FL '16	45
FL '17	40
FL '18	38
FL '19	46
FL '20	39
FL '21	45



Graduates	
FL '16	-
FL '17	2
FL '18	-
FL '19	-
FL '20	-
FL '21	-



Demographics	Male						Female						Grand Total					
	Full-time		Part-time		Male Total		Full-time		Part-time		Female Total		Full-time		Part-time		Grand Total	
	#	%	#	%	#	%	#	%	#	%	#	%	#	%	#	%	#	%
Asian																		
American Indian / Alaskan Native																		
Black or African American	3	6.7%	3	6.7%	6	13.3%	1	2.2%			1	2.2%	4	8.9%	3	6.7%	7	15.6%
Hispanic																		
White	27	60.0%	7	15.6%	34	75.6%	2	4.4%	1	2.2%	3	6.7%	29	64.4%	8	17.8%	37	82.2%
Native Hawaiian or Pacific Islander																		
Multiple Ethnicities																		
Unknown	1	2.2%			1	2.2%							1	2.2%			1	2.2%
Totals	31	68.9%	10	22.2%	41	91.1%	3	6.7%	1	2.2%	4	8.9%	34	75.6%	11	24.4%	45	100.0%



Heating & Air Conditioning

Spring 2022

CIP Code:

47.0201

Curriculum Code:

HAC 0095

Program:

AAS

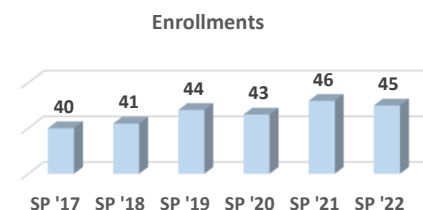
Total Enrollment:	45	100.0%	Male:	40	88.9%	FT:	38	84.4%	Avg Age:	26.0
Minority:	7	15.6%	Female:	5	11.1%	PT:	7	15.6%	Feeder Enrl:	21 46.7%

Feeder H.S. Enrollees

	#	%	Age	#	%
Carbondale	4	8.9%	< = 17		
Carterville	2	4.4%	18-20	19	42.2%
Crab Orchard			21-25	12	26.7%
DuQuoin	5	11.1%	26-30	6	13.3%
Elverado	1	2.2%	31-40	3	6.7%
Herrin	1	2.2%	41-50	3	6.7%
Johnston City	2	4.4%	51-60	2	4.4%
Marion	2	4.4%	61-70		
Murphysboro			71-80		
West Frankfort	2	4.4%	81+		
Trico	2	4.4%	Unk		
Feeder H.S. Total	21	46.7%	Total	45	100.0%
Agape Christian			Avg	26.0	
GED	3	6.7%	<21	19	42.2%
			>60		

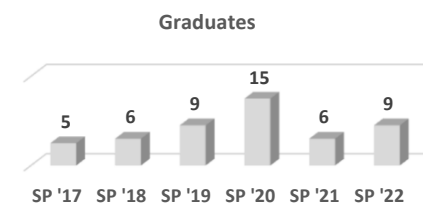
Enrollments

SP '17	40
SP '18	41
SP '19	44
SP '20	43
SP '21	46
SP '22	45



Graduates

SP '17	5
SP '18	6
SP '19	9
SP '20	15
SP '21	6
SP '22	9



Demographics	Male						Female						Grand Total					
	Full-time		Part-time		Male Total		Full-time		Part-time		Female Total		Full-time		Part-time		Grand Total	
	#	%	#	%	#	%	#	%	#	%	#	%	#	%	#	%	#	%
Asian																		
American Indian / Alaskan Native																		
Black or African American	4	8.9%	1	2.2%	5	11.1%	1	2.2%			1	2.2%	5	11.1%	1	2.2%	6	13.3%
Hispanic																		
White	29	64.4%	4	8.9%	33	73.3%	3	6.7%	1	2.2%	4	8.9%	32	71.1%	5	11.1%	37	82.2%
Native Hawaiian or Pacific Islander			1	2.2%	1	2.2%									1	2.2%	1	2.2%
Multiple Ethnicities																		
Unknown	1	2.2%			1	2.2%							1	2.2%			1	2.2%
Totals	34	75.6%	6	13.3%	40	88.9%	4	8.9%	1	2.2%	5	11.1%	38	84.4%	7	15.6%	45	100.0%

2-Year Associate in Applied Science

Industrial Maintenance

CIP Code: 47.0303

Curriculum Code: **IDM000069**



Industrial Maintenance

CIP Code: 47.0303

Curriculum Code:

IDM000069

Program:

AAS

Summer 2021

Total Enrollment:	2	100.0%	Male:	2	100.0%	FT:	1	50.0%	Avg Age:	27.6
Minority:			Female:			PT:	1	50.0%	Feeder Enrl:	1 50.0%

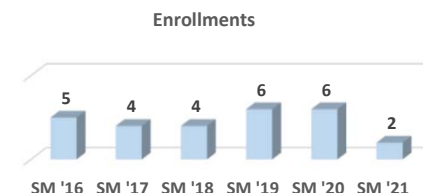
Feeder H.S. Enrollees

	#	%
Carbondale		
Cartersville		
Crab Orchard		
DuQuoin		
Elverado		
Herrin		
Johnston City		
Marion	1	50.0%
Murphysboro		
West Frankfort		
Trico		
Feeder H.S. Total	1	50.0%
Agape Christian		
GED		

Age	#	%
<= 17		
18-20	2	100.0%
21-25		
26-30		
31-40		
41-50		
51-60		
61-70		
71-80		
81+		
Unk		
Total	2	100.0%
Avg	27.6	
<21	2	100.0%
>60		

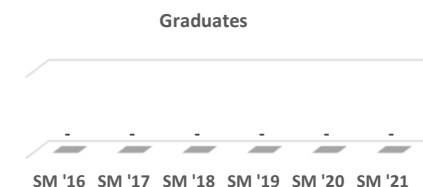
Enrollments

SM '16	5
SM '17	4
SM '18	4
SM '19	6
SM '20	6
SM '21	2



Graduates

SM '16	-
SM '17	-
SM '18	-
SM '19	-
SM '20	-
SM '21	-



Demographics	Male						Female						Grand Total					
	Full-time		Part-time		Male Total		Full-time		Part-time		Female Total		Full-time		Part-time		Grand Total	
	#	%	#	%	#	%	#	%	#	%	#	%	#	%	#	%	#	%
Asian																		
American Indian / Alaskan Native																		
Black or African American																		
Hispanic																		
White	1	50.0%	1	50.0%	2	100.0%							1	50.0%	1	50.0%	2	100.0%
Native Hawaiian or Pacific Islander																		
Multiple Ethnicities																		
Unknown																		
Totals	1	50.0%	1	50.0%	2	100.0%							1	50.0%	1	50.0%	2	100.0%



Industrial Maintenance

CIP Code:

47.0303

Curriculum Code:

IDM000069

Program:

AAS

Fall 2021

Total Enrollment:	6	100.0%	Male:	6	100.0%	FT:	4	66.7%	Avg Age:	28.0
Minority:			Female:			PT:	2	33.3%	Feeder Enrl:	3 50.0%

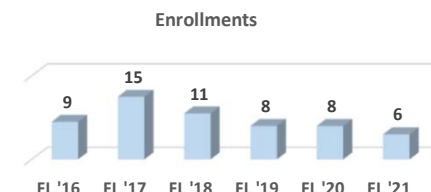
Feeder H.S. Enrollees

	#	%
Carbondale		
Carterville		
Crab Orchard		
DuQuoin		
Elverado		
Herrin	1	16.7%
Johnston City		
Marion	1	16.7%
Murphysboro		
West Frankfort		
Trico	1	16.7%
Feeder H.S. Total	3	50.0%
Agape Christian		
GED	1	16.7%

Age	#	%
< = 17		
18-20	2	33.3%
21-25	2	33.3%
26-30		
31-40	1	16.7%
41-50	1	16.7%
51-60		
61-70		
71-80		
81+		
Unk		
Total	6	100.0%
Avg	28.0	
<21	2	33.3%
>60		

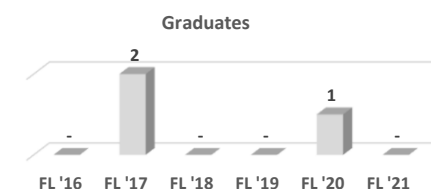
Enrollments

FL '16	9
FL '17	15
FL '18	11
FL '19	8
FL '20	8
FL '21	6



Graduates

FL '16	-
FL '17	2
FL '18	-
FL '19	-
FL '20	1
FL '21	-



Demographics	Male						Female						Grand Total					
	Full-time		Part-time		Male Total		Full-time		Part-time		Female Total		Full-time		Part-time		Grand Total	
	#	%	#	%	#	%	#	%	#	%	#	%	#	%	#	%	#	%
Asian																		
American Indian / Alaskan Native																		
Black or African American																		
Hispanic																		
White	4	66.7%	2	33.3%	6	100.0%							4	66.7%	2	33.3%	6	100.0%
Native Hawaiian or Pacific Islander																		
Multiple Ethnicities																		
Unknown																		
Totals	4	66.7%	2	33.3%	6	100.0%							4	66.7%	2	33.3%	6	100.0%



Industrial Maintenance

CIP Code:

47.0303

Curriculum Code:

IDM000069

Program:

AAS

Spring 2022

Total Enrollment:	4	100.0%	Male:	4	100.0%	FT:	1	25.0%	Avg Age:	32.8
Minority:			Female:			PT:	3	75.0%	Feeder Enrl:	2 50.0%

Feeder H.S. Enrollees

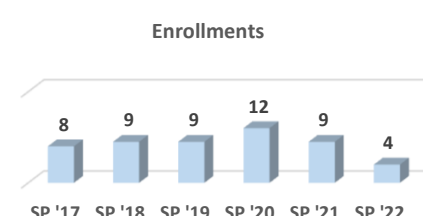
	#	%
Carbondale		
Carterville		
Crab Orchard		
DuQuoin		
Elverado		
Herrin		
Johnston City	1	25.0%
Marion	1	25.0%
Murphysboro		
West Frankfort		
Trico		
Feeder H.S. Total	2	50.0%
Agape Christian		
GED	1	25.0%

Age

	#	%
< = 17		
18-20	1	25.0%
21-25	1	25.0%
26-30		
31-40	1	25.0%
41-50	1	25.0%
51-60		
61-70		
71-80		
81+		
Unk		
Total	4	100.0%
Avg	32.8	
<21	1	25.0%
>60		

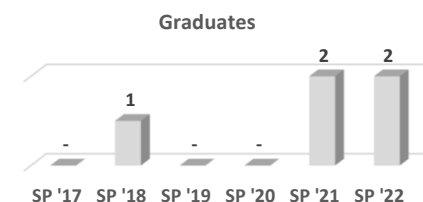
Enrollments

SP '17	8
SP '18	9
SP '19	9
SP '20	12
SP '21	9
SP '22	4



Graduates

SP '17	-
SP '18	1
SP '19	-
SP '20	-
SP '21	2
SP '22	2



Demographics	Male						Female						Grand Total					
	Full-time		Part-time		Male Total		Full-time		Part-time		Female Total		Full-time		Part-time		Grand Total	
	#	%	#	%	#	%	#	%	#	%	#	%	#	%	#	%	#	%
Asian																		
American Indian / Alaskan Native																		
Black or African American																		
Hispanic																		
White	1	25.0%	2	50.0%	3	75.0%							1	25.0%	2	50.0%	3	75.0%
Native Hawaiian or Pacific Islander																		
Multiple Ethnicities																		
Unknown			1	25.0%	1	25.0%									1	25.0%	1	25.0%
Totals	1	25.0%	3	75.0%	4	100.0%							1	25.0%	3	75.0%	4	100.0%

2-Year Associate in Applied Science

Interpreter Preparation

CIP Code: **16.1603**

Curriculum Code: **IPP 0093**



Interpreter Preparation

CIP Code:

16.1603

Curriculum Code:

IPP 0093

Program:

AAS

Summer 2021

Total Enrollment:

Male:

FT:

Avg Age:

Minority:

Female:

PT:

Feeder Enrl:

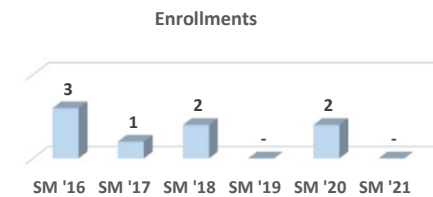
Feeder H.S. Enrollees

	#	%
Carbondale		
Cartersville		
Crab Orchard		
DuQuoin		
Elverado		
Herrin		
Johnston City		
Marion		
Murphysboro		
West Frankfort		
Trico		
Feeder H.S. Total		
Agape Christian		
GED		

Age	#	%
<= 17		
18-20		
21-25		
26-30		
31-40		
41-50		
51-60		
61-70		
71-80		
81+		
Unk		
Total		
Avg		
<21		
>60		

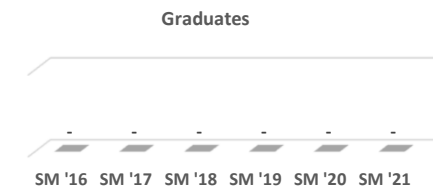
Enrollments

SM '16	3
SM '17	1
SM '18	2
SM '19	-
SM '20	2
SM '21	-



Graduates

SM '16	-
SM '17	-
SM '18	-
SM '19	-
SM '20	-
SM '21	-



Demographics	Male						Female						Grand Total					
	Full-time		Part-time		Male Total		Full-time		Part-time		Female Total		Full-time		Part-time		Grand Total	
	#	%	#	%	#	%	#	%	#	%	#	%	#	%	#	%	#	%
Asian																		
American Indian / Alaskan Native																		
Black or African American																		
Hispanic																		
White																		
Native Hawaiian or Pacific Islander																		
Multiple Ethnicities																		
Unknown																		
Totals																		



Interpreter Preparation

CIP Code:

16.1603

Curriculum Code:

IPP 0093

Program:

AAS

Fall 2021

Total Enrollment:	2	100.0%	Male:	1	50.0%	FT:			Avg Age:	32.7
Minority:			Female:	1	50.0%	PT:	2	100.0%	Feeder Enrl:	1 50.0%

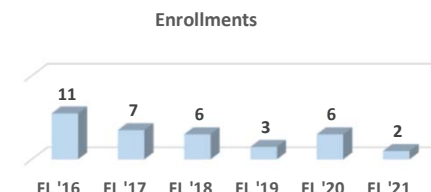
Feeder H.S. Enrollees

	#	%
Carbondale	1	50.0%
Cartersville		
Crab Orchard		
DuQuoin		
Elverado		
Herrin		
Johnston City		
Marion		
Murphysboro		
West Frankfort		
Trico		
Feeder H.S. Total	1	50.0%
Agape Christian		
GED	1	50.0%

Age	#	%
<= 17		
18-20		
21-25		
26-30		
31-40	2	100.0%
41-50		
51-60		
61-70		
71-80		
81+		
Unk		
Total	2	100.0%
Avg	32.7	
<21		
>60		

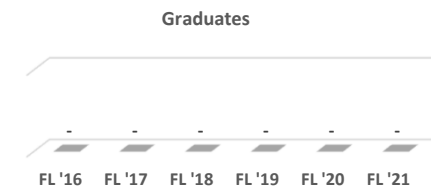
Enrollments

FL '16	11
FL '17	7
FL '18	6
FL '19	3
FL '20	6
FL '21	2



Graduates

FL '16	-
FL '17	-
FL '18	-
FL '19	-
FL '20	-
FL '21	-



Demographics	Male						Female						Grand Total					
	Full-time		Part-time		Male Total		Full-time		Part-time		Female Total		Full-time		Part-time		Grand Total	
	#	%	#	%	#	%	#	%	#	%	#	%	#	%	#	%	#	%
Asian																		
American Indian / Alaskan Native																		
Black or African American																		
Hispanic																		
White			1	50.0%	1	50.0%			1	50.0%	1	50.0%			2	100.0%	2	100.0%
Native Hawaiian or Pacific Islander																		
Multiple Ethnicities																		
Unknown																		
Totals			1	50.0%	1	50.0%			1	50.0%	1	50.0%			2	100.0%	2	100.0%



Interpreter Preparation

CIP Code:

16.1603

Curriculum Code:

IPP 0093

Program:

AAS

Spring 2022

Total Enrollment: 1 100.0%

Male:

FT:

Avg Age:

32.0

Minority:

Female: 1 100.0%

PT:

1 100.0%

Feeder Enrl:

Feeder H.S. Enrollees

#

%

Carbondale

Carterville

Crab Orchard

DuQuoin

Elverado

Herrin

Johnston City

Marion

Murphysboro

West Frankfort

Trico

Feeder H.S. Total

Agape Christian

GED

Age

#

%

< = 17

18-20

21-25

26-30

31-40

41-50

51-60

61-70

71-80

81+

Unk

Total

Avg

<21

>60

#

%

1

100.0%

1

100.0%

1

100.0%

1

100.0%

1

100.0%

1

100.0%

1

100.0%

1

100.0%

1

100.0%

1

100.0%

1

100.0%

1

100.0%

1

100.0%

1

100.0%

1

100.0%

1

100.0%

1

100.0%

1

100.0%

1

100.0%

1

100.0%

1

100.0%

1

100.0%

1

100.0%

1

100.0%

1

100.0%

1

100.0%

1

100.0%

1

100.0%

1

100.0%

1

100.0%

1

100.0%

1

100.0%

1

100.0%

1

100.0%

1

100.0%

1

100.0%

1

100.0%

1

100.0%

1

100.0%

1

100.0%

1

100.0%

1

100.0%

1

100.0%

Enrollments

SP '17 7

SP '18 7

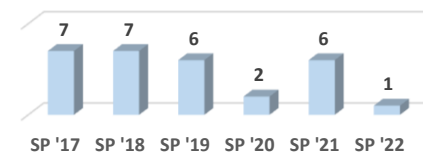
SP '19 6

SP '20 2

SP '21 6

SP '22 1

Enrollments



Graduates

SP '17 -

SP '18 2

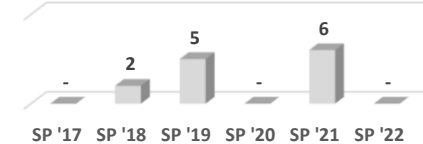
SP '19 5

SP '20 -

SP '21 6

SP '22 -

Graduates



Demographics	Male						Female						Grand Total					
	Full-time		Part-time		Male Total		Full-time		Part-time		Female Total		Full-time		Part-time		Grand Total	
	#	%	#	%	#	%	#	%	#	%	#	%	#	%	#	%	#	%
Asian																		
American Indian / Alaskan Native																		
Black or African American																		
Hispanic																		
White							1	100.0%			1	100.0%			1	100.0%	1	100.0%
Native Hawaiian or Pacific Islander																		
Multiple Ethnicities																		
Unknown																		
Totals							1	100.0%			1	100.0%			1	100.0%	1	100.0%

2-Year Associate in Applied Science

Mechatronics Engineering Technology

CIP Code: **15.0612**

Curriculum Code: **00ELT3012**



Mechatronics Engineering Technology

Summer 2021

CIP Code:

15.0612

Curriculum Code:

00ELT3012

Program:

AAS

Total Enrollment:	2	100.0%	Male:	1	50.0%	FT:	1	50.0%	Avg Age:	20.3
Minority:			Female:	1	50.0%	PT:	1	50.0%	Feeder Enrl:	2 100.0%

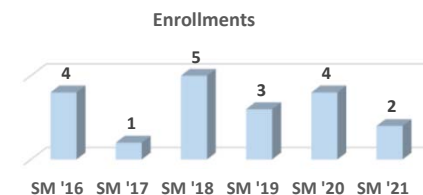
Feeder H.S. Enrollees

	#	%
Carbondale	1	50.0%
Cartersville		
Crab Orchard		
DuQuoin		
Elverado		
Herrin	1	50.0%
Johnston City		
Marion		
Murphysboro		
West Frankfort		
Trico		
Feeder H.S. Total	2	100.0%
Agape Christian		
GED		

Age	#	%
<= 17		
18-20	1	50.0%
21-25		
26-30		
31-40	1	50.0%
41-50		
51-60		
61-70		
71-80		
81+		
Unk		
Total	2	100.0%
Avg	20.3	
<21	1	50.0%
>60		

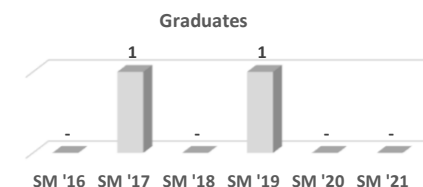
Enrollments

SM '16	4
SM '17	1
SM '18	5
SM '19	3
SM '20	4
SM '21	2



Graduates

SM '16	-
SM '17	1
SM '18	-
SM '19	1
SM '20	-
SM '21	-



Demographics	Male						Female						Grand Total					
	Full-time		Part-time		Male Total		Full-time		Part-time		Female Total		Full-time		Part-time		Grand Total	
	#	%	#	%	#	%	#	%	#	%	#	%	#	%	#	%	#	%
Asian																		
American Indian / Alaskan Native																		
Black or African American																		
Hispanic																		
White			1	50.0%	1	50.0%	1	50.0%			1	50.0%	1	50.0%	1	50.0%	2	100.0%
Native Hawaiian or Pacific Islander																		
Multiple Ethnicities																		
Unknown																		
Totals			1	50.0%	1	50.0%	1	50.0%			1	50.0%	1	50.0%	1	50.0%	2	100.0%



Medical Laboratory Technology

Summer 2021

CIP Code:

51.1004

Curriculum Code:

MLT 0093

Program:

AAS

Total Enrollment:	2	100.0%	Male:	2	100.0%	FT:	2	100.0%	Avg Age:	22.7
Minority:	1	50.0%	Female:	2	100.0%	PT:	2	100.0%	Feeder Enrl:	1 50.0%



Mechatronics Engineering Technology

Fall 2021

CIP Code:

15.0612

Curriculum Code:

00ELT3012

Program:

AAS

Total Enrollment:	4	100.0%	Male:	3	75.0%	FT:	2	50.0%	Avg Age:	23.4
Minority:			Female:	1	25.0%	PT:	2	50.0%	Feeder Enrl:	2 50.0%

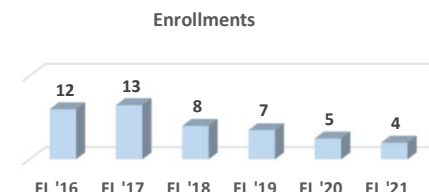
Feeder H.S. Enrollees

	#	%
Carbondale	1	25.0%
Cartersville		
Crab Orchard		
DuQuoin		
Elverado		
Herrin	1	25.0%
Johnston City		
Marion		
Murphysboro		
West Frankfort		
Trico		
Feeder H.S. Total	2	50.0%
Agape Christian		
GED		

Age	#	%
<= 17		
18-20	3	75.0%
21-25		
26-30		
31-40	1	25.0%
41-50		
51-60		
61-70		
71-80		
81+		
Unk		
Total	4	100.0%
Avg	23.4	
<21	3	75.0%
>60		

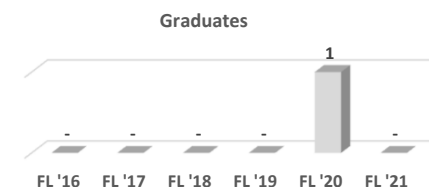
Enrollments

FL '16	12
FL '17	13
FL '18	8
FL '19	7
FL '20	5
FL '21	4



Graduates

FL '16	-
FL '17	-
FL '18	-
FL '19	-
FL '20	1
FL '21	-



Demographics	Male						Female						Grand Total					
	Full-time		Part-time		Male Total		Full-time		Part-time		Female Total		Full-time		Part-time		Grand Total	
	#	%	#	%	#	%	#	%	#	%	#	%	#	%	#	%	#	%
Asian																		
American Indian / Alaskan Native																		
Black or African American																		
Hispanic																		
White	1	25.0%	2	50.0%	3	75.0%	1	25.0%			1	25.0%	2	50.0%	2	50.0%	4	100.0%
Native Hawaiian or Pacific Islander																		
Multiple Ethnicities																		
Unknown																		
Totals	1	25.0%	2	50.0%	3	75.0%	1	25.0%			1	25.0%	2	50.0%	2	50.0%	4	100.0%



Medical Laboratory Technology

Fall 2021

CIP Code:

51.1004

Curriculum Code:

MLT 0093

Program:

AAS

Total Enrollment:	15	100.0%	Male:	3	20.0%	FT:	8	53.3%	Avg Age:	27.3
Minority:	2	13.3%	Female:	12	80.0%	PT:	7	46.7%	Feeder Enrl:	7 46.7%



Mechatronics Engineering Technology

Spring 2022

CIP Code:

15.0612

Curriculum Code:

00ELT3012

Program:

AAS

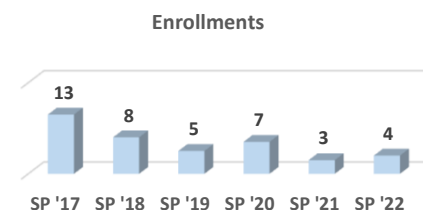
Total Enrollment:	4	100.0%	Male:	3	75.0%	FT:	3	75.0%	Avg Age:	26.7
Minority:			Female:	1	25.0%	PT:	1	25.0%	Feeder Enrl:	3 75.0%

Feeder H.S. Enrollees

	#	%	Age	#	%
Carbondale	1	25.0%	< = 17		
Carterville			18-20	1	25.0%
Crab Orchard			21-25	1	25.0%
DuQuoin			26-30	1	25.0%
Elverado			31-40	1	25.0%
Herrin	1	25.0%	41-50		
Johnston City			51-60		
Marion	1	25.0%	61-70		
Murphysboro			71-80		
West Frankfort			81+		
Trico			Unk		
Feeder H.S. Total	3	75.0%	Total	4	100.0%
			Avg	26.7	
Agape Christian			<21	1	25.0%
GED			>60		

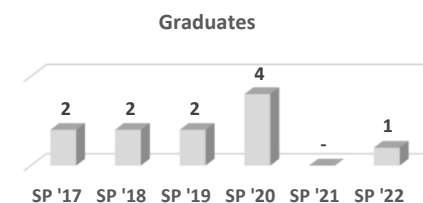
Enrollments

SP '17	13
SP '18	8
SP '19	5
SP '20	7
SP '21	3
SP '22	4



Graduates

SP '17	2
SP '18	2
SP '19	2
SP '20	4
SP '21	-
SP '22	1



Demographics	Male						Female						Grand Total					
	Full-time		Part-time		Male Total		Full-time		Part-time		Female Total		Full-time		Part-time		Grand Total	
	#	%	#	%	#	%	#	%	#	%	#	%	#	%	#	%	#	%
Asian																		
American Indian / Alaskan Native																		
Black or African American																		
Hispanic																		
White	2	50.0%	1	25.0%	3	75.0%	1	25.0%			1	25.0%	3	75.0%	1	25.0%	4	100.0%
Native Hawaiian or Pacific Islander																		
Multiple Ethnicities																		
Unknown																		
Totals	2	50.0%	1	25.0%	3	75.0%	1	25.0%			1	25.0%	3	75.0%	1	25.0%	4	100.0%



Medical Laboratory Technology

Spring 2022

2-Year Associate in Applied Science

Medical Laboratory Technology

CIP Code: **51.1004**

Curriculum Code: **MLT 0093**



Medical Laboratory Technology

CIP Code: 51.1004

Curriculum Code:

MLT 0093

Program:

AAS

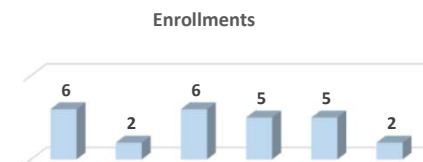
Summer 2021

Total Enrollment:	2	100.0%	Male:			FT:			Avg Age:	22.7
Minority:	1	50.0%	Female:	2	100.0%	PT:	2	100.0%	Feeder Enrl:	1 50.0%

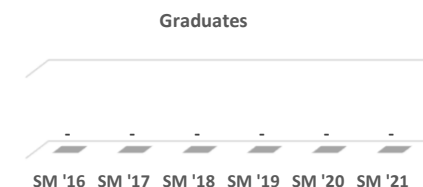
Feeder H.S. Enrollees	#	%
Carbondale	1	50.0%
Cartersville		
Crab Orchard		
DuQuoin		
Elverado		
Herrin		
Johnston City		
Marion		
Murphysboro		
West Frankfort		
Trico		
Feeder H.S. Total	1	50.0%
Agape Christian		
GED		

Age	#	%
<= 17		
18-20	1	50.0%
21-25	1	50.0%
26-30		
31-40		
41-50		
51-60		
61-70		
71-80		
81+		
Unk		
Total	2	100.0%
Avg	22.7	
<21	1	50.0%
>60		

Enrollments	
SM '16	6
SM '17	2
SM '18	6
SM '19	5
SM '20	5
SM '21	2



Graduates	
SM '16	-
SM '17	-
SM '18	-
SM '19	-
SM '20	-
SM '21	-



Demographics	Male						Female						Grand Total					
	Full-time		Part-time		Male Total		Full-time		Part-time		Female Total		Full-time		Part-time		Grand Total	
	#	%	#	%	#	%	#	%	#	%	#	%	#	%	#	%	#	%
Asian																		
American Indian / Alaskan Native																		
Black or African American									1	50.0%	1	50.0%			1	50.0%	1	50.0%
Hispanic																		
White									1	50.0%	1	50.0%			1	50.0%	1	50.0%
Native Hawaiian or Pacific Islander																		
Multiple Ethnicities																		
Unknown																		
Totals									2	100.0%	2	100.0%			2	100.0%	2	100.0%



Medical Laboratory Technology

Fall 2021

CIP Code:

51.1004

Curriculum Code:

MLT 0093

Program:

AAS

Total Enrollment:	15	100.0%	Male:	3	20.0%	FT:	8	53.3%	Avg Age:	27.3
Minority:	2	13.3%	Female:	12	80.0%	PT:	7	46.7%	Feeder Enrl:	7 46.7%

Feeder H.S. Enrollees

	#	%
Carbondale	1	6.7%
Cartersville		
Crab Orchard		
DuQuoin		
Elverado		
Herrin	2	13.3%
Johnston City		
Marion		
Murphysboro		
West Frankfort	4	26.7%
Trico		
Feeder H.S. Total	7	46.7%
Agape Christian		
GED		

Age	#	%
<= 17		
18-20	3	20.0%
21-25	6	40.0%
26-30	2	13.3%
31-40	3	20.0%
41-50	1	6.7%
51-60		
61-70		
71-80		
81+		
Unk		
Total	15	100.0%
Avg	27.3	
<21	3	20.0%
>60		

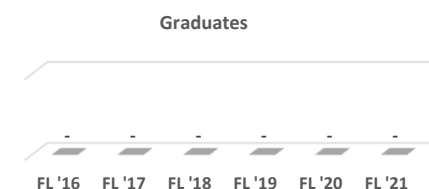
Enrollments

FL '16	10
FL '17	19
FL '18	16
FL '19	14
FL '20	14
FL '21	15



Graduates

FL '16	-
FL '17	-
FL '18	-
FL '19	-
FL '20	-
FL '21	-



Demographics	Male						Female						Grand Total					
	Full-time		Part-time		Male Total		Full-time		Part-time		Female Total		Full-time		Part-time		Grand Total	
	#	%	#	%	#	%	#	%	#	%	#	%	#	%	#	%	#	%
Asian																		
American Indian / Alaskan Native																		
Black or African American							1	6.7%	1	6.7%	2	13.3%	1	6.7%	1	6.7%	2	13.3%
Hispanic																		
White	2	13.3%	1	6.7%	3	20.0%	5	33.3%	5	33.3%	10	66.7%	7	46.7%	6	40.0%	13	86.7%
Native Hawaiian or Pacific Islander																		
Multiple Ethnicities																		
Unknown																		
Totals	2	13.3%	1	6.7%	3	20.0%	6	40.0%	6	40.0%	12	80.0%	8	53.3%	7	46.7%	15	100.0%



Medical Laboratory Technology

Spring 2022

CIP Code:

51.1004

Curriculum Code:

MLT 0093

Program:

AAS

Total Enrollment:	12	100.0%	Male:	3	25.0%	FT:	6	50.0%	Avg Age:	28.3
Minority:	1	8.3%	Female:	9	75.0%	PT:	6	50.0%	Feeder Enrl:	5 41.7%

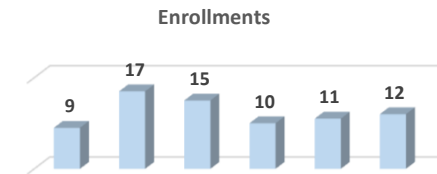
Feeder H.S. Enrollees

	#	%
Carbondale		
Carterville		
Crab Orchard		
DuQuoin		
Elverado		
Herrin	1	8.3%
Johnston City		
Marion		
Murphysboro		
West Frankfort	4	33.3%
Trico		
Feeder H.S. Total	5	41.7%
Agape Christian		
GED	1	8.3%

Age	#	%
< = 17		
18-20	1	8.3%
21-25	6	50.0%
26-30	1	8.3%
31-40	3	25.0%
41-50	1	8.3%
51-60		
61-70		
71-80		
81+		
Unk		
Total	12	100.0%
Avg	28.3	
<21	1	8.3%
>60		

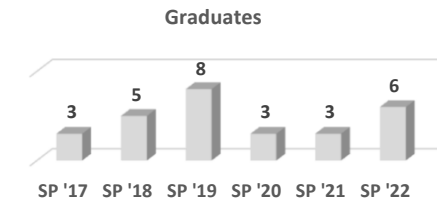
Enrollments

SP '17	9
SP '18	17
SP '19	15
SP '20	10
SP '21	11
SP '22	12



Graduates

SP '17	3
SP '18	5
SP '19	8
SP '20	3
SP '21	3
SP '22	6



Demographics	Male						Female						Grand Total					
	Full-time		Part-time		Male Total		Full-time		Part-time		Female Total		Full-time		Part-time		Grand Total	
	#	%	#	%	#	%	#	%	#	%	#	%	#	%	#	%	#	%
Asian																		
American Indian / Alaskan Native																		
Black or African American							1	8.3%			1	8.3%	1	8.3%			1	8.3%
Hispanic																		
White	1	8.3%	2	16.7%	3	25.0%	4	33.3%	4	33.3%	8	66.7%	5	41.7%	6	50.0%	11	91.7%
Native Hawaiian or Pacific Islander																		
Multiple Ethnicities																		
Unknown																		
Totals	1	8.3%	2	16.7%	3	25.0%	5	41.7%	4	33.3%	9	75.0%	6	50.0%	6	50.0%	12	100.0%

2-Year Associate in Applied Science

Nursing, Associate Degree

CIP Code: **51.3801**

Curriculum Code: **ADN 15**



Nursing, Associate Degree

CIP Code:

51.3801

Curriculum Code:

ADN 15

Program:

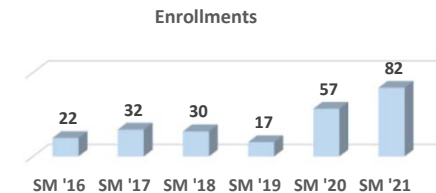
AAS

Summer 2021

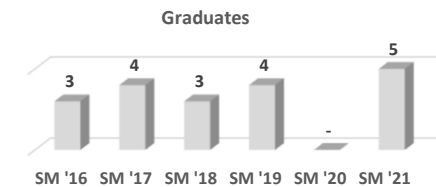
Total Enrollment:	82	100.0%	Male:	20	24.4%	FT:	2	2.4%	Avg Age:	27.2
Minority:	8	9.8%	Female:	62	75.6%	PT:	80	97.6%	Feeder Enrl:	57 69.5%

Feeder H.S. Enrollees	#	%	Age	#	%
Carbondale	3	3.7%	<= 17		
Cartersville	7	8.5%	18-20	15	18.3%
Crab Orchard	3	3.7%	21-25	29	35.4%
DuQuoin	6	7.3%	26-30	18	22.0%
Elverado	3	3.7%	31-40	16	19.5%
Herrin	9	11.0%	41-50	4	4.9%
Johnston City	5	6.1%	51-60		
Marion	5	6.1%	61-70		
Murphysboro	8	9.8%	71-80		
West Frankfort	6	7.3%	81+		
Trico	2	2.4%	Unk		
Feeder H.S. Total	57	69.5%	Total	82	100.0%
Agape Christian			Avg	27.2	
GED	5	6.1%	<21	15	18.3%
			>60		

Enrollments	
SM '16	22
SM '17	32
SM '18	30
SM '19	17
SM '20	57
SM '21	82



Graduates	
SM '16	3
SM '17	4
SM '18	3
SM '19	4
SM '20	-
SM '21	5



Demographics	Male						Female						Grand Total					
	Full-time		Part-time		Male Total		Full-time		Part-time		Female Total		Full-time		Part-time		Grand Total	
	#	%	#	%	#	%	#	%	#	%	#	%	#	%	#	%	#	%
Asian			1	1.2%	1	1.2%									1	1.2%	1	1.2%
American Indian / Alaskan Native																		
Black or African American			1	1.2%	1	1.2%			2	2.4%	2	2.4%			3	3.7%	3	3.7%
Hispanic									2	2.4%	2	2.4%			2	2.4%	2	2.4%
White	1	1.2%	15	18.3%	16	19.5%	1	1.2%	52	63.4%	53	64.6%	2	2.4%	67	81.7%	69	84.1%
Native Hawaiian or Pacific Islander																		
Multiple Ethnicities			1	1.2%	1	1.2%			1	1.2%	1	1.2%			2	2.4%	2	2.4%
Unknown			1	1.2%	1	1.2%			4	4.9%	4	4.9%			5	6.1%	5	6.1%
Totals	1	1.2%	19	23.2%	20	24.4%	1	1.2%	61	74.4%	62	75.6%	2	2.4%	80	97.6%	82	100.0%



Nursing, Associate Degree

CIP Code:

51.3801

Curriculum Code:

ADN 15

Program:

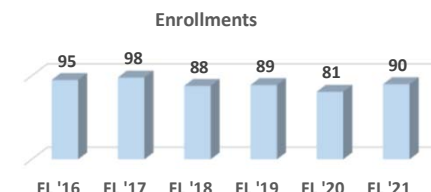
AAS

Fall 2021

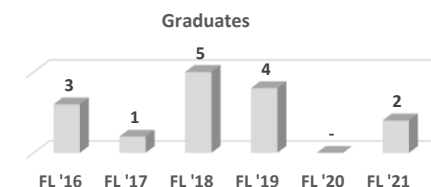
Total Enrollment:	90	100.0%	Male:	13	14.4%	FT:	45	50.0%	Avg Age:	27.3
Minority:	7	7.8%	Female:	77	85.6%	PT:	45	50.0%	Feeder Enrl:	62 68.9%

Feeder H.S. Enrollees	#	%	Age	#	%
Carbondale	3	3.3%	< = 17		
Cartersville	6	6.7%	18-20	17	18.9%
Crab Orchard	2	2.2%	21-25	34	37.8%
DuQuoin	5	5.6%	26-30	15	16.7%
Elverado	3	3.3%	31-40	18	20.0%
Herrin	9	10.0%	41-50	5	5.6%
Johnston City	7	7.8%	51-60	1	1.1%
Marion	8	8.9%	61-70		
Murphysboro	8	8.9%	71-80		
West Frankfort	8	8.9%	81+		
Trico	3	3.3%	Unk		
Feeder H.S. Total	62	68.9%	Total	90	100.0%
Agape Christian			Avg	27.3	
GED	5	5.6%	<21	17	18.9%
			>60		

Enrollments	
FL '16	95
FL '17	98
FL '18	88
FL '19	89
FL '20	81
FL '21	90



Graduates	
FL '16	3
FL '17	1
FL '18	5
FL '19	4
FL '20	-
FL '21	2



Demographics	Male						Female						Grand Total					
	Full-time		Part-time		Male Total		Full-time		Part-time		Female Total		Full-time		Part-time		Grand Total	
	#	%	#	%	#	%	#	%	#	%	#	%	#	%	#	%	#	%
Asian	1	1.1%			1	1.1%							1	1.1%			1	1.1%
American Indian / Alaskan Native																		
Black or African American			2	2.2%	2	2.2%	2	2.2%	1	1.1%	3	3.3%	2	2.2%	3	3.3%	5	5.6%
Hispanic																		
White	5	5.6%	4	4.4%	9	10.0%	34	37.8%	37	41.1%	71	78.9%	39	43.3%	41	45.6%	80	88.9%
Native Hawaiian or Pacific Islander																		
Multiple Ethnicities									1	1.1%	1	1.1%			1	1.1%	1	1.1%
Unknown	1	1.1%			1	1.1%	2	2.2%			2	2.2%	3	3.3%			3	3.3%
Totals	7	7.8%	6	6.7%	13	14.4%	38	42.2%	39	43.3%	77	85.6%	45	50.0%	45	50.0%	90	100.0%



Nursing, Associate Degree

Spring 2022

CIP Code:

51.3801

Curriculum Code:

ADN 15

Program:

AAS

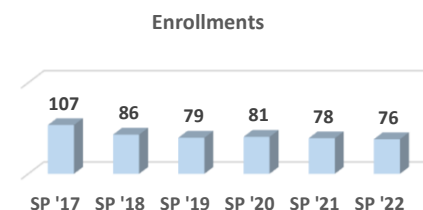
Total Enrollment:	76	100.0%	Male:	12	15.8%	FT:	40	52.6%	Avg Age:	27.2
Minority:	7	9.2%	Female:	64	84.2%	PT:	36	47.4%	Feeder Enrl:	54 71.1%

Feeder H.S. Enrollees

	#	%	Age	#	%
Carbondale	3	3.9%	< = 17		
Carterville	5	6.6%	18-20	10	13.2%
Crab Orchard	1	1.3%	21-25	29	38.2%
DuQuoin	5	6.6%	26-30	19	25.0%
Elverado	3	3.9%	31-40	14	18.4%
Herrin	7	9.2%	41-50	4	5.3%
Johnston City	6	7.9%	51-60		
Marion	6	7.9%	61-70		
Murphysboro	8	10.5%	71-80		
West Frankfort	8	10.5%	81+		
Trico	2	2.6%	Unk		
Feeder H.S. Total	54	71.1%	Total	76	100.0%
Agape Christian			Avg	27.2	
GED	5	6.6%	<21	10	13.2%
			>60		

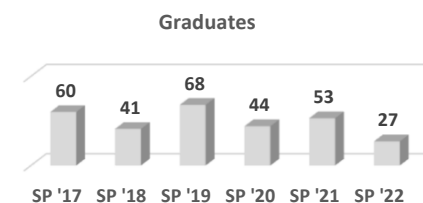
Enrollments

SP '17	107
SP '18	86
SP '19	79
SP '20	81
SP '21	78
SP '22	76



Graduates

SP '17	60
SP '18	41
SP '19	68
SP '20	44
SP '21	53
SP '22	27



Demographics	Male						Female						Grand Total					
	Full-time		Part-time		Male Total		Full-time		Part-time		Female Total		Full-time		Part-time		Grand Total	
	#	%	#	%	#	%	#	%	#	%	#	%	#	%	#	%	#	%
Asian	1	1.3%			1	1.3%							1	1.3%			1	1.3%
American Indian / Alaskan Native																		
Black or African American	1	1.3%	1	1.3%	2	2.6%	2	2.6%	1	1.3%	3	3.9%	3	3.9%	2	2.6%	5	6.6%
Hispanic									1	1.3%	1	1.3%			1	1.3%	1	1.3%
White	6	7.9%	2	2.6%	8	10.5%	27	35.5%	31	40.8%	58	76.3%	33	43.4%	33	43.4%	66	86.8%
Native Hawaiian or Pacific Islander																		
Multiple Ethnicities																		
Unknown	1	1.3%			1	1.3%	2	2.6%			2	2.6%	3	3.9%			3	3.9%
Totals	9	11.8%	3	3.9%	12	15.8%	31	40.8%	33	43.4%	64	84.2%	40	52.6%	36	47.4%	76	100.0%

2-Year Associate in Applied Science

Nursing, Associate Degree - Hybrid Online

CIP Code: 51.3801

Curriculum Code: ADN 16



Nursing, Associate Degree - Hybrid Online

CIP Code:

51.3801

Curriculum Code:

ADN 16

Program:

AAS

Summer 2021

Total Enrollment:	19	100.0%	Male:			FT:	9	47.4%	Avg Age:	34.4
Minority:	3	15.8%	Female:	19	100.0%	PT:	10	52.6%	Feeder Enrl:	12 63.2%

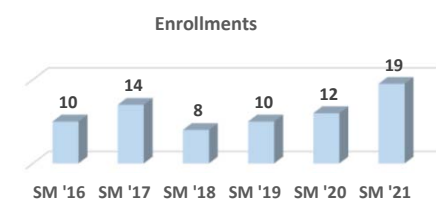
Feeder H.S. Enrollees

	#	%
Carbondale	2	10.5%
Cartersville	2	10.5%
Crab Orchard		
DuQuoin	3	15.8%
Elverado		
Herrin		
Johnston City	1	5.3%
Marion	2	10.5%
Murphysboro	1	5.3%
West Frankfort	1	5.3%
Trico		
Feeder H.S. Total	12	63.2%
Agape Christian		
GED		

Age	#	%
<= 17		
18-20		
21-25	3	15.8%
26-30	3	15.8%
31-40	9	47.4%
41-50	4	21.1%
51-60		
61-70		
71-80		
81+		
Unk		
Total	19	100.0%
Avg	34.4	
<21		
>60		

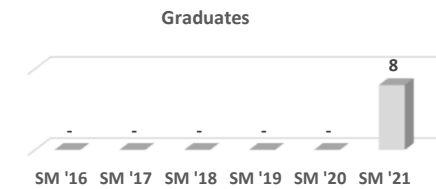
Enrollments

SM '16	10
SM '17	14
SM '18	8
SM '19	10
SM '20	12
SM '21	19



Graduates

SM '16	-
SM '17	-
SM '18	-
SM '19	-
SM '20	-
SM '21	8



Demographics	Male						Female						Grand Total					
	Full-time		Part-time		Male Total		Full-time		Part-time		Female Total		Full-time		Part-time		Grand Total	
	#	%	#	%	#	%	#	%	#	%	#	%	#	%	#	%	#	%
Asian																		
American Indian / Alaskan Native																		
Black or African American							1	5.3%	1	5.3%	2	10.5%	1	5.3%	1	5.3%	2	10.5%
Hispanic																		
White							7	36.8%	9	47.4%	16	84.2%	7	36.8%	9	47.4%	16	84.2%
Native Hawaiian or Pacific Islander																		
Multiple Ethnicities							1	5.3%			1	5.3%	1	5.3%			1	5.3%
Unknown																		
Totals							9	47.4%	10	52.6%	19	100.0%	9	47.4%	10	52.6%	19	100.0%



Nursing, Associate Degree - Hybrid Online

CIP Code:

51.3801

Curriculum Code:

ADN 16

Program:

AAS

Fall 2021

Total Enrollment:	9	100.0%	Male:			FT:	9	100.0%	Avg Age:	32.7
Minority:	2	22.2%	Female:	9	100.0%	PT:			Feeder Enrl:	5 55.6%

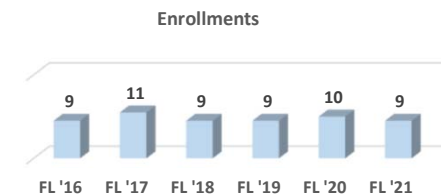
Feeder H.S. Enrollees

	#	%
Carbondale	1	11.1%
Cartersville	2	22.2%
Crab Orchard		
DuQuoin	1	11.1%
Elverado		
Herrin	1	11.1%
Johnston City		
Marion		
Murphysboro		
West Frankfort		
Trico		
Feeder H.S. Total	5	55.6%
Agape Christian		
GED		

Age	#	%
<= 17		
18-20		
21-25	3	33.3%
26-30	2	22.2%
31-40	2	22.2%
41-50	2	22.2%
51-60		
61-70		
71-80		
81+		
Unk		
Total	9	100.0%
Avg	32.7	
<21		
>60		

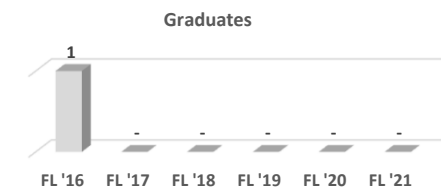
Enrollments

FL '16	9
FL '17	11
FL '18	9
FL '19	9
FL '20	10
FL '21	9



Graduates

FL '16	1
FL '17	-
FL '18	-
FL '19	-
FL '20	-
FL '21	-



Demographics	Male						Female						Grand Total					
	Full-time		Part-time		Male Total		Full-time		Part-time		Female Total		Full-time		Part-time		Grand Total	
	#	%	#	%	#	%	#	%	#	%	#	%	#	%	#	%	#	%
Asian																		
American Indian / Alaskan Native																		
Black or African American							2	22.2%			2	22.2%	2	22.2%			2	22.2%
Hispanic																		
White							7	77.8%			7	77.8%	7	77.8%			7	77.8%
Native Hawaiian or Pacific Islander																		
Multiple Ethnicities																		
Unknown																		
Totals							9	100.0%			9	100.0%	9	100.0%			9	100.0%



Nursing, Associate Degree - Hybrid Online

Spring 2022

CIP Code:

51.3801

Curriculum Code:

ADN 16

Program:

AAS

Total Enrollment:	10	100.0%	Male:			FT:	2	20.0%	Avg Age:	33.3
Minority:	2	20.0%	Female:	10	100.0%	PT:	8	80.0%	Feeder Enrl:	6 60.0%

Feeder H.S. Enrollees

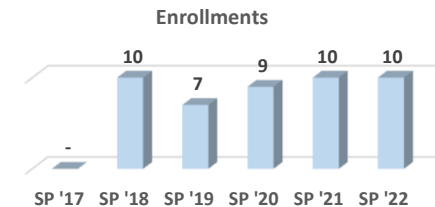
	#	%
Carbondale	1	10.0%
Carterville	2	20.0%
Crab Orchard		
DuQuoin	1	10.0%
Elverado		
Herrin	1	10.0%
Johnston City	1	10.0%
Marion		
Murphysboro		
West Frankfort		
Trico		
Feeder H.S. Total	6	60.0%
Agape Christian		
GED		

Age

	#	%
<= 17		
18-20		
21-25	3	30.0%
26-30	2	20.0%
31-40	3	30.0%
41-50	2	20.0%
51-60		
61-70		
71-80		
81+		
Unk		
Total	10	100.0%
Avg	33.3	
<21		
>60		

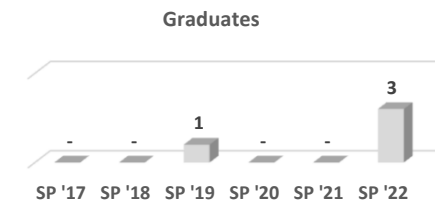
Enrollments

SP '17	-
SP '18	10
SP '19	7
SP '20	9
SP '21	10
SP '22	10



Graduates

SP '17	-
SP '18	-
SP '19	1
SP '20	-
SP '21	-
SP '22	3



Demographics	Male						Female						Grand Total					
	Full-time		Part-time		Male Total		Full-time		Part-time		Female Total		Full-time		Part-time		Grand Total	
	#	%	#	%	#	%	#	%	#	%	#	%	#	%	#	%	#	%
Asian																		
American Indian / Alaskan Native																		
Black or African American									2	20.0%	2	20.0%			2	20.0%	2	20.0%
Hispanic																		
White							2	20.0%	6	60.0%	8	80.0%	2	20.0%	6	60.0%	8	80.0%
Native Hawaiian or Pacific Islander																		
Multiple Ethnicities																		
Unknown																		
Totals							2	20.0%	8	80.0%	10	100.0%	2	20.0%	8	80.0%	10	100.0%

2-Year Associate in Applied Science

Occupational Therapy Assistant

CIP Code: 51.0803

Curriculum Code: OTA 0094



Occupational Therapy Assistant

Summer 2021

CIP Code:

51.0803

Curriculum Code:

OTA 0094

Program:

AAS

Total Enrollment:	10	100.0%	Male:	4	40.0%	FT:	2	20.0%	Avg Age:	28.3
Minority:	1	10.0%	Female:	6	60.0%	PT:	8	80.0%	Feeder Enrl:	9 90.0%

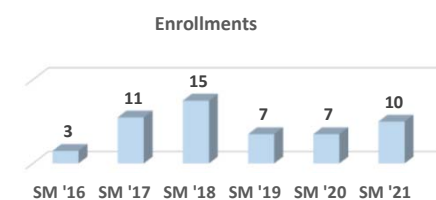
Feeder H.S. Enrollees

	#	%
Carbondale	1	10.0%
Cartersville	1	10.0%
Crab Orchard		
DuQuoin		
Elverado	1	10.0%
Herrin		
Johnston City		
Marion	3	30.0%
Murphysboro	2	20.0%
West Frankfort	1	10.0%
Trico		
Feeder H.S. Total	9	90.0%
Agape Christian		
GED		

Age	#	%
<= 17		
18-20	4	40.0%
21-25	2	20.0%
26-30	1	10.0%
31-40	2	20.0%
41-50	1	10.0%
51-60		
61-70		
71-80		
81+		
Unk		
Total	10	100.0%
Avg	28.3	
<21	4	40.0%
>60		

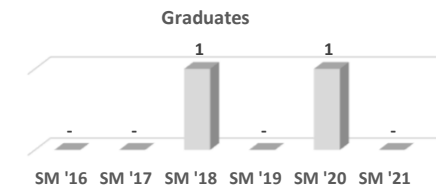
Enrollments

SM '16	3
SM '17	11
SM '18	15
SM '19	7
SM '20	7
SM '21	10



Graduates

SM '16	-
SM '17	-
SM '18	1
SM '19	-
SM '20	1
SM '21	-



Demographics	Male						Female						Grand Total					
	Full-time		Part-time		Male Total		Full-time		Part-time		Female Total		Full-time		Part-time		Grand Total	
	#	%	#	%	#	%	#	%	#	%	#	%	#	%	#	%	#	%
Asian																		
American Indian / Alaskan Native																		
Black or African American			1	10.0%	1	10.0%									1	10.0%	1	10.0%
Hispanic																		
White			3	30.0%	3	30.0%	2	20.0%	4	40.0%	6	60.0%	2	20.0%	7	70.0%	9	90.0%
Native Hawaiian or Pacific Islander																		
Multiple Ethnicities																		
Unknown																		
Totals			4	40.0%	4	40.0%	2	20.0%	4	40.0%	6	60.0%	2	20.0%	8	80.0%	10	100.0%



Occupational Therapy Assistant

Fall 2021

CIP Code:

51.0803

Curriculum Code:

OTA 0094

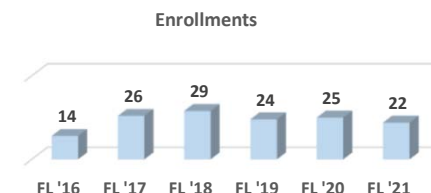
Program:

AAS

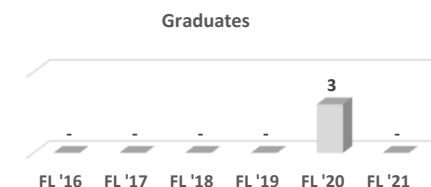
Total Enrollment:	22	100.0%	Male:	4	18.2%	FT:	19	86.4%	Avg Age:	28.2
Minority:	1	4.5%	Female:	18	81.8%	PT:	3	13.6%	Feeder Enrl:	17 77.3%

Feeder H.S. Enrollees	#	%	Age	#	%
Carbondale	1	4.5%	< = 17		
Cartersville	1	4.5%	18-20	3	13.6%
Crab Orchard			21-25	9	40.9%
DuQuoin	1	4.5%	26-30	3	13.6%
Elverado	1	4.5%	31-40	5	22.7%
Herrin	2	9.1%	41-50	1	4.5%
Johnston City	1	4.5%	51-60	1	4.5%
Marion	3	13.6%	61-70		
Murphysboro	3	13.6%	71-80		
West Frankfort	4	18.2%	81+		
Trico			Unk		
Feeder H.S. Total	17	77.3%	Total	22	100.0%
Agape Christian			Avg	28.2	
GED	2	9.1%	<21	3	13.6%
			>60		

Enrollments	
FL '16	14
FL '17	26
FL '18	29
FL '19	24
FL '20	25
FL '21	22



Graduates	
FL '16	-
FL '17	-
FL '18	-
FL '19	-
FL '20	3
FL '21	-



Demographics	Male						Female						Grand Total					
	Full-time		Part-time		Male Total		Full-time		Part-time		Female Total		Full-time		Part-time		Grand Total	
	#	%	#	%	#	%	#	%	#	%	#	%	#	%	#	%	#	%
Asian																		
American Indian / Alaskan Native																		
Black or African American			1	4.5%	1	4.5%									1	4.5%	1	4.5%
Hispanic																		
White	3	13.6%			3	13.6%	16	72.7%	2	9.1%	18	81.8%	19	86.4%	2	9.1%	21	95.5%
Native Hawaiian or Pacific Islander																		
Multiple Ethnicities																		
Unknown																		
Totals	3	13.6%	1	4.5%	4	18.2%	16	72.7%	2	9.1%	18	81.8%	19	86.4%	3	13.6%	22	100.0%



Occupational Therapy Assistant

Spring 2022

CIP Code:

51.0803

Curriculum Code:

OTA 0094

Program:

AAS

Total Enrollment:	16	100.0%	Male:	2	12.5%	FT:	16	100.0%	Avg Age:	30.2
Minority:			Female:	14	87.5%	PT:			Feeder Enrl:	11 68.8%

Feeder H.S. Enrollees

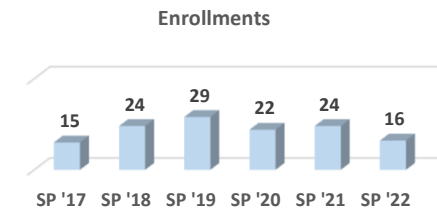
	#	%
Carbondale	1	6.3%
Carterville		
Crab Orchard		
DuQuoin	1	6.3%
Elverado	1	6.3%
Herrin	2	12.5%
Johnston City	1	6.3%
Marion	2	12.5%
Murphysboro	2	12.5%
West Frankfort	1	6.3%
Trico		
Feeder H.S. Total	11	68.8%
Agape Christian		
GED	1	6.3%

Age

	#	%
< = 17		
18-20	3	20.0%
21-25	4	26.7%
26-30	3	20.0%
31-40	4	26.7%
41-50	1	6.7%
51-60		
61-70		
71-80		
81+		
Unk		
Total	15	100.0%
Avg	30.2	
<21	3	20.0%
>60		

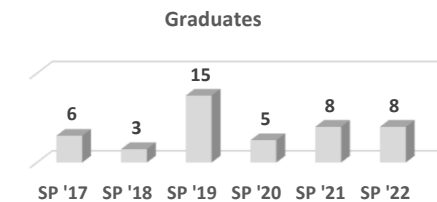
Enrollments

SP '17	15
SP '18	24
SP '19	29
SP '20	22
SP '21	24
SP '22	16



Graduates

SP '17	6
SP '18	3
SP '19	15
SP '20	5
SP '21	8
SP '22	8



Demographics	Male						Female						Grand Total					
	Full-time		Part-time		Male Total		Full-time		Part-time		Female Total		Full-time		Part-time		Grand Total	
	#	%	#	%	#	%	#	%	#	%	#	%	#	%	#	%	#	%
Asian																		
American Indian / Alaskan Native																		
Black or African American																		
Hispanic																		
White	2	12.5%			2	12.5%	14	87.5%			14	87.5%	16	100.0%			16	100.0%
Native Hawaiian or Pacific Islander																		
Multiple Ethnicities																		
Unknown																		
Totals	2	12.5%			2	12.5%	14	87.5%			14	87.5%	16	100.0%			16	100.0%

2-Year Associate in Applied Science

Small Business Management

CIP Code: 52.0201

Curriculum Code: **BUS 2006**



Small Business Management

CIP Code:

52.0201

Curriculum Code:

BUS 2006

Program:

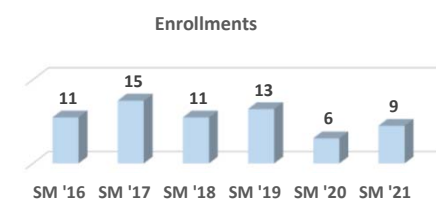
AAS

Summer 2021

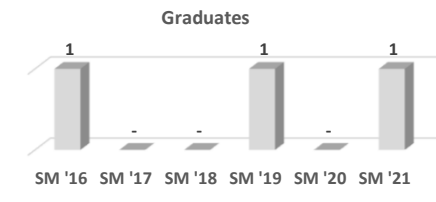
Total Enrollment:	9	100.0%	Male:	4	44.4%	FT:	4	44.4%	Avg Age:	26.0
Minority:	1	11.1%	Female:	5	55.6%	PT:	5	55.6%	Feeder Enrl:	4 44.4%

Feeder H.S. Enrollees	#	%	Age	#	%
Carbondale	1	11.1%	<= 17		
Cartersville			18-20	4	44.4%
Crab Orchard	1	11.1%	21-25	1	11.1%
DuQuoin			26-30	3	33.3%
Elverado			31-40		
Herrin			41-50	1	11.1%
Johnston City	1	11.1%	51-60		
Marion			61-70		
Murphysboro			71-80		
West Frankfort	1	11.1%	81+		
Trico			Unk		
Feeder H.S. Total	4	44.4%	Total	9	100.0%
Agape Christian			Avg	26.0	
GED			<21	4	44.4%
			>60		

Enrollments	
SM '16	11
SM '17	15
SM '18	11
SM '19	13
SM '20	6
SM '21	9



Graduates	
SM '16	1
SM '17	-
SM '18	-
SM '19	1
SM '20	-
SM '21	1



Demographics	Male						Female						Grand Total					
	Full-time		Part-time		Male Total		Full-time		Part-time		Female Total		Full-time		Part-time		Grand Total	
	#	%	#	%	#	%	#	%	#	%	#	%	#	%	#	%	#	%
Asian																		
American Indian / Alaskan Native																		
Black or African American																		
Hispanic			1	11.1%	1	11.1%									1	11.1%	1	11.1%
White			1	11.1%	1	11.1%	3	33.3%	2	22.2%	5	55.6%	3	33.3%	3	33.3%	6	66.7%
Native Hawaiian or Pacific Islander																		
Multiple Ethnicities																		
Unknown	1	11.1%	1	11.1%	2	22.2%							1	11.1%	1	11.1%	2	22.2%
Totals	1	11.1%	3	33.3%	4	44.4%	3	33.3%	2	22.2%	5	55.6%	4	44.4%	5	55.6%	9	100.0%



Small Business Management

CIP Code:

52.0201

Curriculum Code:

BUS 2006

Program:

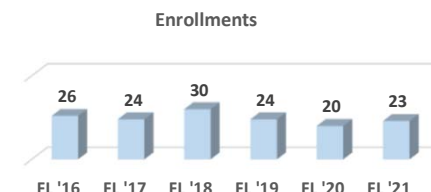
AAS

Fall 2021

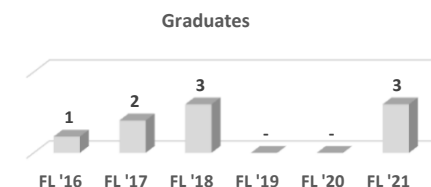
Total Enrollment:	23	100.0%	Male:	6	26.1%	FT:	10	43.5%	Avg Age:	26.0
Minority:	5	21.7%	Female:	17	73.9%	PT:	13	56.5%	Feeder Enrl:	14 60.9%

Feeder H.S. Enrollees	#	%	Age	#	%
Carbondale	3	13.0%	< = 17		
Cartersville			18-20	7	30.4%
Crab Orchard	1	4.3%	21-25	10	43.5%
DuQuoin	1	4.3%	26-30	2	8.7%
Elverado			31-40	1	4.3%
Herrin	1	4.3%	41-50	1	4.3%
Johnston City	1	4.3%	51-60	2	8.7%
Marion	4	17.4%	61-70		
Murphysboro	1	4.3%	71-80		
West Frankfort	2	8.7%	81+		
Trico			Unk		
Feeder H.S. Total	14	60.9%	Total	23	100.0%
Agape Christian			Avg	26.0	
GED	1	4.3%	<21	7	30.4%
			>60		

Enrollments	
FL '16	26
FL '17	24
FL '18	30
FL '19	24
FL '20	20
FL '21	23



Graduates	
FL '16	1
FL '17	2
FL '18	3
FL '19	-
FL '20	-
FL '21	3



Demographics	Male						Female						Grand Total					
	Full-time		Part-time		Male Total		Full-time		Part-time		Female Total		Full-time		Part-time		Grand Total	
	#	%	#	%	#	%	#	%	#	%	#	%	#	%	#	%	#	%
Asian																		
American Indian / Alaskan Native																		
Black or African American							1	4.3%	3	13.0%	4	17.4%	1	4.3%	3	13.0%	4	17.4%
Hispanic																		
White	2	8.7%	2	8.7%	4	17.4%	6	26.1%	6	26.1%	12	52.2%	8	34.8%	8	34.8%	16	69.6%
Native Hawaiian or Pacific Islander																		
Multiple Ethnicities			1	4.3%	1	4.3%									1	4.3%	1	4.3%
Unknown	1	4.3%			1	4.3%			1	4.3%	1	4.3%	1	4.3%	1	4.3%	2	8.7%
Totals	3	13.0%	3	13.0%	6	26.1%	7	30.4%	10	43.5%	17	73.9%	10	43.5%	13	56.5%	23	100.0%



Small Business Management

CIP Code:

52.0201

Curriculum Code:

BUS 2006

Program:

AAS

Spring 2022

Total Enrollment:	24	100.0%	Male:	11	45.8%	FT:	9	37.5%	Avg Age:	26.4
Minority:	4	16.7%	Female:	13	54.2%	PT:	15	62.5%	Feeder Enrl:	15 62.5%

Feeder H.S. Enrollees

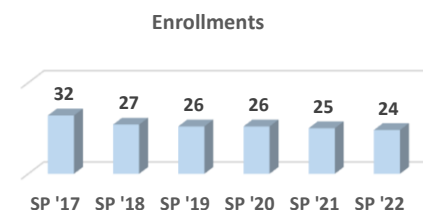
	#	%
Carbondale	5	20.8%
Carterville		
Crab Orchard	1	4.2%
DuQuoin		
Elverado		
Herrin	2	8.3%
Johnston City	1	4.2%
Marion	3	12.5%
Murphysboro	1	4.2%
West Frankfort	2	8.3%
Trico		
Feeder H.S. Total	15	62.5%
Agape Christian		
GED	2	8.3%

Age

	#	%
< = 17		
18-20	9	37.5%
21-25	8	33.3%
26-30	2	8.3%
31-40	3	12.5%
41-50	1	4.2%
51-60	1	4.2%
61-70		
71-80		
81+		
Unk		
Total	24	100.0%
Avg	26.4	
<21	9	37.5%
>60		

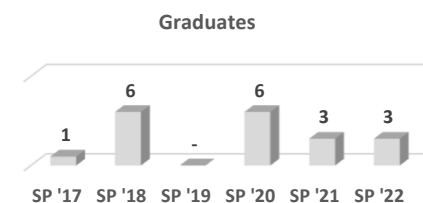
Enrollments

SP '17	32
SP '18	27
SP '19	26
SP '20	26
SP '21	25
SP '22	24



Graduates

SP '17	1
SP '18	6
SP '19	-
SP '20	6
SP '21	3
SP '22	3



Demographics	Male						Female						Grand Total					
	Full-time		Part-time		Male Total		Full-time		Part-time		Female Total		Full-time		Part-time		Grand Total	
	#	%	#	%	#	%	#	%	#	%	#	%	#	%	#	%	#	%
Asian																		
American Indian / Alaskan Native																		
Black or African American			1	4.2%	1	4.2%	2	8.3%	1	4.2%	3	12.5%	2	8.3%	2	8.3%	4	16.7%
Hispanic																		
White	3	12.5%	6	25.0%	9	37.5%	3	12.5%	7	29.2%	10	41.7%	6	25.0%	13	54.2%	19	79.2%
Native Hawaiian or Pacific Islander																		
Multiple Ethnicities																		
Unknown	1	4.2%			1	4.2%							1	4.2%			1	4.2%
Totals	4	16.7%	7	29.2%	11	45.8%	5	20.8%	8	33.3%	13	54.2%	9	37.5%	15	62.5%	24	100.0%

2-Year Associate in Applied Science

Surgical Technology

CIP Code: 51.0909

Curriculum Code: STP 2021



Surgical Technology

CIP Code:

51.0909

Curriculum Code:

STP 2021

Program:

AAS

Summer 2021

Total Enrollment:

Male:

FT:

Avg Age:

Minority:

Female:

PT:

Feeder Enrl:

Feeder H.S. Enrollees

Carbondale
Carterville
Crab Orchard
DuQuoin
Elverado
Herrin
Johnston City
Marion
Murphysboro
West Frankfort
Trico
Feeder H.S. Total

Agape Christian
GED

#

%

Age

<= 17
18-20
21-25
26-30
31-40
41-50
51-60
61-70
71-80
81+
Unk
Total
Avg
<21
>60

#

%

Enrollments

SM '16
SM '17
SM '18
SM '19
SM '20
SM '21

Enrollments

SM '16 SM '17 SM '18 SM '19 SM '20 SM '21

Graduates

SM '16
SM '17
SM '18
SM '19
SM '20
SM '21

Graduates

SM '16 SM '17 SM '18 SM '19 SM '20 SM '21

Demographics	Male						Female						Grand Total					
	Full-time		Part-time		Male Total		Full-time		Part-time		Female Total		Full-time		Part-time		Grand Total	
	#	%	#	%	#	%	#	%	#	%	#	%	#	%	#	%	#	%
Asian																		
American Indian / Alaskan Native																		
Black or African American																		
Hispanic																		
White																		
Native Hawaiian or Pacific Islander																		
Multiple Ethnicities																		
Unknown																		
Totals																		



Surgical Technology

CIP Code:

51.0909

Curriculum Code:

STP 2021

Program:


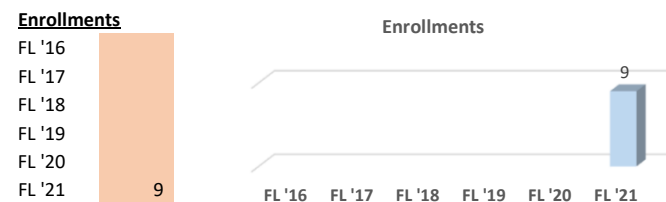
AAS

Fall 2021

Total Enrollment:	9	100.0%	Male:			FT:	2	22.2%	Avg Age:	23.5
Minority:	1	11.1%	Female:	9	100.0%	PT:	7	77.8%	Feeder Enrl:	8 88.9%

Feeder H.S. Enrollees	#	%
Carbondale	1	11.1%
Cartersville		
Crab Orchard		
DuQuoin	1	11.1%
Elverado	1	11.1%
Herrin		
Johnston City	2	22.2%
Marion	2	22.2%
Murphysboro		
West Frankfort	1	11.1%
Trico		
Feeder H.S. Total	8	88.9%
Agape Christian		
GED		

Age	#	%
< = 17		
18-20	3	33.3%
21-25	5	55.6%
26-30		
31-40	1	11.1%
41-50		
51-60		
61-70		
71-80		
81+		
Unk		
Total	9	100.0%
Avg	23.5	
<21	3	33.3%
>60		



Demographics	Male						Female						Grand Total					
	Full-time		Part-time		Male Total		Full-time		Part-time		Female Total		Full-time		Part-time		Grand Total	
	#	%	#	%	#	%	#	%	#	%	#	%	#	%	#	%	#	%
Asian									1	11.1%	1	11.1%			1	11.1%	1	11.1%
American Indian / Alaskan Native																		
Black or African American																		
Hispanic																		
White							2	22.2%	5	55.6%	7	77.8%	2	22.2%	5	55.6%	7	77.8%
Native Hawaiian or Pacific Islander																		
Multiple Ethnicities																		
Unknown									1	11.1%	1	11.1%			1	11.1%	1	11.1%
Totals							2	22.2%	7	77.8%	9	100.0%	2	22.2%	7	77.8%	9	100.0%



Surgical Technology

CIP Code: 51.0909

Curriculum Code: STP 2021



Program: AAS

Spring 2022

Total Enrollment:	5	100.0%	Male:			FT:	1	20.0%	Avg Age:	21.8
Minority:	1	20.0%	Female:	5	100.0%	PT:	4	80.0%	Feeder Enrl:	4 80.0%

Feeder H.S. Enrollees	#	%
Carbondale	1	20.0%
Carterville		
Crab Orchard		
DuQuoin	1	20.0%
Elverado		
Herrin		
Johnston City	1	20.0%
Marion	1	20.0%
Murphysboro		
West Frankfort		
Trico		
Feeder H.S. Total	4	80.0%
Agape Christian		
GED		

Age	#	%
<= 17		
18-20	2	40.0%
21-25	3	60.0%
26-30		
31-40		
41-50		
51-60		
61-70		
71-80		
81+		
Unk		
Total	5	100.0%
Avg	21.8	
<21	2	40.0%
>60		



Demographics	Male						Female						Grand Total					
	Full-time		Part-time		Male Total		Full-time		Part-time		Female Total		Full-time		Part-time		Grand Total	
	#	%	#	%	#	%	#	%	#	%	#	%	#	%	#	%	#	%
Asian									1	20.0%	1	20.0%			1	20.0%	1	20.0%
American Indian / Alaskan Native																		
Black or African American																		
Hispanic																		
White							1	20.0%	3	60.0%	4	80.0%	1	20.0%	3	60.0%	4	80.0%
Native Hawaiian or Pacific Islander																		
Multiple Ethnicities																		
Unknown																		
Totals							1	20.0%	4	80.0%	5	100.0%	1	20.0%	4	80.0%	5	100.0%

2-Year Associate in Applied Science

Welding Technology

CIP Code: **48.0508**

Curriculum Code: **WEL 2010**



Welding Technology

CIP Code: 48.0508

Curriculum Code:

WEL 2010

Program:

AAS

Summer 2021

Total Enrollment:	8	100.0%	Male:	8	100.0%	FT:	3	37.5%	Avg Age:	25.6	
Minority:			Female:			PT:	5	62.5%	Feeder Enrl:	4	50.0%

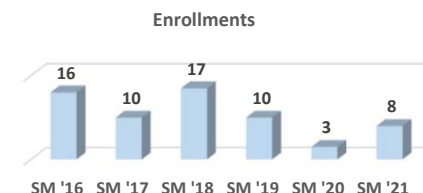
Feeder H.S. Enrollees

	#	%
Carbondale	1	12.5%
Carterville		
Crab Orchard		
DuQuoin	1	12.5%
Elverado		
Herrin	1	12.5%
Johnston City		
Marion	1	12.5%
Murphysboro		
West Frankfort		
Trico		
Feeder H.S. Total	4	50.0%
Agape Christian		
GED	1	12.5%

Age	#	%
<= 17		
18-20	1	12.5%
21-25	5	62.5%
26-30	1	12.5%
31-40		
41-50	1	12.5%
51-60		
61-70		
71-80		
81+		
Unk		
Total	8	100.0%
Avg	25.6	
<21	1	12.5%
>60		

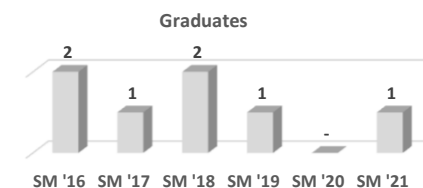
Enrollments

SM '16	16
SM '17	10
SM '18	17
SM '19	10
SM '20	3
SM '21	8



Graduates

SM '16	2
SM '17	1
SM '18	2
SM '19	1
SM '20	-
SM '21	1



Demographics	Male						Female						Grand Total					
	Full-time		Part-time		Male Total		Full-time		Part-time		Female Total		Full-time		Part-time		Grand Total	
	#	%	#	%	#	%	#	%	#	%	#	%	#	%	#	%	#	%
Asian																		
American Indian / Alaskan Native																		
Black or African American																		
Hispanic																		
White	2	25.0%	4	50.0%	6	75.0%							2	25.0%	4	50.0%	6	75.0%
Native Hawaiian or Pacific Islander																		
Multiple Ethnicities																		
Unknown	1	12.5%	1	12.5%	2	25.0%							1	12.5%	1	12.5%	2	25.0%
Totals	3	37.5%	5	62.5%	8	100.0%							3	37.5%	5	62.5%	8	100.0%



Welding Technology

CIP Code: 48.0508

Curriculum Code:

WEL 2010

Program:

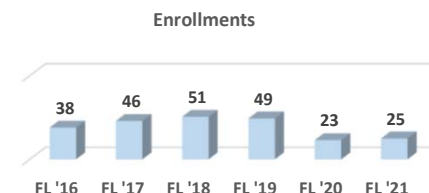
AAS

Fall 2021

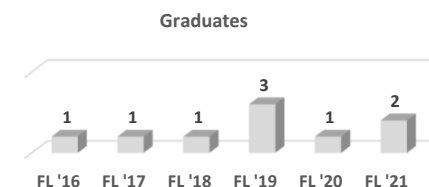
Total Enrollment:	25	100.0%	Male:	23	92.0%	FT:	11	44.0%	Avg Age:	24.4
Minority:	1	4.0%	Female:	2	8.0%	PT:	14	56.0%	Feeder Enrl:	14 56.0%

Feeder H.S. Enrollees	#	%	Age	#	%
Carbondale	1	4.0%	< = 17		
Cartersville	2	8.0%	18-20	14	56.0%
Crab Orchard	1	4.0%	21-25	7	28.0%
DuQuoin	2	8.0%	26-30	1	4.0%
Elverado			31-40	1	4.0%
Herrin	2	8.0%	41-50	1	4.0%
Johnston City	2	8.0%	51-60		
Marion	1	4.0%	61-70		
Murphysboro	2	8.0%	71-80	1	4.0%
West Frankfort			81+		
Trico	1	4.0%	Unk		
Feeder H.S. Total	14	56.0%	Total	25	100.0%
Agape Christian			Avg	24.4	
GED	2	8.0%	<21	14	56.0%
			>60	1	4.0%

Enrollments	
FL '16	38
FL '17	46
FL '18	51
FL '19	49
FL '20	23
FL '21	25



Graduates	
FL '16	1
FL '17	1
FL '18	1
FL '19	3
FL '20	1
FL '21	2



Demographics	Male						Female						Grand Total					
	Full-time		Part-time		Male Total		Full-time		Part-time		Female Total		Full-time		Part-time		Grand Total	
	#	%	#	%	#	%	#	%	#	%	#	%	#	%	#	%	#	%
Asian																		
American Indian / Alaskan Native																		
Black or African American																		
Hispanic																		
White	7	28.0%	9	36.0%	16	64.0%			1	4.0%	1	4.0%	7	28.0%	10	40.0%	17	68.0%
Native Hawaiian or Pacific Islander																		
Multiple Ethnicities	1	4.0%			1	4.0%							1	4.0%			1	4.0%
Unknown	3	12.0%	3	12.0%	6	24.0%			1	4.0%	1	4.0%	3	12.0%	4	16.0%	7	28.0%
Totals	11	44.0%	12	48.0%	23	92.0%			2	8.0%	2	8.0%	11	44.0%	14	56.0%	25	100.0%



Welding Technology

CIP Code:

48.0508

Curriculum Code:

WEL 2010

Program:

AAS

Spring 2022

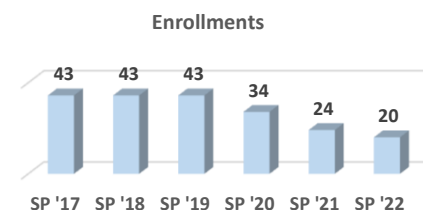
Total Enrollment:	20	100.0%	Male:	19	95.0%	FT:	15	75.0%	Avg Age:	29.4
Minority:	3	15.0%	Female:	1	5.0%	PT:	5	25.0%	Feeder Enrl:	11 55.0%

Feeder H.S. Enrollees

	#	%	Age	#	%
Carbondale	1	5.0%	< = 17		
Carterville	2	10.0%	18-20	11	55.0%
Crab Orchard	1	5.0%	21-25	5	25.0%
DuQuoin	2	10.0%	26-30	2	10.0%
Elverado			31-40	1	5.0%
Herrin	1	5.0%	41-50	1	5.0%
Johnston City			51-60		
Marion	2	10.0%	61-70		
Murphysboro	1	5.0%	71-80		
West Frankfort			81+		
Trico	1	5.0%	Unk		
Feeder H.S. Total	11	55.0%	Total	20	100.0%
Agape Christian			Avg	29.4	
GED	2	10.0%	<21	11	55.0%
			>60		

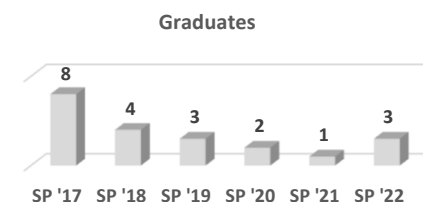
Enrollments

SP '17	43
SP '18	43
SP '19	43
SP '20	34
SP '21	24
SP '22	20



Graduates

SP '17	8
SP '18	4
SP '19	3
SP '20	2
SP '21	1
SP '22	3



Demographics	Male						Female						Grand Total					
	Full-time		Part-time		Male Total		Full-time		Part-time		Female Total		Full-time		Part-time		Grand Total	
	#	%	#	%	#	%	#	%	#	%	#	%	#	%	#	%	#	%
Asian																		
American Indian / Alaskan Native																		
Black or African American	1	5.0%	1	5.0%	2	10.0%							1	5.0%	1	5.0%	2	10.0%
Hispanic																		
White	11	55.0%	2	10.0%	13	65.0%			1	5.0%	1	5.0%	11	55.0%	3	15.0%	14	70.0%
Native Hawaiian or Pacific Islander																		
Multiple Ethnicities	1	5.0%			1	5.0%							1	5.0%			1	5.0%
Unknown	2	10.0%	1	5.0%	3	15.0%							2	10.0%	1	5.0%	3	15.0%
Totals	15	75.0%	4	20.0%	19	95.0%			1	5.0%	1	5.0%	15	75.0%	5	25.0%	20	100.0%

JOHN A. LOGAN COLLEGE

FY 2021 – 22

*John A. Logan College - Program Data
1-Year Certificate of Achievement*



1-Year Certificate of Achievement

Accounting

CIP Code: 52.0301

Curriculum Code: 00ACC0063



Accounting

CIP Code:

52.0301

Curriculum Code:

00ACC0063

Program:

CER

Summer 2021

Total Enrollment:

2 100.0%

Male:

Female: 2 100.0%

FT:

PT: 2 100.0%

Avg Age:

39.5

Feeder Enrl:

1 50.0%

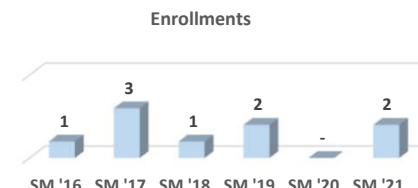
Feeder H.S. Enrollees

	#	%
Carbondale		
Cartersville		
Crab Orchard		
DuQuoin		
Elverado		
Herrin		
Johnston City	1	50.0%
Marion		
Murphysboro		
West Frankfort		
Trico		
Feeder H.S. Total	1	50.0%
Agape Christian		
GED		

Age	#	%
<= 17		
18-20		
21-25		
26-30		
31-40	2	100.0%
41-50		
51-60		
61-70		
71-80		
81+		
Unk		
Total	2	100.0%
Avg	39.5	
<21		
>=60		

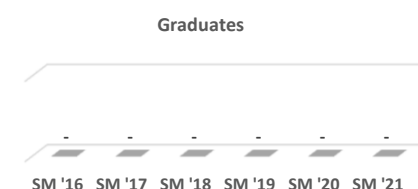
Enrollments

SM '16	1
SM '17	3
SM '18	1
SM '19	2
SM '20	-
SM '21	2



Graduates

SM '16	-
SM '17	-
SM '18	-
SM '19	-
SM '20	-
SM '21	-



Demographics	Male						Female						Grand Total					
	Full-time		Part-time		Male Total		Full-time		Part-time		Female Total		Full-time		Part-time		Grand Total	
	#	%	#	%	#	%	#	%	#	%	#	%	#	%	#	%	#	%
Asian																		
American Indian / Alaskan Native																		
Black or African American																		
Hispanic																		
White							2	100.0%			2	100.0%			2	100.0%	2	100.0%
Native Hawaiian or Pacific Islander																		
Multiple Ethnicities																		
Unknown																		
Totals							2	100.0%			2	100.0%			2	100.0%	2	100.0%



Accounting

CIP Code:

52.0301

Curriculum Code:

00ACC0063

Program:

CER

Fall 2021

Total Enrollment:

3 100.0%

Male:

FT:

Avg Age:

44.0

Minority:

1 33.3%

Female:

3 100.0%

PT:

3 100.0%

Feeder Enrl:

Feeder H.S. Enrollees

Carbondale
Carterville
Crab Orchard
DuQuoin
Elverado
Herrin
Johnston City
Marion
Murphysboro
West Frankfort
Trico
Feeder H.S. Total
Agape Christian
GED

%

Age

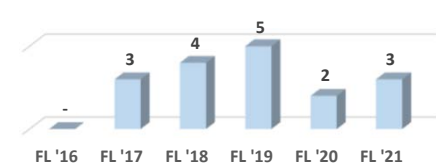
%

< = 17
18-20
21-25
26-30
31-40 1 33.3%
41-50 2 66.7%
51-60
61-70
71-80
81+
Unk
Total 3 100.0%
Avg 44.0
<21
≥60

Enrollments

FL '16 -
FL '17 3
FL '18 4
FL '19 5
FL '20 2
FL '21 3

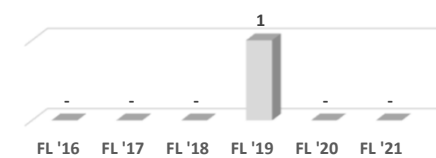
Enrollments



Graduates

FL '16 -
FL '17 -
FL '18 -
FL '19 1
FL '20 -
FL '21 -

Graduates



Demographics	Male						Female						Grand Total					
	Full-time		Part-time		Male Total		Full-time		Part-time		Female Total		Full-time		Part-time		Grand Total	
	#	%	#	%	#	%	#	%	#	%	#	%	#	%	#	%	#	%
Asian									1	33.3%	1	33.3%			1	33.3%	1	33.3%
American Indian / Alaskan Native																		
Black or African American																		
Hispanic																		
White									2	66.7%	2	66.7%			2	66.7%	2	66.7%
Native Hawaiian or Pacific Islander																		
Multiple Ethnicities																		
Unknown																		
Totals									3	100.0%	3	100.0%			3	100.0%	3	100.0%



Accounting

CIP Code:

52.0301

Curriculum Code:

00ACC0063

Program:

CER

Spring 2022

Total Enrollment: 2 100.0%
 Minority: 1 50.0%

Male:
 Female: 2 100.0%

FT:
 PT: 2 100.0%

Avg Age: 43.0
 Feeder Enrl:

Feeder H.S. Enrollees

%

Carbondale
 Carterville
 Crab Orchard
 DuQuoin
 Elverado
 Herrin
 Johnston City
 Marion
 Murphysboro
 West Frankfort
 Trico

Feeder H.S. Total

Agape Christian
 GED

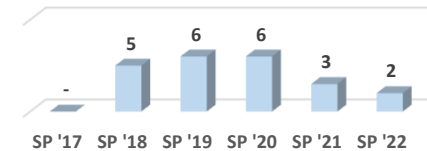
Age # %

< = 17
 18-20
 21-25
 26-30
 31-40 1 50.0%
 41-50 1 50.0%
 51-60
 61-70
 71-80
 81+
 Unk
Total 2 100.0%
Avg 43.0
 <21
 >=60

Enrollments

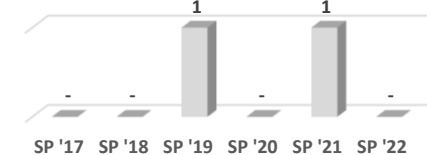
SP '17 -
 SP '18 5
 SP '19 6
 SP '20 6
 SP '21 3
 SP '22 2

Enrollments

**Graduates**

SP '17 -
 SP '18 -
 SP '19 1
 SP '20 -
 SP '21 1
 SP '22 -

Graduates



Demographics	Male						Female						Grand Total					
	Full-time		Part-time		Male Total		Full-time		Part-time		Female Total		Full-time		Part-time		Grand Total	
	#	%	#	%	#	%	#	%	#	%	#	%	#	%	#	%	#	%
Asian							1	50.0%			1	50.0%			1	50.0%	1	50.0%
American Indian / Alaskan Native																		
Black or African American																		
Hispanic																		
White							1	50.0%			1	50.0%			1	50.0%	1	50.0%
Native Hawaiian or Pacific Islander																		
Multiple Ethnicities																		
Unknown																		
Totals							2	100.0%			2	100.0%			2	100.0%	2	100.0%

1-Year Certificate of Achievement

ASL/Deaf Studies

CIP Code: 16.1603

Curriculum Code: IPP 0192



ASL/Deaf Studies

CIP Code:

16.1603

Curriculum Code:

IPP 0192

Program:

CER

Summer 2021

Total Enrollment:

Male:

FT:

Avg Age:

Minority:

Female:

PT:

Feeder Enrl:

Feeder H.S. Enrollees

#

%

Age

#

%

Carbondale

< = 17

Cartersville

18-20

Crab Orchard

21-25

DuQuoin

26-30

Elverado

31-40

Herrin

41-50

Johnston City

51-60

Marion

61-70

Murphysboro

71-80

West Frankfort

81+

Trico

Unk

Feeder H.S. Total

Total

Agape Christian

Avg

GED

<21

>60

Enrollments

SM '16

-

SM '17

1

SM '18

1

SM '19

-

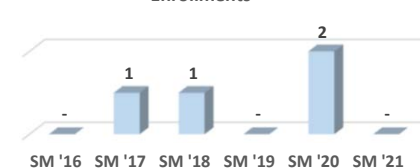
SM '20

2

SM '21

-

Enrollments



Graduates

SM '16

-

SM '17

-

SM '18

-

SM '19

-

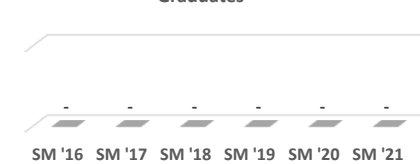
SM '20

-

SM '21

-

Graduates



Demographics	Male						Female						Grand Total					
	Full-time		Part-time		Male Total		Full-time		Part-time		Female Total		Full-time		Part-time		Grand Total	
	#	%	#	%	#	%	#	%	#	%	#	%	#	%	#	%	#	%
Asian																		
American Indian / Alaskan Native																		
Black or African American																		
Hispanic																		
White																		
Native Hawaiian or Pacific Islander																		
Multiple Ethnicities																		
Unknown																		
Totals																		



ASL/Deaf Studies

CIP Code: 16.1603

Curriculum Code:

IPP 0192

Program:

CER

Fall 2021

Total Enrollment:	3	100.0%	Male:	1	33.3%	FT:	2	66.7%	Avg Age:	25.3
Minority:	1	33.3%	Female:	2	66.7%	PT:	1	33.3%	Feeder Enrl:	1 33.3%

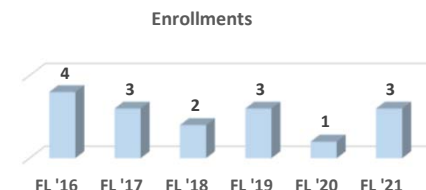
Feeder H.S. Enrollees

#	%
Carbondale	
Carterville	
Crab Orchard	
DuQuoin	
Elverado	
Herrin	
Johnston City	
Marion	1 33.3%
Murphysboro	
West Frankfort	
Trico	
Feeder H.S. Total	1 33.3%
Agape Christian	
GED	

Age	#	%
< = 17		
18-20	1	33.3%
21-25	1	33.3%
26-30		
31-40	1	33.3%
41-50		
51-60		
61-70		
71-80		
81+		
Unk		
Total	3	100.0%
Avg	25.3	
<21	1	33.3%
>60		

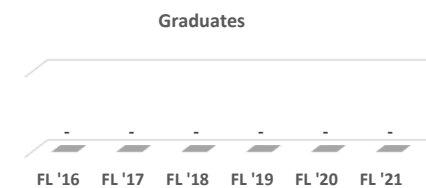
Enrollments

FL '16	4
FL '17	3
FL '18	2
FL '19	3
FL '20	1
FL '21	3



Graduates

FL '16	-
FL '17	-
FL '18	-
FL '19	-
FL '20	-
FL '21	-



Demographics	Male						Female						Grand Total					
	Full-time		Part-time		Male Total		Full-time		Part-time		Female Total		Full-time		Part-time		Grand Total	
	#	%	#	%	#	%	#	%	#	%	#	%	#	%	#	%	#	%
Asian																		
American Indian / Alaskan Native																		
Black or African American									1	33.3%	1	33.3%			1	33.3%	1	33.3%
Hispanic																		
White	1	33.3%			1	33.3%	1	33.3%			1	33.3%	2	66.7%			2	66.7%
Native Hawaiian or Pacific Islander																		
Multiple Ethnicities																		
Unknown																		
Totals	1	33.3%			1	33.3%	1	33.3%	1	33.3%	2	66.7%	2	66.7%	1	33.3%	3	100.0%



ASL/Deaf Studies

CIP Code:

16.1603

Curriculum Code:

IPP 0192

Program:

CER

Spring 2022

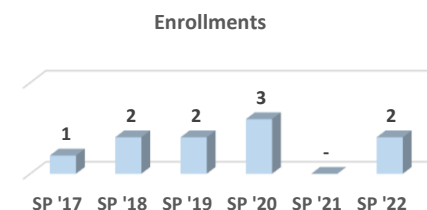
Total Enrollment:	2	100.0%	Male:	1	50.0%	FT:		Avg Age:	29.3
Minority:	2	100.0%	Female:	1	50.0%	PT:	2 100.0%	Feeder Enrl:	1 50.0%

Feeder H.S. Enrollees

#	%	Age	#	%
		< = 17		
		18-20		
		21-25	1	50.0%
		26-30		
		31-40	1	50.0%
		41-50		
		51-60		
		61-70		
		71-80		
		81+		
		Unk		
Feeder H.S. Total	1	50.0%	Total	2 100.0%
			Avg	29.3
Agape Christian		<21		
GED	1	>60		

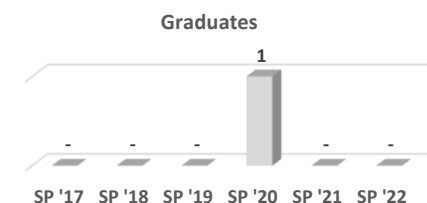
Enrollments

SP '17	1
SP '18	2
SP '19	2
SP '20	3
SP '21	-
SP '22	2



Graduates

SP '17	-
SP '18	-
SP '19	-
SP '20	1
SP '21	-
SP '22	-



Demographics	Male						Female						Grand Total					
	Full-time		Part-time		Male Total		Full-time		Part-time		Female Total		Full-time		Part-time		Grand Total	
	#	%	#	%	#	%	#	%	#	%	#	%	#	%	#	%	#	%
Asian																		
American Indian / Alaskan Native																		
Black or African American									1	50.0%	1	50.0%			1	50.0%	1	50.0%
Hispanic			1	50.0%	1	50.0%									1	50.0%	1	50.0%
White																		
Native Hawaiian or Pacific Islander																		
Multiple Ethnicities																		
Unknown																		
Totals			1	50.0%	1	50.0%			1	50.0%	1	50.0%			2	100.0%	2	100.0%

1-Year Certificate of Achievement

Auto Collision Technology

CIP Code: 47.0603

Curriculum Code: AUT 0014



Auto Collision Technology

CIP Code:

47.0603

Curriculum Code:

AUT 0014

Program:

CER

Summer 2021

Total Enrollment:	5	100.0%	Male:	5	100.0%	FT:			Avg Age:	21.0
Minority:	1	20.0%	Female:			PT:	5	100.0%	Feeder Enrl:	4 80.0%

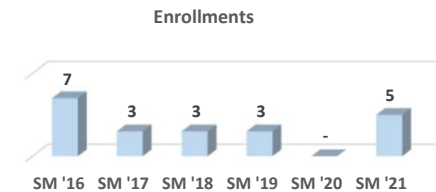
Feeder H.S. Enrollees

	#	%
Carbondale	1	20.0%
Cartersville		
Crab Orchard		
DuQuoin		
Elverado		
Herrin	1	20.0%
Johnston City		
Marion		
Murphysboro	1	20.0%
West Frankfort	1	20.0%
Trico		
Feeder H.S. Total	4	80.0%
Agape Christian		
GED	1	20.0%

Age	#	%
<= 17		
18-20	3	60.0%
21-25	2	40.0%
26-30		
31-40		
41-50		
51-60		
61-70		
71-80		
81+		
Unk		
Total	5	100.0%
Avg	21.0	
<21	3	60.0%
>60		

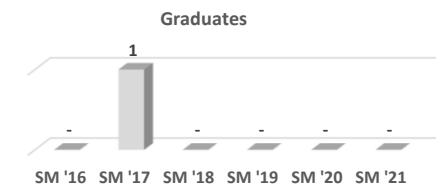
Enrollments

SM '16	7
SM '17	3
SM '18	3
SM '19	3
SM '20	-
SM '21	5



Graduates

SM '16	-
SM '17	1
SM '18	-
SM '19	-
SM '20	-
SM '21	-



Demographics	Male						Female						Grand Total					
	Full-time		Part-time		Male Total		Full-time		Part-time		Female Total		Full-time		Part-time		Grand Total	
	#	%	#	%	#	%	#	%	#	%	#	%	#	%	#	%	#	%
Asian																		
American Indian / Alaskan Native																		
Black or African American			1	20.0%	1	20.0%									1	20.0%	1	20.0%
Hispanic																		
White			4	80.0%	4	80.0%									4	80.0%	4	80.0%
Native Hawaiian or Pacific Islander																		
Multiple Ethnicities																		
Unknown																		
Totals			5	100.0%	5	100.0%									5	100.0%	5	100.0%



Auto Collision Technology

CIP Code: 47.0603

Curriculum Code:

AUT 0014

Program:

CER

Fall 2021

Total Enrollment:	9	100.0%	Male:	9	100.0%	FT:	2	22.2%	Avg Age:	43.1
Minority:	1	11.1%	Female:			PT:	7	77.8%	Feeder Enrl:	4 44.4%

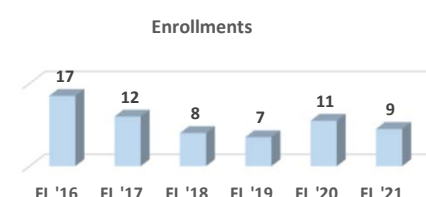
Feeder H.S. Enrollees

	#	%
Carbondale	2	22.2%
Carterville		
Crab Orchard		
DuQuoin		
Elverado		
Herrin	1	11.1%
Johnston City		
Marion		
Murphysboro	1	11.1%
West Frankfort		
Trico		
Feeder H.S. Total	4	44.4%
Agape Christian		
GED		

Age	#	%
< = 17		
18-20	5	55.6%
21-25		
26-30		
31-40		
41-50		
51-60		
61-70	2	22.2%
71-80	2	22.2%
81+		
Unk		
Total	9	100.0%
Avg	43.1	
<21	5	55.6%
>60	4	44.4%

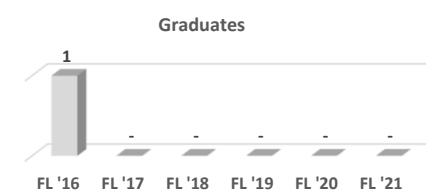
Enrollments

FL '16	17
FL '17	12
FL '18	8
FL '19	7
FL '20	11
FL '21	9



Graduates

FL '16	1
FL '17	-
FL '18	-
FL '19	-
FL '20	-
FL '21	-



Demographics	Male						Female						Grand Total					
	Full-time		Part-time		Male Total		Full-time		Part-time		Female Total		Full-time		Part-time		Grand Total	
	#	%	#	%	#	%	#	%	#	%	#	%	#	%	#	%	#	%
Asian																		
American Indian / Alaskan Native																		
Black or African American	1	11.1%			1	11.1%							1	11.1%			1	11.1%
Hispanic																		
White	1	11.1%	6	66.7%	7	77.8%							1	11.1%	6	66.7%	7	77.8%
Native Hawaiian or Pacific Islander																		
Multiple Ethnicities																		
Unknown			1	11.1%	1	11.1%									1	11.1%	1	11.1%
Totals	2	22.2%	7	77.8%	9	100.0%							2	22.2%	7	77.8%	9	100.0%



Auto Collision Technology

Spring 2022

CIP Code:

47.0603

Curriculum Code:

AUT 0014

Program:

CER

Total Enrollment:	5	100.0%	Male:	5	100.0%	FT:	1	20.0%	Avg Age:	24.9
Minority:	1	20.0%	Female:			PT:	4	80.0%	Feeder Enrl:	3 60.0%

Feeder H.S. Enrollees

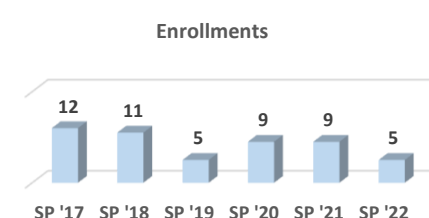
	#	%
Carbondale	1	20.0%
Carterville		
Crab Orchard		
DuQuoin		
Elverado		
Herrin		
Johnston City	1	20.0%
Marion		
Murphysboro	1	20.0%
West Frankfort		
Trico		
Feeder H.S. Total	3	60.0%
Agape Christian		
GED		

Age

	#	%
< = 17		
18-20	4	80.0%
21-25		
26-30		
31-40		
41-50	1	20.0%
51-60		
61-70		
71-80		
81+		
Unk		
Total	5	100.0%
Avg	24.9	
<21	4	80.0%
>60		

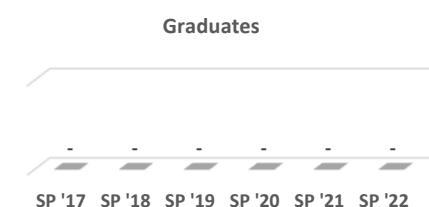
Enrollments

SP '17	12
SP '18	11
SP '19	5
SP '20	9
SP '21	9
SP '22	5



Graduates

SP '17	-
SP '18	-
SP '19	-
SP '20	-
SP '21	-
SP '22	-



Demographics	Male						Female						Grand Total					
	Full-time		Part-time		Male Total		Full-time		Part-time		Female Total		Full-time		Part-time		Grand Total	
	#	%	#	%	#	%	#	%	#	%	#	%	#	%	#	%	#	%
Asian																		
American Indian / Alaskan Native																		
Black or African American			1	20.0%	1	20.0%									1	20.0%	1	20.0%
Hispanic																		
White	1	20.0%	3	60.0%	4	80.0%							1	20.0%	3	60.0%	4	80.0%
Native Hawaiian or Pacific Islander																		
Multiple Ethnicities																		
Unknown																		
Totals	1	20.0%	4	80.0%	5	100.0%							1	20.0%	4	80.0%	5	100.0%

1-Year Certificate of Achievement

Auto Services Technology

CIP Code: 47.0604

Curriculum Code: 00AST0052



Auto Services Technology

CIP Code: 47.0604

Curriculum Code:

00AST0052

Program:

CER

Summer 2021

Total Enrollment:

Male:

FT:

Avg Age:

Minority:

Female:

PT:

Feeder Enrl:

Feeder H.S. Enrollees

Carbondale
Carterville
Crab Orchard
DuQuoin
Elverado
Herrin
Johnston City
Marion
Murphysboro
West Frankfort
Trico
Feeder H.S. Total
Agape Christian
GED

#

%

Age

#

%

< = 17

18-20

21-25

26-30

31-40

41-50

51-60

61-70

71-80

81+

Unk

Total

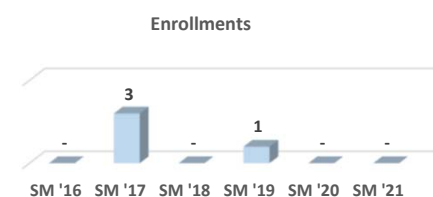
Avg

<21

>60

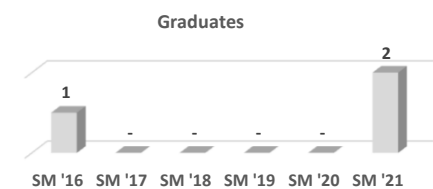
Enrollments

SM '16 -
SM '17 3
SM '18 -
SM '19 1
SM '20 -
SM '21 -



Graduates

SM '16 1
SM '17 -
SM '18 -
SM '19 -
SM '20 -
SM '21 2



Demographics	Male						Female						Grand Total					
	Full-time		Part-time		Male Total		Full-time		Part-time		Female Total		Full-time		Part-time		Grand Total	
	#	%	#	%	#	%	#	%	#	%	#	%	#	%	#	%	#	%
Asian																		
American Indian / Alaskan Native																		
Black or African American																		
Hispanic																		
White																		
Native Hawaiian or Pacific Islander																		
Multiple Ethnicities																		
Unknown																		
Totals																		



Auto Services Technology

CIP Code:

47.0604

Curriculum Code:

00AST0052

Program:

CER

Fall 2021

Total Enrollment:	5	100.0%	Male:	5	100.0%	FT:	4	80.0%	Avg Age:	20.2
Minority:	1	20.0%	Female:			PT:	1	20.0%	Feeder Enrl:	2 40.0%

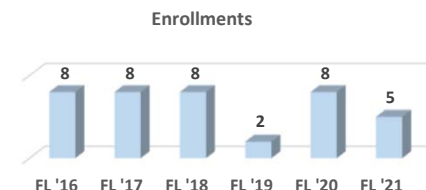
Feeder H.S. Enrollees

	#	%
Carbondale		
Carterville		
Crab Orchard		
DuQuoin		
Elverado	1	20.0%
Herrin	1	20.0%
Johnston City		
Marion		
Murphysboro		
West Frankfort		
Trico		
Feeder H.S. Total	2	40.0%
Agape Christian		
GED		

Age	#	%
< = 17		
18-20	3	60.0%
21-25	2	40.0%
26-30		
31-40		
41-50		
51-60		
61-70		
71-80		
81+		
Unk		
Total	5	100.0%
Avg	20.2	
<21	3	60.0%
>60		

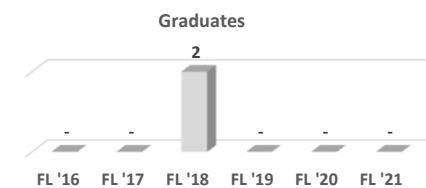
Enrollments

FL '16	8
FL '17	8
FL '18	8
FL '19	2
FL '20	8
FL '21	5



Graduates

FL '16	-
FL '17	-
FL '18	2
FL '19	-
FL '20	-
FL '21	-



Demographics	Male						Female						Grand Total					
	Full-time		Part-time		Male Total		Full-time		Part-time		Female Total		Full-time		Part-time		Grand Total	
	#	%	#	%	#	%	#	%	#	%	#	%	#	%	#	%	#	%
Asian																		
American Indian / Alaskan Native																		
Black or African American																		
Hispanic	1	20.0%			1	20.0%							1	20.0%			1	20.0%
White	3	60.0%	1	20.0%	4	80.0%							3	60.0%	1	20.0%	4	80.0%
Native Hawaiian or Pacific Islander																		
Multiple Ethnicities																		
Unknown																		
Totals	4	80.0%	1	20.0%	5	100.0%							4	80.0%	1	20.0%	5	100.0%



Auto Services Technology

Spring 2022

CIP Code:

47.0604

Curriculum Code:

00AST0052

Program:

CER

Total Enrollment:	5	100.0%	Male:	5	100.0%	FT:	5	100.0%	Avg Age:	20.7
Minority:	1	20.0%	Female:			PT:			Feeder Enrl:	1 20.0%

Feeder H.S. Enrollees

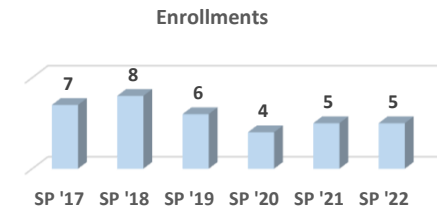
	#	%
Carbondale		
Carterville		
Crab Orchard		
DuQuoin		
Elverado	1	20.0%
Herrin		
Johnston City		
Marion		
Murphysboro		
West Frankfort		
Trico		
Feeder H.S. Total	1	20.0%
Agape Christian		
GED		

Age

	#	%
< = 17		
18-20	3	60.0%
21-25	2	40.0%
26-30		
31-40		
41-50		
51-60		
61-70		
71-80		
81+		
Unk		
Total	5	100.0%
Avg	20.7	
<21	3	60.0%
>60		

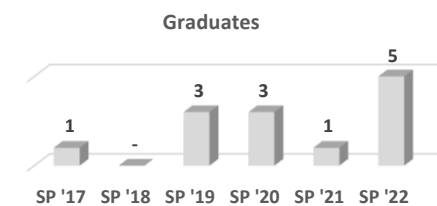
Enrollments

SP '17	7
SP '18	8
SP '19	6
SP '20	4
SP '21	5
SP '22	5



Graduates

SP '17	1
SP '18	-
SP '19	3
SP '20	3
SP '21	1
SP '22	5



Demographics	Male						Female						Grand Total					
	Full-time		Part-time		Male Total		Full-time		Part-time		Female Total		Full-time		Part-time		Grand Total	
	#	%	#	%	#	%	#	%	#	%	#	%	#	%	#	%	#	%
Asian																		
American Indian / Alaskan Native																		
Black or African American																		
Hispanic	1	20.0%			1	20.0%							1	20.0%			1	20.0%
White	3	60.0%			3	60.0%							3	60.0%			3	60.0%
Native Hawaiian or Pacific Islander																		
Multiple Ethnicities																		
Unknown	1	20.0%			1	20.0%							1	20.0%			1	20.0%
Totals	5	100.0%			5	100.0%							5	100.0%			5	100.0%

1-Year Certificate of Achievement

Biomedical Electronics Technician

CIP Code: **15.0401**

Curriculum Code: **00ELT3024**



Biomedical Electronics Technician

CIP Code:

15.0401

Curriculum Code:

00ELT3024

Program:

CER

Summer 2021

Total Enrollment:	3	100.0%	Male:	2	66.7%	FT:	3	100.0%	Avg Age:	22.3
Minority:			Female:	1	33.3%	PT:			Feeder Enrl:	3 100.0%

Feeder H.S. Enrollees

	#	%	Age	#	%
Carbondale			< = 17		
Cartersville			18-20	2	66.7%
Crab Orchard			21-25	1	33.3%
DuQuoin			26-30		
Elverado			31-40		
Herrin	1	33.3%	41-50		
Johnston City			51-60		
Marion			61-70		
Murphysboro	1	33.3%	71-80		
West Frankfort			81+		
Trico	1	33.3%	Unk		
Feeder H.S. Total	3	100.0%	Total	3	100.0%
Agape Christian			Avg	22.3	
GED			<21	2	66.7%
			>60		

Enrollments



Graduates



Demographics	Male						Female						Grand Total					
	Full-time		Part-time		Male Total		Full-time		Part-time		Female Total		Full-time		Part-time		Grand Total	
	#	%	#	%	#	%	#	%	#	%	#	%	#	%	#	%	#	%
Asian																		
American Indian / Alaskan Native																		
Black or African American																		
Hispanic																		
White	1	33.3%			1	33.3%	1	33.3%			1	33.3%	2	66.7%			2	66.7%
Native Hawaiian or Pacific Islander																		
Multiple Ethnicities																		
Unknown	1	33.3%			1	33.3%							1	33.3%			1	33.3%
Totals	2	66.7%			2	66.7%	1	33.3%			1	33.3%	3	100.0%			3	100.0%



Biomedical Electronics Technician

CIP Code:

15.0401

Curriculum Code:

00ELT3024

Program:

CER

Fall 2021

Total Enrollment:	2	100.0%	Male:	1	50.0%	FT:	2	100.0%	Avg Age:	19.9
Minority:			Female:	1	50.0%	PT:			Feeder Enrl:	2 100.0%

Feeder H.S. Enrollees	#	%	Age	#	%	Enrollments	
Carbondale			< = 17			FL '16	
Carterville			18-20	2	100.0%	FL '17	
Crab Orchard			21-25			FL '18	
DuQuoin			26-30			FL '19	
Elverado			31-40			FL '20	
Herrin	1	50.0%	41-50			FL '21	2
Johnston City			51-60				
Marion			61-70				
Murphysboro	1	50.0%	71-80				
West Frankfort			81+				
Trico			Unk				
Feeder H.S. Total	2	100.0%	Total	2	100.0%		
Agape Christian			Avg	19.9			
GED			<21	2	100.0%		
			>60				

Demographics	Male						Female						Grand Total					
	Full-time		Part-time		Male Total		Full-time		Part-time		Female Total		Full-time		Part-time		Grand Total	
	#	%	#	%	#	%	#	%	#	%	#	%	#	%	#	%	#	%
Asian																		
American Indian / Alaskan Native																		
Black or African American																		
Hispanic																		
White							1	50.0%			1	50.0%	1	50.0%			1	50.0%
Native Hawaiian or Pacific Islander																		
Multiple Ethnicities																		
Unknown	1	50.0%			1	50.0%							1	50.0%			1	50.0%
Totals	1	50.0%			1	50.0%	1	50.0%			1	50.0%	2	100.0%			2	100.0%



Biomedical Electronics Technician

Spring 2022

CIP Code:

15.0401

Curriculum Code:

00ELT3024

Program:

CER

Total Enrollment:

1 100.0%

Male:

FT:

1 100.0%

Avg Age:

20.5

Minority:

Female: 1 100.0%

PT:

Feeder Enrl: 1 100.0%

Feeder H.S. Enrollees

	#	%
Carbondale		
Carterville		
Crab Orchard		
DuQuoin		
Elverado		
Herrin	1	100.0%
Johnston City		
Marion		
Murphysboro		
West Frankfort		
Trico		
Feeder H.S. Total	1	100.0%
Agape Christian		
GED	1	100.0%

Age	#	%
< = 17		
18-20	1	100.0%
21-25		
26-30		
31-40		
41-50		
51-60		
61-70		
71-80		
81+		
Unk		
Total	1	100.0%
Avg	20.5	
<21	1	100.0%
>60		

Enrollments



Graduates



Demographics	Male						Female						Grand Total					
	Full-time		Part-time		Male Total		Full-time		Part-time		Female Total		Full-time		Part-time		Grand Total	
	#	%	#	%	#	%	#	%	#	%	#	%	#	%	#	%	#	%
Asian																		
American Indian / Alaskan Native																		
Black or African American																		
Hispanic																		
White							1	100.0%			1	100.0%	1	100.0%			1	100.0%
Native Hawaiian or Pacific Islander																		
Multiple Ethnicities																		
Unknown																		
Totals							1	100.0%			1	100.0%	1	100.0%			1	100.0%

1-Year Certificate of Achievement

Business Management

CIP Code: 52.0201

Curriculum Code: **BUS 2007**



Business Management

CIP Code: 52.0201

Curriculum Code:

BUS 2007

Program:

CER

Summer 2021

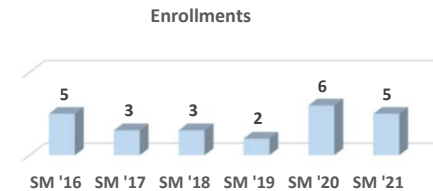
Total Enrollment:	5	100.0%	Male:	1	20.0%	FT:	3	60.0%	Avg Age:	23.7
Minority:	3	60.0%	Female:	4	80.0%	PT:	2	40.0%	Feeder Enrl:	

Feeder H.S. Enrollees

	#	%	Age	#	%
Carbondale			< = 17		
Carterville			18-20	2	40.0%
Crab Orchard			21-25	2	40.0%
DuQuoin			26-30		
Elverado			31-40	1	20.0%
Herrin			41-50		
Johnston City			51-60		
Marion			61-70		
Murphysboro			71-80		
West Frankfort			81+		
Trico			Unk		
Feeder H.S. Total			Total	5	100.0%
			Avg	23.7	
Agape Christian			<21	2	40.0%
GED	1	20.0%	>60		

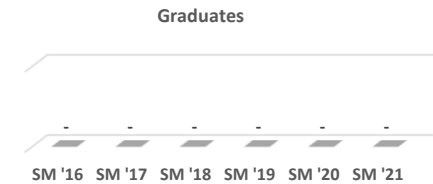
Enrollments

SM '16	5
SM '17	3
SM '18	3
SM '19	2
SM '20	6
SM '21	5



Graduates

SM '16	-
SM '17	-
SM '18	-
SM '19	-
SM '20	-
SM '21	-



Demographics	Male						Female						Grand Total					
	Full-time		Part-time		Male Total		Full-time		Part-time		Female Total		Full-time		Part-time		Grand Total	
	#	%	#	%	#	%	#	%	#	%	#	%	#	%	#	%	#	%
Asian									1	20.0%	1	20.0%			1	20.0%	1	20.0%
American Indian / Alaskan Native																		
Black or African American	1	20.0%			1	20.0%	1	20.0%			1	20.0%	2	40.0%			2	40.0%
Hispanic																		
White							1	20.0%	1	20.0%	2	40.0%	1	20.0%	1	20.0%	2	40.0%
Native Hawaiian or Pacific Islander																		
Multiple Ethnicities																		
Unknown																		
Totals	1	20.0%			1	20.0%	2	40.0%	2	40.0%	4	80.0%	3	60.0%	2	40.0%	5	100.0%



Business Management

CIP Code: 52.0201

Curriculum Code:

BUS 2007

Program:

CER

Fall 2021

Total Enrollment:	9	100.0%	Male:	3	33.3%	FT:	7	77.8%	Avg Age:	26.3
Minority:	1	11.1%	Female:	6	66.7%	PT:	2	22.2%	Feeder Enrl:	3 33.3%

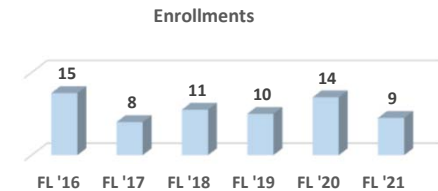
Feeder H.S. Enrollees

	#	%
Carbondale	1	11.1%
Carterville	1	11.1%
Crab Orchard		
DuQuoin		
Elverado		
Herrin	1	11.1%
Johnston City		
Marion		
Murphysboro		
West Frankfort		
Trico		
Feeder H.S. Total	3	33.3%
Agape Christian		
GED	1	11.1%

Age	#	%
< = 17		
18-20	4	44.4%
21-25	3	33.3%
26-30		
31-40		
41-50	2	22.2%
51-60		
61-70		
71-80		
81+		
Unk		
Total	9	100.0%
Avg	26.3	
<21	4	44.4%
>60		

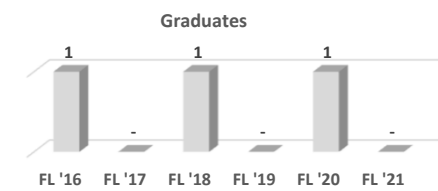
Enrollments

FL '16	15
FL '17	8
FL '18	11
FL '19	10
FL '20	14
FL '21	9



Graduates

FL '16	1
FL '17	-
FL '18	1
FL '19	-
FL '20	1
FL '21	-



Demographics	Male						Female						Grand Total					
	Full-time		Part-time		Male Total		Full-time		Part-time		Female Total		Full-time		Part-time		Grand Total	
	#	%	#	%	#	%	#	%	#	%	#	%	#	%	#	%	#	%
Asian																		
American Indian / Alaskan Native																		
Black or African American																		
Hispanic																		
White	2	22.2%			2	22.2%	4	44.4%	1	11.1%	5	55.6%	6	66.7%	1	11.1%	7	77.8%
Native Hawaiian or Pacific Islander																		
Multiple Ethnicities									1	11.1%	1	11.1%			1	11.1%	1	11.1%
Unknown	1	11.1%			1	11.1%							1	11.1%			1	11.1%
Totals	3	33.3%			3	33.3%	4	44.4%	2	22.2%	6	66.7%	7	77.8%	2	22.2%	9	100.0%



Business Management

CIP Code:

52.0201

Curriculum Code:

BUS 2007

Program:

CER

Spring 2022

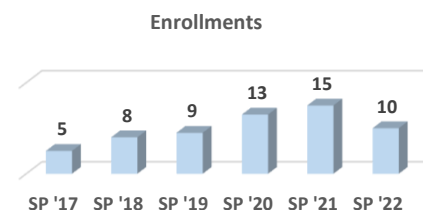
Total Enrollment:	10	100.0%	Male:	5	50.0%	FT:	5	50.0%	Avg Age:	30.8
Minority:	2	20.0%	Female:	5	50.0%	PT:	5	50.0%	Feeder Enrl:	3 30.0%

Feeder H.S. Enrollees

#	%	Age	#	%
		< = 17		
		18-20	2	20.0%
		21-25	2	20.0%
		26-30	2	20.0%
		31-40	2	20.0%
		41-50	2	20.0%
		51-60		
		61-70		
		71-80		
		81+		
		Unk		
Feeder H.S. Total	3		10	100.0%
		Avg	30.8	
Agape Christian		<21	2	20.0%
GED	1	>60		

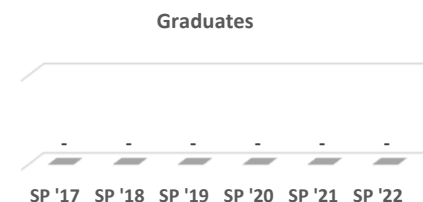
Enrollments

SP '17	5
SP '18	8
SP '19	9
SP '20	13
SP '21	15
SP '22	10



Graduates

SP '17	-
SP '18	-
SP '19	-
SP '20	-
SP '21	-
SP '22	-



Demographics	Male						Female						Grand Total					
	Full-time		Part-time		Male Total		Full-time		Part-time		Female Total		Full-time		Part-time		Grand Total	
	#	%	#	%	#	%	#	%	#	%	#	%	#	%	#	%	#	%
Asian																		
American Indian / Alaskan Native																		
Black or African American									2	20.0%	2	20.0%			2	20.0%	2	20.0%
Hispanic																		
White	2	20.0%	2	20.0%	4	40.0%	3	30.0%			3	30.0%	5	50.0%	2	20.0%	7	70.0%
Native Hawaiian or Pacific Islander																		
Multiple Ethnicities																		
Unknown			1	10.0%	1	10.0%									1	10.0%	1	10.0%
Totals	2	20.0%	3	30.0%	5	50.0%	3	30.0%	2	20.0%	5	50.0%	5	50.0%	5	50.0%	10	100.0%

1-Year Certificate of Achievement

CNC Machinist

CIP Code: **48.0510**

Curriculum Code: **MAC 2014**



CNC Machinist

CIP Code: 48.0510

Curriculum Code:

MAC 2014

Program:

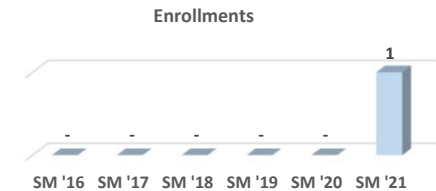
CER

Summer 2021

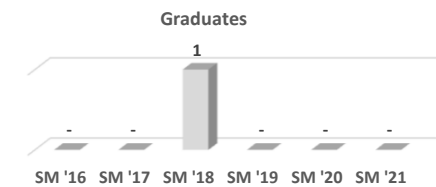
Total Enrollment:	1	100.0%	Male:	1	100.0%	FT:			Avg Age:	36.1
Minority:			Female:			PT:	1	100.0%	Feeder Enrl:	

Feeder H.S. Enrollees	#	%	Age	#	%
Carbondale			< = 17		
Carterville			18-20		
Crab Orchard			21-25		
DuQuoin			26-30		
Elverado			31-40	1	100.0%
Herrin			41-50		
Johnston City			51-60		
Marion			61-70		
Murphysboro			71-80		
West Frankfort			81+		
Trico			Unk		
Feeder H.S. Total			Total	1	100.0%
Agape Christian			Avg	36.1	
GED	1	100.0%	<21		
			>60		

Enrollments	
SM '16	-
SM '17	-
SM '18	-
SM '19	-
SM '20	-
SM '21	1



Graduates	
SM '16	-
SM '17	-
SM '18	1
SM '19	-
SM '20	-
SM '21	-



Demographics	Male						Female						Grand Total					
	Full-time		Part-time		Male Total		Full-time		Part-time		Female Total		Full-time		Part-time		Grand Total	
	#	%	#	%	#	%	#	%	#	%	#	%	#	%	#	%	#	%
Asian																		
American Indian / Alaskan Native																		
Black or African American																		
Hispanic																		
White			1	100.0%	1	100.0%									1	100.0%	1	100.0%
Native Hawaiian or Pacific Islander																		
Multiple Ethnicities																		
Unknown																		
Totals			1	100.0%	1	100.0%									1	100.0%	1	100.0%



CNC Machinist

CIP Code:

48.0510

Curriculum Code:

MAC 2014

Program:

CER

Fall 2021

Total Enrollment:	6	100.0%	Male:	6	100.0%	FT:	2	33.3%	Avg Age:	31.2
Minority:	1	16.7%	Female:			PT:	4	66.7%	Feeder Enrl:	2 33.3%

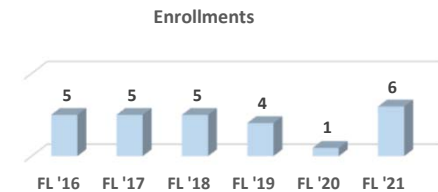
Feeder H.S. Enrollees

	#	%
Carbondale	1	16.7%
Carterville	1	16.7%
Crab Orchard		
DuQuoin		
Elverado		
Herrin		
Johnston City		
Marion		
Murphysboro		
West Frankfort		
Trico		
Feeder H.S. Total	2	33.3%
Agape Christian		
GED	2	33.3%

Age	#	%
< = 17		
18-20	2	33.3%
21-25	1	16.7%
26-30		
31-40	2	33.3%
41-50		
51-60	1	16.7%
61-70		
71-80		
81+		
Unk		
Total	6	100.0%
Avg	31.2	
<21	2	33.3%
>60		

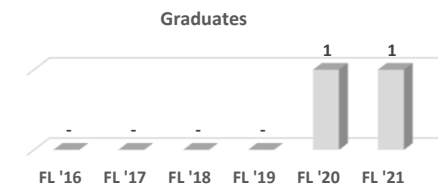
Enrollments

FL '16	5
FL '17	5
FL '18	5
FL '19	4
FL '20	1
FL '21	6



Graduates

FL '16	-
FL '17	-
FL '18	-
FL '19	-
FL '20	1
FL '21	1



Demographics	Male						Female						Grand Total					
	Full-time		Part-time		Male Total		Full-time		Part-time		Female Total		Full-time		Part-time		Grand Total	
	#	%	#	%	#	%	#	%	#	%	#	%	#	%	#	%	#	%
Asian																		
American Indian / Alaskan Native																		
Black or African American			1	16.7%	1	16.7%									1	16.7%	1	16.7%
Hispanic																		
White	2	33.3%	2	33.3%	4	66.7%							2	33.3%	2	33.3%	4	66.7%
Native Hawaiian or Pacific Islander																		
Multiple Ethnicities																		
Unknown			1	16.7%	1	16.7%									1	16.7%	1	16.7%
Totals	2	33.3%	4	66.7%	6	100.0%							2	33.3%	4	66.7%	6	100.0%



CNC Machinist

CIP Code:

48.0510

Curriculum Code:

MAC 2014

Program:

CER

Spring 2022

Total Enrollment: 2 100.0%

Male: 2 100.0%

FT: 2 100.0%

Avg Age: 38.0

Minority:

Female:

PT:

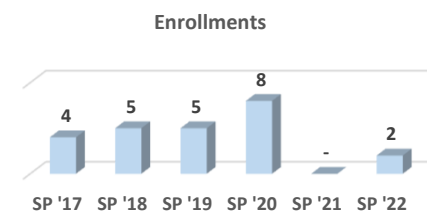
Feeder Enrl:

Feeder H.S. Enrollees

	#	%	Age	#	%
Carbondale			< = 17		
Carterville			18-20		
Crab Orchard			21-25		
DuQuoin			26-30		
Elverado			31-40	2	100.0%
Herrin			41-50		
Johnston City			51-60		
Marion			61-70		
Murphysboro			71-80		
West Frankfort			81+		
Trico			Unk		
Feeder H.S. Total			Total	2	100.0%
			Avg	38.0	
Agape Christian			<21		
GED	1	50.0%	>60		

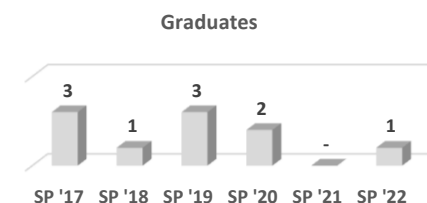
Enrollments

SP '17	4
SP '18	5
SP '19	5
SP '20	8
SP '21	-
SP '22	2



Graduates

SP '17	3
SP '18	1
SP '19	3
SP '20	2
SP '21	-
SP '22	1



Demographics	Male						Female						Grand Total					
	Full-time		Part-time		Male Total		Full-time		Part-time		Female Total		Full-time		Part-time		Grand Total	
	#	%	#	%	#	%	#	%	#	%	#	%	#	%	#	%	#	%
Asian																		
American Indian / Alaskan Native																		
Black or African American																		
Hispanic																		
White	2	100.0%			2	100.0%							2	100.0%			2	100.0%
Native Hawaiian or Pacific Islander																		
Multiple Ethnicities																		
Unknown																		
Totals	2	100.0%			2	100.0%							2	100.0%			2	100.0%

1-Year Certificate of Achievement

Computer Information Systems

CIP Code: **11.0401**

Curriculum Code: **CIS 0401**



Computer Information Systems

CIP Code:

11.0401

Curriculum Code:

CIS 0401

Program:

CER

Summer 2021

Total Enrollment:

1 100.0%

Male:

Female: 1 100.0%

FT:

1 100.0%

PT:

Avg Age:

45.5

Minority:

Feeder Enrl:

Feeder H.S. Enrollees

Carbondale
Carterville
Crab Orchard
DuQuoin
Elverado
Herrin
Johnston City
Marion
Murphysboro
West Frankfort
Trico
Feeder H.S. Total
Agape Christian
GED

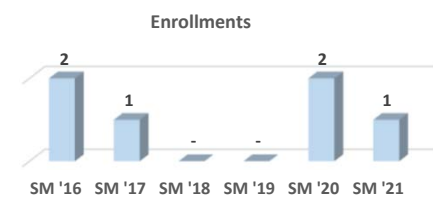
%

Age # %

< = 17
18-20
21-25
26-30
31-40
41-50 1 100.0%
51-60
61-70
71-80
81+
Unk
Total 1 100.0%
Avg 45.5
<21
>60

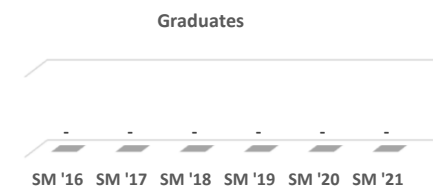
Enrollments

SM '16 2
SM '17 1
SM '18 -
SM '19 -
SM '20 2
SM '21 1



Graduates

SM '16 -
SM '17 -
SM '18 -
SM '19 -
SM '20 -
SM '21 -



Demographics	Male						Female						Grand Total					
	Full-time		Part-time		Male Total		Full-time		Part-time		Female Total		Full-time		Part-time		Grand Total	
	#	%	#	%	#	%	#	%	#	%	#	%	#	%	#	%	#	%
Asian																		
American Indian / Alaskan Native																		
Black or African American																		
Hispanic																		
White							1	100.0%			1	100.0%	1	100.0%			1	100.0%
Native Hawaiian or Pacific Islander																		
Multiple Ethnicities																		
Unknown																		
Totals							1	100.0%			1	100.0%	1	100.0%			1	100.0%



Computer Information Systems

CIP Code:

11.0401

Curriculum Code:

CIS 0401

Program:

CER

Fall 2021

Total Enrollment:

4 100.0%

Male:

2 50.0%

FT:

1 25.0%

Avg Age:

45.5

Minority:

1 25.0%

Female:

2 50.0%

PT:

3 75.0%

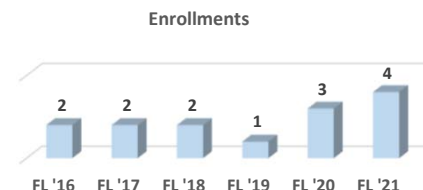
Feeder Enrl:

Feeder H.S. Enrollees

	#	%	Age	#	%
Carbondale			< = 17		
Carterville			18-20		
Crab Orchard			21-25		
DuQuoin			26-30		
Elverado			31-40	2	50.0%
Herrin			41-50	1	25.0%
Johnston City			51-60		
Marion			61-70	1	25.0%
Murphysboro			71-80		
West Frankfort			81+		
Trico			Unk		
Feeder H.S. Total			Total	4	100.0%
			Avg	45.5	
Agape Christian			<21		
GED			>60	1	25.0%

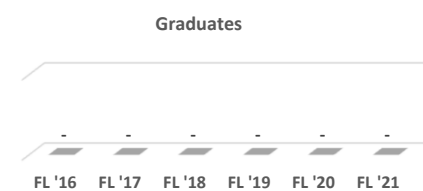
Enrollments

FL '16	2
FL '17	2
FL '18	2
FL '19	1
FL '20	3
FL '21	4



Graduates

FL '16	-
FL '17	-
FL '18	-
FL '19	-
FL '20	-
FL '21	-



Demographics	Male						Female						Grand Total					
	Full-time		Part-time		Male Total		Full-time		Part-time		Female Total		Full-time		Part-time		Grand Total	
	#	%	#	%	#	%	#	%	#	%	#	%	#	%	#	%	#	%
Asian																		
American Indian / Alaskan Native																		
Black or African American			1	25.0%	1	25.0%									1	25.0%	1	25.0%
Hispanic																		
White	1	25.0%			1	25.0%			2	50.0%	2	50.0%	1	25.0%	2	50.0%	3	75.0%
Native Hawaiian or Pacific Islander																		
Multiple Ethnicities																		
Unknown																		
Totals	1	25.0%	1	25.0%	2	50.0%			2	50.0%	2	50.0%	1	25.0%	3	75.0%	4	100.0%



Computer Information Systems

Spring 2022

CIP Code:

11.0401

Curriculum Code:

CIS 0401

Program:

CER

Total Enrollment:

2 100.0%

Male:

2 100.0%

FT:

1 50.0%

Avg Age:

50.9

Minority:

1 50.0%

Female:

PT:

1 50.0%

Feeder Enrl:

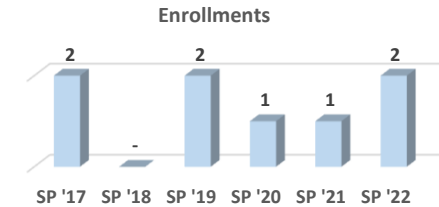
Feeder H.S. Enrollees

	#	%
Carbondale		
Carterville		
Crab Orchard		
DuQuoin		
Elverado		
Herrin		
Johnston City		
Marion		
Murphysboro		
West Frankfort		
Trico		
Feeder H.S. Total		
Agape Christian		
GED		

Age	#	%
< = 17		
18-20		
21-25		
26-30		
31-40	1	50.0%
41-50		
51-60		
61-70	1	50.0%
71-80		
81+		
Unk		
Total	2	100.0%
Avg	50.9	
<21		
>60	1	50.0%

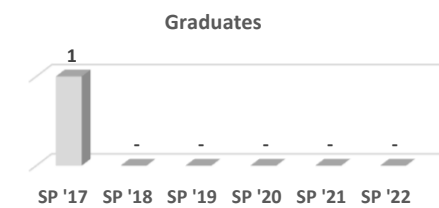
Enrollments

SP '17	2
SP '18	-
SP '19	2
SP '20	1
SP '21	1
SP '22	2



Graduates

SP '17	1
SP '18	-
SP '19	-
SP '20	-
SP '21	-
SP '22	-



Demographics	Male						Female						Grand Total					
	Full-time		Part-time		Male Total		Full-time		Part-time		Female Total		Full-time		Part-time		Grand Total	
	#	%	#	%	#	%	#	%	#	%	#	%	#	%	#	%	#	%
Asian																		
American Indian / Alaskan Native																		
Black or African American			1	50.0%	1	50.0%									1	50.0%	1	50.0%
Hispanic																		
White	1	50.0%			1	50.0%							1	50.0%			1	50.0%
Native Hawaiian or Pacific Islander																		
Multiple Ethnicities																		
Unknown																		
Totals	1	50.0%	1	50.0%	2	100.0%							1	50.0%	1	50.0%	2	100.0%

1-Year Certificate of Achievement

Cosmetology

CIP Code: **12.0401**

Curriculum Code: **00COS0056**



Cosmetology

CIP Code:

12.0401

Curriculum Code:

00COS0056

Program:

CER

Summer 2021

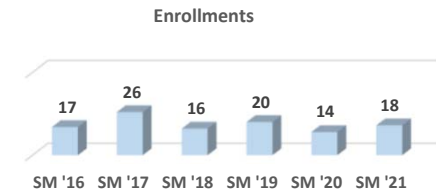
Total Enrollment:	18	100.0%	Male:			FT:	12	66.7%	Avg Age:	21.8
Minority:	3	16.7%	Female:	18	100.0%	PT:	6	33.3%	Feeder Enrl:	8 44.4%

Feeder H.S. Enrollees

	#	%	Age	#	%
Carbondale	1	5.6%	< = 17		
Cartersville	1	5.6%	18-20	10	55.6%
Crab Orchard			21-25	7	38.9%
DuQuoin	2	11.1%	26-30	1	5.6%
Elverado			31-40		
Herrin			41-50		
Johnston City	1	5.6%	51-60		
Marion	2	11.1%	61-70		
Murphysboro	1	5.6%	71-80		
West Frankfort			81+		
Trico			Unk		
Feeder H.S. Total	8	44.4%	Total	18	100.0%
Agape Christian			Avg	21.8	
GED	3	16.7%	<21	10	55.6%
			>60		

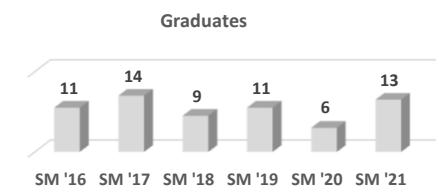
Enrollments

SM '16	17
SM '17	26
SM '18	16
SM '19	20
SM '20	14
SM '21	18



Graduates

SM '16	11
SM '17	14
SM '18	9
SM '19	11
SM '20	6
SM '21	13



Demographics	Male						Female						Grand Total					
	Full-time		Part-time		Male Total		Full-time		Part-time		Female Total		Full-time		Part-time		Grand Total	
	#	%	#	%	#	%	#	%	#	%	#	%	#	%	#	%	#	%
Asian																		
American Indian / Alaskan Native																		
Black or African American							2	11.1%	1	5.6%	3	16.7%	2	11.1%	1	5.6%	3	16.7%
Hispanic																		
White							10	55.6%	5	27.8%	15	83.3%	10	55.6%	5	27.8%	15	83.3%
Native Hawaiian or Pacific Islander																		
Multiple Ethnicities																		
Unknown																		
Totals							12	66.7%	6	33.3%	18	100.0%	12	66.7%	6	33.3%	18	100.0%



Cosmetology

CIP Code:

12.0401

Curriculum Code:

00COS0056

Program:

CER

Fall 2021

Total Enrollment:	29	100.0%	Male:			FT:	20	69.0%	Avg Age:	23.6
Minority:	5	17.2%	Female:	6	20.7%	PT:	9	31.0%	Feeder Enrl:	11 37.9%

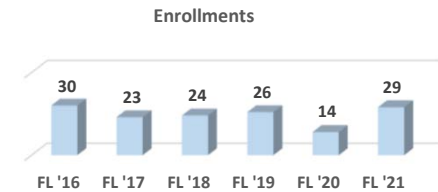
Feeder H.S. Enrollees

	#	%
Carbondale	2	6.9%
Carterville	1	3.4%
Crab Orchard		
DuQuoin	2	6.9%
Elverado		
Herrin		
Johnston City	2	6.9%
Marion		
Murphysboro	2	6.9%
West Frankfort	2	6.9%
Trico		
Feeder H.S. Total	11	37.9%
Agape Christian		
GED	5	17.2%

Age	#	%
< = 17	1	3.4%
18-20	12	41.4%
21-25	10	34.5%
26-30	2	6.9%
31-40	4	13.8%
41-50		
51-60		
61-70		
71-80		
81+		
Unk		
Total	29	100.0%
Avg	23.6	
<21	13	44.8%
>60		

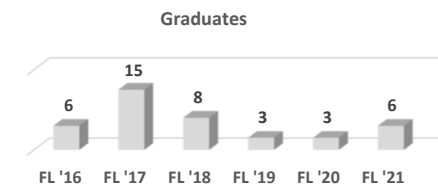
Enrollments

FL '16	30
FL '17	23
FL '18	24
FL '19	26
FL '20	14
FL '21	29



Graduates

FL '16	6
FL '17	15
FL '18	8
FL '19	3
FL '20	3
FL '21	6



Demographics	Male						Female						Grand Total					
	Full-time		Part-time		Male Total		Full-time		Part-time		Female Total		Full-time		Part-time		Grand Total	
	#	%	#	%	#	%	#	%	#	%	#	%	#	%	#	%	#	%
Asian									1	3.4%	1	3.4%			1	3.4%	1	3.4%
American Indian / Alaskan Native																		
Black or African American							3	10.3%	1	3.4%	4	13.8%	3	10.3%	1	3.4%	4	13.8%
Hispanic																		
White							16	55.2%	7	24.1%			16	55.2%	7	24.1%	23	79.3%
Native Hawaiian or Pacific Islander																		
Multiple Ethnicities																		
Unknown							1	3.4%			1	3.4%	1	3.4%			1	3.4%
Totals							20	69.0%	9	31.0%	6	20.7%	20	69.0%	9	31.0%	29	100.0%



Cosmetology

CIP Code:

12.0401

Curriculum Code:

00COS0056

Program:

CER

Spring 2022

Total Enrollment:	17	100.0%	Male:			FT:	17	100.0%	Avg Age:	23.3	
Minority:			Female:	2	11.8%	PT:			Feeder Enrl:	7	41.2%

Feeder H.S. Enrollees

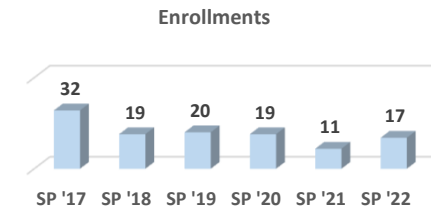
	#	%
Carbondale	1	5.9%
Carterville		
Crab Orchard		
DuQuoin		
Elverado		
Herrin	1	5.9%
Johnston City	2	11.8%
Marion	1	5.9%
Murphysboro		
West Frankfort	2	11.8%
Trico		
Feeder H.S. Total	7	41.2%
Agape Christian		
GED	4	23.5%

Age

	#	%
< = 17		
18-20	7	41.2%
21-25	7	41.2%
26-30		
31-40	3	17.6%
41-50		
51-60		
61-70		
71-80		
81+		
Unk		
Total	17	100.0%
Avg	23.3	
<21	7	41.2%
>60		

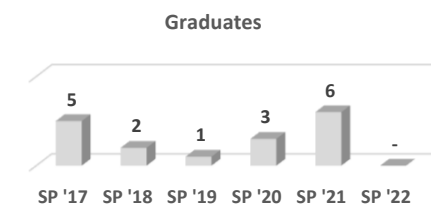
Enrollments

SP '17	32
SP '18	19
SP '19	20
SP '20	19
SP '21	11
SP '22	17



Graduates

SP '17	5
SP '18	2
SP '19	1
SP '20	3
SP '21	6
SP '22	-



Demographics	Male						Female						Grand Total					
	Full-time		Part-time		Male Total		Full-time		Part-time		Female Total		Full-time		Part-time		Grand Total	
	#	%	#	%	#	%	#	%	#	%	#	%	#	%	#	%	#	%
Asian																		
American Indian / Alaskan Native																		
Black or African American																		
Hispanic																		
White							15	88.2%					15	88.2%			15	88.2%
Native Hawaiian or Pacific Islander																		
Multiple Ethnicities																		
Unknown							2	11.8%			2	11.8%	2	11.8%			2	11.8%
Totals							17	100.0%			2	11.8%	17	100.0%			17	100.0%

1-Year Certificate of Achievement

Dental Assisting

CIP Code: **51.0601**

Curriculum Code: **DNA 0039**



Dental Assisting

CIP Code: 51.0601

Curriculum Code:

DNA 0039

Program:

CER

Summer 2021

Total Enrollment:	6	100.0%	Male:	1	16.7%	FT:	6	100.0%	Avg Age:	29.9	
Minority:	1	16.7%	Female:	5	83.3%	PT:			Feeder Enrl:	3	50.0%

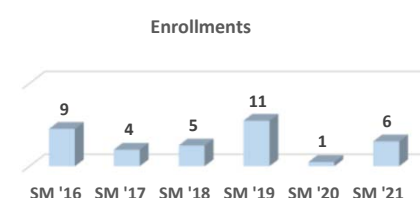
Feeder H.S. Enrollees

	#	%
Carbondale		
Cartersville		
Crab Orchard	1	16.7%
DuQuoin		
Elverado		
Herrin		
Johnston City		
Marion		
Murphysboro	2	33.3%
West Frankfort		
Trico		
Feeder H.S. Total	3	50.0%
Agape Christian		
GED		

Age	#	%
< = 17		
18-20		
21-25	2	33.3%
26-30	2	33.3%
31-40	1	16.7%
41-50	1	16.7%
51-60		
61-70		
71-80		
81+		
Unk		
Total	6	100.0%
Avg	29.9	
<21		
>60		

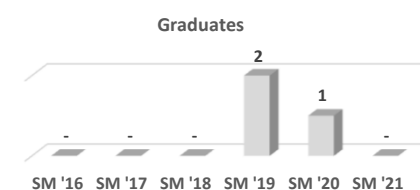
Enrollments

SM '16	9
SM '17	4
SM '18	5
SM '19	11
SM '20	1
SM '21	6



Graduates

SM '16	-
SM '17	-
SM '18	-
SM '19	2
SM '20	1
SM '21	-



Demographics	Male						Female						Grand Total					
	Full-time		Part-time		Male Total		Full-time		Part-time		Female Total		Full-time		Part-time		Grand Total	
	#	%	#	%	#	%	#	%	#	%	#	%	#	%	#	%	#	%
Asian																		
American Indian / Alaskan Native																		
Black or African American																		
Hispanic							1	16.7%			1	16.7%	1	16.7%			1	16.7%
White	1	16.7%			1	16.7%	4	66.7%			4	66.7%	5	83.3%			5	83.3%
Native Hawaiian or Pacific Islander																		
Multiple Ethnicities																		
Unknown																		
Totals	1	16.7%			1	16.7%	5	83.3%			5	83.3%	6	100.0%			6	100.0%



Dental Assisting

CIP Code:

51.0601

Curriculum Code:

DNA 0039

Program:

CER

Fall 2021

Total Enrollment:	5	100.0%	Male:			FT:	5	100.0%	Avg Age:	21.6
Minority:			Female:	5	100.0%	PT:			Feeder Enrl:	2 40.0%

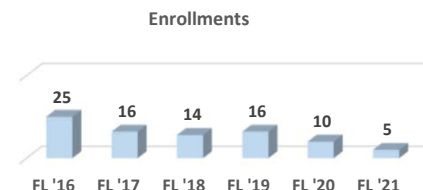
Feeder H.S. Enrollees

	#	%
Carbondale		
Carterville		
Crab Orchard		
DuQuoin		
Elverado		
Herrin		
Johnston City	1	20.0%
Marion		
Murphysboro		
West Frankfort	1	20.0%
Trico		
Feeder H.S. Total	2	40.0%
Agape Christian		
GED		

Age	#	%
< = 17		
18-20	3	60.0%
21-25	1	20.0%
26-30	1	20.0%
31-40		
41-50		
51-60		
61-70		
71-80		
81+		
Unk		
Total	5	100.0%
Avg	21.6	
<21	3	60.0%
>60		

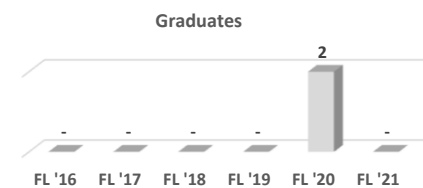
Enrollments

FL '16	25
FL '17	16
FL '18	14
FL '19	16
FL '20	10
FL '21	5



Graduates

FL '16	-
FL '17	-
FL '18	-
FL '19	-
FL '20	2
FL '21	-



Demographics	Male						Female						Grand Total					
	Full-time		Part-time		Male Total		Full-time		Part-time		Female Total		Full-time		Part-time		Grand Total	
	#	%	#	%	#	%	#	%	#	%	#	%	#	%	#	%	#	%
Asian																		
American Indian / Alaskan Native																		
Black or African American																		
Hispanic																		
White							5	100.0%			5	100.0%	5	100.0%			5	100.0%
Native Hawaiian or Pacific Islander																		
Multiple Ethnicities																		
Unknown																		
Totals							5	100.0%			5	100.0%	5	100.0%			5	100.0%



Dental Assisting

CIP Code:

51.0601

Curriculum Code:

DNA 0039

Program:

CER

Spring 2022

Total Enrollment:	5	100.0%	Male:			FT:	5	100.0%	Avg Age:	22.0	
Minority:			Female:	5	100.0%	PT:			Feeder Enrl:	2	40.0%

Feeder H.S. Enrollees

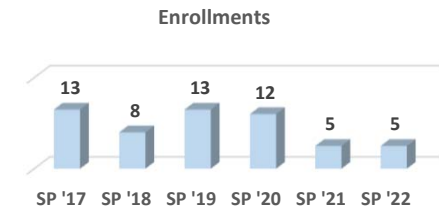
	#	%
Carbondale		
Carterville		
Crab Orchard		
DuQuoin		
Elverado		
Herrin		
Johnston City	1	20.0%
Marion		
Murphysboro		
West Frankfort	1	20.0%
Trico		
Feeder H.S. Total	2	40.0%
Agape Christian		
GED		

Age

	#	%
< = 17		
18-20	3	60.0%
21-25	1	20.0%
26-30	1	20.0%
31-40		
41-50		
51-60		
61-70		
71-80		
81+		
Unk		
Total	5	100.0%
Avg	22.0	
<21	3	60.0%
>60		

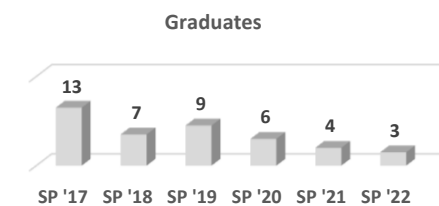
Enrollments

SP '17	13
SP '18	8
SP '19	13
SP '20	12
SP '21	5
SP '22	5



Graduates

SP '17	13
SP '18	7
SP '19	9
SP '20	6
SP '21	4
SP '22	3



Demographics	Male						Female						Grand Total					
	Full-time		Part-time		Male Total		Full-time		Part-time		Female Total		Full-time		Part-time		Grand Total	
	#	%	#	%	#	%	#	%	#	%	#	%	#	%	#	%	#	%
Asian																		
American Indian / Alaskan Native																		
Black or African American																		
Hispanic																		
White							5	100.0%			5	100.0%	5	100.0%			5	100.0%
Native Hawaiian or Pacific Islander																		
Multiple Ethnicities																		
Unknown																		
Totals							5	100.0%			5	100.0%	5	100.0%			5	100.0%

1-Year Certificate of Achievement

Emergency Medical Services

CIP Code: **51.0904**

Curriculum Code: **EMS 0102**



Emergency Medical Services

CIP Code:

51.0904

Curriculum Code:

EMS 0102

Program:

CER

Summer 2021

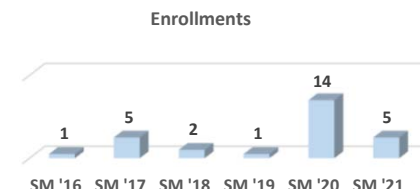
Total Enrollment:	5	100.0%	Male:	3	60.0%	FT:	5	100.0%	Avg Age:	26.4
Minority:	1	20.0%	Female:	2	40.0%	PT:			Feeder Enrl:	3 60.0%

Feeder H.S. Enrollees

	#	%	Age	#	%
Carbondale			< = 17		
Cartersville			18-20		
Crab Orchard			21-25	3	60.0%
DuQuoin			26-30	1	20.0%
Elverado	1	20.0%	31-40	1	20.0%
Herrin			41-50		
Johnston City			51-60		
Marion			61-70		
Murphysboro	2	40.0%	71-80		
West Frankfort			81+		
Trico			Unk		
Feeder H.S. Total	3	60.0%	Total	5	100.0%
Agape Christian			Avg	26.4	
GED			<21		
			>60		

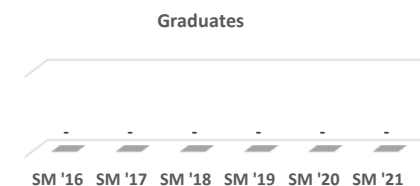
Enrollments

SM '16	1
SM '17	5
SM '18	2
SM '19	1
SM '20	14
SM '21	5



Graduates

SM '16	-
SM '17	-
SM '18	-
SM '19	-
SM '20	-
SM '21	-



Demographics	Male						Female						Grand Total					
	Full-time		Part-time		Male Total		Full-time		Part-time		Female Total		Full-time		Part-time		Grand Total	
	#	%	#	%	#	%	#	%	#	%	#	%	#	%	#	%	#	%
Asian																		
American Indian / Alaskan Native																		
Black or African American							1	20.0%			1	20.0%	1	20.0%			1	20.0%
Hispanic																		
White	2	40.0%			2	40.0%							2	40.0%			2	40.0%
Native Hawaiian or Pacific Islander																		
Multiple Ethnicities																		
Unknown	1	20.0%			1	20.0%	1	20.0%			1	20.0%	2	40.0%			2	40.0%
Totals	3	60.0%			3	60.0%	2	40.0%			2	40.0%	5	100.0%			5	100.0%



Emergency Medical Services

CIP Code:

51.0904

Curriculum Code:

EMS 0102

Program:

CER

Fall 2021

Total Enrollment:	8	100.0%	Male:	6	75.0%	FT:	8	100.0%	Avg Age:	25.6	
Minority:			Female:	2	25.0%	PT:			Feeder Enrl:	3	37.5%

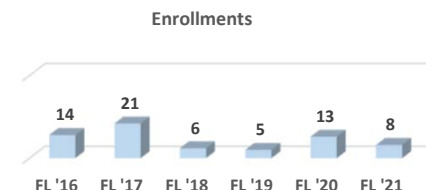
Feeder H.S. Enrollees

	#	%
Carbondale		
Carterville		
Crab Orchard	1	12.5%
DuQuoin		
Elverado		
Herrin	1	12.5%
Johnston City		
Marion	1	12.5%
Murphysboro		
West Frankfort		
Trico		
Feeder H.S. Total	3	37.5%
Agape Christian		
GED	1	12.5%

Age	#	%
< = 17		
18-20	6	75.0%
21-25		
26-30		
31-40	1	12.5%
41-50		
51-60	1	12.5%
61-70		
71-80		
81+		
Unk		
Total	8	100.0%
Avg	25.6	
<21	6	75.0%
>60		

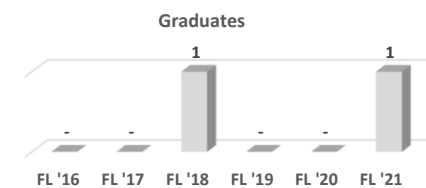
Enrollments

FL '16	14
FL '17	21
FL '18	6
FL '19	5
FL '20	13
FL '21	8



Graduates

FL '16	-
FL '17	-
FL '18	1
FL '19	-
FL '20	-
FL '21	1



Demographics	Male						Female						Grand Total					
	Full-time		Part-time		Male Total		Full-time		Part-time		Female Total		Full-time		Part-time		Grand Total	
	#	%	#	%	#	%	#	%	#	%	#	%	#	%	#	%	#	%
Asian																		
American Indian / Alaskan Native																		
Black or African American																		
Hispanic																		
White	6	75.0%			6	75.0%	2	25.0%			2	25.0%	8	100.0%			8	100.0%
Native Hawaiian or Pacific Islander																		
Multiple Ethnicities																		
Unknown																		
Totals	6	75.0%			6	75.0%	2	25.0%			2	25.0%	8	100.0%			8	100.0%



Emergency Medical Services

Spring 2022

CIP Code:

51.0904

Curriculum Code:

EMS 0102

Program:

CER

Total Enrollment:	5	100.0%	Male:	4	80.0%	FT:	5	100.0%	Avg Age:	19.7
Minority:			Female:	1	20.0%	PT:			Feeder Enrl:	2 40.0%

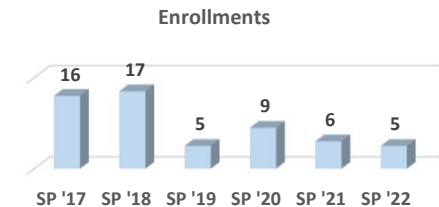
Feeder H.S. Enrollees

	#	%
Carbondale		
Carterville		
Crab Orchard	1	20.0%
DuQuoin		
Elverado		
Herrin		
Johnston City		
Marion	1	20.0%
Murphysboro		
West Frankfort		
Trico		
Feeder H.S. Total	2	40.0%
Agape Christian		
GED		

Age	#	%
< = 17	1	20.0%
18-20	4	80.0%
21-25		
26-30		
31-40		
41-50		
51-60		
61-70		
71-80		
81+		
Unk		
Total	5	100.0%
Avg	19.7	
<21	5	100.0%
>60		

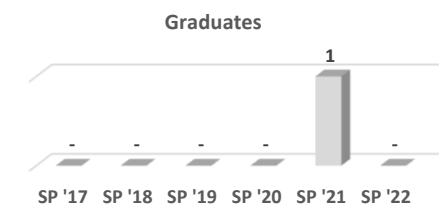
Enrollments

SP '17	16
SP '18	17
SP '19	5
SP '20	9
SP '21	6
SP '22	5



Graduates

SP '17	-
SP '18	-
SP '19	-
SP '20	-
SP '21	1
SP '22	-



Demographics	Male						Female						Grand Total					
	Full-time		Part-time		Male Total		Full-time		Part-time		Female Total		Full-time		Part-time		Grand Total	
	#	%	#	%	#	%	#	%	#	%	#	%	#	%	#	%	#	%
Asian																		
American Indian / Alaskan Native																		
Black or African American																		
Hispanic																		
White	4	80.0%			4	80.0%	1	20.0%			1	20.0%	5	100.0%			5	100.0%
Native Hawaiian or Pacific Islander																		
Multiple Ethnicities																		
Unknown																		
Totals	4	80.0%			4	80.0%	1	20.0%			1	20.0%	5	100.0%			5	100.0%

1-Year Certificate of Achievement

Family Child Care

CIP Code: **19.0709**

Curriculum Code: **ECE 0006**



Family Child Care

CIP Code: 19.0709

Curriculum Code:

ECE 0006

Program:

CER

Summer 2021

Total Enrollment:

Male:

FT:

Avg Age:

Minority:

Female:

PT:

Feeder Enrl:

Feeder H.S. Enrollees

Carbondale
Carterville
Crab Orchard
DuQuoin
Elverado
Herrin
Johnston City
Marion
Murphysboro
West Frankfort
Trico
Feeder H.S. Total
Agape Christian
GED

#

%

Age

#

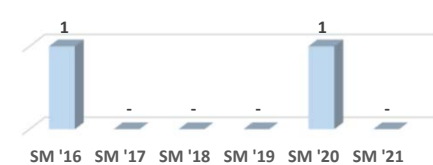
%

< = 17
18-20
21-25
26-30
31-40
41-50
51-60
61-70
71-80
81+
Unk
Total
Avg
<21
>60

Enrollments

SM '16 1
SM '17 -
SM '18 -
SM '19 -
SM '20 1
SM '21 -

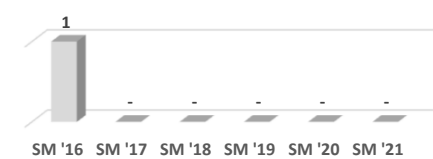
Enrollments



Graduates

SM '16 1
SM '17 -
SM '18 -
SM '19 -
SM '20 -
SM '21 -

Graduates



Demographics	Male						Female						Grand Total					
	Full-time		Part-time		Male Total		Full-time		Part-time		Female Total		Full-time		Part-time		Grand Total	
	#	%	#	%	#	%	#	%	#	%	#	%	#	%	#	%	#	%
Asian																		
American Indian / Alaskan Native																		
Black or African American																		
Hispanic																		
White																		
Native Hawaiian or Pacific Islander																		
Multiple Ethnicities																		
Unknown																		
Totals																		



Family Child Care - Early Childhood Education

Fall 2021

CIP Code:

19.0709

Curriculum Code:

ECE 0006

Program:

CER

Total Enrollment:

2 100.0%

Male:

FT:

1 50.0%

Avg Age:

52.5

Minority:

1 50.0%

Female:

2 100.0%

PT:

1 50.0%

Feeder Enrl:

Feeder H.S. Enrollees

Carbondale
Carterville
Crab Orchard
DuQuoin
Elverado
Herrin
Johnston City
Marion
Murphysboro
West Frankfort
Trico
Feeder H.S. Total
Agape Christian
GED

%

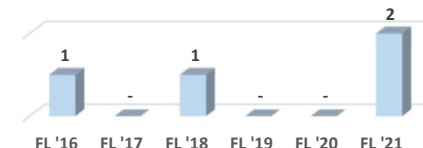
Age # %

< = 17
18-20
21-25
26-30
31-40
41-50 1 50.0%
51-60 1 50.0%
61-70
71-80
81+
Unk
Total 2 100.0%
Avg 52.5
<21
>60

Enrollments

FL '16 1
FL '17 -
FL '18 1
FL '19 -
FL '20 -
FL '21 2

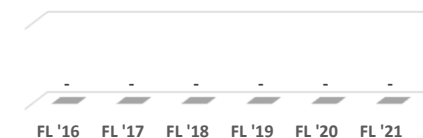
Enrollments



Graduates

FL '16 -
FL '17 -
FL '18 -
FL '19 -
FL '20 -
FL '21 -

Graduates



Demographics	Male						Female						Grand Total					
	Full-time		Part-time		Male Total		Full-time		Part-time		Female Total		Full-time		Part-time		Grand Total	
	#	%	#	%	#	%	#	%	#	%	#	%	#	%	#	%	#	%
Asian																		
American Indian / Alaskan Native																		
Black or African American							1	50.0%			1	50.0%	1	50.0%			1	50.0%
Hispanic																		
White									1	50.0%	1	50.0%			1	50.0%	1	50.0%
Native Hawaiian or Pacific Islander																		
Multiple Ethnicities																		
Unknown																		
Totals							1	50.0%	1	50.0%	2	100.0%	1	50.0%	1	50.0%	2	100.0%



Family Child Care - Early Childhood Education

Spring 2022

CIP Code:

19.0709

Curriculum Code:

ECE 0006

Program:

CER

Total Enrollment:

1 100.0%

Male:

FT:

Avg Age:

50.0

Minority:

Female: 1 100.0%

PT:

1 100.0%

Feeder Enrl:

1 100.0%

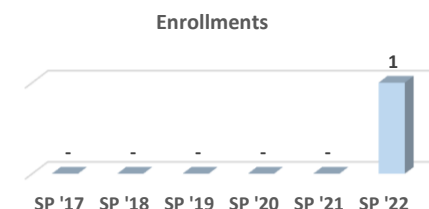
Feeder H.S. Enrollees

	#	%
Carbondale		
Carterville		
Crab Orchard		
DuQuoin		
Elverado	1	100.0%
Herrin		
Johnston City		
Marion		
Murphysboro		
West Frankfort		
Trico		
Feeder H.S. Total	1	100.0%
Agape Christian		
GED		

Age	#	%
<= 17		
18-20		
21-25		
26-30		
31-40		
41-50	1	100.0%
51-60		
61-70		
71-80		
81+		
Unk		
Total	1	100.0%
Avg	50.0	
<21		
>60		

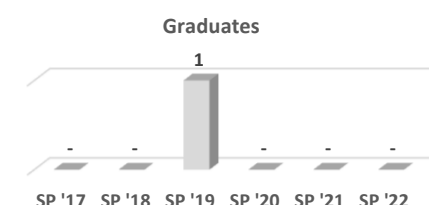
Enrollments

SP '17	-
SP '18	-
SP '19	-
SP '20	-
SP '21	-
SP '22	1



Graduates

SP '17	-
SP '18	-
SP '19	1
SP '20	-
SP '21	-
SP '22	-



Demographics	Male						Female						Grand Total					
	Full-time		Part-time		Male Total		Full-time		Part-time		Female Total		Full-time		Part-time		Grand Total	
	#	%	#	%	#	%	#	%	#	%	#	%	#	%	#	%	#	%
Asian																		
American Indian / Alaskan Native																		
Black or African American																		
Hispanic																		
White									1	100.0%	1	100.0%			1	100.0%	1	100.0%
Native Hawaiian or Pacific Islander																		
Multiple Ethnicities																		
Unknown																		
Totals									1	100.0%	1	100.0%			1	100.0%	1	100.0%

1-Year Certificate of Achievement

Graphics Design

CIP Code: 50.0409

Curriculum Code: GRD 0005



Graphics Design

CIP Code:

50.0409

Curriculum Code:

GRD 0005

Program:

CER

Summer 2021

Total Enrollment:

1 100.0%

Male:

Female: 1 100.0%

FT:

PT: 1 100.0%

Avg Age:

24.3

Minority:

Feeder Enrl:

Feeder H.S. Enrollees

Carbondale
Carterville
Crab Orchard
DuQuoin
Elverado
Herrin
Johnston City
Marion
Murphysboro
West Frankfort
Trico
Feeder H.S. Total
Agape Christian
GED

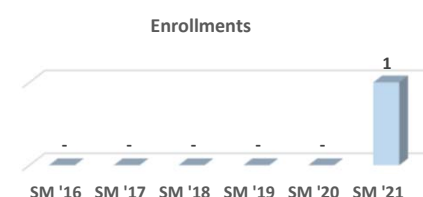
%

Age # %

< = 17
18-20
21-25 1 100.0%
26-30
31-40
41-50
51-60
61-70
71-80
81+
Unk
Total 1 100.0%
Avg 24.3
<21
>60

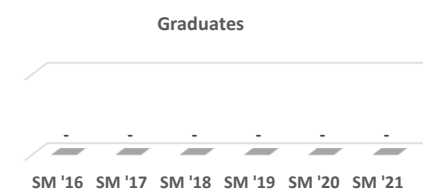
Enrollments

SM '16 -
SM '17 -
SM '18 -
SM '19 -
SM '20 -
SM '21 1



Graduates

SM '16 -
SM '17 -
SM '18 -
SM '19 -
SM '20 -
SM '21 -



Demographics	Male						Female						Grand Total					
	Full-time		Part-time		Male Total		Full-time		Part-time		Female Total		Full-time		Part-time		Grand Total	
	#	%	#	%	#	%	#	%	#	%	#	%	#	%	#	%	#	%
Asian																		
American Indian / Alaskan Native																		
Black or African American																		
Hispanic																		
White																		
Native Hawaiian or Pacific Islander																		
Multiple Ethnicities																		
Unknown									1	100.0%	1	100.0%			1	100.0%	1	100.0%
Totals									1	100.0%	1	100.0%			1	100.0%	1	100.0%



Graphics Design

CIP Code: 50.0409

Curriculum Code:

GRD 0005

Program:

CER

Fall 2021

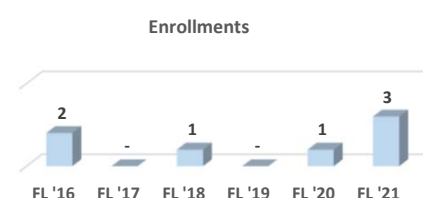
Total Enrollment:	3	100.0%	Male:	1	33.3%	FT:	2	66.7%	Avg Age:	25.4
Minority:			Female:	2	66.7%	PT:	1	33.3%	Feeder Enrl:	2 66.7%

Feeder H.S. Enrollees

#	%	Age	#	%
		< = 17		
		18-20	1	33.3%
		21-25	1	33.3%
		26-30		
		31-40	1	33.3%
		41-50		
		51-60		
		61-70		
		71-80		
		81+		
		Unk		
Feeder H.S. Total	2	66.7%	Total	3 100.0%
			Avg	25.4
Agape Christian			<21	1 33.3%
GED			>60	

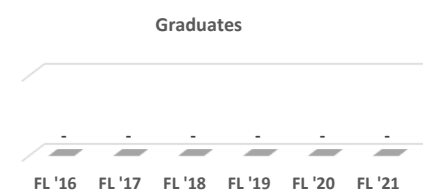
Enrollments

FL '16	2
FL '17	-
FL '18	1
FL '19	-
FL '20	1
FL '21	3



Graduates

FL '16	-
FL '17	-
FL '18	-
FL '19	-
FL '20	-
FL '21	-



Demographics	Male						Female						Grand Total					
	Full-time		Part-time		Male Total		Full-time		Part-time		Female Total		Full-time		Part-time		Grand Total	
	#	%	#	%	#	%	#	%	#	%	#	%	#	%	#	%	#	%
Asian																		
American Indian / Alaskan Native																		
Black or African American																		
Hispanic																		
White	1	33.3%			1	33.3%	1	33.3%			1	33.3%	2	66.7%			2	66.7%
Native Hawaiian or Pacific Islander																		
Multiple Ethnicities																		
Unknown									1	33.3%	1	33.3%			1	33.3%	1	33.3%
Totals	1	33.3%			1	33.3%	1	33.3%	1	33.3%	2	66.7%	2	66.7%	1	33.3%	3	100.0%



Graphics Design

CIP Code:

50.0409

Curriculum Code:

GRD 0005

Program:

CER

Spring 2022

Total Enrollment: 1 100.0%

Male:

FT:

Avg Age: 24.9

Minority:

Female: 1 100.0%

PT:

1 100.0%

Feeder Enrl:

Feeder H.S. Enrollees

#

%

Carbondale

Carterville

Crab Orchard

DuQuoin

Elverado

Herrin

Johnston City

Marion

Murphysboro

West Frankfort

Trico

Feeder H.S. Total

Agape Christian

GED

Age

#

%

< = 17

18-20

21-25 1 100.0%

26-30

31-40

41-50

51-60

61-70

71-80

81+

Unk

Total 1 100.0%

Avg 24.9

<21

>60

Enrollments

SP '17 1

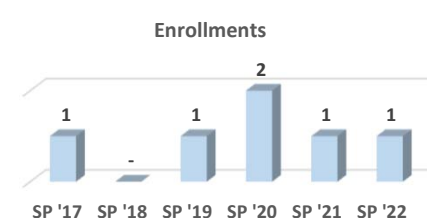
SP '18 -

SP '19 1

SP '20 2

SP '21 1

SP '22 1



Graduates

SP '17 1

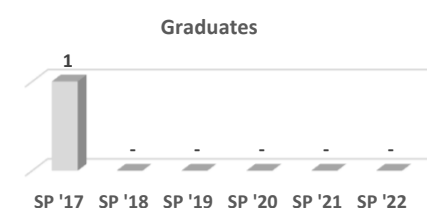
SP '18 -

SP '19 -

SP '20 -

SP '21 -

SP '22 -



Demographics	Male						Female						Grand Total					
	Full-time		Part-time		Male Total		Full-time		Part-time		Female Total		Full-time		Part-time		Grand Total	
	#	%	#	%	#	%	#	%	#	%	#	%	#	%	#	%	#	%
Asian																		
American Indian / Alaskan Native																		
Black or African American																		
Hispanic																		
White																		
Native Hawaiian or Pacific Islander																		
Multiple Ethnicities																		
Unknown									1	100.0%	1	100.0%			1	100.0%	1	100.0%
Totals									1	100.0%	1	100.0%			1	100.0%	1	100.0%

1-Year Certificate of Achievement

Heating & Air Conditioning

CIP Code: 47.0201

Curriculum Code: HAC 0006



Heating & Air Conditioning

CIP Code: 47.0201

Curriculum Code:

HAC 0006

Program:

CER

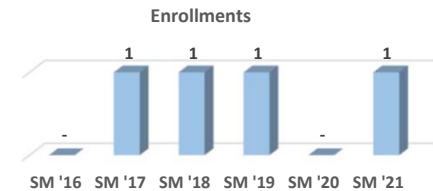
Summer 2021

Total Enrollment:	1	100.0%	Male:	1	100.0%	FT:	1	100.0%	Avg Age:	27.9
Minority:			Female:			PT:			Feeder Enrl:	1 100.0%

Feeder H.S. Enrollees	#	%	Age	#	%
Carbondale			< = 17		
Cartersville			18-20		
Crab Orchard			21-25		
DuQuoin			26-30	1	100.0%
Elverado	1	100.0%	31-40		
Herrin			41-50		
Johnston City			51-60		
Marion			61-70		
Murphysboro			71-80		
West Frankfort			81+		
Trico			Unk		
Feeder H.S. Total	1	100.0%	Total	1	100.0%
Agape Christian			Avg	27.9	
GED			<21		
			>60		

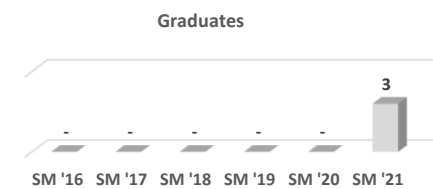
Enrollments

SM '16	-
SM '17	1
SM '18	1
SM '19	1
SM '20	-
SM '21	1



Graduates

SM '16	-
SM '17	-
SM '18	-
SM '19	-
SM '20	-
SM '21	3



Demographics	Male						Female						Grand Total					
	Full-time		Part-time		Male Total		Full-time		Part-time		Female Total		Full-time		Part-time		Grand Total	
	#	%	#	%	#	%	#	%	#	%	#	%	#	%	#	%	#	%
Asian																		
American Indian / Alaskan Native																		
Black or African American																		
Hispanic																		
White	1	100.0%			1	100.0%							1	100.0%			1	100.0%
Native Hawaiian or Pacific Islander																		
Multiple Ethnicities																		
Unknown																		
Totals	1	100.0%			1	100.0%							1	100.0%			1	100.0%



Heating & Air Conditioning

CIP Code:

47.0201

Curriculum Code:

HAC 0006

Program:

CER

Fall 2021

Total Enrollment:	11	100.0%	Male:	9	81.8%	FT:	7	63.6%	Avg Age:	30.3
Minority:	1	9.1%	Female:	2	18.2%	PT:	4	36.4%	Feeder Enrl:	5 45.5%

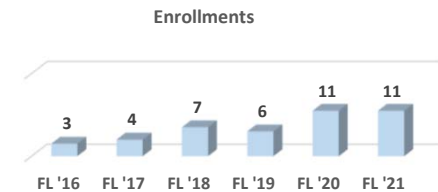
Feeder H.S. Enrollees

	#	%
Carbondale	1	9.1%
Carterville		
Crab Orchard		
DuQuoin	1	9.1%
Elverado	1	9.1%
Herrin		
Johnston City		
Marion	1	9.1%
Murphysboro		
West Frankfort		
Trico	1	9.1%
Feeder H.S. Total	5	45.5%
Agape Christian		
GED		

Age	#	%
< = 17		
18-20	1	9.1%
21-25	4	36.4%
26-30	2	18.2%
31-40	2	18.2%
41-50	1	9.1%
51-60	1	9.1%
61-70		
71-80		
81+		
Unk		
Total	11	100.0%
Avg	30.3	
<21	1	9.1%
>60		

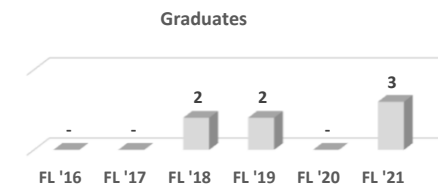
Enrollments

FL '16	3
FL '17	4
FL '18	7
FL '19	6
FL '20	11
FL '21	11



Graduates

FL '16	-
FL '17	-
FL '18	2
FL '19	2
FL '20	-
FL '21	3



Demographics	Male						Female						Grand Total					
	Full-time		Part-time		Male Total		Full-time		Part-time		Female Total		Full-time		Part-time		Grand Total	
	#	%	#	%	#	%	#	%	#	%	#	%	#	%	#	%	#	%
Asian																		
American Indian / Alaskan Native																		
Black or African American	1	9.1%			1	9.1%							1	9.1%			1	9.1%
Hispanic																		
White	5	45.5%	3	27.3%	8	72.7%	1	9.1%	1	9.1%	2	18.2%	6	54.5%	4	36.4%	10	90.9%
Native Hawaiian or Pacific Islander																		
Multiple Ethnicities																		
Unknown																		
Totals	6	54.5%	3	27.3%	9	81.8%	1	9.1%	1	9.1%	2	18.2%	7	63.6%	4	36.4%	11	100.0%



Heating & Air Conditioning

Spring 2022

CIP Code:

47.0201

Curriculum Code:

HAC 0006

Program:

CER

Total Enrollment:	11	100.0%	Male:	11	100.0%	FT:	4	36.4%	Avg Age:	30.9
Minority:	3	27.3%	Female:			PT:	7	63.6%	Feeder Enrl:	5 45.5%

Feeder H.S. Enrollees

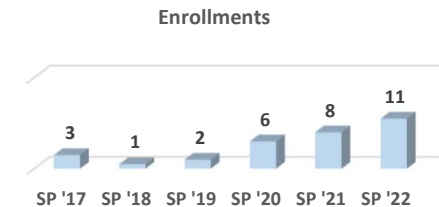
	#	%
Carbondale	2	18.2%
Carterville		
Crab Orchard		
DuQuoin	1	9.1%
Elverado	1	9.1%
Herrin		
Johnston City		
Marion		
Murphysboro		
West Frankfort		
Trico	1	9.1%
Feeder H.S. Total	5	45.5%
Agape Christian		
GED	1	9.1%

Age

	#	%
< = 17		
18-20	4	36.4%
21-25	1	9.1%
26-30	2	18.2%
31-40	2	18.2%
41-50	1	9.1%
51-60	1	9.1%
61-70		
71-80		
81+		
Unk		
Total	11	100.0%
Avg	30.9	
<21	4	36.4%
>60		

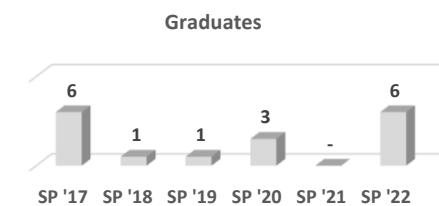
Enrollments

SP '17	3
SP '18	1
SP '19	2
SP '20	6
SP '21	8
SP '22	11



Graduates

SP '17	6
SP '18	1
SP '19	1
SP '20	3
SP '21	-
SP '22	6



Demographics	Male						Female						Grand Total					
	Full-time		Part-time		Male Total		Full-time		Part-time		Female Total		Full-time		Part-time		Grand Total	
	#	%	#	%	#	%	#	%	#	%	#	%	#	%	#	%	#	%
Asian																		
American Indian / Alaskan Native																		
Black or African American	1	9.1%	1	9.1%	2	18.2%							1	9.1%	1	9.1%	2	18.2%
Hispanic			1	9.1%	1	9.1%									1	9.1%	1	9.1%
White	3	27.3%	5	45.5%	8	72.7%							3	27.3%	5	45.5%	8	72.7%
Native Hawaiian or Pacific Islander																		
Multiple Ethnicities																		
Unknown																		
Totals	4	36.4%	7	63.6%	11	100.0%							4	36.4%	7	63.6%	11	100.0%

1-Year Certificate of Achievement

Infant/Toddler

CIP Code: **19.0709**

Curriculum Code: **ECE 0009**



Infant/Toddler

CIP Code:

19.0709

Curriculum Code:

ECE 0009

Program:

CER

Summer 2021

Total Enrollment:

Male:

FT:

Avg Age:

Minority:

Female:

PT:

Feeder Enrl:

Feeder H.S. Enrollees

#

%

Age

#

%

Enrollments

Enrollments

Carbondale

Cartersville

Crab Orchard

DuQuoin

Elverado

Herrin

Johnston City

Marion

Murphysboro

West Frankfort

Trico

Feeder H.S. Total

Agape Christian

GED

< = 17

18-20

21-25

26-30

31-40

41-50

51-60

61-70

71-80

81+

Unk

Total

Avg

<21

>60

SM '16

SM '17

SM '18

SM '19

SM '20

SM '21

SM '16 SM '17 SM '18 SM '19 SM '20 SM '21

Graduates

Graduates

SM '16

SM '17

SM '18

SM '19

SM '20

SM '21

SM '16 SM '17 SM '18 SM '19 SM '20 SM '21

Demographics	Male						Female						Grand Total					
	Full-time		Part-time		Male Total		Full-time		Part-time		Female Total		Full-time		Part-time		Grand Total	
	#	%	#	%	#	%	#	%	#	%	#	%	#	%	#	%	#	%
Asian																		
American Indian / Alaskan Native																		
Black or African American																		
Hispanic																		
White																		
Native Hawaiian or Pacific Islander																		
Multiple Ethnicities																		
Unknown																		
Totals																		



Infant/Toddler

CIP Code: 19.0709

Curriculum Code:

ECE 0009

Program:

CER

Fall 2021

Total Enrollment:

Male:

FT:

Avg Age:

Minority:

Female:

PT:

Feeder Enrl:

Feeder H.S. Enrollees

#

%

Age

#

%

Enrollments

Enrollments

Carbondale

< = 17

FL '16

Carterville

18-20

FL '17

Crab Orchard

21-25

FL '18

DuQuoin

26-30

FL '19

Elverado

31-40

FL '20

Herrin

41-50

FL '21

Johnston City

51-60

Marion

61-70

Murphysboro

71-80

West Frankfort

81+

Trico

Unk

Feeder H.S. Total

Total

Agape Christian

Avg

GED

<21

>60

Graduates

Graduates

FL '16

FL '17

FL '18

FL '19

FL '20

FL '21

FL '16 FL '17 FL '18 FL '19 FL '20 FL '21

FL '16 FL '17 FL '18 FL '19 FL '20 FL '21

Demographics	Male						Female						Grand Total					
	Full-time		Part-time		Male Total		Full-time		Part-time		Female Total		Full-time		Part-time		Grand Total	
	#	%	#	%	#	%	#	%	#	%	#	%	#	%	#	%	#	%
Asian																		
American Indian / Alaskan Native																		
Black or African American																		
Hispanic																		
White																		
Native Hawaiian or Pacific Islander																		
Multiple Ethnicities																		
Unknown																		
Totals																		



Infant/Toddler

Spring 2022

CIP Code:

19.0709

Curriculum Code:

ECE 0009

Program:

CER

Total Enrollment:

1 100.0%

Male:

FT:

Avg Age:

24.7

Minority:

Female: 1 100.0%

PT:

1 100.0%

Feeder Enrl:

1 100.0%


Feeder H.S. Enrollees

	#	%
Carbondale		
Carterville	1	100.0%
Crab Orchard		
DuQuoin		
Elverado		
Herrin		
Johnston City		
Marion		
Murphysboro		
West Frankfort		
Trico		
Feeder H.S. Total	1	100.0%
Agape Christian		
GED		

Age

	#	%
<= 17		
18-20		
21-25	1	100.0%
26-30		
31-40		
41-50		
51-60		
61-70		
71-80		
81+		
Unk		
Total	1	100.0%
Avg	24.7	
<21		
>60		

Enrollments



Graduates



Demographics	Male						Female						Grand Total					
	Full-time		Part-time		Male Total		Full-time		Part-time		Female Total		Full-time		Part-time		Grand Total	
	#	%	#	%	#	%	#	%	#	%	#	%	#	%	#	%	#	%
Asian																		
American Indian / Alaskan Native																		
Black or African American																		
Hispanic																		
White									1	100.0%	1	100.0%			1	100.0%	1	100.0%
Native Hawaiian or Pacific Islander																		
Multiple Ethnicities																		
Unknown																		
Totals									1	100.0%	1	100.0%			1	100.0%	1	100.0%

1-Year Certificate of Achievement

Massage Therapy

CIP Code: 51.3501

Curriculum Code: MAS 2004



Massage Therapy

CIP Code: 51.3501

Curriculum Code:

MAS 2004

Program:

CER

Summer 2021

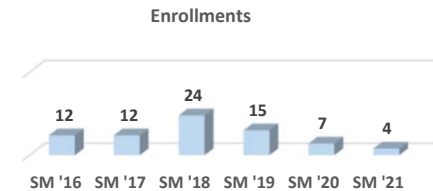
Total Enrollment:	4	100.0%	Male:	1	25.0%	FT:			Avg Age:	23.1
Minority:	1	25.0%	Female:	3	75.0%	PT:	4	100.0%	Feeder Enrl:	3 75.0%

Feeder H.S. Enrollees

	#	%	Age	#	%
Carbondale	2	50.0%	< = 17	1	25.0%
Cartersville			18-20	2	50.0%
Crab Orchard			21-25	1	25.0%
DuQuoin			26-30		
Elverado			31-40		
Herrin			41-50		
Johnston City	1	25.0%	51-60		
Marion			61-70		
Murphysboro			71-80		
West Frankfort			81+		
Trico			Unk		
Feeder H.S. Total	3	75.0%	Total	4	100.0%
Agape Christian			Avg	23.1	
GED	1	25.0%	<21	3	75.0%
			>60		

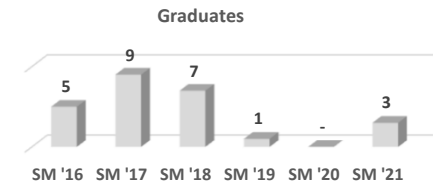
Enrollments

SM '16	12
SM '17	12
SM '18	24
SM '19	15
SM '20	7
SM '21	4



Graduates

SM '16	5
SM '17	9
SM '18	7
SM '19	1
SM '20	-
SM '21	3



Demographics	Male						Female						Grand Total					
	Full-time		Part-time		Male Total		Full-time		Part-time		Female Total		Full-time		Part-time		Grand Total	
	#	%	#	%	#	%	#	%	#	%	#	%	#	%	#	%	#	%
Asian																		
American Indian / Alaskan Native																		
Black or African American									1	25.0%	1	25.0%			1	25.0%	1	25.0%
Hispanic																		
White			1	25.0%	1	25.0%			2	50.0%	2	50.0%			3	75.0%	3	75.0%
Native Hawaiian or Pacific Islander																		
Multiple Ethnicities																		
Unknown																		
Totals			1	25.0%	1	25.0%			3	75.0%	3	75.0%			4	100.0%	4	100.0%



Massage Therapy

CIP Code: 51.3501

Curriculum Code:

MAS 2004

Program:

CER

Fall 2021

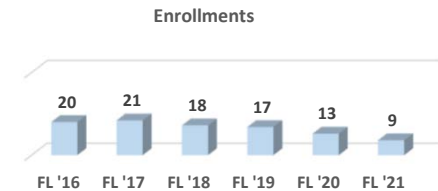
Total Enrollment:	9	100.0%	Male:	3	33.3%	FT:	8	88.9%	Avg Age:	29.7
Minority:	2	22.2%	Female:	6	66.7%	PT:	1	11.1%	Feeder Enrl:	3 33.3%

Feeder H.S. Enrollees

#	%	Age	#	%
		< = 17		
		18-20	1	11.1%
		21-25	2	22.2%
		26-30	3	33.3%
		31-40	3	33.3%
		41-50		
		51-60		
		61-70		
		71-80		
		81+		
		Unk		
Feeder H.S. Total	3 33.3%	Total	9 100.0%	
		Avg	29.7	
Agape Christian		<21	1 11.1%	
GED	2 22.2%	>60		

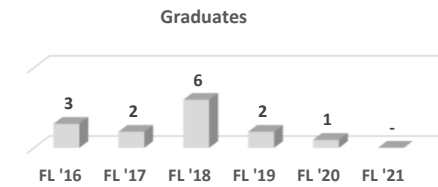
Enrollments

FL '16	20
FL '17	21
FL '18	18
FL '19	17
FL '20	13
FL '21	9



Graduates

FL '16	3
FL '17	2
FL '18	6
FL '19	2
FL '20	1
FL '21	-



Demographics	Male						Female						Grand Total					
	Full-time		Part-time		Male Total		Full-time		Part-time		Female Total		Full-time		Part-time		Grand Total	
	#	%	#	%	#	%	#	%	#	%	#	%	#	%	#	%	#	%
Asian																		
American Indian / Alaskan Native																		
Black or African American							2	22.2%			2	22.2%	2	22.2%			2	22.2%
Hispanic																		
White	3	33.3%			3	33.3%	3	33.3%	1	11.1%	4	44.4%	6	66.7%	1	11.1%	7	77.8%
Native Hawaiian or Pacific Islander																		
Multiple Ethnicities																		
Unknown																		
Totals	3	33.3%			3	33.3%	5	55.6%	1	11.1%	6	66.7%	8	88.9%	1	11.1%	9	100.0%



Massage Therapy

CIP Code:

51.3501

Curriculum Code:

MAS 2004

Program:

CER

Spring 2022

Total Enrollment:	7	100.0%	Male:	2	28.6%	FT:	7	100.0%	Avg Age:	27.0
Minority:	1	14.3%	Female:	5	71.4%	PT:			Feeder Enrl:	3 42.9%

Feeder H.S. Enrollees

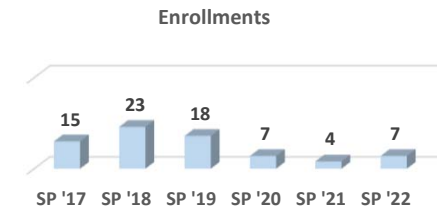
	#	%
Carbondale		
Carterville		
Crab Orchard		
DuQuoin		
Elverado		
Herrin		
Johnston City	1	14.3%
Marion	1	14.3%
Murphysboro	1	14.3%
West Frankfort		
Trico		
Feeder H.S. Total	3	42.9%
Agape Christian		
GED		

Age

	#	%
< = 17		
18-20	1	14.3%
21-25	2	28.6%
26-30	3	42.9%
31-40	1	14.3%
41-50		
51-60		
61-70		
71-80		
81+		
Unk		
Total	7	100.0%
Avg	27.0	
<21	1	14.3%
>60		

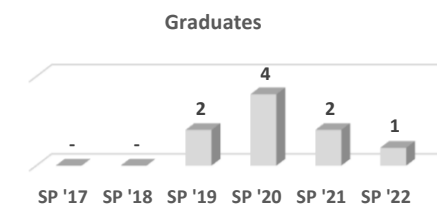
Enrollments

SP '17	15
SP '18	23
SP '19	18
SP '20	7
SP '21	4
SP '22	7



Graduates

SP '17	-
SP '18	-
SP '19	2
SP '20	4
SP '21	2
SP '22	1



Demographics	Male						Female						Grand Total					
	Full-time		Part-time		Male Total		Full-time		Part-time		Female Total		Full-time		Part-time		Grand Total	
	#	%	#	%	#	%	#	%	#	%	#	%	#	%	#	%	#	%
Asian																		
American Indian / Alaskan Native																		
Black or African American							1	14.3%			1	14.3%	1	14.3%			1	14.3%
Hispanic																		
White	2	28.6%			2	28.6%	4	57.1%			4	57.1%	6	85.7%			6	85.7%
Native Hawaiian or Pacific Islander																		
Multiple Ethnicities																		
Unknown																		
Totals	2	28.6%			2	28.6%	5	71.4%			5	71.4%	7	100.0%			7	100.0%

1-Year Certificate of Achievement

Medical Assistant

CIP Code: **51.0801**

Curriculum Code: **MDA 2006**



Medical Assistant

CIP Code: 51.0801

Curriculum Code:

MDA 2006

Program:

CER

Summer 2021

Total Enrollment:	11	100.0%	Male:			FT:	3	27.3%	Avg Age:	32.3	
Minority:	2	18.2%	Female:	11	100.0%	PT:	8	72.7%	Feeder Enrl:	6	54.5%

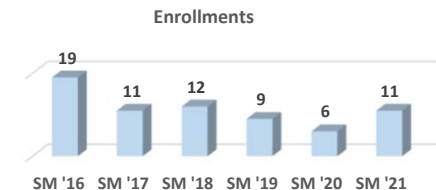
Feeder H.S. Enrollees

	#	%
Carbondale	1	9.1%
Cartersville	1	9.1%
Crab Orchard	1	9.1%
DuQuoin		
Elverado		
Herrin		
Johnston City	1	9.1%
Marion	2	18.2%
Murphysboro		
West Frankfort		
Trico		
Feeder H.S. Total	6	54.5%
Agape Christian		
GED	2	18.2%

Age	#	%
<= 17		
18-20	1	9.1%
21-25	1	9.1%
26-30	3	27.3%
31-40	3	27.3%
41-50	3	27.3%
51-60		
61-70		
71-80		
81+		
Unk		
Total	11	100.0%
Avg	32.3	
<21	1	9.1%
>60		

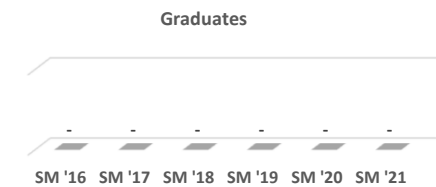
Enrollments

SM '16	19
SM '17	11
SM '18	12
SM '19	9
SM '20	6
SM '21	11



Graduates

SM '16	-
SM '17	-
SM '18	-
SM '19	-
SM '20	-
SM '21	-



Demographics	Male						Female						Grand Total					
	Full-time		Part-time		Male Total		Full-time		Part-time		Female Total		Full-time		Part-time		Grand Total	
	#	%	#	%	#	%	#	%	#	%	#	%	#	%	#	%	#	%
Asian																		
American Indian / Alaskan Native																		
Black or African American									2	18.2%	2	18.2%			2	18.2%	2	18.2%
Hispanic																		
White							3	27.3%	5	45.5%	8	72.7%	3	27.3%	5	45.5%	8	72.7%
Native Hawaiian or Pacific Islander																		
Multiple Ethnicities																		
Unknown									1	9.1%	1	9.1%			1	9.1%	1	9.1%
Totals							3	27.3%	8	72.7%	11	100.0%	3	27.3%	8	72.7%	11	100.0%



Medical Assistant

CIP Code: 51.0801

Curriculum Code:

MDA 2006

Program:

CER

Fall 2021

Total Enrollment:	19	100.0%	Male:			FT:	11	57.9%	Avg Age:	30.0
Minority:	6	31.6%	Female:	19	100.0%	PT:	8	42.1%	Feeder Enrl:	11 57.9%

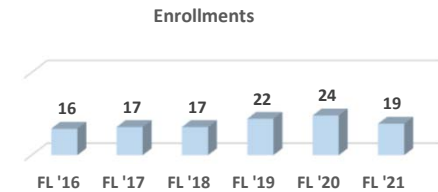
Feeder H.S. Enrollees

	#	%
Carbondale	2	10.5%
Carterville	3	15.8%
Crab Orchard	1	5.3%
DuQuoin		
Elverado		
Herrin	1	5.3%
Johnston City	2	10.5%
Marion	1	5.3%
Murphysboro	1	5.3%
West Frankfort		
Trico		
Feeder H.S. Total	11	57.9%
Agape Christian		
GED	1	5.3%

Age	#	%
< = 17		
18-20	4	21.1%
21-25	4	21.1%
26-30	3	15.8%
31-40	3	15.8%
41-50	5	26.3%
51-60		
61-70		
71-80		
81+		
Unk		
Total	19	100.0%
Avg	30.0	
<21	4	21.1%
>60		

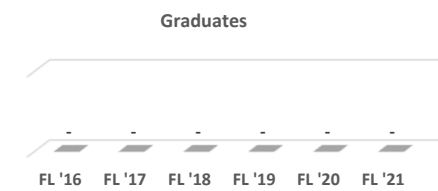
Enrollments

FL '16	16
FL '17	17
FL '18	17
FL '19	22
FL '20	24
FL '21	19



Graduates

FL '16	-
FL '17	-
FL '18	-
FL '19	-
FL '20	-
FL '21	-



Demographics	Male						Female						Grand Total					
	Full-time		Part-time		Male Total		Full-time		Part-time		Female Total		Full-time		Part-time		Grand Total	
	#	%	#	%	#	%	#	%	#	%	#	%	#	%	#	%	#	%
Asian																		
American Indian / Alaskan Native																		
Black or African American							2	10.5%	3	15.8%	5	26.3%	2	10.5%	3	15.8%	5	26.3%
Hispanic																		
White							8	42.1%	5	26.3%	13	68.4%	8	42.1%	5	26.3%	13	68.4%
Native Hawaiian or Pacific Islander																		
Multiple Ethnicities							1	5.3%			1	5.3%	1	5.3%			1	5.3%
Unknown																		
Totals							11	57.9%	8	42.1%	19	100.0%	11	57.9%	8	42.1%	19	100.0%



Medical Assistant

CIP Code:

51.0801

Curriculum Code:

MDA 2006

Program:

CER

Spring 2022

Total Enrollment:	13	100.0%	Male:			FT:	13	100.0%	Avg Age:	31.6
Minority:	4	30.8%	Female:	13	100.0%	PT:			Feeder Enrl:	7 53.8%

Feeder H.S. Enrollees

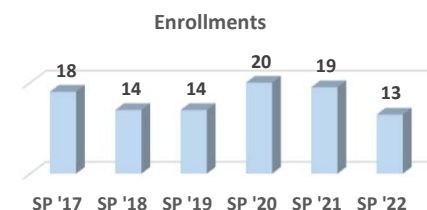
	#	%
Carbondale	1	7.7%
Carterville	2	15.4%
Crab Orchard	1	7.7%
DuQuoin		
Elverado		
Herrin		
Johnston City	2	15.4%
Marion	1	7.7%
Murphysboro		
West Frankfort		
Trico		
Feeder H.S. Total	7	53.8%
Agape Christian		
GED	1	7.7%

Age

	#	%
< = 17		
18-20	1	7.7%
21-25	3	23.1%
26-30	3	23.1%
31-40	2	15.4%
41-50	4	30.8%
51-60		
61-70		
71-80		
81+		
Unk		
Total	13	100.0%
Avg	31.6	
<21	1	7.7%
>60		

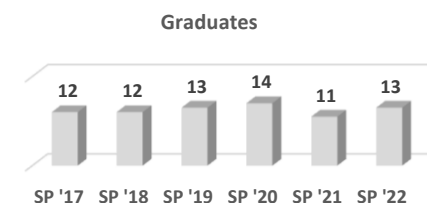
Enrollments

SP '17	18
SP '18	14
SP '19	14
SP '20	20
SP '21	19
SP '22	13



Graduates

SP '17	12
SP '18	12
SP '19	13
SP '20	14
SP '21	11
SP '22	13



Demographics	Male						Female						Grand Total					
	Full-time		Part-time		Male Total		Full-time		Part-time		Female Total		Full-time		Part-time		Grand Total	
	#	%	#	%	#	%	#	%	#	%	#	%	#	%	#	%	#	%
Asian																		
American Indian / Alaskan Native																		
Black or African American							3	23.1%			3	23.1%	3	23.1%			3	23.1%
Hispanic							1	7.7%			1	7.7%	1	7.7%			1	7.7%
White							9	69.2%			9	69.2%	9	69.2%			9	69.2%
Native Hawaiian or Pacific Islander																		
Multiple Ethnicities																		
Unknown																		
Totals							13	100.0%			13	100.0%	13	100.0%			13	100.0%

1-Year Certificate of Achievement

Practical Nursing

CIP Code: 51.3901

Curriculum Code: 00LPN0061



Practical Nursing

CIP Code: 51.3901

Curriculum Code:

00LPN0061

Program:

CER

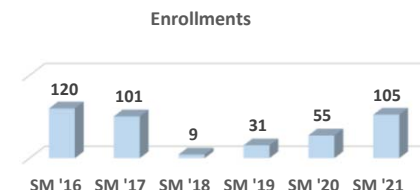
Summer 2021

Total Enrollment:	105	100.0%	Male:	20	19.0%	FT:	12	11.4%	Avg Age:	23.7	
Minority:	14	13.3%	Female:	85	81.0%	PT:	93	88.6%	Feeder Enrl:	66	62.9%

Feeder H.S. Enrollees	#	%	Age	#	%
Carbondale	8	7.6%	< = 17	1	1.0%
Carterville	6	5.7%	18-20	55	52.4%
Crab Orchard	3	2.9%	21-25	23	21.9%
DuQuoin	9	8.6%	26-30	12	11.4%
Elverado			31-40	10	9.5%
Herrin	7	6.7%	41-50	4	3.8%
Johnston City	6	5.7%	51-60		
Marion	12	11.4%	61-70		
Murphysboro	9	8.6%	71-80		
West Frankfort	4	3.8%	81+		
Trico	2	1.9%	Unk		
Feeder H.S. Total	66	62.9%	Total	105	100.0%
Agape Christian			Avg	23.7	
GED	9	8.6%	<21	56	53.3%
			>60		

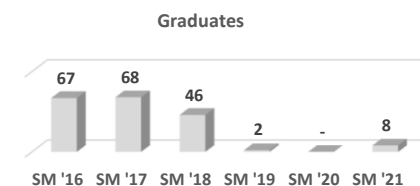
Enrollments

SM '16	120
SM '17	101
SM '18	9
SM '19	31
SM '20	55
SM '21	105



Graduates

SM '16	67
SM '17	68
SM '18	46
SM '19	2
SM '20	-
SM '21	8



Demographics	Male						Female						Grand Total					
	Full-time		Part-time		Male Total		Full-time		Part-time		Female Total		Full-time		Part-time		Grand Total	
	#	%	#	%	#	%	#	%	#	%	#	%	#	%	#	%	#	%
Asian							1	1.0%			1	1.0%	1	1.0%			1	1.0%
American Indian / Alaskan Native																		
Black or African American			1	1.0%	1	1.0%	2	1.9%	4	3.8%	6	5.7%	2	1.9%	5	4.8%	7	6.7%
Hispanic			1	1.0%	1	1.0%			3	2.9%	3	2.9%			4	3.8%	4	3.8%
White	2	1.9%	12	11.4%	14	13.3%	5	4.8%	65	61.9%	70	66.7%	7	6.7%	77	73.3%	84	80.0%
Native Hawaiian or Pacific Islander									1	1.0%	1	1.0%			1	1.0%	1	1.0%
Multiple Ethnicities			1	1.0%	1	1.0%									1	1.0%	1	1.0%
Unknown			3	2.9%	3	2.9%	2	1.9%	2	1.9%	4	3.8%	2	1.9%	5	4.8%	7	6.7%
Totals	2	1.9%	18	17.1%	20	19.0%	10	9.5%	75	71.4%	85	81.0%	12	11.4%	93	88.6%	105	100.0%



Practical Nursing

CIP Code: 51.3901

Curriculum Code:

00LPN0061

Program:

CER

Fall 2021

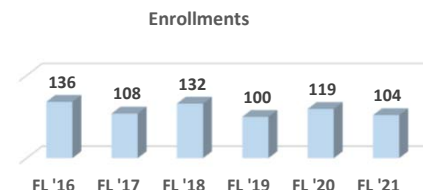
Total Enrollment:	104	100.0%	Male:	21	20.2%	FT:	64	61.5%	Avg Age:	24.7
Minority:	14	13.5%	Female:	83	79.8%	PT:	40	38.5%	Feeder Enrl:	67 64.4%

Feeder H.S. Enrollees

	#	%	Age	#	%
Carbondale	8	7.7%	< = 17		
Carterville	6	5.8%	18-20	53	51.0%
Crab Orchard	3	2.9%	21-25	21	20.2%
DuQuoin	7	6.7%	26-30	11	10.6%
Elverado	1	1.0%	31-40	13	12.5%
Herrin	8	7.7%	41-50	6	5.8%
Johnston City	6	5.8%	51-60		
Marion	12	11.5%	61-70		
Murphysboro	8	7.7%	71-80		
West Frankfort	5	4.8%	81+		
Trico	3	2.9%	Unk		
Feeder H.S. Total	67	64.4%	Total	104	100.0%
Agape Christian			Avg	24.7	
GED	9	8.7%	<21	53	51.0%
			>60		

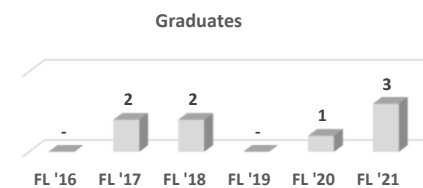
Enrollments

FL '16	136
FL '17	108
FL '18	132
FL '19	100
FL '20	119
FL '21	104



Graduates

FL '16	-
FL '17	2
FL '18	2
FL '19	-
FL '20	1
FL '21	3



Demographics	Male						Female						Grand Total					
	Full-time		Part-time		Male Total		Full-time		Part-time		Female Total		Full-time		Part-time		Grand Total	
	#	%	#	%	#	%	#	%	#	%	#	%	#	%	#	%	#	%
Asian			1	1.0%	1	1.0%									1	1.0%	1	1.0%
American Indian / Alaskan Native									1	1.0%	1	1.0%			1	1.0%	1	1.0%
Black or African American							4	3.8%	2	1.9%	6	5.8%	4	3.8%	2	1.9%	6	5.8%
Hispanic	1	1.0%			1	1.0%	1	1.0%	2	1.9%	3	2.9%	2	1.9%	2	1.9%	4	3.8%
White	12	11.5%	5	4.8%	17	16.3%	44	42.3%	27	26.0%	71	68.3%	56	53.8%	32	30.8%	88	84.6%
Native Hawaiian or Pacific Islander							1	1.0%			1	1.0%	1	1.0%			1	1.0%
Multiple Ethnicities			1	1.0%	1	1.0%									1	1.0%	1	1.0%
Unknown			1	1.0%	1	1.0%	1	1.0%			1	1.0%	1	1.0%	1	1.0%	2	1.9%
Totals	13	12.5%	8	7.7%	21	20.2%	51	49.0%	32	30.8%	83	79.8%	64	61.5%	40	38.5%	104	100.0%



Practical Nursing

CIP Code: 51.3901

Curriculum Code: 00LPN0061

Program: CER

Spring 2022

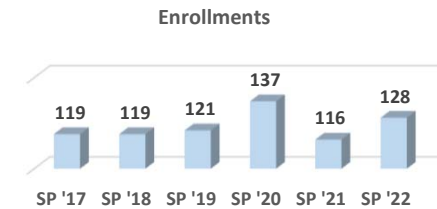
Total Enrollment:	128	100.0%	Male:	19	14.8%	FT:	87	68.0%	Avg Age:	25.4
Minority:	25	19.5%	Female:	109	85.2%	PT:	41	32.0%	Feeder Enrl:	84 65.6%

Feeder H.S. Enrollees

	#	%	Age	#	%
Carbondale	10	7.8%	< = 17		
Carterville	10	7.8%	18-20	57	44.5%
Crab Orchard	1	0.8%	21-25	26	20.3%
DuQuoin	10	7.8%	26-30	20	15.6%
Elverado	2	1.6%	31-40	17	13.3%
Herrin	13	10.2%	41-50	8	6.3%
Johnston City	6	4.7%	51-60		
Marion	13	10.2%	61-70		
Murphysboro	10	7.8%	71-80		
West Frankfort	6	4.7%	81+		
Trico	3	2.3%	Unk		
Feeder H.S. Total	84	65.6%	Total	128	100.0%
Agape Christian			Avg	25.4	
GED	14	10.9%	<21		
			>60		

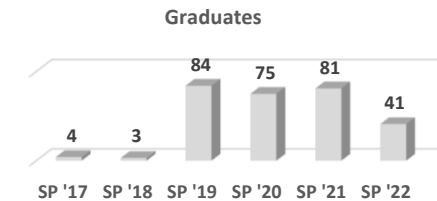
Enrollments

SP '17	119
SP '18	119
SP '19	121
SP '20	137
SP '21	116
SP '22	128



Graduates

SP '17	4
SP '18	3
SP '19	84
SP '20	75
SP '21	81
SP '22	41



Demographics	Male						Female						Grand Total					
	Full-time		Part-time		Male Total		Full-time		Part-time		Female Total		Full-time		Part-time		Grand Total	
	#	%	#	%	#	%	#	%	#	%	#	%	#	%	#	%	#	%
Asian			1	0.8%	1	0.8%									1	0.8%	1	0.8%
American Indian / Alaskan Native							1	0.8%	1	0.8%	2	1.6%	1	0.8%	1	0.8%	2	1.6%
Black or African American							6	4.7%	9	7.0%	15	11.7%	6	4.7%	9	7.0%	15	11.7%
Hispanic	2	1.6%			2	1.6%	1	0.8%	3	2.3%	4	3.1%	3	2.3%	3	2.3%	6	4.7%
White	11	8.6%	4	3.1%	15	11.7%	63	49.2%	22	17.2%	85	66.4%	74	57.8%	26	20.3%	100	78.1%
Native Hawaiian or Pacific Islander							1	0.8%			1	0.8%	1	0.8%			1	0.8%
Multiple Ethnicities																		
Unknown	1	0.8%			1	0.8%	1	0.8%	1	0.8%	2	1.6%	2	1.6%	1	0.8%	3	2.3%
Totals	14	10.9%	5	3.9%	19	14.8%	73	57.0%	36	28.1%	109	85.2%	87	68.0%	41	32.0%	128	100.0%

1-Year Certificate of Achievement

Surgical Technology

CIP Code: 51.0909

Curriculum Code: **ORT 5199**



Surgical Technology

CIP Code: 51.0909

Curriculum Code:

ORT 5199

Program:

CER

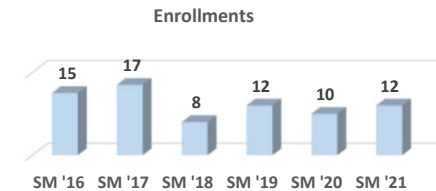
Summer 2021

Total Enrollment:	12	100.0%	Male:			FT:	10	83.3%	Avg Age:	24.9
Minority:	2	16.7%	Female:	12	100.0%	PT:	2	16.7%	Feeder Enrl:	8 66.7%

Feeder H.S. Enrollees	#	%	Age	#	%
Carbondale	1	8.3%	< = 17		
Carterville			18-20	3	25.0%
Crab Orchard			21-25	6	50.0%
DuQuoin	1	8.3%	26-30	2	16.7%
Elverado			31-40	1	8.3%
Herrin	1	8.3%	41-50		
Johnston City	2	16.7%	51-60		
Marion	2	16.7%	61-70		
Murphysboro			71-80		
West Frankfort	1	8.3%	81+		
Trico			Unk		
Feeder H.S. Total	8	66.7%	Total	12	100.0%
Agape Christian			Avg	24.9	
GED			<21	3	25.0%
			>60		

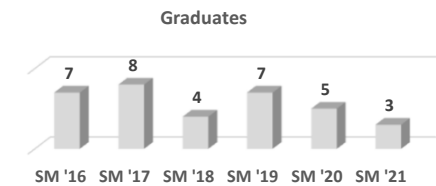
Enrollments

SM '16	15
SM '17	17
SM '18	8
SM '19	12
SM '20	10
SM '21	12



Graduates

SM '16	7
SM '17	8
SM '18	4
SM '19	7
SM '20	5
SM '21	3



Demographics	Male						Female						Grand Total					
	Full-time		Part-time		Male Total		Full-time		Part-time		Female Total		Full-time		Part-time		Grand Total	
	#	%	#	%	#	%	#	%	#	%	#	%	#	%	#	%	#	%
Asian																		
American Indian / Alaskan Native																		
Black or African American							1	8.3%	1	8.3%	2	16.7%	1	8.3%	1	8.3%	2	16.7%
Hispanic																		
White							7	58.3%	1	8.3%	8	66.7%	7	58.3%	1	8.3%	8	66.7%
Native Hawaiian or Pacific Islander																		
Multiple Ethnicities																		
Unknown							2	16.7%			2	16.7%	2	16.7%			2	16.7%
Totals							10	83.3%	2	16.7%	12	100.0%	10	83.3%	2	16.7%	12	100.0%



Surgical Technology

CIP Code: 51.0909

Curriculum Code:

ORT 5199

Program:

CER

Fall 2021

Total Enrollment:

Male:

FT:

Avg Age:

Minority:

Female:

PT:

Feeder Enrl:

Feeder H.S. Enrollees

Carbondale
Carterville
Crab Orchard
DuQuoin
Elverado
Herrin
Johnston City
Marion
Murphysboro
West Frankfort
Trico
Feeder H.S. Total
Agape Christian
GED

#

%

Age

#

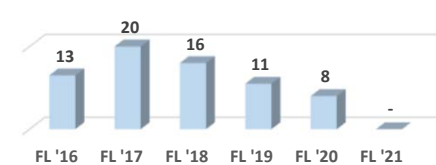
%

< = 17
18-20
21-25
26-30
31-40
41-50
51-60
61-70
71-80
81+
Unk
Total
Avg
<21
>60

Enrollments

FL '16 13
FL '17 20
FL '18 16
FL '19 11
FL '20 8
FL '21 -

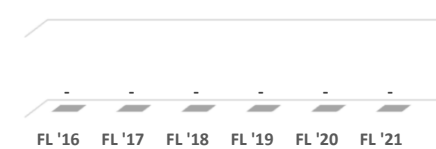
Enrollments



Graduates

FL '16 -
FL '17 -
FL '18 -
FL '19 -
FL '20 -
FL '21 -

Graduates



Demographics	Male						Female						Grand Total					
	Full-time		Part-time		Male Total		Full-time		Part-time		Female Total		Full-time		Part-time		Grand Total	
	#	%	#	%	#	%	#	%	#	%	#	%	#	%	#	%	#	%
Asian																		
American Indian / Alaskan Native																		
Black or African American																		
Hispanic																		
White																		
Native Hawaiian or Pacific Islander																		
Multiple Ethnicities																		
Unknown																		
Totals																		



Surgical Technology

CIP Code:

51.0909

Curriculum Code:

ORT 5199

Program:

CER

Spring 2022

Total Enrollment:	1	100.0%	Male:			FT:			Avg Age:	24.8
Minority:	1	100.0%	Female:	1	100.0%	PT:	1	100.0%	Feeder Enrl:	

Feeder H.S. Enrollees

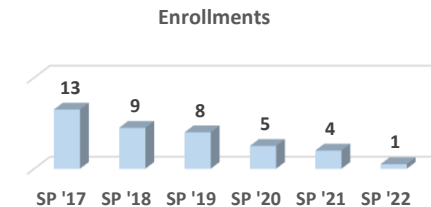
	#	%
Carbondale		
Carterville		
Crab Orchard		
DuQuoin		
Elverado		
Herrin		
Johnston City		
Marion		
Murphysboro		
West Frankfort		
Trico		
Feeder H.S. Total		
Agape Christian		
GED		

Age

	#	%
< = 17		
18-20		
21-25	1	100.0%
26-30		
31-40		
41-50		
51-60		
61-70		
71-80		
81+		
Unk		
Total	1	100.0%
Avg	24.8	
<21		
>60		

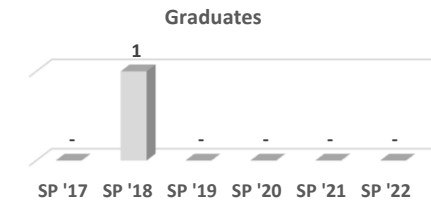
Enrollments

SP '17	13
SP '18	9
SP '19	8
SP '20	5
SP '21	4
SP '22	1



Graduates

SP '17	-
SP '18	1
SP '19	-
SP '20	-
SP '21	-
SP '22	-



Demographics	Male						Female						Grand Total					
	Full-time		Part-time		Male Total		Full-time		Part-time		Female Total		Full-time		Part-time		Grand Total	
	#	%	#	%	#	%	#	%	#	%	#	%	#	%	#	%	#	%
Asian																		
American Indian / Alaskan Native																		
Black or African American									1	100.0%	1	100.0%			1	100.0%	1	100.0%
Hispanic																		
White																		
Native Hawaiian or Pacific Islander																		
Multiple Ethnicities																		
Unknown																		
Totals									1	100.0%	1	100.0%			1	100.0%	1	100.0%

JOHN A. LOGAN COLLEGE

FY 2021 – 22

*John A. Logan College - Program Data
Short-Term Certificate*



Short-Term Certificate

Advanced SMAW (Stick) Welding Technology

CIP Code: 48.0508

Curriculum Code: 00WEL0060



Advanced SMAW (Stick) Welding Technology

Summer 2021

CIP Code:

48.0508

Curriculum Code:

00WEL0060

Program:

ST Cert

Total Enrollment:

Male:

FT:

Avg Age:

Minority:

Female:

PT:

Feeder Enrl:

Feeder H.S. Enrollees			Age			Enrollments		
#	%		#	%				
Carbondale			< = 17			SM '16		
Carterville			18-20			SM '17		
Crab Orchard			21-25			SM '18		
DuQuoin			26-30			SM '19		
Elverado			31-40			SM '20		
Herrin			41-50			SM '21		
Johnston City			51-60					
Marion			61-70					
Murphysboro			71-80					
West Frankfort			81+					
Trico			Unk					
Feeder H.S. Total			Total					
			Avg					
Agape Christian			<21			SM '16		
GED			>60			SM '17		
						SM '18		
						SM '19		
						SM '20		
						SM '21		

Demographics	Male						Female						Grand Total					
	Full-time		Part-time		Male Total		Full-time		Part-time		Female Total		Full-time		Part-time		Grand Total	
	#	%	#	%	#	%	#	%	#	%	#	%	#	%	#	%	#	%
Asian																		
American Indian / Alaskan Native																		
Black or African American																		
Hispanic																		
White																		
Native Hawaiian or Pacific Islander																		
Multiple Ethnicities																		
Unknown																		
Totals																		



Advanced SMAW (Stick) Welding Technology

Fall 2021

CIP Code:

48.0508

Curriculum Code:

00WEL0060

Program:

ST Cert

Total Enrollment:

Male:

FT:

Avg Age:

Minority:

Female:

PT:

Feeder Enrl:

Feeder H.S. Enrollees

#

%

Age

#

%

Enrollments

Enrollments

Carbondale

Carterville

Crab Orchard

DuQuoin

Elverado

Herrin

Johnston City

Marion

Murphysboro

West Frankfort

Trico

Feeder H.S. Total

Agape Christian

GED

< = 17

18-20

21-25

26-30

31-40

41-50

51-60

61-70

71-80

81+

Unk

Total

Avg

<21

>60

FL '16

FL '17

FL '18

FL '19

FL '20

FL '21

FL '16 FL '17 FL '18 FL '19 FL '20 FL '21

Graduates

Graduates

FL '16

FL '17

FL '18

FL '19

FL '20

FL '21

FL '16 FL '17 FL '18 FL '19 FL '20 FL '21

Demographics	Male						Female						Grand Total					
	Full-time		Part-time		Male Total		Full-time		Part-time		Female Total		Full-time		Part-time		Grand Total	
	#	%	#	%	#	%	#	%	#	%	#	%	#	%	#	%	#	%
Asian																		
American Indian / Alaskan Native																		
Black or African American																		
Hispanic																		
White																		
Native Hawaiian or Pacific Islander																		
Multiple Ethnicities																		
Unknown																		
Totals																		



Advanced SMAW (Stick) Welding Technology

Spring 2022

CIP Code:

48.0508

Curriculum Code:

00WEL0060

Program:

ST Cert

Total Enrollment:

Male:

FT:

Avg Age:

Minority:

Female:

PT:

Feeder Enrl:

Feeder H.S. Enrollees

#

%

Age

#

%

Enrollments

Enrollments

Carbondale

< = 17

SP '17

Carterville

18-20

SP '18

Crab Orchard

21-25

SP '19

DuQuoin

26-30

SP '20

Elverado

31-40

SP '21

Herrin

41-50

SP '22

Johnston City

51-60

Marion

61-70

Murphysboro

71-80

West Frankfort

81+

Trico

Unk

Feeder H.S. Total

Total

Agape Christian

Avg

GED

<21

>60

Graduates

Graduates

SP '17

SP '18

SP '19

SP '20

SP '21

SP '22

SP '17 SP '18 SP '19 SP '20 SP '21 SP '22

SP '17 SP '18 SP '19 SP '20 SP '21 SP '22

Demographics	Male						Female						Grand Total					
	Full-time		Part-time		Male Total		Full-time		Part-time		Female Total		Full-time		Part-time		Grand Total	
	#	%	#	%	#	%	#	%	#	%	#	%	#	%	#	%	#	%
Asian																		
American Indian / Alaskan Native																		
Black or African American																		
Hispanic																		
White																		
Native Hawaiian or Pacific Islander																		
Multiple Ethnicities																		
Unknown																		
Totals																		

Short-Term Certificate

Basic GMAW (MIG) Welding Technology

CIP Code: 48.0508

Curriculum Code: 00WEL0060



Basic GMAW (MIG) Welding Technology

Summer 2021

CIP Code:

48.0508

Curriculum Code:

00WEL0060

Program:

ST Cert

Total Enrollment:

Male:

FT:

Avg Age:

Minority:

Female:

PT:

Feeder Enrl:

Feeder H.S. Enrollees			Age			Enrollments		
#	%		#	%				
Carbondale			< = 17			SM '16		
Carterville			18-20			SM '17		
Crab Orchard			21-25			SM '18		
DuQuoin			26-30			SM '19		
Elverado			31-40			SM '20		
Herrin			41-50			SM '21		
Johnston City			51-60					
Marion			61-70					
Murphysboro			71-80					
West Frankfort			81+					
Trico			Unk					
Feeder H.S. Total			Total					
			Avg					
Agape Christian			<21			SM '16		
GED			>60			SM '17		
						SM '18		
						SM '19		
						SM '20		
						SM '21		

Demographics	Male						Female						Grand Total					
	Full-time		Part-time		Male Total		Full-time		Part-time		Female Total		Full-time		Part-time		Grand Total	
	#	%	#	%	#	%	#	%	#	%	#	%	#	%	#	%	#	%
Asian																		
American Indian / Alaskan Native																		
Black or African American																		
Hispanic																		
White																		
Native Hawaiian or Pacific Islander																		
Multiple Ethnicities																		
Unknown																		
Totals																		



Basic GMAW (MIG) Welding Technology

Fall 2021

CIP Code:

48.0508

Curriculum Code:

00WEL0060

Program:

ST Cert

Total Enrollment: 1 100.0%

Male: 1 100.0%

FT:

Avg Age: 24.1

Minority: 1 100.0%

Female:

PT: 1 100.0%

Feeder Enrl:

Feeder H.S. Enrollees

%

Carbondale
Carterville
Crab Orchard
DuQuoin
Elverado
Herrin
Johnston City
Marion
Murphysboro
West Frankfort
Trico

Feeder H.S. Total

Agape Christian
GED

Age # %

<= 17
18-20
21-25 1 100.0%
26-30
31-40
41-50
51-60
61-70
71-80
81+
Unk

Total 1 100.0%

Avg 24.1

<21
>60

Enrollments

FL '16
FL '17
FL '18
FL '19
FL '20
FL '21 1

Enrollments



Graduates

FL '16
FL '17
FL '18
FL '19
FL '20
FL '21 6

Graduates



Demographics	Male						Female						Grand Total					
	Full-time		Part-time		Male Total		Full-time		Part-time		Female Total		Full-time		Part-time		Grand Total	
	#	%	#	%	#	%	#	%	#	%	#	%	#	%	#	%	#	%
Asian																		
American Indian / Alaskan Native																		
Black or African American			1	100.0%	1	100.0%									1	100.0%	1	100.0%
Hispanic																		
White																		
Native Hawaiian or Pacific Islander																		
Multiple Ethnicities																		
Unknown																		
Totals			1	100.0%	1	100.0%									1	100.0%	1	100.0%



Basic GMAW (MIG) Welding Technology

Spring 2022

CIP Code:

48.0508

Curriculum Code:

00WEL0060

Program:

ST Cert

Total Enrollment:

Male:

FT:

Avg Age:

Minority:

Female:

PT:

Feeder Enrl:

Feeder H.S. Enrollees

#

%

Age

#

%

Enrollments

Enrollments

Carbondale

Carterville

Crab Orchard

DuQuoin

Elverado

Herrin

Johnston City

Marion

Murphysboro

West Frankfort

Trico

Feeder H.S. Total

Agape Christian

GED

< = 17

18-20

21-25

26-30

31-40

41-50

51-60

61-70

71-80

81+

Unk

Total

Avg

<21

>60

SP '17

SP '18

SP '19

SP '20

SP '21

SP '22

SP '17 SP '18 SP '19 SP '20 SP '21 SP '22

Graduates

Graduates

SP '17

SP '18

SP '19

SP '20

SP '21

SP '22

SP '17 SP '18 SP '19 SP '20 SP '21 SP '22

Demographics	Male						Female						Grand Total					
	Full-time		Part-time		Male Total		Full-time		Part-time		Female Total		Full-time		Part-time		Grand Total	
	#	%	#	%	#	%	#	%	#	%	#	%	#	%	#	%	#	%
Asian																		
American Indian / Alaskan Native																		
Black or African American																		
Hispanic																		
White																		
Native Hawaiian or Pacific Islander																		
Multiple Ethnicities																		
Unknown																		
Totals																		

Short-Term Certificate

Basic GTAW (TIG) Welding Technology

CIP Code: 48.0508

Curriculum Code: 00WEL0060



Basic GTAW (TIG) Welding Technology

Summer 2021

CIP Code:

48.0508

Curriculum Code:

00WEL0060

Program:

ST Cert

Total Enrollment:

Male:

FT:

Avg Age:

Minority:

Female:

PT:

Feeder Enrl:

Feeder H.S. Enrollees

#

%

Age

#

%

Enrollments

Enrollments

Carbondale

Cartersville

Crab Orchard

DuQuoin

Elverado

Herrin

Johnston City

Marion

Murphysboro

West Frankfort

Trico

Feeder H.S. Total

Agape Christian

GED

< = 17

18-20

21-25

26-30

31-40

41-50

51-60

61-70

71-80

81+

Unk

Total

Avg

<21

>60

SM '16

SM '17

SM '18

SM '19

SM '20

SM '21

SM '16 SM '17 SM '18 SM '19 SM '20 SM '21

Graduates

Graduates

SM '16

SM '17

SM '18

SM '19

SM '20

SM '21

SM '16 SM '17 SM '18 SM '19 SM '20 SM '21

Demographics	Male						Female						Grand Total					
	Full-time		Part-time		Male Total		Full-time		Part-time		Female Total		Full-time		Part-time		Grand Total	
	#	%	#	%	#	%	#	%	#	%	#	%	#	%	#	%	#	%
Asian																		
American Indian / Alaskan Native																		
Black or African American																		
Hispanic																		
White																		
Native Hawaiian or Pacific Islander																		
Multiple Ethnicities																		
Unknown																		
Totals																		



Basic GTAW (TIG) Welding Technology

Fall 2021

CIP Code:

48.0508

Curriculum Code:

00WEL0060

Program:

ST Cert

Total Enrollment:

Male:

FT:

Avg Age:

Minority:

Female:

PT:

Feeder Enrl:

Feeder H.S. Enrollees

#

%

Age

#

%

Enrollments

Enrollments

Carbondale

Carterville

Crab Orchard

DuQuoin

Elverado

Herrin

Johnston City

Marion

Murphysboro

West Frankfort

Trico

Feeder H.S. Total

Agape Christian

GED

< = 17

18-20

21-25

26-30

31-40

41-50

51-60

61-70

71-80

81+

Unk

Total

Avg

<21

>60

FL '16

FL '17

FL '18

FL '19

FL '20

FL '21

Graduates

Graduates

FL '16

FL '17

FL '18

FL '19

FL '20

FL '21

FL '16 FL '17 FL '18 FL '19 FL '20 FL '21

FL '16 FL '17 FL '18 FL '19 FL '20 FL '21

Demographics	Male						Female						Grand Total					
	Full-time		Part-time		Male Total		Full-time		Part-time		Female Total		Full-time		Part-time		Grand Total	
	#	%	#	%	#	%	#	%	#	%	#	%	#	%	#	%	#	%
Asian																		
American Indian / Alaskan Native																		
Black or African American																		
Hispanic																		
White																		
Native Hawaiian or Pacific Islander																		
Multiple Ethnicities																		
Unknown																		
Totals																		



Basic GTAW (TIG) Welding Technology

Spring 2022

CIP Code:

48.0508

Curriculum Code:

00WEL0060

Program:

ST Cert

Total Enrollment:

Male:

FT:

Avg Age:

Minority:

Female:

PT:

Feeder Enrl:

Feeder H.S. Enrollees

#

%

Age

#

%

Enrollments

Enrollments

Carbondale

< = 17

SP '17

Carterville

18-20

SP '18

Crab Orchard

21-25

SP '19

DuQuoin

26-30

SP '20

Elverado

31-40

SP '21

Herrin

41-50

SP '22

Johnston City

51-60

Marion

61-70

Murphysboro

71-80

West Frankfort

81+

Trico

Unk

Feeder H.S. Total

Total

Agape Christian

Avg

GED

<21

>60

Graduates

Graduates

SP '17

SP '18

SP '19

SP '20

SP '21

SP '22

SP '17 SP '18 SP '19 SP '20 SP '21 SP '22

SP '17 SP '18 SP '19 SP '20 SP '21 SP '22

Demographics	Male						Female						Grand Total					
	Full-time		Part-time		Male Total		Full-time		Part-time		Female Total		Full-time		Part-time		Grand Total	
	#	%	#	%	#	%	#	%	#	%	#	%	#	%	#	%	#	%
Asian																		
American Indian / Alaskan Native																		
Black or African American																		
Hispanic																		
White																		
Native Hawaiian or Pacific Islander																		
Multiple Ethnicities																		
Unknown																		
Totals																		

Short-Term Certificate

Basic SMAW (Stick) Welding Technology

CIP Code: 48.0508

Curriculum Code: 00WEL0060



Basic SMAW (Stick) Welding Technology

Summer 2021

CIP Code:

48.0508

Curriculum Code:

00WEL0060

Program:

ST Cert

Total Enrollment:

Male:

FT:

Avg Age:

Minority:

Female:

PT:

Feeder Enrl:

Feeder H.S. Enrollees

#

%

Age

#

%

Enrollments

Enrollments

Carbondale

Cartersville

Crab Orchard

DuQuoin

Elverado

Herrin

Johnston City

Marion

Murphysboro

West Frankfort

Trico

Feeder H.S. Total

Agape Christian

GED

< = 17

18-20

21-25

26-30

31-40

41-50

51-60

61-70

71-80

81+

Unk

Total

Avg

<21

>60

SM '16

SM '17

SM '18

SM '19

SM '20

SM '21

SM '16 SM '17 SM '18 SM '19 SM '20 SM '21

Graduates

Graduates

SM '16

SM '17

SM '18

SM '19

SM '20

SM '21

SM '16 SM '17 SM '18 SM '19 SM '20 SM '21

Demographics	Male						Female						Grand Total					
	Full-time		Part-time		Male Total		Full-time		Part-time		Female Total		Full-time		Part-time		Grand Total	
	#	%	#	%	#	%	#	%	#	%	#	%	#	%	#	%	#	%
Asian																		
American Indian / Alaskan Native																		
Black or African American																		
Hispanic																		
White																		
Native Hawaiian or Pacific Islander																		
Multiple Ethnicities																		
Unknown																		
Totals																		



Basic SMAW (Stick) Welding Technology

Fall 2021

CIP Code:

48.0508

Curriculum Code:

00WEL0060

Program:

ST Cert

Total Enrollment:

Male:

FT:

Avg Age:

Minority:

Female:

PT:

Feeder Enrl:

Feeder H.S. Enrollees

#

%

Age

#

%

Enrollments

Enrollments

Carbondale

Cartersville

Crab Orchard

DuQuoin

Elverado

Herrin

Johnston City

Marion

Murphysboro

West Frankfort

Trico

Feeder H.S. Total

Agape Christian

GED

< = 17

18-20

21-25

26-30

31-40

41-50

51-60

61-70

71-80

81+

Unk

Total

Avg

<21

>60

FL '16

FL '17

FL '18

FL '19

FL '20

FL '21

Graduates

Graduates

FL '16

FL '17

FL '18

FL '19

FL '20

FL '21

FL '16 FL '17 FL '18 FL '19 FL '20 FL '21

FL '16 FL '17 FL '18 FL '19 FL '20 FL '21

Demographics	Male						Female						Grand Total					
	Full-time		Part-time		Male Total		Full-time		Part-time		Female Total		Full-time		Part-time		Grand Total	
	#	%	#	%	#	%	#	%	#	%	#	%	#	%	#	%	#	%
Asian																		
American Indian / Alaskan Native																		
Black or African American																		
Hispanic																		
White																		
Native Hawaiian or Pacific Islander																		
Multiple Ethnicities																		
Unknown																		
Totals																		



Basic SMAW (Stick) Welding Technology

Spring 2022

CIP Code:

48.0508

Curriculum Code:

00WEL0060

Program:

ST Cert

Total Enrollment:

Male:

FT:

Avg Age:

Minority:

Female:

PT:

Feeder Enrl:

Feeder H.S. Enrollees

#

%

Age

#

%

Enrollments

Enrollments

Carbondale

Carterville

Crab Orchard

DuQuoin

Elverado

Herrin

Johnston City

Marion

Murphysboro

West Frankfort

Trico

Feeder H.S. Total

Agape Christian

GED

< = 17

18-20

21-25

26-30

31-40

41-50

51-60

61-70

71-80

81+

Unk

Total

Avg

<21

>60

SP '17

SP '18

SP '19

SP '20

SP '21

SP '22

SP '17 SP '18 SP '19 SP '20 SP '21 SP '22

Graduates

Graduates

SP '17

SP '18

SP '19

SP '20

SP '21

SP '22

SP '17 SP '18 SP '19 SP '20 SP '21 SP '22

Demographics	Male						Female						Grand Total					
	Full-time		Part-time		Male Total		Full-time		Part-time		Female Total		Full-time		Part-time		Grand Total	
	#	%	#	%	#	%	#	%	#	%	#	%	#	%	#	%	#	%
Asian																		
American Indian / Alaskan Native																		
Black or African American																		
Hispanic																		
White																		
Native Hawaiian or Pacific Islander																		
Multiple Ethnicities																		
Unknown																		
Totals																		

Short-Term Certificate

Computer Networking

CIP Code: **11.0202**

Curriculum Code: **CIS 1206**



Computer Networking

CIP Code: 11.0202

Curriculum Code:

CIS 1206

Program:

ST Cert

Summer 2021

Total Enrollment:

Male:

FT:

Avg Age:

Minority:

Female:

PT:

Feeder Enrl:

Feeder H.S. Enrollees

%

Carbondale

Cartersville

Crab Orchard

DuQuoin

Elverado

Herrin

Johnston City

Marion

Murphysboro

West Frankfort

Trico

Feeder H.S. Total

Agape Christian

GED

Age

%

< = 17

18-20

21-25

26-30

31-40

41-50

51-60

61-70

71-80

81+

Unk

Total

Avg

<21

>=60

Enrollments

SM '16 2

SM '17 1

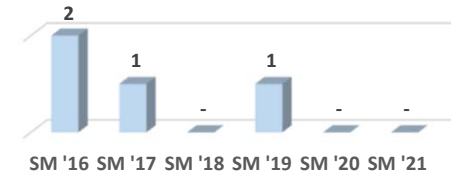
SM '18 -

SM '19 1

SM '20 -

SM '21 -

Enrollments



Graduates

SM '16 -

SM '17 -

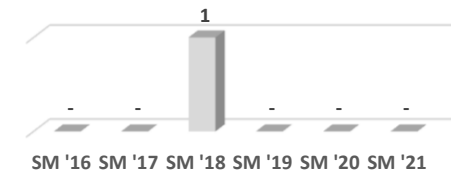
SM '18 1

SM '19 -

SM '20 -

SM '21 -

Graduates



Demographics	Male						Female						Grand Total					
	Full-time		Part-time		Male Total		Full-time		Part-time		Female Total		Full-time		Part-time		Grand Total	
	#	%	#	%	#	%	#	%	#	%	#	%	#	%	#	%	#	%
Asian																		
American Indian / Alaskan Native																		
Black or African American																		
Hispanic																		
White																		
Native Hawaiian or Pacific Islander																		
Multiple Ethnicities																		
Unknown																		
Totals																		



Computer Networking

Fall 2021

CIP Code:

11.0202

Curriculum Code:

CIS 1206

Program:

ST Cert

Total Enrollment: 1 100.0%

Male: 1 100.0%

FT: 1 100.0%

Avg Age: 43.5

Minority: 1 100.0%

Female:

PT:

Feeder Enrl:

Feeder H.S. Enrollees

%

Carbondale
Carterville
Crab Orchard
DuQuoin
Elverado
Herrin
Johnston City
Marion
Murphysboro
West Frankfort
Trico

Feeder H.S. Total

Agape Christian
GED

Age # %

<= 17
18-20
21-25
26-30
31-40
41-50 1 100.0%
51-60
61-70
71-80
81+
Unk

Total 1 100.0%

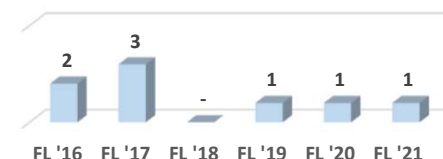
Avg 43.5

<21
>=60

Enrollments

FL '16 2
FL '17 3
FL '18 -
FL '19 1
FL '20 1
FL '21 1

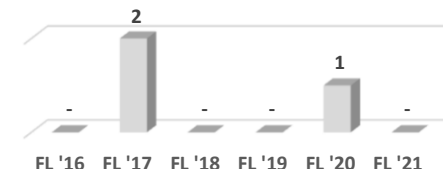
Enrollments



Graduates

FL '16 -
FL '17 2
FL '18 -
FL '19 -
FL '20 1
FL '21 -

Graduates



Demographics	Male						Female						Grand Total					
	Full-time		Part-time		Male Total		Full-time		Part-time		Female Total		Full-time		Part-time		Grand Total	
	#	%	#	%	#	%	#	%	#	%	#	%	#	%	#	%	#	%
Asian																		
American Indian / Alaskan Native																		
Black or African American	1	100.0%			1	100.0%							1	100.0%			1	100.0%
Hispanic																		
White																		
Native Hawaiian or Pacific Islander																		
Multiple Ethnicities																		
Unknown																		
Totals	1	100.0%			1	100.0%							1	100.0%			1	100.0%



Computer Networking

CIP Code:

11.0202

Curriculum Code:

CIS 1206

Program:

ST Cert

Spring 2022

Total Enrollment:

Male:

FT:

Avg Age:

Minority:

Female:

PT:

Feeder Enrl:

Feeder H.S. Enrollees

#

%

Age

#

%

Enrollments

Carbondale

< = 17

SP '17

1

Carterville

18-20

SP '18

3

Crab Orchard

21-25

SP '19

1

DuQuoin

26-30

SP '20

-

Elverado

31-40

SP '21

4

Herrin

41-50

SP '22

-

Johnston City

51-60

Marion

61-70

Murphysboro

71-80

West Frankfort

81+

Trico

Unk

Feeder H.S. Total

Total

Agape Christian

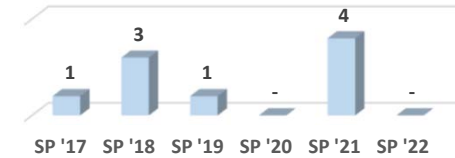
Avg

GED

<21

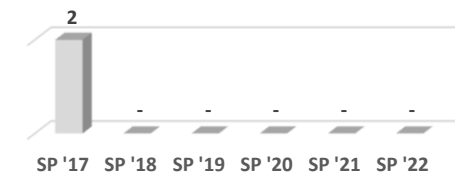
>=60

Enrollments



Graduates

Graduates



Demographics	Male						Female						Grand Total					
	Full-time		Part-time		Male Total		Full-time		Part-time		Female Total		Full-time		Part-time		Grand Total	
	#	%	#	%	#	%	#	%	#	%	#	%	#	%	#	%	#	%
Asian																		
American Indian / Alaskan Native																		
Black or African American																		
Hispanic																		
White																		
Native Hawaiian or Pacific Islander																		
Multiple Ethnicities																		
Unknown																		
Totals																		

Short-Term Certificate

Cosmetology Teacher Program

CIP Code: **12.0413**

Curriculum Code: **00COS0057**



Cosmetology Teacher Program

Summer 2021

CIP Code:

12.0413

Curriculum Code:

00COS0057

Program:

ST Cert

Total Enrollment:

Male:

FT:

Avg Age:

Minority:

Female:

PT:

Feeder Enrl:

Feeder H.S. Enrollees

#

%

Age

#

%

Enrollments

Carbondale

Carterville

Crab Orchard

DuQuoin

Elverado

Herrin

Johnston City

Marion

Murphysboro

West Frankfort

Trico

Feeder H.S. Total

Agape Christian

GED

< = 17

18-20

21-25

26-30

31-40

41-50

51-60

61-70

71-80

81+

Unk

Total

Avg

<21

>60

SM '16

-

SM '17

-

SM '18

-

SM '19

-

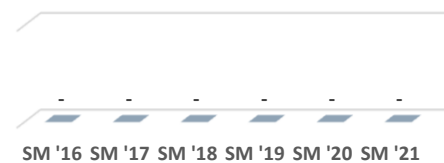
SM '20

-

SM '21

-

Enrollments



Graduates

SM '16

-

SM '17

-

SM '18

-

SM '19

-

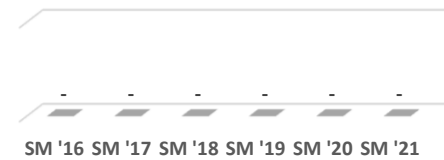
SM '20

-

SM '21

-

Graduates



Demographics	Male						Female						Grand Total					
	Full-time		Part-time		Male Total		Full-time		Part-time		Female Total		Full-time		Part-time		Grand Total	
	#	%	#	%	#	%	#	%	#	%	#	%	#	%	#	%	#	%
Asian																		
American Indian / Alaskan Native																		
Black or African American																		
Hispanic																		
White																		
Native Hawaiian or Pacific Islander																		
Multiple Ethnicities																		
Unknown																		
Totals																		



Cosmetology Teacher Program

Fall 2021

CIP Code:

12.0413

Curriculum Code:

00COS0057

Program:

ST Cert

Total Enrollment:

Male:

FT:

Avg Age:

Minority:

Female:

PT:

Feeder Enrl:

Feeder H.S. Enrollees

#

%

Age

#

%

Carbondale

Cartersville

Crab Orchard

DuQuoin

Elverado

Herrin

Johnston City

Marion

Murphysboro

West Frankfort

Trico

Feeder H.S. Total

Agape Christian

GED

<= 17

18-20

21-25

26-30

31-40

41-50

51-60

61-70

71-80

81+

Unk

Total

Avg

<21

>60

Enrollments

FL '16

1

FL '17

-

FL '18

-

FL '19

-

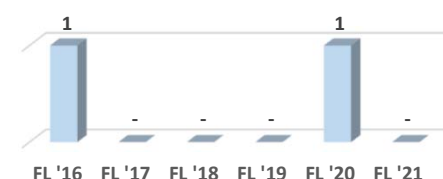
FL '20

1

FL '21

-

Enrollments



Graduates

FL '16

1

FL '17

-

FL '18

-

FL '19

-

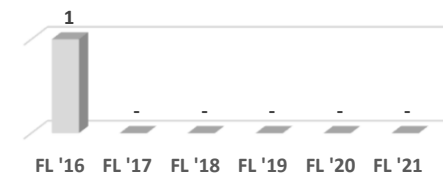
FL '20

-

FL '21

-

Graduates



Demographics	Male						Female						Grand Total					
	Full-time		Part-time		Male Total		Full-time		Part-time		Female Total		Full-time		Part-time		Grand Total	
	#	%	#	%	#	%	#	%	#	%	#	%	#	%	#	%	#	%
Asian																		
American Indian / Alaskan Native																		
Black or African American																		
Hispanic																		
White																		
Native Hawaiian or Pacific Islander																		
Multiple Ethnicities																		
Unknown																		
Totals																		



Cosmetology Teacher Program

Spring 2022

CIP Code: 12.0413

Curriculum Code:

00COS0057

Program:

ST Cert

Total Enrollment:

Male:

FT:

Avg Age:

Minority:

Female:

PT:

Feeder Enrl:

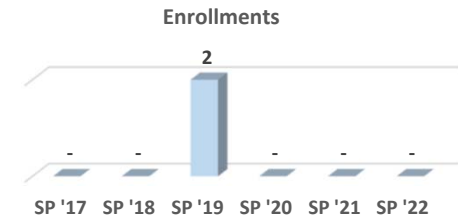
Feeder H.S. Enrollees

	#	%
Carbondale		
Carterville		
Crab Orchard		
DuQuoin		
Elverado		
Herrin		
Johnston City		
Marion		
Murphysboro		
West Frankfort		
Trico		
Feeder H.S. Total		
Agape Christian		
GED		

Age	#	%
<= 17		
18-20		
21-25		
26-30		
31-40		
41-50		
51-60		
61-70		
71-80		
81+		
Unk		
Total		
Avg		
<21		
>60		

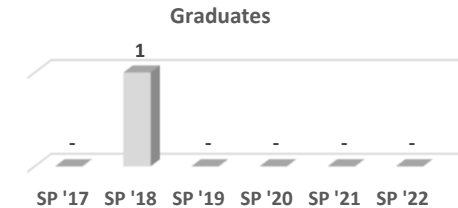
Enrollments

SP '17	-
SP '18	-
SP '19	2
SP '20	-
SP '21	-
SP '22	-



Graduates

SP '17	-
SP '18	1
SP '19	-
SP '20	-
SP '21	-
SP '22	-



Demographics	Male						Female						Grand Total					
	Full-time		Part-time		Male Total		Full-time		Part-time		Female Total		Full-time		Part-time		Grand Total	
	#	%	#	%	#	%	#	%	#	%	#	%	#	%	#	%	#	%
Asian																		
American Indian / Alaskan Native																		
Black or African American																		
Hispanic																		
White																		
Native Hawaiian or Pacific Islander																		
Multiple Ethnicities																		
Unknown																		
Totals																		

Short-Term Certificate

Customer Service

CIP Code: **52.0411**

Curriculum Code: **00BUS0021**



Customer Service

CIP Code: 52.0411

Curriculum Code: 00BUS0021

Program: ST Cert

Summer 2021

Total Enrollment: 1 100.0%

Male: 1 100.0%

FT:

Avg Age: 24.5

Minority:

Female:

PT: 1 100.0%

Feeder Enrl:

Feeder H.S. Enrollees

%

Carbondale

Cartersville

Crab Orchard

DuQuoin

Elverado

Herrin

Johnston City

Marion

Murphysboro

West Frankfort

Trico

Feeder H.S. Total

Agape Christian

GED

Age # %

< = 17

18-20

21-25 1 100.0%

26-30

31-40

41-50

51-60

61-70

71-80

81+

Unk

Total 1 100.0%

Avg 24.5

<21

>60

Enrollments

SM '16 1

SM '17 -

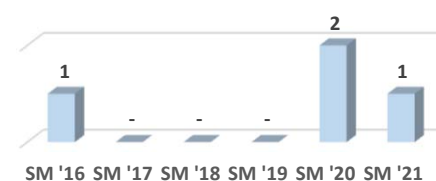
SM '18 -

SM '19 -

SM '20 2

SM '21 1

Enrollments



Graduates

SM '16 -

SM '17 -

SM '18 -

SM '19 -

SM '20 -

SM '21 -

Graduates



Demographics	Male						Female						Grand Total					
	Full-time		Part-time		Male Total		Full-time		Part-time		Female Total		Full-time		Part-time		Grand Total	
	#	%	#	%	#	%	#	%	#	%	#	%	#	%	#	%	#	%
Asian																		
American Indian / Alaskan Native																		
Black or African American																		
Hispanic																		
White																		
Native Hawaiian or Pacific Islander																		
Multiple Ethnicities																		
Unknown			1	100.0%	1	100.0%									1	100.0%	1	100.0%
Totals			1	100.0%	1	100.0%									1	100.0%	1	100.0%



Customer Service

CIP Code: 52.0411

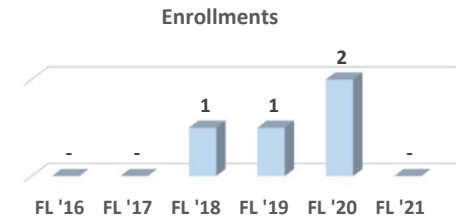
Curriculum Code: 00BUS0021

Program: ST Cert

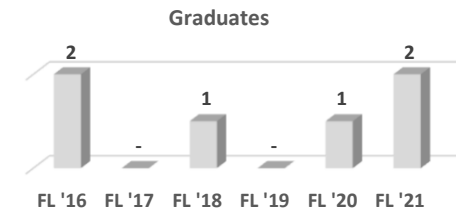
Fall 2021

Total Enrollment:	Male:	FT:	Avg Age:
Minority:	Female:	PT:	Feeder Enrl:

Feeder H.S. Enrollees	#	%	Age	#	%	Enrollments	
Carbondale			< = 17			FL '16	-
Carterville			18-20			FL '17	-
Crab Orchard			21-25			FL '18	1
DuQuoin			26-30			FL '19	1
Elverado			31-40			FL '20	2
Herrin			41-50			FL '21	-
Johnston City			51-60				
Marion			61-70				
Murphysboro			71-80				
West Frankfort			81+				
Trico			Unk				
Feeder H.S. Total			Total				
			Avg				
Agape Christian			<21				
GED			>60				



Graduates	
FL '16	2
FL '17	-
FL '18	1
FL '19	-
FL '20	1
FL '21	2



Demographics	Male						Female						Grand Total					
	Full-time		Part-time		Male Total		Full-time		Part-time		Female Total		Full-time		Part-time		Grand Total	
	#	%	#	%	#	%	#	%	#	%	#	%	#	%	#	%	#	%
Asian																		
American Indian / Alaskan Native																		
Black or African American																		
Hispanic																		
White																		
Native Hawaiian or Pacific Islander																		
Multiple Ethnicities																		
Unknown																		
Totals																		



Customer Service

CIP Code: 52.0411

Curriculum Code:

00BUS0021

Program:

ST Cert

Spring 2022

Total Enrollment:

Male:

FT:

Avg Age:

Minority:

Female:

PT:

Feeder Enrl:

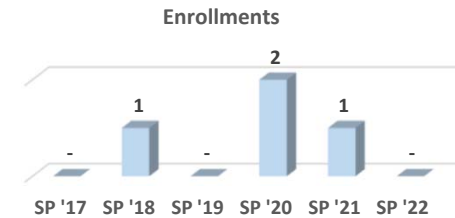
Feeder H.S. Enrollees

	#	%
Carbondale		
Carterville		
Crab Orchard		
DuQuoin		
Elverado		
Herrin		
Johnston City		
Marion		
Murphysboro		
West Frankfort		
Trico		
Feeder H.S. Total		
Agape Christian		
GED		

Age	#	%
<= 17		
18-20		
21-25		
26-30		
31-40		
41-50		
51-60		
61-70		
71-80		
81+		
Unk		
Total		
Avg		
<21		
>60		

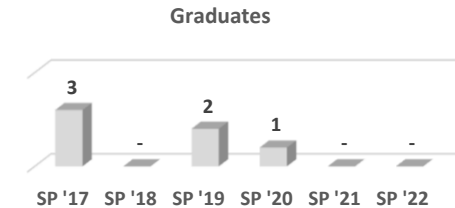
Enrollments

SP '17	-
SP '18	1
SP '19	-
SP '20	2
SP '21	1
SP '22	-



Graduates

SP '17	3
SP '18	-
SP '19	2
SP '20	1
SP '21	-
SP '22	-



Demographics	Male						Female						Grand Total					
	Full-time		Part-time		Male Total		Full-time		Part-time		Female Total		Full-time		Part-time		Grand Total	
	#	%	#	%	#	%	#	%	#	%	#	%	#	%	#	%	#	%
Asian																		
American Indian / Alaskan Native																		
Black or African American																		
Hispanic																		
White																		
Native Hawaiian or Pacific Islander																		
Multiple Ethnicities																		
Unknown																		
Totals																		

Short-Term Certificate

Early Childhood - Director's Credential Certificate Program

CIP Code: **19.0709**

Curriculum Code: **00CHC0018**



Early Childhood - Director's Credential Certificate Program

Summer 2021

CIP Code:

19.0709

Curriculum Code:

00CHC0018

Program:

ST Cert

Total Enrollment:

Male:

FT:

Avg Age:

Minority:

Female:

PT:

Feeder Enrl:

Feeder H.S. Enrollees

#

%

Age

#

%

Enrollments

Enrollments

Carbondale

< = 17

SM '16

-

Carterville

18-20

SM '17

-

Crab Orchard

21-25

SM '18

-

DuQuoin

26-30

SM '19

-

Elverado

31-40

SM '20

-

Herrin

41-50

SM '21

-

Johnston City

51-60

Marion

61-70

Murphysboro

71-80

West Frankfort

81+

Trico

Unk

Feeder H.S. Total

Total

Agape Christian

Avg

GED

<21

>60

Graduates

Graduates

SM '16

-

SM '17

-

SM '18

-

SM '19

-

SM '20

-

SM '21

-

Demographics	Male						Female						Grand Total					
	Full-time		Part-time		Male Total		Full-time		Part-time		Female Total		Full-time		Part-time		Grand Total	
	#	%	#	%	#	%	#	%	#	%	#	%	#	%	#	%	#	%
Asian																		
American Indian / Alaskan Native																		
Black or African American																		
Hispanic																		
White																		
Native Hawaiian or Pacific Islander																		
Multiple Ethnicities																		
Unknown																		
Totals																		



Early Childhood - Director's Credential Certificate Program

Fall 2021

CIP Code:

19.0709

Curriculum Code:

00CHC0018

Program:

ST Cert

Total Enrollment: 1 100.0%

Male: 1 100.0%

FT: 1 100.0%

Avg Age: 18.1

Minority:

Female: 1 100.0%

PT:

Feeder Enrl:

Feeder H.S. Enrollees

%

Carbondale

Carterville

Crab Orchard

DuQuoin

Elverado

Herrin

Johnston City

Marion

Murphysboro

West Frankfort

Trico

Feeder H.S. Total

Agape Christian

GED

Age # %

<= 17

18-20 1 100.0%

21-25

26-30

31-40

41-50

51-60

61-70

71-80

81+

Unk

Total 1 100.0%

Avg 18.1

<21 1 100.0%

>60

Enrollments

FL '16 -

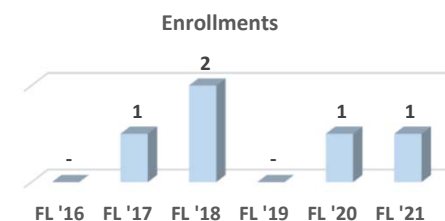
FL '17 1

FL '18 2

FL '19 -

FL '20 1

FL '21 1



Graduates

FL '16 -

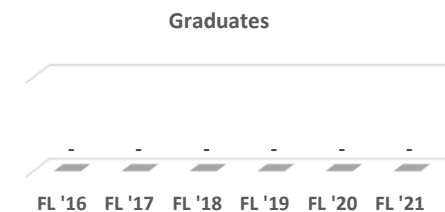
FL '17 -

FL '18 -

FL '19 -

FL '20 -

FL '21 -



Demographics	Male						Female						Grand Total					
	Full-time		Part-time		Male Total		Full-time		Part-time		Female Total		Full-time		Part-time		Grand Total	
	#	%	#	%	#	%	#	%	#	%	#	%	#	%	#	%	#	%
Asian																		
American Indian / Alaskan Native																		
Black or African American																		
Hispanic																		
White							1	100.0%			1	100.0%	1	100.0%			1	100.0%
Native Hawaiian or Pacific Islander																		
Multiple Ethnicities																		
Unknown																		
Totals							1	100.0%			1	100.0%	1	100.0%			1	100.0%



Early Childhood - Director's Credential Certificate Program

Spring 2022

CIP Code:

19.0709

Curriculum Code:

00CHC0018

Program:

ST Cert

Total Enrollment: 1 100.0%

Male:

FT:

Avg Age: 21.0

Minority:

Female: 1 100.0%

PT: 1 100.0%

Feeder Enrl:

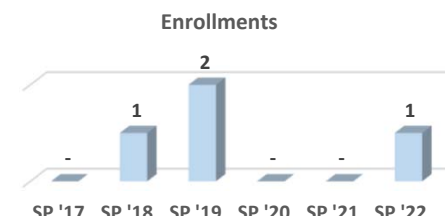
Feeder H.S. Enrollees

	#	%
Carbondale		
Carterville		
Crab Orchard		
DuQuoin		
Elverado		
Herrin		
Johnston City		
Marion		
Murphysboro		
West Frankfort		
Trico		
Feeder H.S. Total		
Agape Christian		
GED		

Age	#	%
<= 17		
18-20		
21-25	1	100.0%
26-30		
31-40		
41-50		
51-60		
61-70		
71-80		
81+		
Unk		
Total	1	100.0%
Avg	21.0	
<21		
>60		

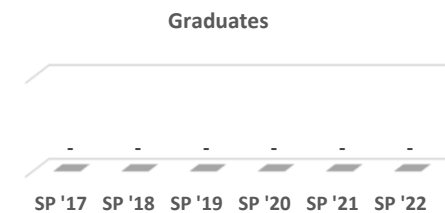
Enrollments

SP '17	-
SP '18	1
SP '19	2
SP '20	-
SP '21	-
SP '22	1



Graduates

SP '17	-
SP '18	-
SP '19	-
SP '20	-
SP '21	-
SP '22	-



Demographics	Male						Female						Grand Total					
	Full-time		Part-time		Male Total		Full-time		Part-time		Female Total		Full-time		Part-time		Grand Total	
	#	%	#	%	#	%	#	%	#	%	#	%	#	%	#	%	#	%
Asian																		
American Indian / Alaskan Native																		
Black or African American																		
Hispanic																		
White							1	100.0%			1	100.0%			1	100.0%	1	100.0%
Native Hawaiian or Pacific Islander																		
Multiple Ethnicities																		
Unknown																		
Totals							1	100.0%			1	100.0%			1	100.0%	1	100.0%

Short-Term Certificate

ECE Level 2

CIP Code: **19.0709**

Curriculum Code: **ECE 0007**



ECE Level 2

CIP Code:

19.0709

Curriculum Code:

ECE 0007

Program:

ST Cert

Summer 2021

Total Enrollment:

Male:

FT:

Avg Age:

Minority:

Female:

PT:

Feeder Enrl:

Feeder H.S. Enrollees

#

%

Age

#

%

Enrollments

Enrollments

Carbondale

Carterville

Crab Orchard

DuQuoin

Elverado

Herrin

Johnston City

Marion

Murphysboro

West Frankfort

Trico

Feeder H.S. Total

Agape Christian

GED

< = 17

18-20

21-25

26-30

31-40

41-50

51-60

61-70

71-80

81+

Unk

Total

Avg

<21

>60

SM '16

SM '17

SM '18

SM '19

SM '20

SM '21

SM '16 SM '17 SM '18 SM '19 SM '20 SM '21

Graduates

Graduates

SM '16

SM '17

SM '18

SM '19

SM '20

SM '21

SM '16 SM '17 SM '18 SM '19 SM '20 SM '21

Demographics	Male						Female						Grand Total					
	Full-time		Part-time		Male Total		Full-time		Part-time		Female Total		Full-time		Part-time		Grand Total	
	#	%	#	%	#	%	#	%	#	%	#	%	#	%	#	%	#	%
Asian																		
American Indian / Alaskan Native																		
Black or African American																		
Hispanic																		
White																		
Native Hawaiian or Pacific Islander																		
Multiple Ethnicities																		
Unknown																		
Totals																		



ECE Level 2

CIP Code: 19.0709

Curriculum Code:

ECE 0007

Program:

ST Cert

Fall 2021

Total Enrollment:

Male:

FT:

Avg Age:

Minority:

Female:

PT:

Feeder Enrl:

Feeder H.S. Enrollees

#

%

Age

#

%

Enrollments

Enrollments

Carbondale

< = 17

FL '16

Cartersville

18-20

FL '17

Crab Orchard

21-25

FL '18

DuQuoin

26-30

FL '19

Elverado

31-40

FL '20

Herrin

41-50

FL '21

Johnston City

51-60

Marion

61-70

Murphysboro

71-80

West Frankfort

81+

Trico

Unk

Feeder H.S. Total

Total

Agape Christian

Avg

GED

<21

>60

Graduates

Graduates

FL '16

FL '17

FL '18

FL '19

FL '20

FL '21

Demographics	Male						Female						Grand Total					
	Full-time		Part-time		Male Total		Full-time		Part-time		Female Total		Full-time		Part-time		Grand Total	
	#	%	#	%	#	%	#	%	#	%	#	%	#	%	#	%	#	%
Asian																		
American Indian / Alaskan Native																		
Black or African American																		
Hispanic																		
White																		
Native Hawaiian or Pacific Islander																		
Multiple Ethnicities																		
Unknown																		
Totals																		



ECE Level 2

CIP Code: 19.0709

Curriculum Code:

ECE 0007

Program:

ST Cert

Spring 2022

Total Enrollment:

Male:

FT:

Avg Age:

Minority:

Female:

PT:

Feeder Enrl:

Feeder H.S. Enrollees

#

%

Age

#

%

Enrollments

Enrollments

Carbondale

< = 17

SP '17

Carterville

18-20

SP '18

Crab Orchard

21-25

SP '19

DuQuoin

26-30

SP '20

Elverado

31-40

SP '21

Herrin

41-50

SP '22

Johnston City

51-60

Marion

61-70

Murphysboro

71-80

West Frankfort

81+

Trico

Unk

Feeder H.S. Total

Total

Agape Christian

Avg

GED

<21

>60

Graduates

Graduates

SP '17

SP '18

SP '19

SP '20

SP '21

SP '22

SP '17 SP '18 SP '19 SP '20 SP '21 SP '22

SP '17 SP '18 SP '19 SP '20 SP '21 SP '22

Demographics	Male						Female						Grand Total					
	Full-time		Part-time		Male Total		Full-time		Part-time		Female Total		Full-time		Part-time		Grand Total	
	#	%	#	%	#	%	#	%	#	%	#	%	#	%	#	%	#	%
Asian																		
American Indian / Alaskan Native																		
Black or African American																		
Hispanic																		
White																		
Native Hawaiian or Pacific Islander																		
Multiple Ethnicities																		
Unknown																		
Totals																		

Short-Term Certificate

ECE Level 3

CIP Code: **19.0709**

Curriculum Code: **ECE 0008**



ECE Level 3

CIP Code: 19.0709

Curriculum Code:

ECE 0008

Program:

ST Cert

Summer 2021

Total Enrollment:

Male:

FT:

Avg Age:

Minority:

Female:

PT:

Feeder Enrl:

Feeder H.S. Enrollees	#	%	Age	#	%	Enrollments	Enrollments
Carbondale			< = 17			SM '16	
Carterville			18-20			SM '17	
Crab Orchard			21-25			SM '18	
DuQuoin			26-30			SM '19	
Elverado			31-40			SM '20	
Herrin			41-50			SM '21	
Johnston City			51-60				SM '16 SM '17 SM '18 SM '19 SM '20 SM '21
Marion			61-70				
Murphysboro			71-80				
West Frankfort			81+				
Trico			Unk				
Feeder H.S. Total			Total				
			Avg				
Agape Christian			<21			SM '16	
GED			>60			SM '17	
						SM '18	
						SM '19	
						SM '20	
						SM '21	
							SM '16 SM '17 SM '18 SM '19 SM '20 SM '21

Demographics	Male						Female						Grand Total					
	Full-time		Part-time		Male Total		Full-time		Part-time		Female Total		Full-time		Part-time		Grand Total	
	#	%	#	%	#	%	#	%	#	%	#	%	#	%	#	%	#	%
Asian																		
American Indian / Alaskan Native																		
Black or African American																		
Hispanic																		
White																		
Native Hawaiian or Pacific Islander																		
Multiple Ethnicities																		
Unknown																		
Totals																		



ECE Level 3

CIP Code: 19.0709

Curriculum Code:

ECE 0008

Program:

ST Cert

Fall 2021

Total Enrollment:

Male:

FT:

Avg Age:

Minority:

Female:

PT:

Feeder Enrl:

Feeder H.S. Enrollees

#

%

Age

#

%

Enrollments

Enrollments

Carbondale

< = 17

FL '16

Cartersville

18-20

FL '17

Crab Orchard

21-25

FL '18

DuQuoin

26-30

FL '19

Elverado

31-40

FL '20

Herrin

41-50

FL '21

Johnston City

51-60

Marion

61-70

Murphysboro

71-80

West Frankfort

81+

Trico

Unk

Feeder H.S. Total

Total

Agape Christian

Avg

GED

<21

>60

Graduates

Graduates

FL '16

FL '17

FL '18

FL '19

FL '20

FL '21

Demographics	Male						Female						Grand Total					
	Full-time		Part-time		Male Total		Full-time		Part-time		Female Total		Full-time		Part-time		Grand Total	
	#	%	#	%	#	%	#	%	#	%	#	%	#	%	#	%	#	%
Asian																		
American Indian / Alaskan Native																		
Black or African American																		
Hispanic																		
White																		
Native Hawaiian or Pacific Islander																		
Multiple Ethnicities																		
Unknown																		
Totals																		



ECE Level 3

CIP Code: 19.0709

Curriculum Code:

ECE 0008

Program:

ST Cert

Spring 2022

Total Enrollment:

Male:

FT:

Avg Age:

Minority:

Female:

PT:

Feeder Enrl:

Feeder H.S. Enrollees

#

%

Age

#

%

Enrollments

Enrollments

Carbondale

<= 17

SP '17

Carterville

18-20

SP '18

Crab Orchard

21-25

SP '19

DuQuoin

26-30

SP '20

Elverado

31-40

SP '21

Herrin

41-50

SP '22

Johnston City

51-60

Marion

61-70

Murphysboro

71-80

West Frankfort

81+

Trico

Unk

Feeder H.S. Total

Total

Agape Christian

Avg

GED

<21

>60

Graduates

Graduates

SP '17

SP '18

SP '19

SP '20

SP '21

SP '22

SP '17 SP '18 SP '19 SP '20 SP '21 SP '22

SP '17 SP '18 SP '19 SP '20 SP '21 SP '22

Demographics	Male						Female						Grand Total					
	Full-time		Part-time		Male Total		Full-time		Part-time		Female Total		Full-time		Part-time		Grand Total	
	#	%	#	%	#	%	#	%	#	%	#	%	#	%	#	%	#	%
Asian																		
American Indian / Alaskan Native																		
Black or African American																		
Hispanic																		
White																		
Native Hawaiian or Pacific Islander																		
Multiple Ethnicities																		
Unknown																		
Totals																		

Short-Term Certificate

Electronics Technician

CIP Code: **47.0101**

Curriculum Code: **00ELT3014**

Electronics Technician

CIP Code: 47.0101

Curriculum Code:

00ELT3014

Program:

ST Cert

Summer 2021

Total Enrollment:

Male:

FT:

Avg Age:

Minority:

Female:

PT:

Feeder Enrl:

<u>Feeder H.S. Enrollees</u>	#	%	<u>Age</u>	#	%	<u>Enrollments</u>	Enrollments					
Carbondale			< = 17			SM '16						
Carterville			18-20			SM '17						
Crab Orchard			21-25			SM '18						
DuQuoin			26-30			SM '19						
Elverado			31-40			SM '20						
Herrin			41-50			SM '21						
Johnston City			51-60									
Marion			61-70									
Murphysboro			71-80									
West Frankfort			81+									
Trico			Unk									
Feeder H.S. Total			Total									
			Avg									
Agape Christian			<21									
GED			>60									

[illegible]



Electronics Technician

CIP Code: 47.0101



Curriculum Code: 00ELT3014

Program: ST Cert

Fall 2021

Total Enrollment: 1 100.0% Male: 1 100.0% FT: Avg Age: 19.3
 Minority: Female: PT: 1 100.0% Feeder Enrl:

Feeder H.S. Enrollees	#	%	Age	#	%
Carbondale			<= 17		
Carterville			18-20	1	100.0%
Crab Orchard			21-25		
DuQuoin			26-30		
Elverado			31-40		
Herrin			41-50		
Johnston City			51-60		
Marion			61-70		
Murphysboro			71-80		
West Frankfort			81+		
Trico			Unk		
Feeder H.S. Total			Total	1	100.0%
Agape Christian			Avg	19.3	
GED			<21	1	100.0%
			>60		



Demographics	Male						Female						Grand Total					
	Full-time		Part-time		Male Total		Full-time		Part-time		Female Total		Full-time		Part-time		Grand Total	
	#	%	#	%	#	%	#	%	#	%	#	%	#	%	#	%	#	%
Asian																		
American Indian / Alaskan Native																		
Black or African American																		
Hispanic																		
White			1	100.0%	1	100.0%									1	100.0%	1	100.0%
Native Hawaiian or Pacific Islander																		
Multiple Ethnicities																		
Unknown																		
Totals			1	100.0%	1	100.0%									1	100.0%	1	100.0%



Electronics Technician

Spring 2022

CIP Code: 47.0101

Curriculum Code: 00ELT3014

Program: ST Cert

Total Enrollment: 1 100.0%

Male: 1 100.0%

FT:

Avg Age: 19.7

Minority:

Female:

PT: 1 100.0%

Feeder Enrl:


Feeder H.S. Enrollees

	#	%
Carbondale		
Carterville		
Crab Orchard		
DuQuoin		
Elverado		
Herrin		
Johnston City		
Marion		
Murphysboro		
West Frankfort		
Trico		
Feeder H.S. Total		
Agape Christian		
GED		

Age	#	%
<= 17		
18-20	1	100.0%
21-25		
26-30		
31-40		
41-50		
51-60		
61-70		
71-80		
81+		
Unk		
Total	1	100.0%
Avg	19.7	
<21	1	100.0%
>60		

Enrollments

SP '17	
SP '18	
SP '19	
SP '20	
SP '21	
SP '22	1



Graduates

SP '17	
SP '18	
SP '19	
SP '20	
SP '21	
SP '22	-



Demographics	Male						Female						Grand Total					
	Full-time		Part-time		Male Total		Full-time		Part-time		Female Total		Full-time		Part-time		Grand Total	
	#	%	#	%	#	%	#	%	#	%	#	%	#	%	#	%	#	%
Asian																		
American Indian / Alaskan Native																		
Black or African American																		
Hispanic																		
White			1	100.0%	1	100.0%									1	100.0%	1	100.0%
Native Hawaiian or Pacific Islander																		
Multiple Ethnicities																		
Unknown																		
Totals			1	100.0%	1	100.0%									1	100.0%	1	100.0%

Short-Term Certificate

Home Performance Specialist

CIP Code: **15.0503**

Curriculum Code: **HAC 2016**



Home Performance Specialist

Summer 2021

CIP Code:

15.0503

Curriculum Code:

HAC 2016

Program:

ST Cert

Total Enrollment:

Male:

FT:

Avg Age:

Minority:

Female:

PT:

Feeder Enrl:

Feeder H.S. Enrollees

#

%

Age

#

%

Enrollments

Carbondale

< = 17

SM '16

-

Cartersville

18-20

SM '17

-

Crab Orchard

21-25

SM '18

-

DuQuoin

26-30

SM '19

-

Elverado

31-40

SM '20

-

Herrin

41-50

SM '21

-

Johnston City

51-60

Marion

61-70

Murphysboro

71-80

West Frankfort

81+

Trico

Unk

Feeder H.S. Total

Total

Agape Christian

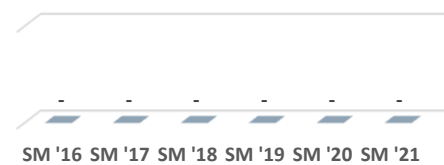
Avg

GED

<21

>60

Enrollments



Graduates

Graduates

SM '16

-

SM '17

-

SM '18

-

SM '19


-

SM '20

-

SM '21

-



Demographics	Male						Female						Grand Total					
	Full-time		Part-time		Male Total		Full-time		Part-time		Female Total		Full-time		Part-time		Grand Total	
	#	%	#	%	#	%	#	%	#	%	#	%	#	%	#	%	#	%
Asian																		
American Indian / Alaskan Native																		
Black or African American																		
Hispanic																		
White																		
Native Hawaiian or Pacific Islander																		
Multiple Ethnicities																		
Unknown																		
Totals																		



Home Performance Specialist

Fall 2021

CIP Code:

15.0503

Curriculum Code:

HAC 2016

Program:

ST Cert

Total Enrollment:

Male:

FT:

Avg Age:

Minority:

Female:

PT:

Feeder Enrl:

Feeder H.S. Enrollees

#

%

Age

#

%

Enrollments

Carbondale

< = 17

FL '16

-

Cartersville

18-20

FL '17

-

Crab Orchard

21-25

FL '18

1

DuQuoin

26-30

FL '19

3

Elverado

31-40

FL '20

1

Herrin

41-50

FL '21

-

Johnston City

51-60

FL '16

-

Marion

61-70

FL '17

-

Murphysboro

71-80

FL '18

-

West Frankfort

81+

FL '19

-

Trico

Unk

FL '20

-

Feeder H.S. Total

Total

FL '21

-

Agape Christian

Avg

FL '16

-

GED

<21

FL '17

-

>60

FL '18

-

FL '19

-

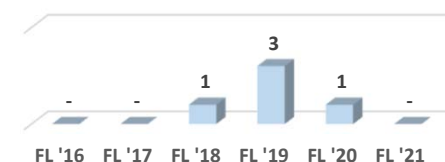
FL '20

-

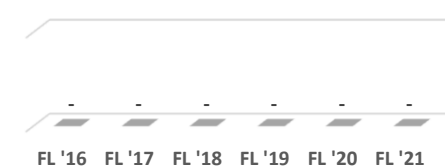
FL '21

-

Enrollments



Graduates



Demographics	Male						Female						Grand Total					
	Full-time		Part-time		Male Total		Full-time		Part-time		Female Total		Full-time		Part-time		Grand Total	
	#	%	#	%	#	%	#	%	#	%	#	%	#	%	#	%	#	%
Asian																		
American Indian / Alaskan Native																		
Black or African American																		
Hispanic																		
White																		
Native Hawaiian or Pacific Islander																		
Multiple Ethnicities																		
Unknown																		
Totals																		



Home Performance Specialist

Spring 2022

CIP Code:

15.0503

Curriculum Code:

HAC 2016

Program:

ST Cert

Total Enrollment:

Male:

FT:

Avg Age:

Minority:

Female:

PT:

Feeder Enrl:

Feeder H.S. Enrollees

#

%

Age

#

%

Enrollments

Carbondale

Carterville

Crab Orchard

DuQuoin

Elverado

Herrin

Johnston City

Marion

Murphysboro

West Frankfort

Trico

Feeder H.S. Total

Agape Christian

GED

< = 17

18-20

21-25

26-30

31-40

41-50

51-60

61-70

71-80

81+

Unk

Total

Avg

<21

>60

SP '17

SP '18

SP '19

SP '20

SP '21

SP '22

Graduates

SP '17

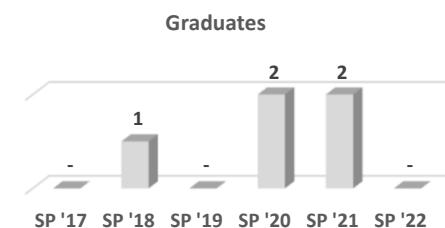
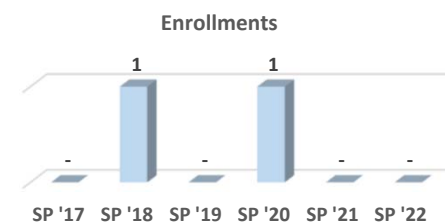
SP '18

SP '19

SP '20

SP '21

SP '22



Demographics	Male						Female						Grand Total					
	Full-time		Part-time		Male Total		Full-time		Part-time		Female Total		Full-time		Part-time		Grand Total	
	#	%	#	%	#	%	#	%	#	%	#	%	#	%	#	%	#	%
Asian																		
American Indian / Alaskan Native																		
Black or African American																		
Hispanic																		
White																		
Native Hawaiian or Pacific Islander																		
Multiple Ethnicities																		
Unknown																		
Totals																		

Short-Term Certificate

Industrial PLC Systems

CIP Code: 15.0303

Curriculum Code: 00ELT3013



Industrial PLC Systems

CIP Code: 15.0303

Curriculum Code: 00ELT3013

Program: ST Cert

Summer 2021

Total Enrollment:

Male:

FT:

Avg Age:

Minority:

Female:

PT:

Feeder Enrl:

Feeder H.S. Enrollees

%

Age # %

Enrollments

Carbondale

Carterville

Crab Orchard

DuQuoin

Elverado

Herrin

Johnston City

Marion

Murphysboro

West Frankfort

Trico

Feeder H.S. Total

Agape Christian

GED

< = 17

18-20

21-25

26-30

31-40

41-50

51-60

61-70

71-80

81+

Unk

Total

Avg

<21

>60

SM '16

SM '17

SM '18

SM '19

SM '20

SM '21

Graduates

SM '16

SM '17

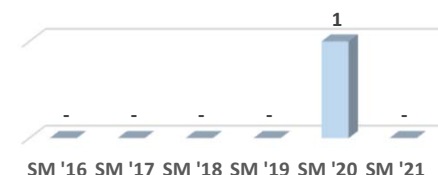
SM '18

SM '19


SM '20

SM '21

Enrollments



Graduates



Demographics	Male						Female						Grand Total					
	Full-time		Part-time		Male Total		Full-time		Part-time		Female Total		Full-time		Part-time		Grand Total	
	#	%	#	%	#	%	#	%	#	%	#	%	#	%	#	%	#	%
Asian																		
American Indian / Alaskan Native																		
Black or African American																		
Hispanic																		
White																		
Native Hawaiian or Pacific Islander																		
Multiple Ethnicities																		
Unknown																		
Totals																		



Industrial PLC Systems

CIP Code: 15.0303

Curriculum Code: 00ELT3013

Program: ST Cert

Fall 2021

Total Enrollment: 1 100.0%

Male: 1 100.0%

FT:

Avg Age: 26.3

Minority:

Female:

PT: 1 100.0%

Feeder Enrl:

Feeder H.S. Enrollees

%

Carbondale

Carterville

Crab Orchard

DuQuoin

Elverado

Herrin

Johnston City

Marion

Murphysboro

West Frankfort

Trico

Feeder H.S. Total

Agape Christian

GED

Age # %

< = 17

18-20

21-25

26-30 1 100.0%

31-40

41-50

51-60

61-70

71-80

81+

Unk

Total 1 100.0%

Avg 26.3

<21

>60

Enrollments

FL '16 1

FL '17 -

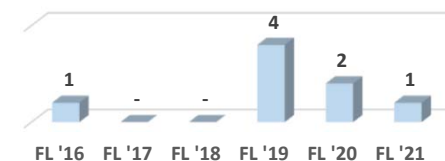
FL '18 -

FL '19 4

FL '20 2

FL '21 1

Enrollments



Graduates

FL '16 -

FL '17 2

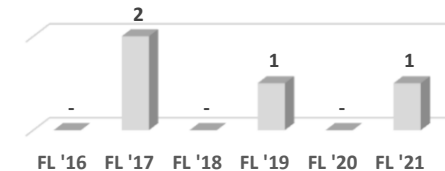
FL '18 -

FL '19 1

FL '20 -

FL '21 1

Graduates



Demographics	Male						Female						Grand Total					
	Full-time		Part-time		Male Total		Full-time		Part-time		Female Total		Full-time		Part-time		Grand Total	
	#	%	#	%	#	%	#	%	#	%	#	%	#	%	#	%	#	%
Asian																		
American Indian / Alaskan Native																		
Black or African American																		
Hispanic																		
White			1	100.0%	1	100.0%									1	100.0%	1	100.0%
Native Hawaiian or Pacific Islander																		
Multiple Ethnicities																		
Unknown																		
Totals			1	100.0%	1	100.0%									1	100.0%	1	100.0%



Industrial PLC Systems

CIP Code: 15.0303

Curriculum Code:

00ELT3013

Program:

ST Cert

Spring 2022

Total Enrollment:

Male:

FT:

Avg Age:

Minority:

Female:

PT:

Feeder Enrl:

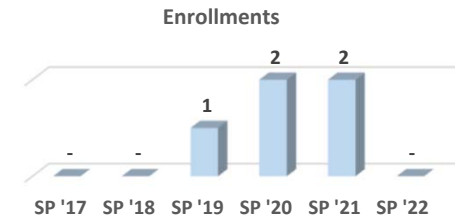
Feeder H.S. Enrollees

	#	%
Carbondale		
Carterville		
Crab Orchard		
DuQuoin		
Elverado		
Herrin		
Johnston City		
Marion		
Murphysboro		
West Frankfort		
Trico		
Feeder H.S. Total		
Agape Christian		
GED		

Age	#	%
<= 17		
18-20		
21-25		
26-30		
31-40		
41-50		
51-60		
61-70		
71-80		
81+		
Unk		
Total		
Avg		
<21		
>60		

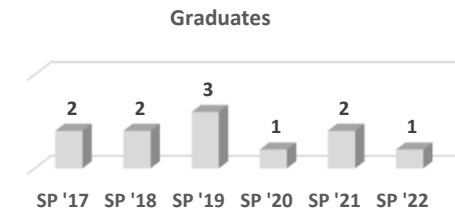
Enrollments

SP '17	-
SP '18	-
SP '19	1
SP '20	2
SP '21	2
SP '22	-



Graduates

SP '17	2
SP '18	2
SP '19	3
SP '20	1
SP '21	2
SP '22	1



Demographics	Male						Female						Grand Total					
	Full-time		Part-time		Male Total		Full-time		Part-time		Female Total		Full-time		Part-time		Grand Total	
	#	%	#	%	#	%	#	%	#	%	#	%	#	%	#	%	#	%
Asian																		
American Indian / Alaskan Native																		
Black or African American																		
Hispanic																		
White																		
Native Hawaiian or Pacific Islander																		
Multiple Ethnicities																		
Unknown																		
Totals																		

Short-Term Certificate

Information System Technician

CIP Code: **47.0104**

Curriculum Code: **ELT 0106**



Information System Technician

Summer 2021

CIP Code:

47.0104

Curriculum Code:

ELT 0106

Program:

ST Cert

Total Enrollment:

Male:

FT:

Avg Age:

Minority:

Female:

PT:

Feeder Enrl:

Feeder H.S. Enrollees

%

Age # %

Enrollments

Carbondale

< = 17

SM '16 1

Carterville

18-20

SM '17 1

Crab Orchard

21-25

SM '18 2

DuQuoin

26-30

SM '19 1

Elverado

31-40

SM '20 -

Herrin

41-50

SM '21 -

Johnston City

51-60

Marion

61-70

Murphysboro

71-80

West Frankfort

81+

Trico

Unk

Feeder H.S. Total

Total

Agape Christian

Avg

GED

<21

>60

Graduates

SM '16 -

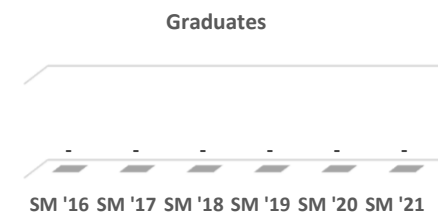
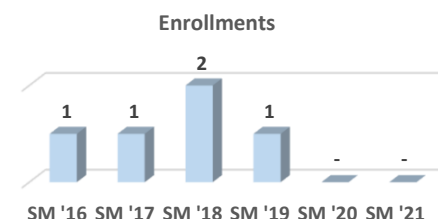
SM '17 -

SM '18 -

SM '19 -

SM '20 -

SM '21 -



Demographics	Male						Female						Grand Total					
	Full-time		Part-time		Male Total		Full-time		Part-time		Female Total		Full-time		Part-time		Grand Total	
	#	%	#	%	#	%	#	%	#	%	#	%	#	%	#	%	#	%
Asian																		
American Indian / Alaskan Native																		
Black or African American																		
Hispanic																		
White																		
Native Hawaiian or Pacific Islander																		
Multiple Ethnicities																		
Unknown																		
Totals																		



Information System Technician

Fall 2021

CIP Code:

47.0104

Curriculum Code:

ELT 0106

Program:

ST Cert

Total Enrollment:

Male:

FT:

Avg Age:

Minority:

Female:

PT:

Feeder Enrl:

Feeder H.S. Enrollees

#

%

Age

#

%

Carbondale

Cartersville

Crab Orchard

DuQuoin

Elverado

Herrin

Johnston City

Marion

Murphysboro

West Frankfort

Trico

Feeder H.S. Total

Agape Christian

GED

< = 17

18-20

21-25

26-30

31-40

41-50

51-60

61-70

71-80

81+

Unk

Total

Avg

<21

>60

Enrollments

FL '16

4

FL '17

1

FL '18

1

FL '19

1

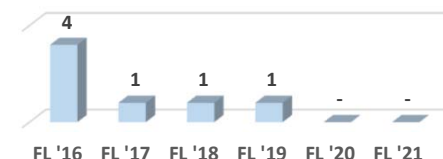
FL '20

-

FL '21

-

Enrollments



Graduates

FL '16

-

FL '17

1

FL '18

-

FL '19

-

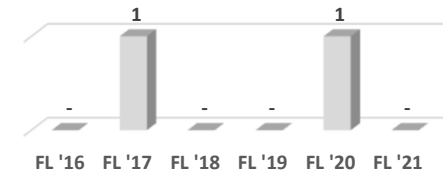
FL '20

1

FL '21

-

Graduates



Demographics	Male						Female						Grand Total					
	Full-time		Part-time		Male Total		Full-time		Part-time		Female Total		Full-time		Part-time		Grand Total	
	#	%	#	%	#	%	#	%	#	%	#	%	#	%	#	%	#	%
Asian																		
American Indian / Alaskan Native																		
Black or African American																		
Hispanic																		
White																		
Native Hawaiian or Pacific Islander																		
Multiple Ethnicities																		
Unknown																		
Totals																		



Information System Technician

Spring 2022

CIP Code:

47.0104

Curriculum Code:

ELT 0106

Program:

ST Cert

Total Enrollment: 1 100.0%

Male:

FT:

Avg Age: 26.8

Minority:

Female: 1 100.0%

PT:

1 100.0%

Feeder Enrl:

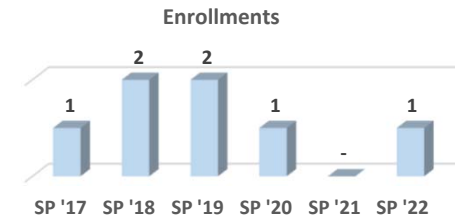
Feeder H.S. Enrollees

	#	%
Carbondale		
Carterville		
Crab Orchard		
DuQuoin		
Elverado		
Herrin		
Johnston City		
Marion		
Murphysboro		
West Frankfort		
Trico		
Feeder H.S. Total		
Agape Christian		
GED		

Age	#	%
<= 17		
18-20		
21-25		
26-30	1	100.0%
31-40		
41-50		
51-60		
61-70		
71-80		
81+		
Unk		
Total	1	100.0%
Avg	26.8	
<21		
>60		

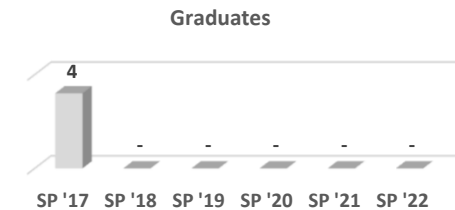
Enrollments

SP '17	1
SP '18	2
SP '19	2
SP '20	1
SP '21	-
SP '22	1



Graduates

SP '17	4
SP '18	-
SP '19	-
SP '20	-
SP '21	-
SP '22	-



Demographics	Male						Female						Grand Total					
	Full-time		Part-time		Male Total		Full-time		Part-time		Female Total		Full-time		Part-time		Grand Total	
	#	%	#	%	#	%	#	%	#	%	#	%	#	%	#	%	#	%
Asian																		
American Indian / Alaskan Native																		
Black or African American																		
Hispanic																		
White							1	100.0%			1	100.0%			1	100.0%	1	100.0%
Native Hawaiian or Pacific Islander																		
Multiple Ethnicities																		
Unknown																		
Totals							1	100.0%			1	100.0%			1	100.0%	1	100.0%

Short-Term Certificate

Medical Clerk

CIP Code: 51.0716

Curriculum Code: 00BUS0017



Medical Clerk

CIP Code: 51.0716

Curriculum Code: 00BUS0017

Program: ST Cert

Summer 2021

Total Enrollment:

Male:

FT:

Avg Age:

Minority:

Female:

PT:

Feeder Enrl:

Feeder H.S. Enrollees

%

Age # %

Enrollments

Carbondale

Cartersville

Crab Orchard

DuQuoin

Elverado

Herrin

Johnston City

Marion

Murphysboro

West Frankfort

Trico

Feeder H.S. Total

Agape Christian

GED

< = 17

18-20

21-25

26-30

31-40

41-50

51-60

61-70

71-80

81+

Unk

Total

Avg

<21

>60

SM '16 2

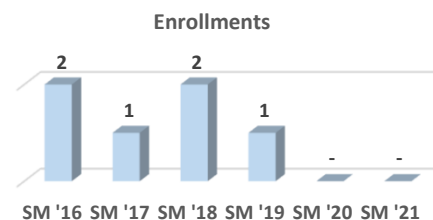
SM '17 1

SM '18 2

SM '19 1

SM '20 -

SM '21 -



Graduates

SM '16 -

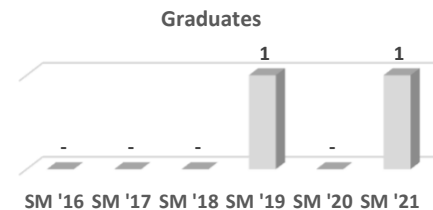
SM '17 -

SM '18 -

SM '19 1

SM '20 -

SM '21 1



Demographics	Male						Female						Grand Total					
	Full-time		Part-time		Male Total		Full-time		Part-time		Female Total		Full-time		Part-time		Grand Total	
	#	%	#	%	#	%	#	%	#	%	#	%	#	%	#	%	#	%
Asian																		
American Indian / Alaskan Native																		
Black or African American																		
Hispanic																		
White																		
Native Hawaiian or Pacific Islander																		
Multiple Ethnicities																		
Unknown																		
Totals																		



Medical Clerk

CIP Code: 51.0716

Curriculum Code: 00BUS0017

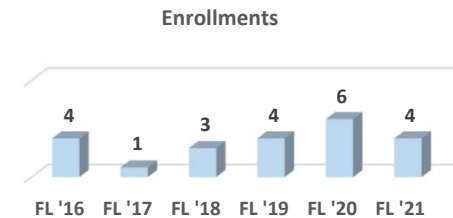
Program: ST Cert

Fall 2021

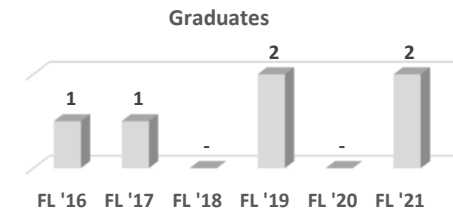
Total Enrollment:	4	100.0%	Male:	1	25.0%	FT:		Avg Age:	34.9
Minority:	1	25.0%	Female:	3	75.0%	PT:	4	100.0%	Feeder Enrl:

Feeder H.S. Enrollees	#	%	Age	#	%
Carbondale			<= 17		
Carterville			18-20		
Crab Orchard			21-25		
DuQuoin			26-30	1	25.0%
Elverado			31-40	2	50.0%
Herrin			41-50	1	25.0%
Johnston City			51-60		
Marion			61-70		
Murphysboro			71-80		
West Frankfort			81+		
Trico			Unk		
Feeder H.S. Total			Total	4	100.0%
Agape Christian			Avg	34.9	
GED	1	25.0%	<21		
			>60		

Enrollments	
FL '16	4
FL '17	1
FL '18	3
FL '19	4
FL '20	6
FL '21	4



Graduates	
FL '16	1
FL '17	1
FL '18	-
FL '19	2
FL '20	-
FL '21	2



Demographics	Male						Female						Grand Total					
	Full-time		Part-time		Male Total		Full-time		Part-time		Female Total		Full-time		Part-time		Grand Total	
	#	%	#	%	#	%	#	%	#	%	#	%	#	%	#	%	#	%
Asian									1	25.0%	1	25.0%			1	25.0%	1	25.0%
American Indian / Alaskan Native																		
Black or African American																		
Hispanic																		
White			1	25.0%	1	25.0%			2	50.0%	2	50.0%			3	75.0%	3	75.0%
Native Hawaiian or Pacific Islander																		
Multiple Ethnicities																		
Unknown																		
Totals			1	25.0%	1	25.0%			3	75.0%	3	75.0%			4	100.0%	4	100.0%



Medical Clerk

CIP Code: 51.0716

Curriculum Code: 00BUS0017

Program: ST Cert

Spring 2022

Total Enrollment: 2 100.0%

Male: 1 50.0%

FT: 1 50.0%

Avg Age: 31.5

Minority:

Female: 1 50.0%

PT: 1 50.0%

Feeder Enrl:

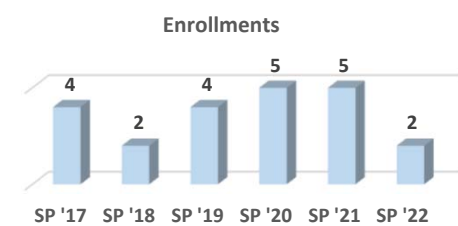
Feeder H.S. Enrollees

	#	%
Carbondale		
Carterville		
Crab Orchard		
DuQuoin		
Elverado		
Herrin		
Johnston City		
Marion		
Murphysboro		
West Frankfort		
Trico		
Feeder H.S. Total		
Agape Christian		
GED	1	50.0%

Age	#	%
<= 17		
18-20		
21-25		
26-30		
31-40	2	100.0%
41-50		
51-60		
61-70		
71-80		
81+		
Unk		
Total	2	100.0%
Avg	31.5	
<21		
>60		

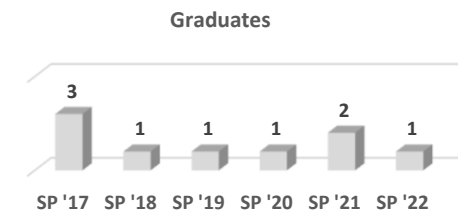
Enrollments

SP '17	4
SP '18	2
SP '19	4
SP '20	5
SP '21	5
SP '22	2



Graduates

SP '17	3
SP '18	1
SP '19	1
SP '20	1
SP '21	2
SP '22	1



Demographics	Male						Female						Grand Total					
	Full-time		Part-time		Male Total		Full-time		Part-time		Female Total		Full-time		Part-time		Grand Total	
	#	%	#	%	#	%	#	%	#	%	#	%	#	%	#	%	#	%
Asian																		
American Indian / Alaskan Native																		
Black or African American																		
Hispanic																		
White			1	50.0%	1	50.0%	1	50.0%			1	50.0%	1	50.0%	1	50.0%	2	100.0%
Native Hawaiian or Pacific Islander																		
Multiple Ethnicities																		
Unknown																		
Totals			1	50.0%	1	50.0%	1	50.0%			1	50.0%	1	50.0%	1	50.0%	2	100.0%

Short-Term Certificate

Nursing Assistant

CIP Code: 51.3902

Curriculum Code: 00NAD0055



Nursing Assistant

CIP Code: 51.3902

Curriculum Code: 00NAD0055

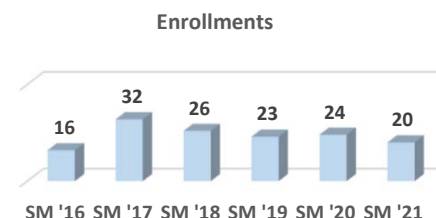
Program: ST Cert

Summer 2021

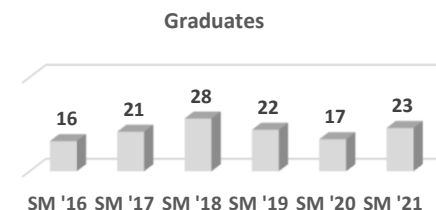
Total Enrollment:	20	100.0%	Male:	3	15.0%	FT:	16	80.0%	Avg Age:	21.6
Minority:	3	15.0%	Female:	17	85.0%	PT:	4	20.0%	Feeder Enrl:	15 75.0%

Feeder H.S. Enrollees	#	%	Age	#	%
Carbondale	3	15.0%	< = 17	8	40.0%
Carterville	4	20.0%	18-20	5	25.0%
Crab Orchard			21-25	5	25.0%
DuQuoin	1	5.0%	26-30	1	5.0%
Elverado	1	5.0%	31-40		
Herrin			41-50		
Johnston City	1	5.0%	51-60		
Marion	3	15.0%	61-70	1	5.0%
Murphysboro			71-80		
West Frankfort	1	5.0%	81+		
Trico	1	5.0%	Unk		
Feeder H.S. Total	15	75.0%	Total	20	100.0%
Agape Christian			Avg	21.6	
GED			<21	13	65.0%
			>60	1	5.0%

Enrollments	
SM '16	16
SM '17	32
SM '18	26
SM '19	23
SM '20	24
SM '21	20



Graduates	
SM '16	16
SM '17	21
SM '18	28
SM '19	22
SM '20	17
SM '21	23



Demographics	Male						Female						Grand Total					
	Full-time		Part-time		Male Total		Full-time		Part-time		Female Total		Full-time		Part-time		Grand Total	
	#	%	#	%	#	%	#	%	#	%	#	%	#	%	#	%	#	%
Asian																		
American Indian / Alaskan Native																		
Black or African American	1	5.0%			1	5.0%							1	5.0%			1	5.0%
Hispanic	1	5.0%			1	5.0%	1	5.0%			1	5.0%	2	10.0%			2	10.0%
White	1	5.0%			1	5.0%	11	55.0%	4	20.0%	15	75.0%	12	60.0%	4	20.0%	16	80.0%
Native Hawaiian or Pacific Islander																		
Multiple Ethnicities																		
Unknown							1	5.0%			1	5.0%	1	5.0%			1	5.0%
Totals	3	15.0%			3	15.0%	13	65.0%	4	20.0%	17	85.0%	16	80.0%	4	20.0%	20	100.0%



Nursing Assistant

Fall 2021

CIP Code: 51.3902

Curriculum Code: 00NAD0055

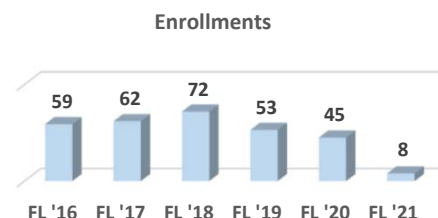
Program: ST Cert

Total Enrollment:	8	100.0%	Male:	3	37.5%	FT:	2	25.0%	Avg Age:	23.4
Minority:	2	25.0%	Female:	1	12.5%	PT:	6	75.0%	Feeder Enrl:	4 50.0%

Feeder H.S. Enrollees	#	%	Age	#	%
Carbondale	1	12.5%	< = 17	1	12.5%
Cartersville			18-20	2	25.0%
Crab Orchard			21-25	3	37.5%
DuQuoin	1	12.5%	26-30	2	25.0%
Elverado			31-40		
Herrin			41-50		
Johnston City			51-60		
Marion	1	12.5%	61-70		
Murphysboro			71-80		
West Frankfort	1	12.5%	81+		
Trico			Unk		
Feeder H.S. Total	4	50.0%	Total	8	100.0%
Agape Christian			Avg	23.4	
GED			<21	3	37.5%
			>60		

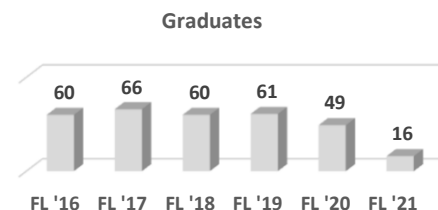
Enrollments

FL '16	59
FL '17	62
FL '18	72
FL '19	53
FL '20	45
FL '21	8



Graduates

FL '16	60
FL '17	66
FL '18	60
FL '19	61
FL '20	49
FL '21	16



Demographics	Male						Female						Grand Total					
	Full-time		Part-time		Male Total		Full-time		Part-time		Female Total		Full-time		Part-time		Grand Total	
	#	%	#	%	#	%	#	%	#	%	#	%	#	%	#	%	#	%
Asian			1	12.5%	1	12.5%									1	12.5%	1	12.5%
American Indian / Alaskan Native																		
Black or African American									1	12.5%	1	12.5%			1	12.5%	1	12.5%
Hispanic																		
White	2	25.0%			2	25.0%			4	50.0%			2	25.0%	4	50.0%	6	75.0%
Native Hawaiian or Pacific Islander																		
Multiple Ethnicities																		
Unknown																		
Totals	2	25.0%	1	12.5%	3	37.5%			5	62.5%	1	12.5%	2	25.0%	6	75.0%	8	100.0%



Nursing Assistant

CIP Code: 51.3902

Curriculum Code:

00NAD0055

Program:

ST Cert

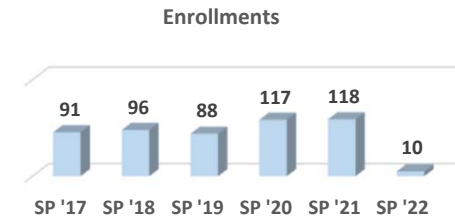
Spring 2022

Total Enrollment:	10	100.0%	Male:	1	10.0%	FT:		Avg Age:	27.8		
Minority:	3	30.0%	Female:	3	30.0%	PT:	10	100.0%	Feeder Enrl:	4	40.0%

Feeder H.S. Enrollees	#	%	Age	#	%
Carbondale	2	20.0%	<= 17		
Carterville			18-20	1	10.0%
Crab Orchard			21-25	3	30.0%
DuQuoin			26-30	4	40.0%
Elverado			31-40	1	10.0%
Herrin			41-50		
Johnston City			51-60	1	10.0%
Marion	1	10.0%	61-70		
Murphysboro	1	10.0%	71-80		
West Frankfort			81+		
Trico			Unk		
Feeder H.S. Total	4	40.0%	Total	10	100.0%
Agape Christian			Avg	27.8	
GED	3	30.0%	<21	1	10.0%
			>60		

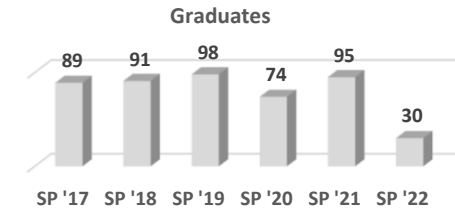
Enrollments

SP '17	91
SP '18	96
SP '19	88
SP '20	117
SP '21	118
SP '22	10



Graduates

SP '17	89
SP '18	91
SP '19	98
SP '20	74
SP '21	95
SP '22	30



Demographics	Male						Female						Grand Total					
	Full-time		Part-time		Male Total		Full-time		Part-time		Female Total		Full-time		Part-time		Grand Total	
	#	%	#	%	#	%	#	%	#	%	#	%	#	%	#	%	#	%
Asian																		
American Indian / Alaskan Native																		
Black or African American								3	30.0%		3	30.0%			3	30.0%	3	30.0%
Hispanic																		
White			1	10.0%	1	10.0%			6	60.0%					7	70.0%	7	70.0%
Native Hawaiian or Pacific Islander																		
Multiple Ethnicities																		
Unknown																		
Totals			1	10.0%	1	10.0%			9	90.0%	3	30.0%			10	100.0%	10	100.0%

Short-Term Certificate

Office Supervision and Management - Office Assistant

CIP Code: 52.0401

Curriculum Code: 00BUS0016



Office Supervision and Management - Office Assistant

Summer 2021

CIP Code:

52.0401

Curriculum Code:

00BUS0016

Program:

ST Cert

Total Enrollment:

Male:

FT:

Avg Age:

Minority:

Female:

PT:

Feeder Enrl:

Feeder H.S. Enrollees

%

Age # %

Carbondale

< = 17

Carterville

18-20

Crab Orchard

21-25

DuQuoin

26-30

Elverado

31-40

Herrin

41-50

Johnston City

51-60

Marion

61-70

Murphysboro

71-80

West Frankfort

81+

Trico

Unk

Feeder H.S. Total

Total

Agape Christian

Avg

GED

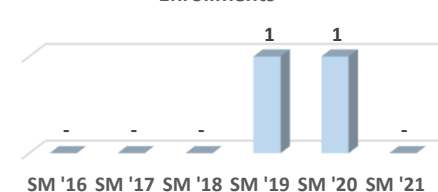
<21

>60

Enrollments

SM '16 -
SM '17 -
SM '18 -
SM '19 1
SM '20 1
SM '21 -

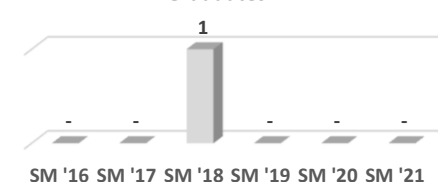
Enrollments



Graduates

SM '16 -
SM '17 -
SM '18 1
SM '19 -
SM '20 -
SM '21 -

Graduates



Demographics	Male						Female						Grand Total					
	Full-time		Part-time		Male Total		Full-time		Part-time		Female Total		Full-time		Part-time		Grand Total	
	#	%	#	%	#	%	#	%	#	%	#	%	#	%	#	%	#	%
Asian																		
American Indian / Alaskan Native																		
Black or African American																		
Hispanic																		
White																		
Native Hawaiian or Pacific Islander																		
Multiple Ethnicities																		
Unknown																		
Totals																		



Office Supervision and Management - Office Assistant

Fall 2021

CIP Code:

52.0401

Curriculum Code:

00BUS0016

Program:

ST Cert

Total Enrollment:

Male:

FT:

Avg Age:

Minority:

Female:

PT:

Feeder Enrl:

Feeder H.S. Enrollees

#

%

Age

#

%

Enrollments

Carbondale

Carterville

Crab Orchard

DuQuoin

Elverado

Herrin

Johnston City

Marion

Murphysboro

West Frankfort

Trico

Feeder H.S. Total

Agape Christian

GED

< = 17

18-20

21-25

26-30

31-40

41-50

51-60

61-70

71-80

81+

Unk

Total

Avg

<21

>60

FL '16

3

FL '17

-

FL '18

1

FL '19

2

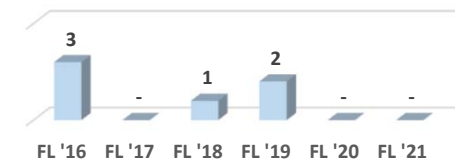
FL '20

-

FL '21

-

Enrollments



Graduates

FL '16

4

FL '17

1

FL '18

-

FL '19

3

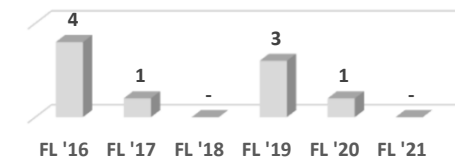
FL '20

1

FL '21

-

Graduates



Demographics	Male						Female						Grand Total					
	Full-time		Part-time		Male Total		Full-time		Part-time		Female Total		Full-time		Part-time		Grand Total	
	#	%	#	%	#	%	#	%	#	%	#	%	#	%	#	%	#	%
Asian																		
American Indian / Alaskan Native																		
Black or African American																		
Hispanic																		
White																		
Native Hawaiian or Pacific Islander																		
Multiple Ethnicities																		
Unknown																		
Totals																		



Office Supervision and Management - Office Assistant

Spring 2022

CIP Code: 52.0401

Curriculum Code: 00BUS0016

Program:

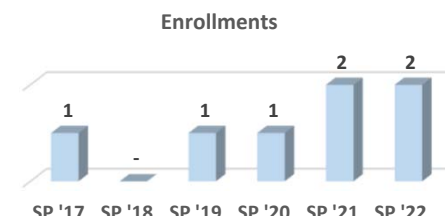
ST Cert

Total Enrollment:	2	100.0%	Male:			FT:			Avg Age:	44.1
Minority:	2	100.0%	Female:	2	100.0%	PT:	2	100.0%	Feeder Enrl:	2 100.0%

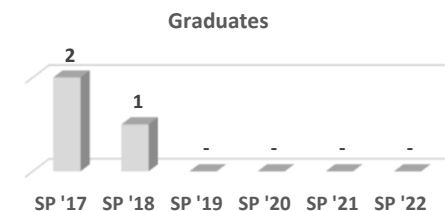
Feeder H.S. Enrollees	#	%
Carbondale	2	100.0%
Carterville		
Crab Orchard		
DuQuoin		
Elverado		
Herrin		
Johnston City		
Marion		
Murphysboro		
West Frankfort		
Trico		
Feeder H.S. Total	2	100.0%
Agape Christian		
GED		

Age	#	%
<= 17		
18-20		
21-25		
26-30		
31-40	1	50.0%
41-50		
51-60	1	50.0%
61-70		
71-80		
81+		
Unk		
Total	2	100.0%
Avg	44.1	
<21		
>60		

Enrollments	
SP '17	1
SP '18	-
SP '19	1
SP '20	1
SP '21	2
SP '22	2



Graduates	
SP '17	2
SP '18	1
SP '19	-
SP '20	-
SP '21	-
SP '22	-



Demographics	Male						Female						Grand Total					
	Full-time		Part-time		Male Total		Full-time		Part-time		Female Total		Full-time		Part-time		Grand Total	
	#	%	#	%	#	%	#	%	#	%	#	%	#	%	#	%	#	%
Asian																		
American Indian / Alaskan Native																		
Black or African American									1	50.0%	1	50.0%			1	50.0%	1	50.0%
Hispanic									1	50.0%	1	50.0%			1	50.0%	1	50.0%
White																		
Native Hawaiian or Pacific Islander																		
Multiple Ethnicities																		
Unknown																		
Totals									2	100.0%	2	100.0%			2	100.0%	2	100.0%

Short-Term Certificate

Paint & Metal Technician - Auto Collision Technology

CIP Code: 47.0603

Curriculum Code: AUT 0115



Paint & Metal Technician - Auto Collision Technology

Summer 2021

CIP Code:

47.0603

Curriculum Code:

AUT 0115

Program:

ST Cert

Total Enrollment:

Male:

FT:

Avg Age:

Minority:

Female:

PT:

Feeder Enrl:

Feeder H.S. Enrollees

#

%

Age

#

%

Enrollments

Carbondale

Carterville

Crab Orchard

DuQuoin

Elverado

Herrin

Johnston City

Marion

Murphysboro

West Frankfort

Trico

Feeder H.S. Total

Agape Christian

GED

< = 17

18-20

21-25

26-30

31-40

41-50

51-60

61-70

71-80

81+

Unk

Total

Avg

<21

>60

SM '16

-

SM '17

-

SM '18

-

SM '19

-

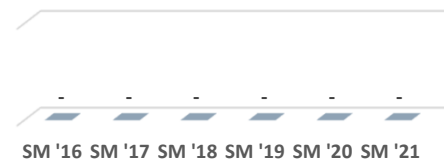
SM '20

-

SM '21

-

Enrollments



Graduates

SM '16

-

SM '17

-

SM '18

-

SM '19

-

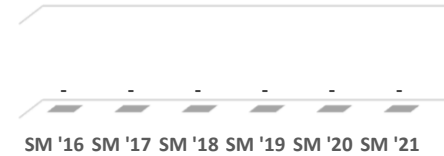
SM '20

-

SM '21

-

Graduates



Demographics	Male						Female						Grand Total					
	Full-time		Part-time		Male Total		Full-time		Part-time		Female Total		Full-time		Part-time		Grand Total	
	#	%	#	%	#	%	#	%	#	%	#	%	#	%	#	%	#	%
Asian																		
American Indian / Alaskan Native																		
Black or African American																		
Hispanic																		
White																		
Native Hawaiian or Pacific Islander																		
Multiple Ethnicities																		
Unknown																		
Totals																		



Paint & Metal Technician - Auto Collision Technology

Fall 2021

CIP Code:

47.0603

Curriculum Code:

AUT 0115

Program:

ST Cert

Total Enrollment: 1 100.0%

Male: 1 100.0%

FT:

Avg Age: 69.4

Minority:

Female:

PT: 1 100.0%

Feeder Enrl:

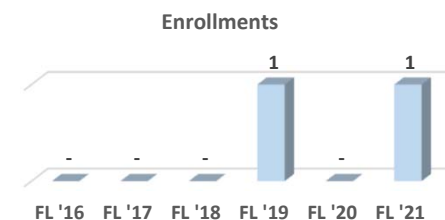
Feeder H.S. Enrollees

	#	%
Carbondale		
Carterville		
Crab Orchard		
DuQuoin		
Elverado		
Herrin		
Johnston City		
Marion		
Murphysboro		
West Frankfort		
Trico		
Feeder H.S. Total		
Agape Christian		
GED		

Age	#	%
<= 17		
18-20		
21-25		
26-30		
31-40		
41-50		
51-60		
61-70	1	100.0%
71-80		
81+		
Unk		
Total	1	100.0%
Avg	69.4	
<21		
>60	1	100.0%

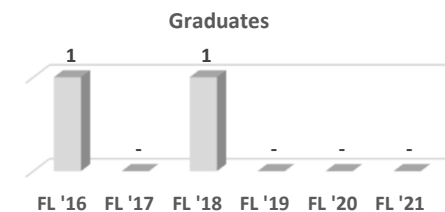
Enrollments

FL '16	-
FL '17	-
FL '18	-
FL '19	1
FL '20	-
FL '21	1



Graduates

FL '16	1
FL '17	-
FL '18	1
FL '19	-
FL '20	-
FL '21	-



Demographics	Male						Female						Grand Total					
	Full-time		Part-time		Male Total		Full-time		Part-time		Female Total		Full-time		Part-time		Grand Total	
	#	%	#	%	#	%	#	%	#	%	#	%	#	%	#	%	#	%
Asian																		
American Indian / Alaskan Native																		
Black or African American																		
Hispanic																		
White			1	100.0%	1	100.0%									1	100.0%	1	100.0%
Native Hawaiian or Pacific Islander																		
Multiple Ethnicities																		
Unknown																		
Totals			1	100.0%	1	100.0%									1	100.0%	1	100.0%



Paint & Metal Technician - Auto Collision Technology

Spring 2022

CIP Code:

47.0603

Curriculum Code:

AUT 0115

Program:

ST Cert

Total Enrollment:

Male:

FT:

Avg Age:

Minority:

Female:

PT:

Feeder Enrl:

Feeder H.S. Enrollees

#

%

Age

#

%

Enrollments

Carbondale

Carterville

Crab Orchard

DuQuoin

Elverado

Herrin

Johnston City

Marion

Murphysboro

West Frankfort

Trico

Feeder H.S. Total

Agape Christian

GED

<= 17

18-20

21-25

26-30

31-40

41-50

51-60

61-70

71-80

81+

Unk

Total

Avg

<21

>60

SP '17

SP '18


SP '19

SP '20

SP '21

SP '22

Enrollments



Graduates

SP '17

SP '18


SP '19

SP '20

SP '21

SP '22

Graduates



Demographics	Male						Female						Grand Total					
	Full-time		Part-time		Male Total		Full-time		Part-time		Female Total		Full-time		Part-time		Grand Total	
	#	%	#	%	#	%	#	%	#	%	#	%	#	%	#	%	#	%
Asian																		
American Indian / Alaskan Native																		
Black or African American																		
Hispanic																		
White																		
Native Hawaiian or Pacific Islander																		
Multiple Ethnicities																		
Unknown																		
Totals																		

Short-Term Certificate

Surveying Technician

CIP Code: **15.1102**

Curriculum Code: **CMG 2020**



Surveying Technician

CIP Code: 15.1102

Curriculum Code:

CMG 2020

Program:

ST Cert

Summer 2021

Total Enrollment:

Male:

FT:

Avg Age:

Minority:

Female:

PT:

Feeder Enrl:

Feeder H.S. Enrollees

#

%

Age

#

%

Enrollments

Enrollments

Carbondale

Cartersville

Crab Orchard

DuQuoin

Elverado

Herrin

Johnston City

Marion

Murphysboro

West Frankfort

Trico

Feeder H.S. Total

Agape Christian

GED

< = 17

18-20

21-25

26-30

31-40

41-50

51-60

61-70

71-80

81+

Unk

Total

Avg

<21

>60

SM '16

SM '17

SM '18

SM '19

SM '20

SM '21

SM '16 SM '17 SM '18 SM '19 SM '20 SM '21

Graduates

Graduates

SM '16

SM '17

SM '18

SM '19

SM '20

SM '21

SM '16 SM '17 SM '18 SM '19 SM '20 SM '21

Demographics	Male						Female						Grand Total					
	Full-time		Part-time		Male Total		Full-time		Part-time		Female Total		Full-time		Part-time		Grand Total	
	#	%	#	%	#	%	#	%	#	%	#	%	#	%	#	%	#	%
Asian																		
American Indian / Alaskan Native																		
Black or African American																		
Hispanic																		
White																		
Native Hawaiian or Pacific Islander																		
Multiple Ethnicities																		
Unknown																		
Totals																		



Surveying Technician

CIP Code: 15.1102

Curriculum Code:

CMG 2020

Program:

ST Cert

Fall 2021

Total Enrollment:

Male:

FT:

Avg Age:

Minority:

Female:

PT:

Feeder Enrl:

Feeder H.S. Enrollees

#

%

Age

#

%

Enrollments

Enrollments

Carbondale

< = 17

FL '16

Carterville

18-20

FL '17

Crab Orchard

21-25

FL '18

DuQuoin

26-30

FL '19

Elverado

31-40

FL '20

Herrin

41-50

FL '21

Johnston City

51-60

Marion

61-70

Murphysboro

71-80

West Frankfort

81+

Trico

Unk

Feeder H.S. Total

Total

Agape Christian

Avg

GED

<21

>60

Graduates

Graduates

FL '16

FL '17

FL '18

FL '19

FL '20

FL '21

Demographics	Male						Female						Grand Total					
	Full-time		Part-time		Male Total		Full-time		Part-time		Female Total		Full-time		Part-time		Grand Total	
	#	%	#	%	#	%	#	%	#	%	#	%	#	%	#	%	#	%
Asian																		
American Indian / Alaskan Native																		
Black or African American																		
Hispanic																		
White																		
Native Hawaiian or Pacific Islander																		
Multiple Ethnicities																		
Unknown																		
Totals																		



Surveying Technician

CIP Code:

15.1102

Curriculum Code:

CMG 2020

Program:

ST Cert

Spring 2022

Total Enrollment:

Male:

FT:

Avg Age:

Minority:

Female:

PT:

Feeder Enrl:

Feeder H.S. Enrollees

#

%

Age

#

%

Enrollments

Enrollments

Carbondale

< = 17

SP '17

Carterville

18-20

SP '18

Crab Orchard

21-25

SP '19

DuQuoin

26-30

SP '20

Elverado

31-40

SP '21

Herrin

41-50

SP '22

Johnston City

51-60

Marion

61-70

Murphysboro

71-80

West Frankfort

81+

Trico

Unk

Feeder H.S. Total

Total

Agape Christian

Avg

GED

<21

>60

Graduates

Graduates

SP '17

SP '18

SP '19

SP '20

SP '21

SP '22

Demographics	Male						Female						Grand Total					
	Full-time		Part-time		Male Total		Full-time		Part-time		Female Total		Full-time		Part-time		Grand Total	
	#	%	#	%	#	%	#	%	#	%	#	%	#	%	#	%	#	%
Asian																		
American Indian / Alaskan Native																		
Black or African American																		
Hispanic																		
White																		
Native Hawaiian or Pacific Islander																		
Multiple Ethnicities																		
Unknown																		
Totals																		

Short-Term Certificate

Welding Technology

CIP Code: 48.0508

Curriculum Code: 00WEL0060



Welding Technology

Summer 2021

CIP Code:

48.0508

Curriculum Code:

00WEL0060

Program:

ST Cert

Total Enrollment:

1 100.0%

Male:

1 100.0%

FT:

1 100.0%

Avg Age:

42.6

Minority:

1 100.0%

Female:

PT:

Feeder Enrl:

Feeder H.S. Enrollees

%

Carbondale
Carterville
Crab Orchard
DuQuoin
Elverado
Herrin
Johnston City
Marion
Murphysboro
West Frankfort
Trico

Feeder H.S. Total

Agape Christian
GED

1 100.0%

Age

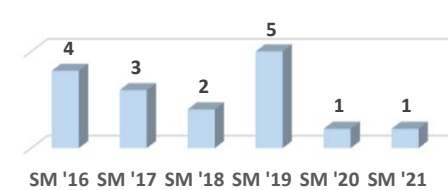
%

< = 17
18-20
21-25
26-30
31-40
41-50 1 100.0%
51-60
61-70
71-80
81+
Unk
Total 1 100.0%
Avg 42.6
<21
>60

Enrollments

SM '16 4
SM '17 3
SM '18 2
SM '19 5
SM '20 1
SM '21 1

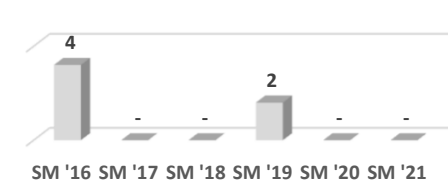
Enrollments



Graduates

SM '16 4
SM '17 -
SM '18 -
SM '19 2
SM '20 -
SM '21 -

Graduates



Demographics	Male						Female						Grand Total					
	Full-time		Part-time		Male Total		Full-time		Part-time		Female Total		Full-time		Part-time		Grand Total	
	#	%	#	%	#	%	#	%	#	%	#	%	#	%	#	%	#	%
Asian																		
American Indian / Alaskan Native																		
Black or African American	1	100.0%			1	100.0%							1	100.0%			1	100.0%
Hispanic																		
White																		
Native Hawaiian or Pacific Islander																		
Multiple Ethnicities																		
Unknown																		
Totals	1	100.0%			1	100.0%							1	100.0%			1	100.0%



Welding Technology

CIP Code: 48.0508

Curriculum Code: 00WEL0060

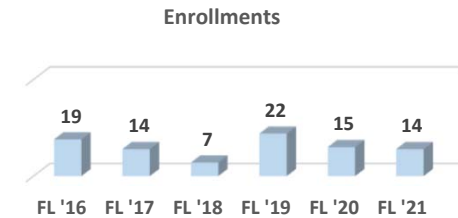
Program: ST Cert

Fall 2021

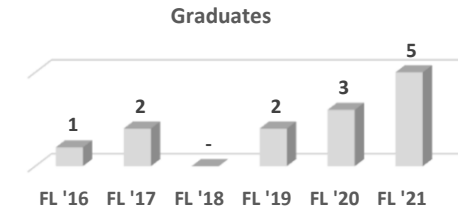
Total Enrollment:	14	100.0%	Male:	13	92.9%	FT:	2	14.3%	Avg Age:	26.6
Minority:	4	28.6%	Female:	1	7.1%	PT:	12	85.7%	Feeder Enrl:	7 50.0%

Feeder H.S. Enrollees	#	%	Age	#	%
Carbondale			<= 17		
Cartersville			18-20	7	50.0%
Crab Orchard	1	7.1%	21-25	3	21.4%
DuQuoin	1	7.1%	26-30		
Elverado			31-40	1	7.1%
Herrin	2	14.3%	41-50	3	21.4%
Johnston City			51-60		
Marion	1	7.1%	61-70		
Murphysboro	2	14.3%	71-80		
West Frankfort			81+		
Trico			Unk		
Feeder H.S. Total	7	50.0%	Total	14	100.0%
Agape Christian			Avg	26.6	
GED	1	7.1%	<21	7	50.0%
			>60		

Enrollments	
FL '16	19
FL '17	14
FL '18	7
FL '19	22
FL '20	15
FL '21	14



Graduates	
FL '16	1
FL '17	2
FL '18	-
FL '19	2
FL '20	3
FL '21	5



Demographics	Male						Female						Grand Total					
	Full-time		Part-time		Male Total		Full-time		Part-time		Female Total		Full-time		Part-time		Grand Total	
	#	%	#	%	#	%	#	%	#	%	#	%	#	%	#	%	#	%
Asian																		
American Indian / Alaskan Native																		
Black or African American	1	7.1%	1	7.1%	2	14.3%							1	7.1%	1	7.1%	2	14.3%
Hispanic																		
White	1	7.1%	6	42.9%	7	50.0%			1	7.1%	1	7.1%	1	7.1%	7	50.0%	8	57.1%
Native Hawaiian or Pacific Islander																		
Multiple Ethnicities			2	14.3%	2	14.3%									2	14.3%	2	14.3%
Unknown			2	14.3%	2	14.3%									2	14.3%	2	14.3%
Totals	2	14.3%	11	78.6%	13	92.9%			1	7.1%	1	7.1%	2	14.3%	12	85.7%	14	100.0%



Welding Technology

CIP Code: 48.0508

Curriculum Code: 00WEL0060

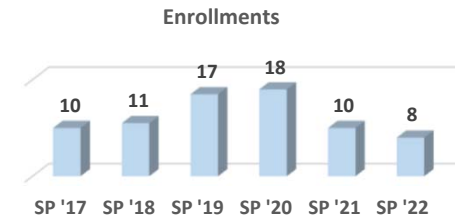
Program: ST Cert

Spring 2022

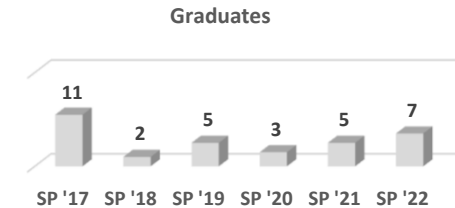
Total Enrollment:	8	100.0%	Male:	8	100.0%	FT:	6	75.0%	Avg Age:	29.4
Minority:	1	12.5%	Female:			PT:	2	25.0%	Feeder Enrl:	4 50.0%

Feeder H.S. Enrollees	#	%	Age	#	%
Carbondale			<= 17		
Carterville			18-20	5	62.5%
Crab Orchard			21-25	1	12.5%
DuQuoin	1	12.5%	26-30		
Elverado			31-40		
Herrin	1	12.5%	41-50	1	12.5%
Johnston City			51-60		
Marion			61-70	1	12.5%
Murphysboro	2	25.0%	71-80		
West Frankfort			81+		
Trico			Unk		
Feeder H.S. Total	4	50.0%	Total	8	100.0%
Agape Christian			Avg	29.4	
GED			<21	5	62.5%
			>60	1	12.5%

Enrollments	
SP '17	10
SP '18	11
SP '19	17
SP '20	18
SP '21	10
SP '22	8



Graduates	
SP '17	11
SP '18	2
SP '19	5
SP '20	3
SP '21	5
SP '22	7



Demographics	Male						Female						Grand Total					
	Full-time		Part-time		Male Total		Full-time		Part-time		Female Total		Full-time		Part-time		Grand Total	
	#	%	#	%	#	%	#	%	#	%	#	%	#	%	#	%	#	%
Asian																		
American Indian / Alaskan Native																		
Black or African American																		
Hispanic																		
White	4	50.0%	2	25.0%	6	75.0%							4	50.0%	2	25.0%	6	75.0%
Native Hawaiian or Pacific Islander																		
Multiple Ethnicities	1	12.5%			1	12.5%							1	12.5%			1	12.5%
Unknown	1	12.5%			1	12.5%							1	12.5%			1	12.5%
Totals	6	75.0%	2	25.0%	8	100.0%							6	75.0%	2	25.0%	8	100.0%