

JOHN A. LOGAN COLLEGE

FY 2020 – 21

*John A. Logan College - Program Data Book
All Active Programs*



JOHN A. LOGAN COLLEGE

FY 2020 – 21

John A. Logan College - Program Data
Associate in Arts



Associate in Arts

Actuarial Science

CIP Code: **27.0199**

Curriculum Code: **000AA0086**



Actuarial Science

CIP Code: 27.0199

Curriculum Code: 000AA0086

Program: AA

Summer 2020

Total Enrollment:

Male:

FT:

Avg Age:

Minority:

Female:

PT:

Feeder Enrl:

Feeder H.S. Enrollees # %

Carbondale		
Cartersville		
Crab Orchard		
DuQuoin		
Elverado		
Herrin		
Johnston City		
Marion		
Murphysboro		
West Frankfort		
Trico		

Feeder H.S. Total

Agape Christian
GED

Age # %

< = 17		
18-20		
21-25		
26-30		
31-40		
41-50		
51-60		
61-70		
71-80		
81+		
Unk		

Total

Avg

<21
>60

Enrollments

SM '15	
SM '16	
SM '17	
SM '18	
SM '19	
SM '20	

Enrollments

SM '15 SM '16 SM '17 SM '18 SM '19 SM '20

Graduates

SM '15	
SM '16	
SM '17	
SM '18	
SM '19	
SM '20	

Graduates

SM '15 SM '16 SM '17 SM '18 SM '19 SM '20

Demographics	Male						Female						Grand Total					
	Full-time		Part-time		Male Total		Full-time		Part-time		Female Total		Full-time		Part-time		Grand Total	
	#	%	#	%	#	%	#	%	#	%	#	%	#	%	#	%	#	%
Asian																		
American Indian / Alaskan Native																		
Black or African American																		
Hispanic																		
White																		
Native Hawaiian or Pacific Islander																		
Unknown																		
Totals																		



Actuarial Science

CIP Code: 27.0199

Curriculum Code: 000AA0086

Program: AA

Fall 2020

Total Enrollment:

Male:

FT:

Avg Age:

Minority:

Female:

PT:

Feeder Enrl:

Feeder H.S. Enrollees

#	%
Carbondale	
Carterville	
Crab Orchard	
DuQuoin	
Elverado	
Herrin	
Johnston City	
Marion	
Murphysboro	
West Frankfort	
Trico	

Feeder H.S. Total

Agape Christian	
GED	

Age

#	%
< = 17	
18-20	
21-25	
26-30	
31-40	
41-50	
51-60	
61-70	
71-80	
81+	
Unk	

Total

Avg	
<21	
>60	

Enrollments

FL '15	
FL '16	
FL '17	
FL '18	
FL '19	
FL '20	-

Enrollments

FL '15 FL '16 FL '17 FL '18 FL '19 FL '20

Graduates

FL '15	
FL '16	
FL '17	
FL '18	
FL '19	
FL '20	-

Graduates

FL '15 FL '16 FL '17 FL '18 FL '19 FL '20

Demographics	Male						Female						Grand Total					
	Full-time		Part-time		Male Total		Full-time		Part-time		Female Total		Full-time		Part-time		Grand Total	
	#	%	#	%	#	%	#	%	#	%	#	%	#	%	#	%	#	%
Asian																		
American Indian / Alaskan Native																		
Black or African American																		
Hispanic																		
White																		
Native Hawaiian or Pacific Islander																		
Unknown																		
Totals																		



Actuarial Science

CIP Code: 27.0199

Curriculum Code: 000AA0086

Program: AA

Spring 2021

Total Enrollment:

Male:

FT:

Avg Age:

Minority:

Female:

PT:

Feeder Enrl:

Feeder H.S. Enrollees

#

%

Age

#

%

Enrollments

Enrollments

Carbondale

< = 17

SP '16

Carterville

18-20

SP '17

Crab Orchard

21-25

SP '18

DuQuoin

26-30

SP '19

Elverado

31-40

SP '20

Herrin

41-50

SP '21

Johnston City

51-60

SP '16 SP '17 SP '18 SP '19 SP '20 SP '21

Marion

61-70

Murphysboro

71-80

Graduates

Graduates

West Frankfort

81+

SP '16

Trico

Unk

SP '17

Feeder H.S. Total

Total

SP '18

Agape Christian

Avg

SP '19

GED

<21

SP '20

>60

SP '21

SP '16 SP '17 SP '18 SP '19 SP '20 SP '21

Demographics	Male						Female						Grand Total					
	Full-time		Part-time		Male Total		Full-time		Part-time		Female Total		Full-time		Part-time		Grand Total	
	#	%	#	%	#	%	#	%	#	%	#	%	#	%	#	%	#	%
Asian																		
American Indian / Alaskan Native																		
Black or African American																		
Hispanic																		
White																		
Native Hawaiian or Pacific Islander																		
Unknown																		
Totals																		

Associate in Arts

Agribusiness Economics

CIP Code: *01.0103*

Curriculum Code: *000AA0086*



Agribusiness Economics

Summer 2020

CIP Code: 01.0103

Curriculum Code: 000AA0086

Program: AA

Total Enrollment: 2 100.0%

Male: 1 50.0%

FT: 2 100.0%

Avg Age: 19.8

Minority:

Female: 1 50.0%

PT:


Feeder Enrl: 2 100.0%

Feeder H.S. Enrollees	#	%
Carbondale		
Carterville		
Crab Orchard	1	50.0%
DuQuoin	1	50.0%
Elverado		
Herrin		
Johnston City		
Marion		
Murphysboro		
West Frankfort		
Trico		
Feeder H.S. Total	2	100.0%
Agape Christian		
GED		

Age	#	%
< = 17		
18-20	2	100.0%
21-25		
26-30		
31-40		
41-50		
51-60		
61-70		
71-80		
81+		
Unk		
Total	2	100.0%
Avg	19.8	
<21	2	100.0%
>=60		

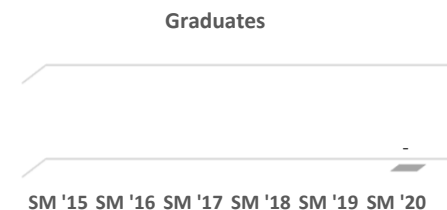
Enrollments

SM '15	
SM '16	
SM '17	
SM '18	
SM '19	-
SM '20	2



Graduates

SM '15	
SM '16	
SM '17	
SM '18	
SM '19	
SM '20	-



Demographics	Male						Female						Grand Total					
	Full-time		Part-time		Male Total		Full-time		Part-time		Female Total		Full-time		Part-time		Grand Total	
	#	%	#	%	#	%	#	%	#	%	#	%	#	%	#	%	#	%
Asian																		
American Indian / Alaskan Native																		
Black or African American																		
Hispanic																		
White			1	50.0%					1	50.0%	1	50.0%			2	100.0%	2	100.0%
Native Hawaiian or Pacific Islander																		
Unknown																		
Totals			1	50.0%					1	50.0%	1	50.0%			2	100.0%	2	100.0%



Agribusiness Economics

Fall 2020

CIP Code: 01.0103

Curriculum Code: 000AA0086

Program: AA

Total Enrollment: 5 100.0%

Male: 4 80.0%

FT: 5 100.0%

Avg Age: 19.7

Minority:

Female: 1 20.0%

PT:

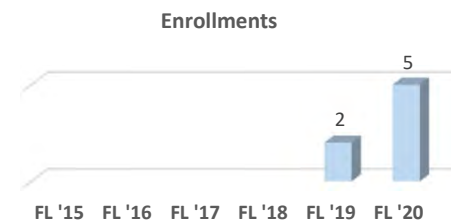
Feeder Enrl: 1 20.0%

Feeder H.S. Enrollees	#	%
Carbondale		
Carterville		
Crab Orchard		
DuQuoin		
Elverado		
Herrin		
Johnston City		
Marion		
Murphysboro		
West Frankfort	1	20.0%
Trico		
Feeder H.S. Total	1	20.0%
Agape Christian		
GED	1	20.0%

Age	#	%
<= 17		
18-20	5	100.0%
21-25		
26-30		
31-40		
41-50		
51-60		
61-70		
71-80		
81+		
Unk		
Total	5	100.0%
Avg	19.7	
<21	5	100.0%
>=60		

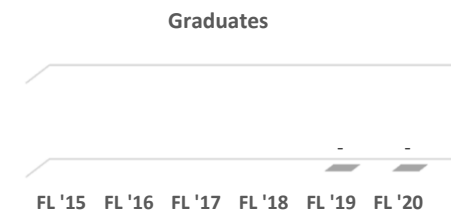
Enrollments

FL '15	
FL '16	
FL '17	
FL '18	
FL '19	2
FL '20	5



Graduates

FL '15	
FL '16	
FL '17	
FL '18	
FL '19	-
FL '20	-



Demographics	Male						Female						Grand Total					
	Full-time		Part-time		Male Total		Full-time		Part-time		Female Total		Full-time		Part-time		Grand Total	
	#	%	#	%	#	%	#	%	#	%	#	%	#	%	#	%	#	%
Asian																		
American Indian / Alaskan Native																		
Black or African American																		
Hispanic																		
White	3	60.0%			3	60.0%	1	20.0%			1	20.0%	4	80.0%			4	80.0%
Native Hawaiian or Pacific Islander																		
Unknown	1	20.0%			1	20.0%							1	20.0%			1	20.0%
Totals	4	80.0%			4	80.0%	1	20.0%			1	20.0%	5	100.0%			5	100.0%



Agribusiness Economics

Spring 2021

CIP Code: 01.0103

Curriculum Code: 000AA0086

Program: AA

Total Enrollment: 3 100.0%

Male: 2 66.7%

FT: 3 100.0%

Avg Age: 31.9

Minority:

Female: 1 33.3%


PT:

Feeder Enrl:

Feeder H.S. Enrollees	#	%	Age	#	%
Carbondale			< = 17		
Carterville			18-20	1	33.3%
Crab Orchard			21-25	1	33.3%
DuQuoin			26-30		
Elverado			31-40		
Herrin			41-50		
Johnston City			51-60	1	33.3%
Marion			61-70		
Murphysboro			71-80		
West Frankfort			81+		
Trico			Unk		
Feeder H.S. Total			Total	3	100.0%
Agape Christian			Avg	31.9	
GED			<21	1	33.3%
			>=60		

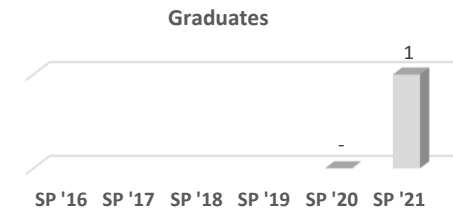
Enrollments

SP '16	
SP '17	
SP '18	
SP '19	
SP '20	4
SP '21	3



Graduates

SP '16	
SP '17	
SP '18	
SP '19	
SP '20	-
SP '21	1



Demographics	Male						Female						Grand Total					
	Full-time		Part-time		Male Total		Full-time		Part-time		Female Total		Full-time		Part-time		Grand Total	
	#	%	#	%	#	%	#	%	#	%	#	%	#	%	#	%	#	%
Asian																		
American Indian / Alaskan Native																		
Black or African American																		
Hispanic																		
White	1	33.3%			1	33.3%							1	33.3%			1	33.3%
Native Hawaiian or Pacific Islander																		
Unknown	1	33.3%			1	33.3%	1	33.3%			1	33.3%	2	66.7%			2	66.7%
Totals	2	66.7%			2	66.7%	1	33.3%			1	33.3%	3	100.0%			3	100.0%

Associate in Arts

Agricultural Mechanization

CIP Code: *01.0201*

Curriculum Code: *000AA0086*



Agricultural Mechanization

Summer 2020

CIP Code: 01.0201

Curriculum Code: 000AA0086

Program: AA

Total Enrollment:

Male:

FT:

Avg Age:

Minority:

Female:

PT:

Feeder Enrl:

Feeder H.S. Enrollees # %

Carbondale		
Cartersville		
Crab Orchard		
DuQuoin		
Elverado		
Herrin		
Johnston City		
Marion		
Murphysboro		
West Frankfort		
Trico		

Feeder H.S. Total

Agape Christian		
GED		

Age # %

< = 17		
18-20		
21-25		
26-30		
31-40		
41-50		
51-60		
61-70		
71-80		
81+		
Unk		

Total

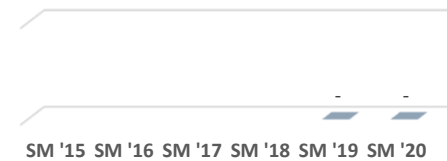
Avg

<21		
>=60		

Enrollments

SM '15	
SM '16	
SM '17	
SM '18	
SM '19	-
SM '20	-

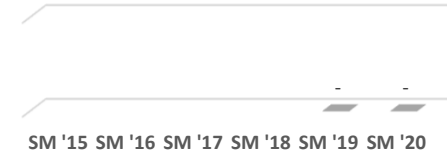
Enrollments



Graduates

SM '15	
SM '16	
SM '17	
SM '18	
SM '19	-
SM '20	-

Graduates



Demographics	Male						Female						Grand Total					
	Full-time		Part-time		Male Total		Full-time		Part-time		Female Total		Full-time		Part-time		Grand Total	
	#	%	#	%	#	%	#	%	#	%	#	%	#	%	#	%	#	%
Asian																		
American Indian / Alaskan Native																		
Black or African American																		
Hispanic																		
White																		
Native Hawaiian or Pacific Islander																		
Unknown																		
Totals																		



Agricultural Mechanization

Fall 2020

CIP Code: 01.0201

Curriculum Code: 000AA0086

Program: AA

Total Enrollment:

Male:

FT:

Avg Age:

Minority:

Female:

PT:

Feeder Enrl:

Feeder H.S. Enrollees

%

Age # %


Enrollments

Enrollments

Carbondale
Carterville
Crab Orchard
DuQuoin
Elverado
Herrin
Johnston City
Marion
Murphysboro
West Frankfort
Trico

< = 17
18-20
21-25
26-30
31-40
41-50
51-60
61-70
71-80
81+
Unk

FL '15
FL '16
FL '17
FL '18
FL '19
FL '20



Feeder H.S. Total

Agape Christian
GED

Total
Avg
<21
>=60

Graduates

Graduates

FL '15
FL '16
FL '17
FL '18
FL '19
FL '20



Demographics	Male						Female						Grand Total					
	Full-time		Part-time		Male Total		Full-time		Part-time		Female Total		Full-time		Part-time		Grand Total	
	#	%	#	%	#	%	#	%	#	%	#	%	#	%	#	%	#	%
Asian																		
American Indian / Alaskan Native																		
Black or African American																		
Hispanic																		
White																		
Native Hawaiian or Pacific Islander																		
Unknown																		
Totals																		



Agricultural Mechanization

Spring 2021

CIP Code: 01.0201

Curriculum Code: 000AA0086

Program: AA

Total Enrollment:

Male:

FT:

Avg Age:

Minority:

Female:

PT:

Feeder Enrl:

Feeder H.S. Enrollees

#

%

Age

#

%

Enrollments

Enrollments

Carbondale

< = 17

SP '16

Carterville

18-20

SP '17

Crab Orchard

21-25

SP '18

DuQuoin

26-30

SP '19

Elverado

31-40

SP '20

Herrin

41-50

SP '21

Johnston City

51-60

SP '16 SP '17 SP '18 SP '19 SP '20 SP '21

Marion

61-70

Murphysboro

71-80

Graduates

Graduates

West Frankfort

81+

SP '16

Trico

Unk

SP '17

Feeder H.S. Total

Total

SP '18

Agape Christian

Avg

SP '19

GED

<21

SP '20

>=60

SP '21

SP '16 SP '17 SP '18 SP '19 SP '20 SP '21

Demographics	Male						Female						Grand Total					
	Full-time		Part-time		Male Total		Full-time		Part-time		Female Total		Full-time		Part-time		Grand Total	
	#	%	#	%	#	%	#	%	#	%	#	%	#	%	#	%	#	%
Asian																		
American Indian / Alaskan Native																		
Black or African American																		
Hispanic																		
White																		
Native Hawaiian or Pacific Islander																		
Unknown																		
Totals																		

Associate in Arts

Agriculture - General

CIP Code: 01.0000

Curriculum Code: 000AA0086



Agriculture - General

Summer 2020

CIP Code: 01.0000

Curriculum Code: 000AA0086

Program: AA

Total Enrollment:

Male:

FT:

Avg Age:

Minority:

Female:

PT:

Feeder Enrl:

Feeder H.S. Enrollees

	#	%
Carbondale		
Cartersville		
Crab Orchard		
DuQuoin		
Elverado		
Herrin		
Johnston City		
Marion		
Murphysboro		
West Frankfort		
Trico		
Feeder H.S. Total		
Agape Christian		
GED		

Age

	#	%
< = 17		
18-20		
21-25		
26-30		
31-40		
41-50		
51-60		
61-70		
71-80		
81+		
Unk		
Total		
Avg		
<21		
>=60		

Enrollments

SM '15	
SM '16	
SM '17	
SM '18	
SM '19	-
SM '20	-

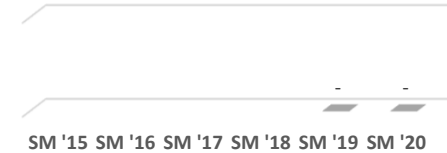
Enrollments



Graduates

SM '15	
SM '16	
SM '17	
SM '18	
SM '19	-
SM '20	-

Graduates



Demographics	Male						Female						Grand Total					
	Full-time		Part-time		Male Total		Full-time		Part-time		Female Total		Full-time		Part-time		Grand Total	
	#	%	#	%	#	%	#	%	#	%	#	%	#	%	#	%	#	%
Asian																		
American Indian / Alaskan Native																		
Black or African American																		
Hispanic																		
White																		
Native Hawaiian or Pacific Islander																		
Unknown																		
Totals																		



Agriculture - General

Fall 2020

CIP Code: 01.0000

Curriculum Code: 000AA0086

Program: AA

Total Enrollment:

Male:

FT:

Avg Age:

Minority:

Female:

PT:

Feeder Enrl:

Feeder H.S. Enrollees

%

Age # %

Enrollments

Enrollments

Carbondale
Carterville
Crab Orchard
DuQuoin
Elverado
Herrin
Johnston City
Marion
Murphysboro
West Frankfort
Trico

< = 17
18-20
21-25
26-30
31-40
41-50
51-60
61-70
71-80
81+
Unk

FL '15
FL '16
FL '17
FL '18
FL '19
FL '20

FL '15 FL '16 FL '17 FL '18 FL '19 FL '20

Feeder H.S. Total

Agape Christian
GED

Total
Avg
<21
>=60

Graduates

Graduates

FL '15
FL '16
FL '17
FL '18
FL '19
FL '20

FL '15 FL '16 FL '17 FL '18 FL '19 FL '20

Demographics	Male						Female						Grand Total					
	Full-time		Part-time		Male Total		Full-time		Part-time		Female Total		Full-time		Part-time		Grand Total	
	#	%	#	%	#	%	#	%	#	%	#	%	#	%	#	%	#	%
Asian																		
American Indian / Alaskan Native																		
Black or African American																		
Hispanic																		
White																		
Native Hawaiian or Pacific Islander																		
Unknown																		
Totals																		



Agriculture - General

Spring 2021

CIP Code: 01.0000

Curriculum Code: 000AA0086

Program: AA


Total Enrollment:	1	100.0%	Male:	1	100.0%	FT:		Avg Age:	21.2
Minority:			Female:			PT:	1 100.0%	Feeder Enrl:	1 100.0%

Feeder H.S. Enrollees	#	%
Carbondale		
Carterville		
Crab Orchard		
DuQuoin		
Elverado		
Herrin		
Johnston City		
Marion	1	100.0%
Murphysboro		
West Frankfort		
Trico		
Feeder H.S. Total	1	100.0%
Agape Christian		
GED		

Age	#	%
<= 17		
18-20		
21-25	1	100.0%
26-30		
31-40		
41-50		
51-60		
61-70		
71-80		
81+		
Unk		
Total	1	100.0%
Avg	21.2	
<21		
>=60		


Enrollments

SP '16	
SP '17	
SP '18	
SP '19	
SP '20	-
SP '21	1



Graduates

SP '16	
SP '17	
SP '18	
SP '19	
SP '20	-
SP '21	-



Demographics	Male						Female						Grand Total					
	Full-time		Part-time		Male Total		Full-time		Part-time		Female Total		Full-time		Part-time		Grand Total	
	#	%	#	%	#	%	#	%	#	%	#	%	#	%	#	%	#	%
Asian																		
American Indian / Alaskan Native																		
Black or African American																		
Hispanic																		
White			1	100.0%	1	100.0%									1	100.0%	1	100.0%
Native Hawaiian or Pacific Islander																		
Unknown																		
Totals			1	100.0%	1	100.0%									1	100.0%	1	100.0%

Associate in Arts

Agriculture Education

CIP Code: 13.1301

Curriculum Code: 000AA0086



Agriculture Education

Summer 2020

CIP Code: 13.1301

Curriculum Code: 000AA0086

Program: AA

Total Enrollment:

Male:

FT:

Avg Age:

Minority:

Female:

PT:

Feeder Enrl:

Feeder H.S. Enrollees

	#	%
Carbondale		
Cartersville		
Crab Orchard		
DuQuoin		
Elverado		
Herrin		
Johnston City		
Marion		
Murphysboro		
West Frankfort		
Trico		
Feeder H.S. Total		
Agape Christian		
GED		

Age

	#	%
< = 17		
18-20		
21-25		
26-30		
31-40		
41-50		
51-60		
61-70		
71-80		
81+		
Unk		
Total		
Avg		
<21		
>=60		

Enrollments

SM '15	
SM '16	
SM '17	
SM '18	
SM '19	-
SM '20	-

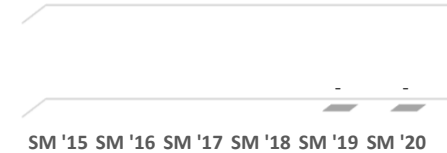
Enrollments



Graduates

SM '15	
SM '16	
SM '17	
SM '18	
SM '19	-
SM '20	-

Graduates



Demographics	Male						Female						Grand Total					
	Full-time		Part-time		Male Total		Full-time		Part-time		Female Total		Full-time		Part-time		Grand Total	
	#	%	#	%	#	%	#	%	#	%	#	%	#	%	#	%	#	%
Asian																		
American Indian / Alaskan Native																		
Black or African American																		
Hispanic																		
White																		
Native Hawaiian or Pacific Islander																		
Unknown																		
Totals																		



Agriculture Education

Fall 2020

CIP Code: 13.1301



Curriculum Code: 000AA0086

Program: AA

Total Enrollment:	2	100.0%	Male:	1	50.0%	FT:	1	50.0%	Avg Age:	20.0
Minority:			Female:	1	50.0%	PT:	1	50.0%	Feeder Enrl:	1 50.0%

Feeder H.S. Enrollees	#	%
Carbondale		
Carterville		
Crab Orchard		
DuQuoin		
Elverado		
Herrin		
Johnston City	1	50.0%
Marion		
Murphysboro		
West Frankfort		
Trico		
Feeder H.S. Total	1	50.0%
Agape Christian		
GED		

Age	#	%
<= 17		
18-20	2	100.0%
21-25		
26-30		
31-40		
41-50		
51-60		
61-70		
71-80		
81+		
Unk		
Total	2	100.0%
Avg	20.0	
<21	2	100.0%
>=60		



Demographics	Male						Female						Grand Total					
	Full-time		Part-time		Male Total		Full-time		Part-time		Female Total		Full-time		Part-time		Grand Total	
	#	%	#	%	#	%	#	%	#	%	#	%	#	%	#	%	#	%
Asian																		
American Indian / Alaskan Native																		
Black or African American																		
Hispanic																		
White			1	50.0%	1	50.0%	1	50.0%			1	50.0%	1	50.0%	1	50.0%	2	100.0%
Native Hawaiian or Pacific Islander																		
Unknown																		
Totals			1	50.0%	1	50.0%	1	50.0%			1	50.0%	1	50.0%	1	50.0%	2	100.0%



Agriculture Education

Spring 2021



CIP Code: 13.1301

Curriculum Code: 000AA0086

Program: AA

Total Enrollment:	2	100.0%	Male:	1	50.0%	FT:	1	50.0%	Avg Age:	20.4
Minority:			Female:	1	50.0%	PT:	1	50.0%	Feeder Enrl:	1 50.0%

Feeder H.S. Enrollees	#	%	Age	#	%
Carbondale			< = 17		
Carterville			18-20	2	100.0%
Crab Orchard			21-25		
DuQuoin			26-30		
Elverado			31-40		
Herrin			41-50		
Johnston City			51-60		
Marion	1	50.0%	61-70		
Murphysboro			71-80		
West Frankfort			81+		
Trico			Unk		
Feeder H.S. Total	1	50.0%	Total	2	100.0%
Agape Christian			Avg	20.4	
GED			<21	2	100.0%
			>=60		



Demographics	Male						Female						Grand Total					
	Full-time		Part-time		Male Total		Full-time		Part-time		Female Total		Full-time		Part-time		Grand Total	
	#	%	#	%	#	%	#	%	#	%	#	%	#	%	#	%	#	%
Asian																		
American Indian / Alaskan Native																		
Black or African American																		
Hispanic																		
White			1	50.0%	1	50.0%	1	50.0%			1	50.0%	1	50.0%	1	50.0%	2	100.0%
Native Hawaiian or Pacific Islander																		
Unknown																		
Totals			1	50.0%	1	50.0%	1	50.0%			1	50.0%	1	50.0%	1	50.0%	2	100.0%

Associate in Arts

Animal Science

CIP Code: **01.0901**

Curriculum Code: **000AA0086**



Animal Science

CIP Code: 01.0901

Curriculum Code: 000AA0086

Program: AA

Summer 2020


Total Enrollment:	2	100.0%	Male:			FT:	1	50.0%	Avg Age:	20.7
Minority:			Female:	2	100.0%	PT:	1	50.0%	Feeder Enrl:	2 100.0%

Feeder H.S. Enrollees	#	%
Carbondale		
Carterville		
Crab Orchard		
DuQuoin	1	50.0%
Elverado		
Herrin		
Johnston City		
Marion		
Murphysboro		
West Frankfort	1	50.0%
Trico		
Feeder H.S. Total	2	100.0%
Agape Christian		
GED		

Age	#	%
< = 17		
18-20	1	50.0%
21-25	1	50.0%
26-30		
31-40		
41-50		
51-60		
61-70		
71-80		
81+		
Unk		
Total	2	100.0%
Avg	20.7	
<21	1	50.0%
>=60		

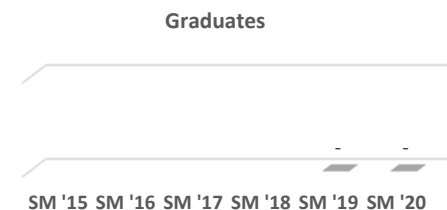
Enrollments

SM '15	
SM '16	
SM '17	
SM '18	
SM '19	-
SM '20	2



Graduates

SM '15	
SM '16	
SM '17	
SM '18	
SM '19	-
SM '20	-



Demographics	Male						Female						Grand Total					
	Full-time		Part-time		Male Total		Full-time		Part-time		Female Total		Full-time		Part-time		Grand Total	
	#	%	#	%	#	%	#	%	#	%	#	%	#	%	#	%	#	%
Asian																		
American Indian / Alaskan Native																		
Black or African American																		
Hispanic																		
White							1	50.0%	1	50.0%	2	100.0%	1	50.0%	1	50.0%	2	100.0%
Native Hawaiian or Pacific Islander																		
Unknown																		
Totals							1	50.0%	1	50.0%	2	100.0%	1	50.0%	1	50.0%	2	100.0%



Animal Science

Fall 2020

CIP Code: 01.0901

Curriculum Code: 000AA0086

Program: AA

Total Enrollment: 3 100.0%

Male: 3 100.0%

FT: 2 66.7%

Avg Age: 20.4

Minority:

Female: 3 100.0%

PT: 1 33.3%

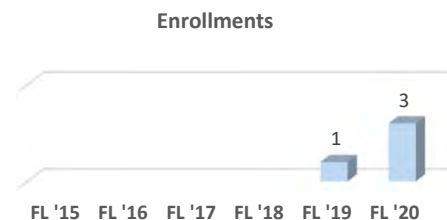
Feeder Enrl: 1 33.3%

Feeder H.S. Enrollees	#	%
Carbondale		
Carterville		
Crab Orchard		
DuQuoin		
Elverado		
Herrin		
Johnston City		
Marion	1	33.3%
Murphysboro		
West Frankfort		
Trico		
Feeder H.S. Total	1	33.3%
Agape Christian		
GED	2	66.7%

Age	#	%
<= 17		
18-20	2	66.7%
21-25	1	33.3%
26-30		
31-40		
41-50		
51-60		
61-70		
71-80		
81+		
Unk		
Total	3	100.0%
Avg	20.4	
<21	2	66.7%
>=60		

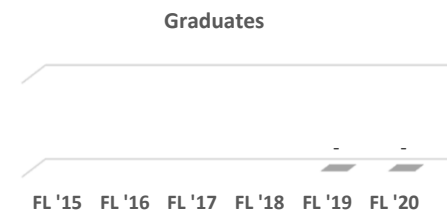
Enrollments

FL '15	
FL '16	
FL '17	
FL '18	
FL '19	1
FL '20	3



Graduates

FL '15	
FL '16	
FL '17	
FL '18	
FL '19	-
FL '20	-



Demographics	Male						Female						Grand Total					
	Full-time		Part-time		Male Total		Full-time		Part-time		Female Total		Full-time		Part-time		Grand Total	
	#	%	#	%	#	%	#	%	#	%	#	%	#	%	#	%	#	%
Asian																		
American Indian / Alaskan Native																		
Black or African American																		
Hispanic																		
White							1	33.3%	1	33.3%	2	66.7%	1	33.3%	1	33.3%	2	66.7%
Native Hawaiian or Pacific Islander																		
Unknown							1	33.3%			1	33.3%	1	33.3%			1	33.3%
Totals							2	66.7%	1	33.3%	3	100.0%	2	66.7%	1	33.3%	3	100.0%



Animal Science

CIP Code: 01.0901

Curriculum Code: 000AA0086

Program: AA

Spring 2021

Total Enrollment: 3 100.0%

Male: 3 100.0%

FT: 1 33.3%
PT: 2 66.7%

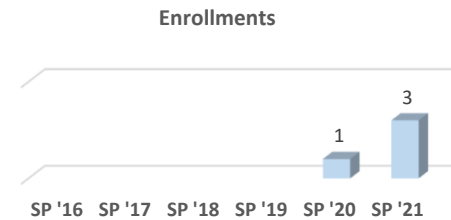
Avg Age: 19.1
Feeder Enrl: 3 100.0%

Feeder H.S. Enrollees	#	%
Carbondale		
Carterville		
Crab Orchard		
DuQuoin	1	33.3%
Elverado		
Herrin		
Johnston City		
Marion	1	33.3%
Murphysboro		
West Frankfort	1	33.3%
Trico		
Feeder H.S. Total	3	100.0%
Agape Christian		
GED		

Age	#	%
<= 17		
18-20	2	66.7%
21-25	1	33.3%
26-30		
31-40		
41-50		
51-60		
61-70		
71-80		
81+		
Unk		
Total	3	100.0%
Avg	19.1	
<21	2	66.7%
>=60		

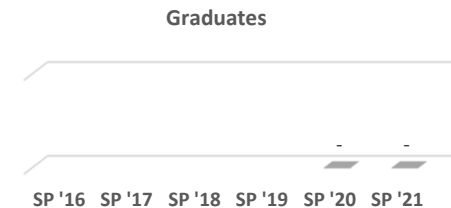
Enrollments

SP '16	
SP '17	
SP '18	
SP '19	
SP '20	1
SP '21	3



Graduates

SP '16	
SP '17	
SP '18	
SP '19	
SP '20	-
SP '21	-



Demographics	Male						Female						Grand Total					
	Full-time		Part-time		Male Total		Full-time		Part-time		Female Total		Full-time		Part-time		Grand Total	
	#	%	#	%	#	%	#	%	#	%	#	%	#	%	#	%	#	%
Asian																		
American Indian / Alaskan Native																		
Black or African American																		
Hispanic																		
White							1	33.3%	2	66.7%	3	100.0%	1	33.3%	2	66.7%	3	100.0%
Native Hawaiian or Pacific Islander																		
Unknown																		
Totals							1	33.3%	2	66.7%	3	100.0%	1	33.3%	2	66.7%	3	100.0%

Associate in Arts

Art

CIP Code: **50.0701**

Curriculum Code: **000AA0086**



Art

CIP Code: 50.0701

Curriculum Code: 000AA0086

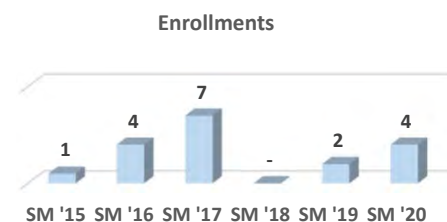
Program: AA

Summer 2020

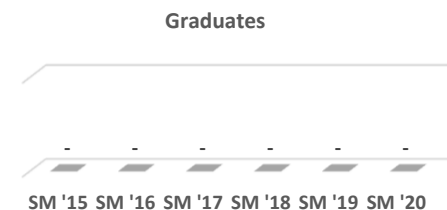
Total Enrollment:	4	100.0%	Male:		FT:	2	50.0%	Avg Age:	20.9
Minority:	2	50.0%	Female:	3	75.0%	PT:	2	50.0%	Feeder Enrl:

Feeder H.S. Enrollees	#	%	Age	#	%
Carbondale			< = 17		
Carterville			18-20	1	25.0%
Crab Orchard			21-25	3	75.0%
DuQuoin			26-30		
Elverado			31-40		
Herrin			41-50		
Johnston City			51-60		
Marion			61-70		
Murphysboro			71-80		
West Frankfort			81+		
Trico			Unk		
Feeder H.S. Total			Total	4	100.0%
			Avg	20.9	
Agape Christian			<21	1	25.0%
GED			>=60		

Enrollments	
SM '15	1
SM '16	4
SM '17	7
SM '18	-
SM '19	2
SM '20	4



Graduates	
SM '15	-
SM '16	-
SM '17	-
SM '18	-
SM '19	-
SM '20	-



Demographics	Male						Female						Grand Total					
	Full-time		Part-time		Male Total		Full-time		Part-time		Female Total		Full-time		Part-time		Grand Total	
	#	%	#	%	#	%	#	%	#	%	#	%	#	%	#	%	#	%
Asian									1	25.0%	1	25.0%			1	25.0%	1	25.0%
American Indian / Alaskan Native																		
Black or African American																		
Hispanic									1	25.0%	1	25.0%			1	25.0%	1	25.0%
White	1	25.0%											1	25.0%			1	25.0%
Native Hawaiian or Pacific Islander																		
Unknown							1	25.0%			1	25.0%	1	25.0%			1	25.0%
Totals	1	25.0%					1	25.0%	2	50.0%	3	75.0%	2	50.0%	2	50.0%	4	100.0%



Art

CIP Code: 50.0701

Curriculum Code: 000AA0086

Program: AA

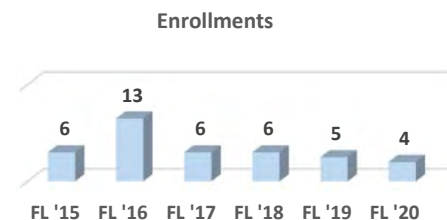
Fall 2020

Total Enrollment:	4	100.0%	Male:	1	25.0%	FT:	2	50.0%	Avg Age:	21.8
Minority:			Female:	3	75.0%	PT:	2	50.0%	Feeder Enrl:	1 25.0%

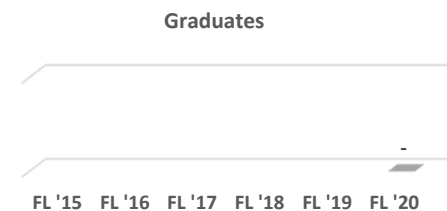
Feeder H.S. Enrollees	#	%
Carbondale		
Carterville		
Crab Orchard		
DuQuoin		
Elverado		
Herrin	1	25.0%
Johnston City		
Marion		
Murphysboro		
West Frankfort		
Trico		
Feeder H.S. Total	1	25.0%
Agape Christian		
GED		

Age	#	%
<= 17		
18-20	2	50.0%
21-25	2	50.0%
26-30		
31-40		
41-50		
51-60		
61-70		
71-80		
81+		
Unk		
Total	4	100.0%
Avg	21.8	
<21	2	50.0%
>=60		

Enrollments	
FL '15	6
FL '16	13
FL '17	6
FL '18	6
FL '19	5
FL '20	4



Graduates	
FL '15	
FL '16	
FL '17	
FL '18	
FL '19	
FL '20	-



Demographics	Male						Female						Grand Total					
	Full-time		Part-time		Male Total		Full-time		Part-time		Female Total		Full-time		Part-time		Grand Total	
	#	%	#	%	#	%	#	%	#	%	#	%	#	%	#	%	#	%
Asian																		
American Indian / Alaskan Native																		
Black or African American																		
Hispanic																		
White	1	25.0%			1	25.0%	1	25.0%	2	50.0%	3	75.0%	2	50.0%	2	50.0%	4	100.0%
Native Hawaiian or Pacific Islander																		
Unknown																		
Totals	1	25.0%			1	25.0%	1	25.0%	2	50.0%	3	75.0%	2	50.0%	2	50.0%	4	100.0%



Art

CIP Code: 50.0701

Curriculum Code: 000AA0086

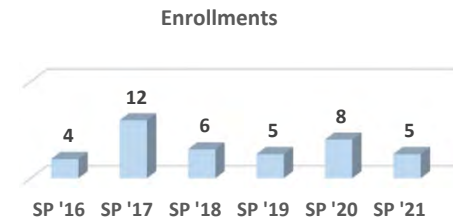
Program: AA

Spring 2021

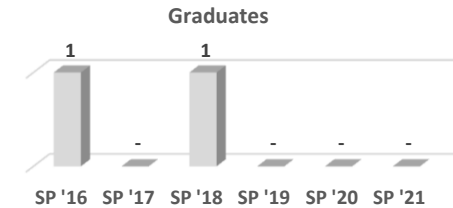
Total Enrollment:	5	100.0%	Male:	4	80.0%	FT:	4	80.0%	Avg Age:	25.7
Minority:			Female:	1	20.0%	PT:	1	20.0%	Feeder Enrl:	4 80.0%

Feeder H.S. Enrollees	#	%	Age	#	%
Carbondale			< = 17		
Carterville			18-20	3	60.0%
Crab Orchard			21-25	1	20.0%
DuQuoin			26-30		
Elverado			31-40		
Herrin	1	20.0%	41-50	1	20.0%
Johnston City	1	20.0%	51-60		
Marion			61-70		
Murphysboro	1	20.0%	71-80		
West Frankfort	1	20.0%	81+		
Trico			Unk		
Feeder H.S. Total	4	80.0%	Total	5	100.0%
Agape Christian			Avg	25.7	
GED			<21	3	60.0%
			>=60		

Enrollments	
SP '16	4
SP '17	12
SP '18	6
SP '19	5
SP '20	8
SP '21	5



Graduates	
SP '16	1
SP '17	-
SP '18	1
SP '19	-
SP '20	-
SP '21	-



Demographics	Male						Female						Grand Total					
	Full-time		Part-time		Male Total		Full-time		Part-time		Female Total		Full-time		Part-time		Grand Total	
	#	%	#	%	#	%	#	%	#	%	#	%	#	%	#	%	#	%
Asian																		
American Indian / Alaskan Native																		
Black or African American																		
Hispanic																		
White	3	60.0%	1	20.0%	4	80.0%	1	20.0%			1	20.0%	4	80.0%	1	20.0%	5	100.0%
Native Hawaiian or Pacific Islander																		
Unknown																		
Totals	3	60.0%	1	20.0%	4	80.0%	1	20.0%			1	20.0%	4	80.0%	1	20.0%	5	100.0%

Associate in Arts

Art Education

CIP Code: **13.1302**

Curriculum Code: **000AA0086**



Art Education

CIP Code: 13.1302

Curriculum Code: 000AA0086

Program: AA

Summer 2020

Total Enrollment:

Male:

FT:

Avg Age:

Minority:

Female:

PT:

Feeder Enrl:

Feeder H.S. Enrollees

%

Carbondale
Carterville
Crab Orchard
DuQuoin
Elverado
Herrin
Johnston City
Marion
Murphysboro
West Frankfort
Trico

Feeder H.S. Total

Agape Christian
GED

Age # %

< = 17
18-20
21-25
26-30
31-40
41-50
51-60
61-70
71-80
81+
Unk

Total

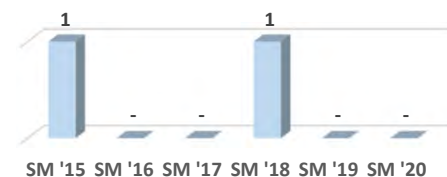
Avg

<21
>60

Enrollments

SM '15 1
SM '16 -
SM '17 -
SM '18 1
SM '19 -
SM '20 -

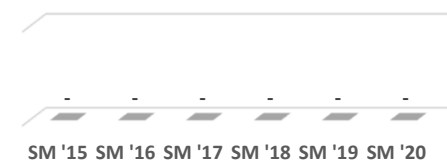
Enrollments



Graduates

SM '15 -
SM '16 -
SM '17 -
SM '18 -
SM '19 -
SM '20 -

Graduates



Demographics	Male						Female						Grand Total					
	Full-time		Part-time		Male Total		Full-time		Part-time		Female Total		Full-time		Part-time		Grand Total	
	#	%	#	%	#	%	#	%	#	%	#	%	#	%	#	%	#	%
Asian																		
American Indian / Alaskan Native																		
Black or African American																		
Hispanic																		
White																		
Native Hawaiian or Pacific Islander																		
Unknown																		
Totals																		



Associate Arts (General)

Fall 2020

CIP Code: 24.0101

Curriculum Code: 000AA0086

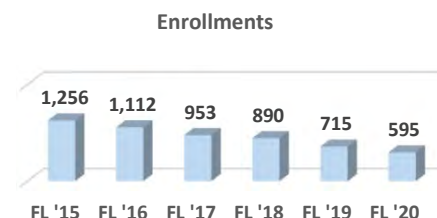
Program: AA

Total Enrollment:	595	100.0%	Male:	233	39.2%	FT:	343	57.6%	Avg Age:	22.7
Minority:	89	15.0%	Female:	362	60.8%	PT:	252	42.4%	Feeder Enrl:	271 45.5%

Feeder H.S. Enrollees	#	%	Age	#	%
Carbondale	52	8.7%	< = 17	34	5.7%
Carterville	30	5.0%	18-20	360	60.5%
Crab Orchard	10	1.7%	21-25	100	16.8%
DuQuoin	19	3.2%	26-30	39	6.6%
Elverado	5	0.8%	31-40	38	6.4%
Herrin	34	5.7%	41-50	12	2.0%
Johnston City	15	2.5%	51-60	5	0.8%
Marion	49	8.2%	61-70	6	1.0%
Murphysboro	27	4.5%	71-80	1	0.2%
West Frankfort	19	3.2%	81+		
Trico	11	1.8%	Unk		
Feeder H.S. Total	271	45.5%	Total	595	100.0%
Agape Christian	2	0.3%	Avg	22.7	
GED	11	1.8%	<21	394	66.2%
			>60	7	1.2%

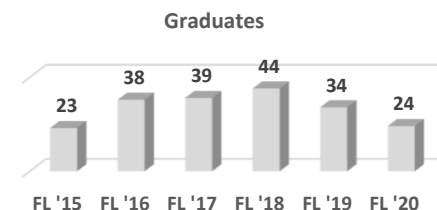
Enrollments

FL '15	1,256
FL '16	1,112
FL '17	953
FL '18	890
FL '19	715
FL '20	595



Graduates

FL '15	23
FL '16	38
FL '17	39
FL '18	44
FL '19	34
FL '20	24



Demographics	Male						Female						Grand Total					
	Full-time		Part-time		Male Total		Full-time		Part-time		Female Total		Full-time		Part-time		Grand Total	
	#	%	#	%	#	%	#	%	#	%	#	%	#	%	#	%	#	%
Asian	2	0.3%	1	0.2%	3	0.5%	5	0.8%	2	0.3%	7	1.2%	7	1.2%	3	0.5%	10	1.7%
American Indian / Alaskan Native	1	0.2%			1	0.2%			1	0.2%	1	0.2%	1	0.2%	1	0.2%	2	0.3%
Black or African American	17	2.9%	7	1.2%	24	4.0%	23	3.9%	20	3.4%	43	7.2%	40	6.7%	27	4.5%	67	11.3%
Hispanic	1	0.2%	1	0.2%	2	0.3%	3	0.5%	4	0.7%	7	1.2%	4	0.7%	5	0.8%	9	1.5%
White	101	17.0%	58	9.7%	159	26.7%	149	25.0%	119	20.0%	268	45.0%	250	42.0%	177	29.7%	427	71.8%
Native Hawaiian or Pacific Islander							1	0.2%			1	0.2%	1	0.2%			1	0.2%
Unknown	27	4.5%	17	2.9%	44	7.4%	13	2.2%	22	3.7%	35	5.9%	40	6.7%	39	6.6%	79	13.3%
Totals	149	25.0%	84	14.1%	233	39.2%	194	32.6%	168	28.2%	362	60.8%	343	57.6%	252	42.4%	595	100.0%



Art Education

CIP Code: 13.1302

Curriculum Code: 000AA0086

Program: AA

Spring 2021

Total Enrollment: 1 100.0%

Male: 1 100.0%

FT: 1 100.0%

Avg Age: 23.1

Minority:

Female:

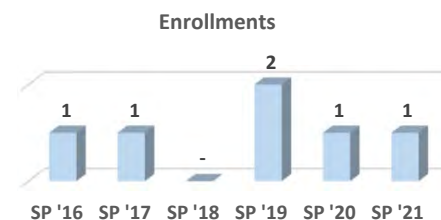
PT:

Feeder Enrl: 1 100.0%

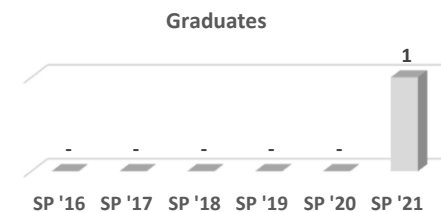
Feeder H.S. Enrollees	#	%
Carbondale		
Carterville		
Crab Orchard		
DuQuoin		
Elverado		
Herrin		
Johnston City		
Marion	1	100.0%
Murphysboro		
West Frankfort		
Trico		
Feeder H.S. Total	1	100.0%
Agape Christian		
GED		

Age	#	%
<= 17		
18-20		
21-25	1	100.0%
26-30		
31-40		
41-50		
51-60		
61-70		
71-80		
81+		
Unk		
Total	1	100.0%
Avg	23.1	
<21		
>60		

Enrollments	#
SP '16	1
SP '17	1
SP '18	-
SP '19	2
SP '20	1
SP '21	1



Graduates	#
SP '16	-
SP '17	-
SP '18	-
SP '19	-
SP '20	-
SP '21	1



Demographics	Male						Female						Grand Total					
	Full-time		Part-time		Male Total		Full-time		Part-time		Female Total		Full-time		Part-time		Grand Total	
	#	%	#	%	#	%	#	%	#	%	#	%	#	%	#	%	#	%
Asian																		
American Indian / Alaskan Native																		
Black or African American																		
Hispanic																		
White	1	100.0%			1	100.0%							1	100.0%			1	100.0%
Native Hawaiian or Pacific Islander																		
Unknown																		
Totals	1	100.0%			1	100.0%							1	100.0%			1	100.0%

Associate in Arts

Associate Arts (General)

CIP Code: **24.0101**

Curriculum Code: **000AA0086**



Associate Arts (General)

Summer 2020

CIP Code: 24.0101

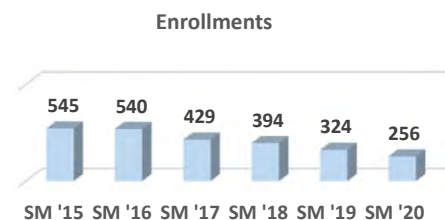
Curriculum Code: 000AA0086

Program: AA

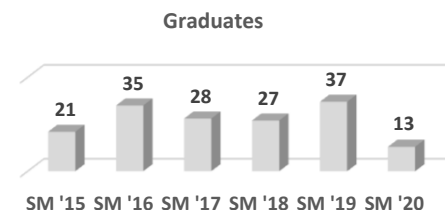
Total Enrollment:	256	100.0%	Male:	85	33.2%	FT:	128	50.0%	Avg Age:	24.4
Minority:	43	16.8%	Female:	171	66.8%	PT:	128	50.0%	Feeder Enrl:	143 55.9%

Feeder H.S. Enrollees	#	%	Age	#	%
Carbondale	28	10.9%	< = 17	2	0.8%
Carterville	27	10.5%	18-20	123	48.0%
Crab Orchard	1	0.4%	21-25	71	27.7%
DuQuoin	6	2.3%	26-30	23	9.0%
Elverado	3	1.2%	31-40	25	9.8%
Herrin	12	4.7%	41-50	7	2.7%
Johnston City	8	3.1%	51-60	2	0.8%
Marion	27	10.5%	61-70	3	1.2%
Murphysboro	13	5.1%	71-80		
West Frankfort	10	3.9%	81+		
Trico	8	3.1%	Unk		
Feeder H.S. Total	143	55.9%	Total	256	100.0%
Agape Christian	3	1.2%	Avg	24.4	
GED	9	3.5%	<21		
			>60	3	1.2%

Enrollments	
SM '15	545
SM '16	540
SM '17	429
SM '18	394
SM '19	324
SM '20	256



Graduates	
SM '15	21
SM '16	35
SM '17	28
SM '18	27
SM '19	37
SM '20	13



Demographics	Male						Female						Grand Total					
	Full-time		Part-time		Male Total		Full-time		Part-time		Female Total		Full-time		Part-time		Grand Total	
	#	%	#	%	#	%	#	%	#	%	#	%	#	%	#	%	#	%
Asian	2	0.8%			2	0.8%			4	1.6%	4	1.6%	2	0.8%	4	1.6%	6	2.3%
American Indian / Alaskan Native	1	0.4%			1	0.4%							1	0.4%			1	0.4%
Black or African American	5	2.0%	8	3.1%	13	5.1%	15	5.9%	3	1.2%	18	7.0%	20	7.8%	11	4.3%	31	12.1%
Hispanic	1	0.4%			1	0.4%	2		2	0.8%	4	1.6%	3	1.2%	2	0.8%	5	2.0%
White	31	12.1%	24	9.4%	55	21.5%	59	23.0%	68	26.6%	127	49.6%	90	35.2%	92	35.9%	182	71.1%
Native Hawaiian or Pacific Islander																		
Unknown	5	2.0%	8	3.1%	13	5.1%	7	2.7%	11	4.3%	18	7.0%	12	4.7%	19	7.4%	31	12.1%
Totals	45	17.6%	40	15.6%	85	33.2%	83	32.4%	88	34.4%	171	66.8%	128	50.0%	128	50.0%	256	100.0%



Art Education

Fall 2020

CIP Code: 13.1302

Curriculum Code: 000AA0086

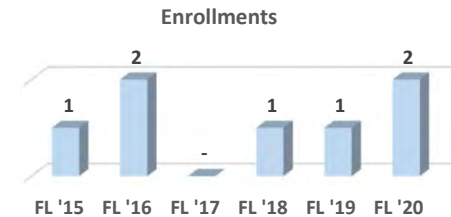
Program: AA

Total Enrollment:	2	100.0%	Male:	1	50.0%	FT:	1	50.0%	Avg Age:	22.2
Minority:	1	50.0%	Female:	1	50.0%	PT:	1	50.0%	Feeder Enrl:	1 50.0%

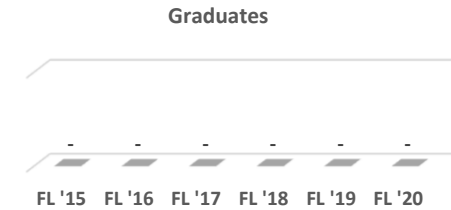
Feeder H.S. Enrollees	#	%
Carbondale		
Carterville		
Crab Orchard		
DuQuoin		
Elverado		
Herrin		
Johnston City		
Marion	1	50.0%
Murphysboro		
West Frankfort		
Trico		
Feeder H.S. Total	1	50.0%
Agape Christian		
GED	1	50.0%

Age	#	%
<= 17		
18-20		
21-25	2	100.0%
26-30		
31-40		
41-50		
51-60		
61-70		
71-80		
81+		
Unk		
Total	2	100.0%
Avg	22.2	
<21		
>60		

Enrollments	
FL '15	1
FL '16	2
FL '17	-
FL '18	1
FL '19	1
FL '20	2



Graduates	
FL '15	-
FL '16	-
FL '17	-
FL '18	-
FL '19	-
FL '20	-



Demographics	Male						Female						Grand Total					
	Full-time		Part-time		Male Total		Full-time		Part-time		Female Total		Full-time		Part-time		Grand Total	
	#	%	#	%	#	%	#	%	#	%	#	%	#	%	#	%	#	%
Asian																		
American Indian / Alaskan Native																		
Black or African American									1	50.0%	1	50.0%			1	50.0%	1	50.0%
Hispanic																		
White	1	50.0%			1	50.0%							1	50.0%			1	50.0%
Native Hawaiian or Pacific Islander																		
Unknown																		
Totals	1	50.0%			1	50.0%			1	50.0%	1	50.0%	1	50.0%	1	50.0%	2	100.0%



Associate Arts (General)

Spring 2021

CIP Code: 24.0101

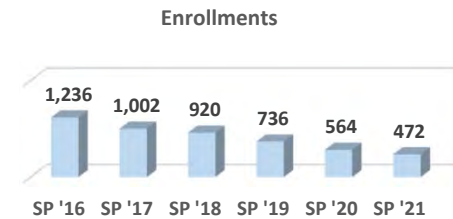
Curriculum Code: 000AA0086

Program: AA

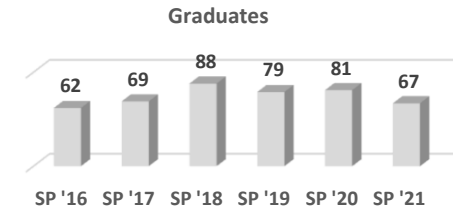
Total Enrollment:	472	100.0%	Male:	173	36.7%	FT:	261	55.3%	Avg Age:	23.4
Minority:	76	16.1%	Female:	299	63.3%	PT:	211	44.7%	Feeder Enrl:	291 61.7%

Feeder H.S. Enrollees	#	%	Age	#	%
Carbondale	58	12.3%	< = 17	5	1.1%
Carterville	38	8.1%	18-20	276	58.5%
Crab Orchard	7	1.5%	21-25	100	21.2%
DuQuoin	10	2.1%	26-30	33	7.0%
Elverado	4	0.8%	31-40	37	7.8%
Herrin	36	7.6%	41-50	13	2.8%
Johnston City	18	3.8%	51-60	4	0.8%
Marion	58	12.3%	61-70	4	0.8%
Murphysboro	28	5.9%	71-80		
West Frankfort	21	4.4%	81+		
Trico	13	2.8%	Unk		
Feeder H.S. Total	291	61.7%	Total	472	100.0%
Agape Christian	4	0.8%	Avg	23.4	
GED	14	3.0%	<21	281	59.5%
			>60	4	0.8%

Enrollments	
SP '16	1,236
SP '17	1,002
SP '18	920
SP '19	736
SP '20	564
SP '21	472



Graduates	
SP '16	62
SP '17	69
SP '18	88
SP '19	79
SP '20	81
SP '21	67



Demographics	Male						Female						Grand Total					
	Full-time		Part-time		Male Total		Full-time		Part-time		Female Total		Full-time		Part-time		Grand Total	
	#	%	#	%	#	%	#	%	#	%	#	%	#	%	#	%	#	%
Asian	1	0.2%	1	0.2%	2	0.4%	2		3	0.6%	5	1.1%	3	0.6%	4	0.8%	7	1.5%
American Indian / Alaskan Native									1	0.2%	1	0.2%			1	0.2%	1	0.2%
Black or African American	19	4.0%	4	0.8%	23	4.9%	22		13	2.8%	35	7.4%	41	8.7%	17	3.6%	58	12.3%
Hispanic	1	0.2%	1	0.2%	2	0.4%	4		4	0.8%	8	1.7%	5	1.1%	5	1.1%	10	2.1%
White	75	15.9%	56	11.9%	131	27.8%	128		110	23.3%	238	50.4%	203	43.0%	166	35.2%	369	78.2%
Native Hawaiian or Pacific Islander																		
Unknown	5	1.1%	10	2.1%	15	3.2%	4	0.8%	8	1.7%	12	2.5%	9	1.9%	18	3.8%	27	5.7%
Totals	101	21.4%	72	15.3%	173	36.7%	160	33.9%	139	29.4%	299	63.3%	261	55.3%	211	44.7%	472	100.0%

Associate in Arts

Business

CIP Code: **52.0201**

Curriculum Code: **000AA0086**



Business Education

Summer 2020

CIP Code: 13.1303

Curriculum Code: 000AA0086

Program: AA

Total Enrollment:

Male:

FT:

Avg Age:

Minority:

Female:

PT:

Feeder Enrl:

Feeder H.S. Enrollees

%

Carbondale

Cartersville

Crab Orchard

DuQuoin

Elverado

Herrin

Johnston City

Marion

Murphysboro

West Frankfort

Trico

Feeder H.S. Total

Agape Christian

GED

Age # %

< = 17

18-20

21-25

26-30

31-40

41-50

51-60

61-70

71-80

81+

Unk

Total

Avg

<21

>60

Enrollments

SM '15 1

SM '16 1

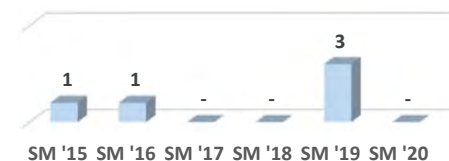
SM '17 -

SM '18 -

SM '19 3

SM '20 -

Enrollments



Graduates

SM '15 -

SM '16 -

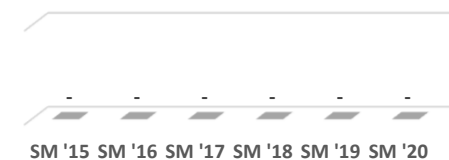
SM '17 -

SM '18 -

SM '19 -

SM '20 -

Graduates



Demographics	Male						Female						Grand Total					
	Full-time		Part-time		Male Total		Full-time		Part-time		Female Total		Full-time		Part-time		Grand Total	
	#	%	#	%	#	%	#	%	#	%	#	%	#	%	#	%	#	%
Asian																		
American Indian / Alaskan Native																		
Black or African American																		
Hispanic																		
White																		
Native Hawaiian or Pacific Islander																		
Unknown																		
Totals																		



Business

Fall 2020

CIP Code: 52.0201

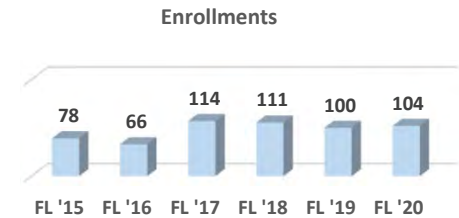
Curriculum Code: 000AA0086

Program: AA

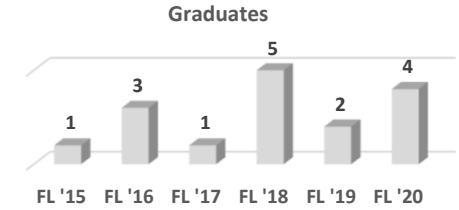
Total Enrollment:	104	100.0%	Male:	69	66.3%	FT:	61	58.7%	Avg Age:	22.1
Minority:	15	14.4%	Female:	35	33.7%	PT:	43	41.3%	Feeder Enrl:	32 30.8%

Feeder H.S. Enrollees	#	%	Age	#	%
Carbondale	5	4.8%	< = 17		
Carterville	7	6.7%	18-20	68	65.4%
Crab Orchard	1	1.0%	21-25	19	18.3%
DuQuoin			26-30	10	9.6%
Elverado			31-40	5	4.8%
Herrin	3	2.9%	41-50	1	1.0%
Johnston City	2	1.9%	51-60	1	1.0%
Marion	5	4.8%	61-70		
Murphysboro	1	1.0%	71-80		
West Frankfort	7	6.7%	81+		
Trico	1	1.0%	Unk		
Feeder H.S. Total	32	30.8%	Total	104	100.0%
Agape Christian	1	1.0%	Avg	22.1	
GED	2	1.9%	<21	68	65.4%
			>60		

Enrollments	
FL '15	78
FL '16	66
FL '17	114
FL '18	111
FL '19	100
FL '20	104



Graduates	
FL '15	1
FL '16	3
FL '17	1
FL '18	5
FL '19	2
FL '20	4



Demographics	Male						Female						Grand Total					
	Full-time		Part-time		Male Total		Full-time		Part-time		Female Total		Full-time		Part-time		Grand Total	
	#	%	#	%	#	%	#	%	#	%	#	%	#	%	#	%	#	%
Asian																		
American Indian / Alaskan Native																		
Black or African American	3	2.9%	7	6.7%	10	9.6%			2	1.9%	2	1.9%	3	2.9%	9	8.7%	12	11.5%
Hispanic			1	1.0%	1	1.0%			1	1.0%	1	1.0%			2	1.9%	2	1.9%
White	32	30.8%	21	20.2%	53	51.0%	18	17.3%	10	9.6%	28	26.9%	50	48.1%	31	29.8%	81	77.9%
Native Hawaiian or Pacific Islander	1	1.0%			1	1.0%							1	1.0%			1	1.0%
Unknown	3	2.9%	1	1.0%	4	3.8%	4	3.8%			4	3.8%	7	6.7%	1	1.0%	8	7.7%
Totals	39	37.5%	30	28.8%	69	66.3%	22	21.2%	13	12.5%	35	33.7%	61	58.7%	43	41.3%	104	100.0%



Business

CIP Code: 52.0201

Curriculum Code: 000AA0086

Program: AA

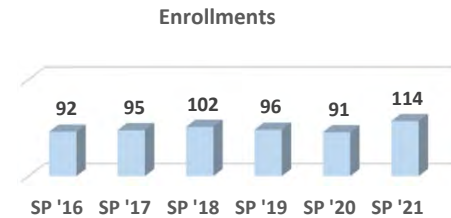
Spring 2021

Total Enrollment:	114	100.0%	Male:	76	66.7%	FT:	81	71.1%	Avg Age:	22.6
Minority:	16	14.0%	Female:	38	33.3%	PT:	33	28.9%	Feeder Enrl:	62 54.4%

Feeder H.S. Enrollees	#	%	Age	#	%
Carbondale	9	7.9%	< = 17		
Carterville	6	5.3%	18-20	64	56.1%
Crab Orchard			21-25	27	23.7%
DuQuoin	5	4.4%	26-30	15	13.2%
Elverado	3	2.6%	31-40	7	6.1%
Herrin	9	7.9%	41-50	1	0.9%
Johnston City	3	2.6%	51-60		
Marion	15	13.2%	61-70		
Murphysboro	4	3.5%	71-80		
West Frankfort	7	6.1%	81+		
Trico	1	0.9%	Unk		
Feeder H.S. Total	62	54.4%	Total	114	100.0%
Agape Christian			Avg	22.6	
GED	4	3.5%	<21	64	56.1%
			>60		

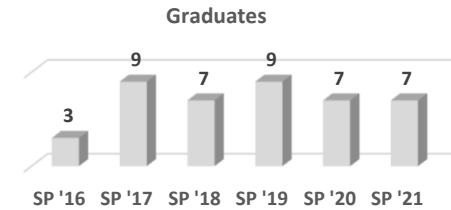
Enrollments

SP '16	92
SP '17	95
SP '18	102
SP '19	96
SP '20	91
SP '21	114



Graduates

SP '16	3
SP '17	9
SP '18	7
SP '19	9
SP '20	7
SP '21	7



Demographics	Male						Female						Grand Total					
	Full-time		Part-time		Male Total		Full-time		Part-time		Female Total		Full-time		Part-time		Grand Total	
	#	%	#	%	#	%	#	%	#	%	#	%	#	%	#	%	#	%
Asian			1	0.9%	1	0.9%									1	0.9%	1	0.9%
American Indian / Alaskan Native																		
Black or African American	5	4.4%	5	4.4%	10	8.8%	2	1.8%	1	0.9%	3	2.6%	7	6.1%	6	5.3%	13	11.4%
Hispanic	1	0.9%	1	0.9%	2	1.8%							1	0.9%	1	0.9%	2	1.8%
White	49	43.0%	11	9.6%	60	52.6%	22	19.3%	12	10.5%	34	29.8%	71	62.3%	23	20.2%	94	82.5%
Native Hawaiian or Pacific Islander																		
Unknown	2	1.8%	1	0.9%	3	2.6%			1	0.9%	1	0.9%	2	1.8%	2	1.8%	4	3.5%
Totals	57	50.0%	19	16.7%	76	66.7%	24	21.1%	14	12.3%	38	33.3%	81	71.1%	33	28.9%	114	100.0%

Associate in Arts

Business Education

CIP Code: 13.1303

Curriculum Code: 000AA0086



Business

Summer 2020

CIP Code: 52.0201

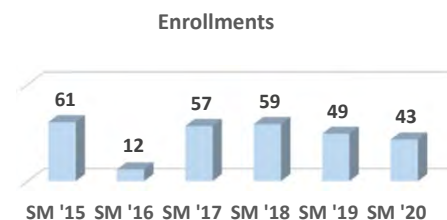
Curriculum Code: 000AA0086

Program: AA

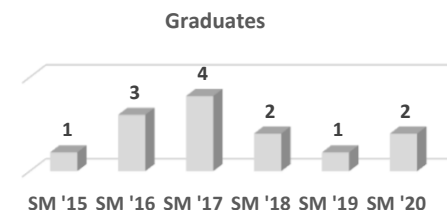
Total Enrollment:	43	100.0%	Male:	22	51.2%	FT:	23	53.5%	Avg Age:	23.9
Minority:	5	11.6%	Female:	21	48.8%	PT:	20	46.5%	Feeder Enrl:	20 46.5%

Feeder H.S. Enrollees	#	%	Age	#	%
Carbondale	2	4.7%	< = 17		
Carterville	2	4.7%	18-20	23	53.5%
Crab Orchard	1	2.3%	21-25	12	27.9%
DuQuoin	1	2.3%	26-30	4	9.3%
Elverado			31-40	1	2.3%
Herrin	2	4.7%	41-50	2	4.7%
Johnston City			51-60	1	2.3%
Marion	5	11.6%	61-70		
Murphysboro	4	9.3%	71-80		
West Frankfort	3	7.0%	81+		
Trico			Unk		
Feeder H.S. Total	20	46.5%	Total	43	100.0%
Agape Christian	1	2.3%	Avg	23.9	
GED	2	4.7%	<21	23	53.5%
			>60		

Enrollments	
SM '15	61
SM '16	12
SM '17	57
SM '18	59
SM '19	49
SM '20	43



Graduates	
SM '15	1
SM '16	3
SM '17	4
SM '18	2
SM '19	1
SM '20	2



Demographics	Male						Female						Grand Total					
	Full-time		Part-time		Male Total		Full-time		Part-time		Female Total		Full-time		Part-time		Grand Total	
	#	%	#	%	#	%	#	%	#	%	#	%	#	%	#	%	#	%
Asian									1	2.3%	1	2.3%			1	2.3%	1	2.3%
American Indian / Alaskan Native																		
Black or African American			1	2.3%	1	2.3%	2	4.7%	1	2.3%	3	7.0%	2	4.7%	2	4.7%	4	9.3%
Hispanic																		
White	12	27.9%	6	14.0%	18	41.9%	8	18.6%	9	20.9%	17	39.5%	20	46.5%	15	34.9%	35	81.4%
Native Hawaiian or Pacific Islander																		
Unknown	1	2.3%	2	4.7%	3	7.0%							1	2.3%	2	4.7%	3	7.0%
Totals	13	30.2%	9	20.9%	22	51.2%	10	23.3%	11	25.6%	21	48.8%	23	53.5%	20	46.5%	43	100.0%



Business Education

Fall 2020

CIP Code: 13.1303

Curriculum Code: 000AA0086

Program: AA

Total Enrollment: 3 100.0%

Male: 3 100.0%

FT: 3 100.0%

Avg Age: 19.5

Minority:

Female: 3 100.0%

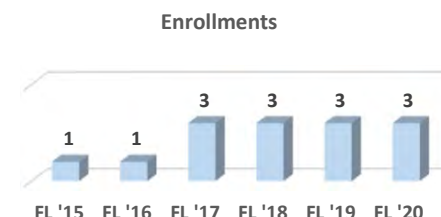
PT:

Feeder Enrl: 2 66.7%

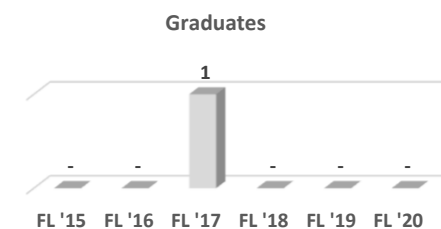
Feeder H.S. Enrollees	#	%
Carbondale		
Carterville		
Crab Orchard		
DuQuoin		
Elverado		
Herrin		
Johnston City	1	33.3%
Marion	1	33.3%
Murphysboro		
West Frankfort		
Trico		
Feeder H.S. Total	2	66.7%
Agape Christian		
GED		

Age	#	%
<= 17		
18-20	3	100.0%
21-25		
26-30		
31-40		
41-50		
51-60		
61-70		
71-80		
81+		
Unk		
Total	3	100.0%
Avg	19.5	
<21	3	100.0%
>60		

Enrollments	
FL '15	1
FL '16	1
FL '17	3
FL '18	3
FL '19	3
FL '20	3



Graduates	
FL '15	-
FL '16	-
FL '17	1
FL '18	-
FL '19	-
FL '20	-



Demographics	Male						Female						Grand Total					
	Full-time		Part-time		Male Total		Full-time		Part-time		Female Total		Full-time		Part-time		Grand Total	
	#	%	#	%	#	%	#	%	#	%	#	%	#	%	#	%	#	%
Asian																		
American Indian / Alaskan Native																		
Black or African American																		
Hispanic																		
White							3	100.0%			3	100.0%	3	100.0%			3	100.0%
Native Hawaiian or Pacific Islander																		
Unknown																		
Totals							3	100.0%			3	100.0%	3	100.0%			3	100.0%



Business Education

CIP Code: 13.1303

Curriculum Code:

000AA0086

Program:

AA

Spring 2021

Total Enrollment: 1 100.0%

Male:

FT: 1 100.0%

Avg Age: 18.8

Minority:

Female: 1 100.0%

PT:

Feeder Enrl: 1 100.0%

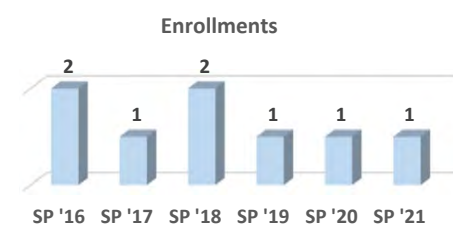
Feeder H.S. Enrollees

#	%
Carbondale	
Carterville	
Crab Orchard	
DuQuoin	
Elverado	
Herrin	
Johnston City	
Marion	1 100.0%
Murphysboro	
West Frankfort	
Trico	
Feeder H.S. Total	1 100.0%
Agape Christian	
GED	

Age	#	%
<= 17		
18-20	1	100.0%
21-25		
26-30		
31-40		
41-50		
51-60		
61-70		
71-80		
81+		
Unk		
Total	1	100.0%
Avg	18.8	
<21	1	100.0%
>60		

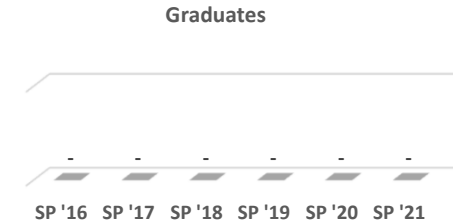
Enrollments

SP '16	2
SP '17	1
SP '18	2
SP '19	1
SP '20	1
SP '21	1



Graduates

SP '16	-
SP '17	-
SP '18	-
SP '19	-
SP '20	-
SP '21	-



Demographics	Male						Female						Grand Total					
	Full-time		Part-time		Male Total		Full-time		Part-time		Female Total		Full-time		Part-time		Grand Total	
	#	%	#	%	#	%	#	%	#	%	#	%	#	%	#	%	#	%
Asian																		
American Indian / Alaskan Native																		
Black or African American																		
Hispanic																		
White							1	100.0%			1	100.0%	1	100.0%			1	100.0%
Native Hawaiian or Pacific Islander																		
Unknown																		
Totals							1	100.0%			1	100.0%	1	100.0%			1	100.0%

Associate in Arts

Criminal Justice

CIP Code: **43.0107**

Curriculum Code: **000AA0086**



Criminal Justice

Summer 2020

CIP Code: 43.0107

Curriculum Code: 000AA0086

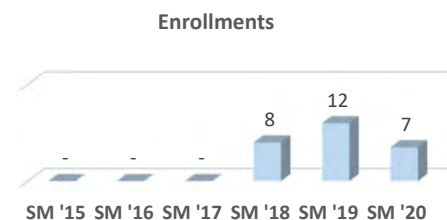
Program: AA

Total Enrollment:	7	100.0%	Male:	5	71.4%	FT:	4	57.1%	Avg Age:	21.2
Minority:	2	28.6%	Female:	2	28.6%	PT:	3	42.9%	Feeder Enrl:	4 57.1%

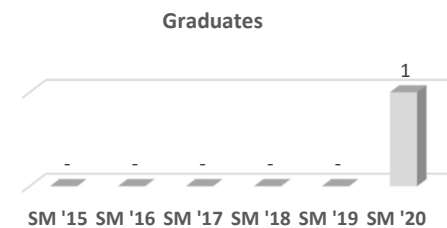
Feeder H.S. Enrollees	#	%
Carbondale		
Cartersville		
Crab Orchard		
DuQuoin	1	14.3%
Elverado		
Herrin		
Johnston City	1	14.3%
Marion	1	14.3%
Murphysboro		
West Frankfort		
Trico	1	14.3%
Feeder H.S. Total	4	57.1%
Agape Christian		
GED		

Age	#	%
< = 17		
18-20	6	85.7%
21-25		
26-30	1	14.3%
31-40		
41-50		
51-60		
61-70		
71-80		
81+		
Unk		
Total	7	100.0%
Avg	21.2	
<21	6	85.7%
>60		

Enrollments	
SM '15	-
SM '16	-
SM '17	-
SM '18	8
SM '19	12
SM '20	7



Graduates	
SM '15	-
SM '16	-
SM '17	-
SM '18	-
SM '19	-
SM '20	1



Demographics	Male						Female						Grand Total					
	Full-time		Part-time		Male Total		Full-time		Part-time		Female Total		Full-time		Part-time		Grand Total	
	#	%	#	%	#	%	#	%	#	%	#	%	#	%	#	%	#	%
Asian																		
American Indian / Alaskan Native																		
Black or African American	1	14.3%			1	14.3%					1	14.3%	1	14.3%			1	14.3%
Hispanic									1	14.3%	1	14.3%			1	14.3%	1	14.3%
White	2	28.6%	2	28.6%	4	57.1%	1	14.3%			1	14.3%	3	42.9%	2	28.6%	5	71.4%
Native Hawaiian or Pacific Islander																		
Unknown																		
Totals	3	42.9%	2	28.6%	5	71.4%	1	14.3%	1	14.3%	2	28.6%	4	57.1%	3	42.9%	7	100.0%



Criminal Justice

Fall 2020

CIP Code: 43.0107

Curriculum Code: 000AA0086

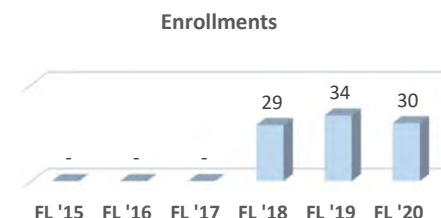
Program: AA

Total Enrollment:	30	100.0%	Male:	17	56.7%	FT:	22	73.3%	Avg Age:	21.9
Minority:	4	13.3%	Female:	13	43.3%	PT:	8	26.7%	Feeder Enrl:	11 36.7%

Feeder H.S. Enrollees	#	%	Age	#	%
Carbondale	1	3.3%	< = 17	2	6.7%
Carterville			18-20	20	66.7%
Crab Orchard	3	10.0%	21-25	3	10.0%
DuQuoin	1	3.3%	26-30	3	10.0%
Elverado			31-40	1	3.3%
Herrin	2	6.7%	41-50	1	3.3%
Johnston City			51-60		
Marion	4	13.3%	61-70		
Murphysboro			71-80		
West Frankfort			81+		
Trico			Unk		
Feeder H.S. Total	11	36.7%	Total	30	100.0%
Agape Christian	1	3.3%	Avg	21.9	
GED	2	6.7%	<21	22	73.3%
			>60		

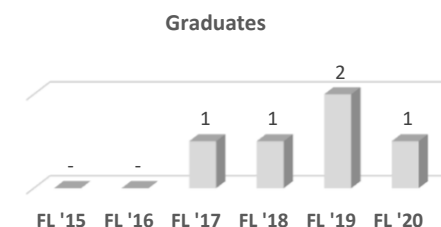
Enrollments

FL '15	-
FL '16	-
FL '17	-
FL '18	29
FL '19	34
FL '20	30



Graduates

FL '15	-
FL '16	-
FL '17	1
FL '18	1
FL '19	2
FL '20	1



Demographics	Male						Female						Grand Total					
	Full-time		Part-time		Male Total		Full-time		Part-time		Female Total		Full-time		Part-time		Grand Total	
	#	%	#	%	#	%	#	%	#	%	#	%	#	%	#	%	#	%
Asian																		
American Indian / Alaskan Native	1	3.3%			1	3.3%							1	3.3%			1	3.3%
Black or African American	1	3.3%			1	3.3%	1	3.3%			1	3.3%	2	6.7%			2	6.7%
Hispanic	1	3.3%			1	3.3%							1	3.3%			1	3.3%
White	8	26.7%	5	16.7%	13	43.3%	8	26.7%	2	6.7%	10	33.3%	16	53.3%	7	23.3%	23	76.7%
Native Hawaiian or Pacific Islander																		
Unknown	1	3.3%			1	3.3%	1	3.3%	1	3.3%	2	6.7%	2	6.7%	1	3.3%	3	10.0%
Totals	12	40.0%	5	16.7%	17	56.7%	10	33.3%	3	10.0%	13	43.3%	22	73.3%	8	26.7%	30	100.0%



Criminal Justice

Spring 2021

CIP Code: 43.0107

Curriculum Code: 000AA0086

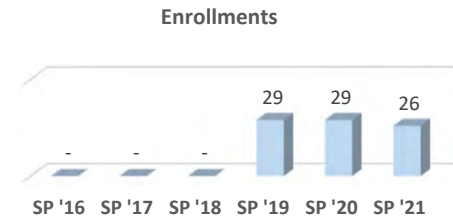
Program: AA

Total Enrollment:	26	100.0%	Male:	14	53.8%	FT:	17	65.4%	Avg Age:	23.2
Minority:	7	26.9%	Female:	12	46.2%	PT:	9	34.6%	Feeder Enrl:	12 46.2%

Feeder H.S. Enrollees	#	%	Age	#	%
Carbondale	1	3.8%	< = 17		
Carterville			18-20	13	50.0%
Crab Orchard			21-25	7	26.9%
DuQuoin	1	3.8%	26-30	3	11.5%
Elverado	1	3.8%	31-40	3	11.5%
Herrin	1	3.8%	41-50		
Johnston City	2	7.7%	51-60		
Marion	1	3.8%	61-70		
Murphysboro	1	3.8%	71-80		
West Frankfort	2	7.7%	81+		
Trico	2	7.7%	Unk		
Feeder H.S. Total	12	46.2%	Total	26	100.0%
Agape Christian			Avg	23.2	
GED	2	7.7%	<21	13	50.0%
			>60		

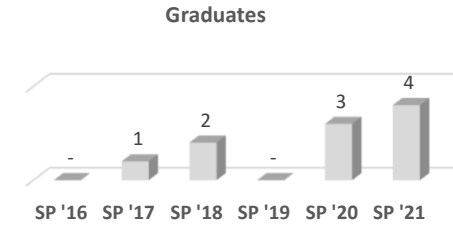
Enrollments

SP '16	-
SP '17	-
SP '18	-
SP '19	29
SP '20	29
SP '21	26



Graduates

SP '16	-
SP '17	1
SP '18	2
SP '19	-
SP '20	3
SP '21	4



Demographics	Male						Female						Grand Total					
	Full-time		Part-time		Male Total		Full-time		Part-time		Female Total		Full-time		Part-time		Grand Total	
	#	%	#	%	#	%	#	%	#	%	#	%	#	%	#	%	#	%
Asian																		
American Indian / Alaskan Native	1	3.8%			1	3.8%							1	3.8%			1	3.8%
Black or African American	1	3.8%	1	3.8%	2	7.7%	2	7.7%	1	3.8%	3	11.5%	3	11.5%	2	7.7%	5	19.2%
Hispanic	1	3.8%			1	3.8%							1	3.8%			1	3.8%
White	5	19.2%	5	19.2%	10	38.5%	7	26.9%	2	7.7%	9	34.6%	12	46.2%	7	26.9%	19	73.1%
Native Hawaiian or Pacific Islander																		
Unknown																		
Totals	8	30.8%	6	23.1%	14	53.8%	9	34.6%	3	11.5%	12	46.2%	17	65.4%	9	34.6%	26	100.0%

Associate in Arts

Crop and Soil Science

CIP Code: *01.1201*

Curriculum Code: *000AA0086*



Crop and Soil Science

Summer 2020

CIP Code: 01.1201

Curriculum Code: 000AA0086

Program: AA

Total Enrollment:

Male:

FT:

Avg Age:

Minority:

Female:

PT:

Feeder Enrl:

Feeder H.S. Enrollees

#	%
Carbondale	
Carterville	
Crab Orchard	
DuQuoin	
Elverado	
Herrin	
Johnston City	
Marion	
Murphysboro	
West Frankfort	
Trico	

Feeder H.S. Total

Agape Christian	
GED	

Age

#	%
< = 17	
18-20	
21-25	
26-30	
31-40	
41-50	
51-60	
61-70	
71-80	
81+	
Unk	

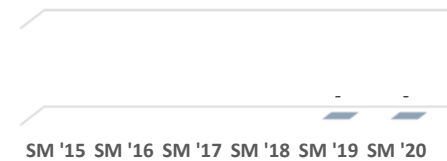
Total

Avg	
<21	
>=60	

Enrollments

SM '15	
SM '16	
SM '17	
SM '18	
SM '19	-
SM '20	-

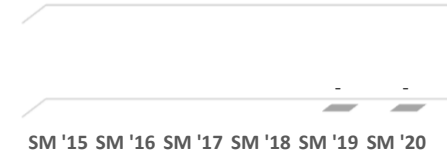
Enrollments



Graduates

SM '15	
SM '16	
SM '17	
SM '18	
SM '19	-
SM '20	-

Graduates



Demographics	Male						Female						Grand Total					
	Full-time		Part-time		Male Total		Full-time		Part-time		Female Total		Full-time		Part-time		Grand Total	
	#	%	#	%	#	%	#	%	#	%	#	%	#	%	#	%	#	%
Asian																		
American Indian / Alaskan Native																		
Black or African American																		
Hispanic																		
White																		
Native Hawaiian or Pacific Islander																		
Unknown																		
Totals																		



Crop and Soil Science

Fall 2020

CIP Code: 01.1201

Curriculum Code: 000AA0086

Program: AA

Total Enrollment:

Male:

FT:

Avg Age:

Minority:

Female:

PT:

Feeder Enrl:

Feeder H.S. Enrollees

%

Carbondale
Carterville
Crab Orchard
DuQuoin
Elverado
Herrin
Johnston City
Marion
Murphysboro
West Frankfort
Trico

Feeder H.S. Total

Agape Christian
GED

Age # %

< = 17
18-20
21-25
26-30
31-40
41-50
51-60
61-70
71-80
81+
Unk

Total

Avg
<21
>=60

Enrollments

FL '15
FL '16
FL '17
FL '18
FL '19
FL '20


Enrollments



Graduates

FL '15
FL '16
FL '17
FL '18
FL '19
FL '20

Graduates



Demographics	Male						Female						Grand Total					
	Full-time		Part-time		Male Total		Full-time		Part-time		Female Total		Full-time		Part-time		Grand Total	
	#	%	#	%	#	%	#	%	#	%	#	%	#	%	#	%	#	%
Asian																		
American Indian / Alaskan Native																		
Black or African American																		
Hispanic																		
White																		
Native Hawaiian or Pacific Islander																		
Unknown																		
Totals																		



Crop and Soil Science

CIP Code: 01.1201

Curriculum Code: 000AA0086

Program: AA

Spring 2021

Total Enrollment:

Male:

FT:

Avg Age:

Minority:

Female:

PT:

Feeder Enrl:

Feeder H.S. Enrollees

%

Age # %

Enrollments

Enrollments

Carbondale
Carterville
Crab Orchard
DuQuoin
Elverado
Herrin
Johnston City
Marion
Murphysboro
West Frankfort
Trico

< = 17
18-20
21-25
26-30
31-40
41-50
51-60
61-70
71-80
81+
Unk

SP '16
SP '17
SP '18
SP '19
SP '20
SP '21



Feeder H.S. Total

Total

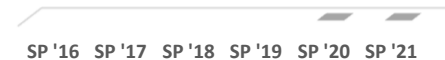
Graduates

Graduates

Agape Christian
GED

Avg
<21
>=60

SP '16
SP '17
SP '18
SP '19
SP '20
SP '21



Demographics	Male						Female						Grand Total					
	Full-time		Part-time		Male Total		Full-time		Part-time		Female Total		Full-time		Part-time		Grand Total	
	#	%	#	%	#	%	#	%	#	%	#	%	#	%	#	%	#	%
Asian																		
American Indian / Alaskan Native																		
Black or African American																		
Hispanic																		
White																		
Native Hawaiian or Pacific Islander																		
Unknown																		
Totals																		

Associate in Arts

Early Childhood Education

CIP Code: 13.1210

Curriculum Code: 000AA0086



Early Childhood Education

Summer 2020

CIP Code: 13.1210

Curriculum Code: 000AA0086

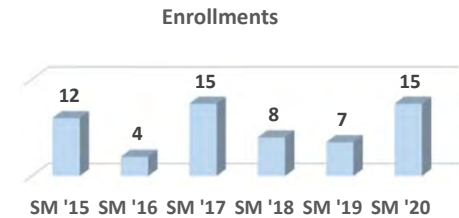
Program: AA

Total Enrollment:	15	100.0%	Male:			FT:	9	60.0%	Avg Age:	23.6
Minority:	2	13.3%	Female:	15	100.0%	PT:	6	40.0%	Feeder Enrl:	10 66.7%

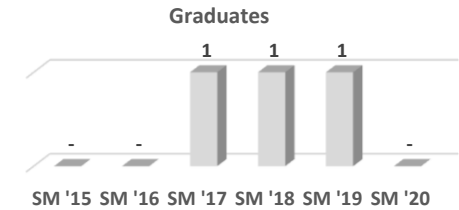
Feeder H.S. Enrollees	#	%
Carbondale	1	6.7%
Carterville	2	13.3%
Crab Orchard		
DuQuoin	2	13.3%
Elverado		
Herrin	2	13.3%
Johnston City		
Marion	3	20.0%
Murphysboro		
West Frankfort		
Trico		
Feeder H.S. Total	10	66.7%
Agape Christian		
GED		

Age	#	%
<= 17	1	6.7%
18-20	8	53.3%
21-25	3	20.0%
26-30		
31-40	3	20.0%
41-50		
51-60		
61-70		
71-80		
81+		
Unk		
Total	15	100.0%
Avg	23.6	
<21	9	60.0%
>60		

Enrollments	
SM '15	12
SM '16	4
SM '17	15
SM '18	8
SM '19	7
SM '20	15



Graduates	
SM '15	-
SM '16	-
SM '17	1
SM '18	1
SM '19	1
SM '20	-



Demographics	Male						Female						Grand Total					
	Full-time		Part-time		Male Total		Full-time		Part-time		Female Total		Full-time		Part-time		Grand Total	
	#	%	#	%	#	%	#	%	#	%	#	%	#	%	#	%	#	%
Asian																		
American Indian / Alaskan Native																		
Black or African American									1	6.7%	1	6.7%			1	6.7%	1	6.7%
Hispanic							1	6.7%			1	6.7%	1	6.7%			1	6.7%
White							8	53.3%	5	33.3%	13	86.7%	8	53.3%	5	33.3%	13	86.7%
Native Hawaiian or Pacific Islander																		
Unknown																		
Totals							9	60.0%	6	40.0%	15	100.0%	9	60.0%	6	40.0%	15	100.0%



Early Childhood Education

Fall 2020

CIP Code: 13.1210

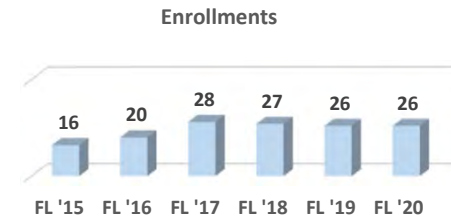
Curriculum Code: 000AA0086

Program: AA

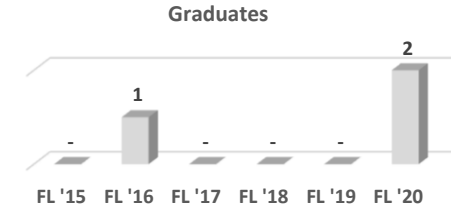
Total Enrollment:	26	100.0%	Male:		FT:	16	61.5%	Avg Age:	24.9		
Minority:	6	23.1%	Female:	26	100.0%	PT:	10	38.5%	Feeder Enrl:	13	50.0%

Feeder H.S. Enrollees	#	%	Age	#	%
Carbondale	3	11.5%	< = 17		
Carterville	1	3.8%	18-20	13	50.0%
Crab Orchard			21-25	5	19.2%
DuQuoin	1	3.8%	26-30	1	3.8%
Elverado			31-40	6	23.1%
Herrin	2	7.7%	41-50	1	3.8%
Johnston City	1	3.8%	51-60		
Marion	2	7.7%	61-70		
Murphysboro	3	11.5%	71-80		
West Frankfort			81+		
Trico			Unk		
Feeder H.S. Total	13	50.0%	Total	26	100.0%
Agape Christian			Avg	24.9	
GED			<21	13	50.0%
			>60		

Enrollments	
FL '15	16
FL '16	20
FL '17	28
FL '18	27
FL '19	26
FL '20	26



Graduates	
FL '15	-
FL '16	1
FL '17	-
FL '18	-
FL '19	-
FL '20	2



Demographics	Male						Female						Grand Total					
	Full-time		Part-time		Male Total		Full-time		Part-time		Female Total		Full-time		Part-time		Grand Total	
	#	%	#	%	#	%	#	%	#	%	#	%	#	%	#	%	#	%
Asian																		
American Indian / Alaskan Native																		
Black or African American							3	11.5%	2	7.7%	5	19.2%	3	11.5%	2	7.7%	5	19.2%
Hispanic									1	3.8%	1	3.8%			1	3.8%	1	3.8%
White							13	50.0%	6	23.1%	19	73.1%	13	50.0%	6	23.1%	19	73.1%
Native Hawaiian or Pacific Islander																		
Unknown									1	3.8%	1	3.8%			1	3.8%	1	3.8%
Totals							16	61.5%	10	38.5%	26	100.0%	16	61.5%	10	38.5%	26	100.0%



Early Childhood Education

Spring 2021

CIP Code: 13.1210

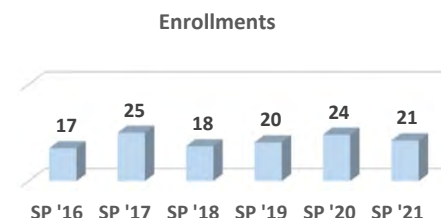
Curriculum Code: 000AA0086

Program: AA

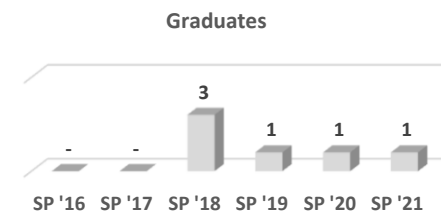
Total Enrollment:	21	100.0%	Male:	1	4.8%	FT:	14	66.7%	Avg Age:	25.9
Minority:	4	19.0%	Female:	20	95.2%	PT:	7	33.3%	Feeder Enrl:	16 76.2%

Feeder H.S. Enrollees	#	%	Age	#	%
Carbondale	2		<= 17		
Carterville	3	14.3%	18-20	10	47.6%
Crab Orchard			21-25	3	14.3%
DuQuoin	2	9.5%	26-30	3	14.3%
Elverado			31-40	4	19.0%
Herrin	2	9.5%	41-50	1	4.8%
Johnston City			51-60		
Marion	4	19.0%	61-70		
Murphysboro	3	14.3%	71-80		
West Frankfort			81+		
Trico			Unk		
Feeder H.S. Total	16	76.2%	Total	21	100.0%
Agape Christian			Avg	25.9	
GED			<21	10	47.6%
			>60		

Enrollments	
SP '16	17
SP '17	25
SP '18	18
SP '19	20
SP '20	24
SP '21	21



Graduates	
SP '16	-
SP '17	-
SP '18	3
SP '19	1
SP '20	1
SP '21	1



Demographics	Male						Female						Grand Total					
	Full-time		Part-time		Male Total		Full-time		Part-time		Female Total		Full-time		Part-time		Grand Total	
	#	%	#	%	#	%	#	%	#	%	#	%	#	%	#	%	#	%
Asian																		
American Indian / Alaskan Native																		
Black or African American							2	9.5%	1	4.8%	3	14.3%	2	9.5%	1	4.8%	3	14.3%
Hispanic									1	4.8%	1	4.8%			1	4.8%	1	4.8%
White	1	4.8%			1	4.8%	11	52.4%	5	23.8%	16	76.2%	12	57.1%	5	23.8%	17	81.0%
Native Hawaiian or Pacific Islander																		
Unknown																		
Totals	1	4.8%			1	4.8%	13	61.9%	7	33.3%	20	95.2%	14	66.7%	7	33.3%	21	100.0%

Associate in Arts

Economics

CIP Code: **45.0601**

Curriculum Code: **000AA0086**



Economics

Summer 2020

CIP Code: 45.0601

Curriculum Code: 000AA0086

Program: AA

Total Enrollment: 2 100.0%

Male: 1 50.0%

FT: 2 100.0%

Avg Age: 28.2

Minority:

Female: 1 50.0%

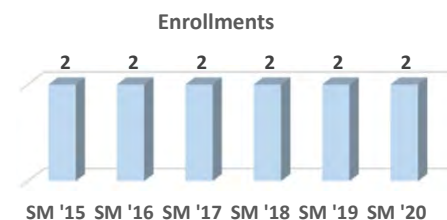
PT:

Feeder Enrl: 1 50.0%

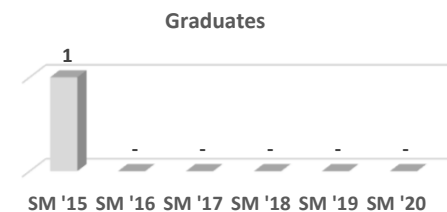
Feeder H.S. Enrollees	#	%
Carbondale		
Cartersville		
Crab Orchard		
DuQuoin		
Elverado		
Herrin		
Johnston City		
Marion		
Murphysboro	1	50.0%
West Frankfort		
Trico		
Feeder H.S. Total	1	50.0%
Agape Christian		
GED		

Age	#	%
< = 17		
18-20		
21-25	1	50.0%
26-30		
31-40	1	50.0%
41-50		
51-60		
61-70		
71-80		
81+		
Unk		
Total	2	100.0%
Avg	28.2	
<21		
>60		

Enrollments	
SM '15	2
SM '16	2
SM '17	2
SM '18	2
SM '19	2
SM '20	2



Graduates	
SM '15	1
SM '16	-
SM '17	-
SM '18	-
SM '19	-
SM '20	-



Demographics	Male						Female						Grand Total					
	Full-time		Part-time		Male Total		Full-time		Part-time		Female Total		Full-time		Part-time		Grand Total	
	#	%	#	%	#	%	#	%	#	%	#	%	#	%	#	%	#	%
Asian																		
American Indian / Alaskan Native																		
Black or African American																		
Hispanic																		
White	1	50.0%			1	50.0%	1	50.0%			1	50.0%	2	100.0%			2	100.0%
Native Hawaiian or Pacific Islander																		
Unknown																		
Totals	1	50.0%			1	50.0%	1	50.0%			1	50.0%	2	100.0%			2	100.0%



Economics

Fall 2020

CIP Code: 45.0601

Curriculum Code: 000AA0086

Program: AA

Total Enrollment: 3 100.0%

Male: 1 33.3%

FT: 2 66.7%

Avg Age: 27.8

Minority:

Female: 2 66.7%

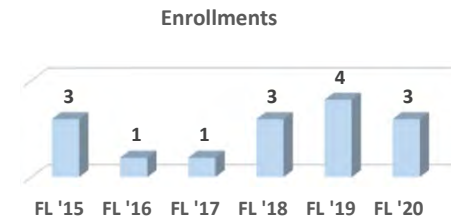
PT: 1 33.3%

Feeder Enrl: 2 66.7%

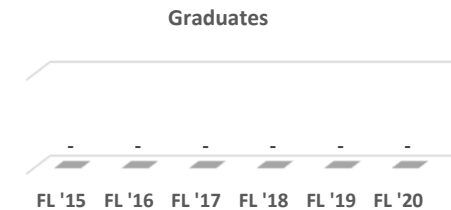
Feeder H.S. Enrollees	#	%
Carbondale	1	33.3%
Carterville		
Crab Orchard		
DuQuoin		
Elverado		
Herrin	1	33.3%
Johnston City		
Marion		
Murphysboro		
West Frankfort		
Trico		
Feeder H.S. Total	2	66.7%
Agape Christian		
GED		

Age	#	%
< = 17		
18-20		
21-25	1	33.3%
26-30	1	33.3%
31-40	1	33.3%
41-50		
51-60		
61-70		
71-80		
81+		
Unk		
Total	3	100.0%
Avg	27.8	
<21		
>60		

Enrollments	
FL '15	3
FL '16	1
FL '17	1
FL '18	3
FL '19	4
FL '20	3



Graduates	
FL '15	-
FL '16	-
FL '17	-
FL '18	-
FL '19	-
FL '20	-



Demographics	Male						Female						Grand Total					
	Full-time		Part-time		Male Total		Full-time		Part-time		Female Total		Full-time		Part-time		Grand Total	
	#	%	#	%	#	%	#	%	#	%	#	%	#	%	#	%	#	%
Asian																		
American Indian / Alaskan Native																		
Black or African American																		
Hispanic																		
White	1	33.3%			1	33.3%	1	33.3%			1	33.3%	2	66.7%			2	66.7%
Native Hawaiian or Pacific Islander																		
Unknown									1	33.3%	1	33.3%			1	33.3%	1	33.3%
Totals	1	33.3%			1	33.3%	1	33.3%	1	33.3%	2	66.7%	2	66.7%	1	33.3%	3	100.0%



Economics

CIP Code: 45.0601

Curriculum Code: 000AA0086

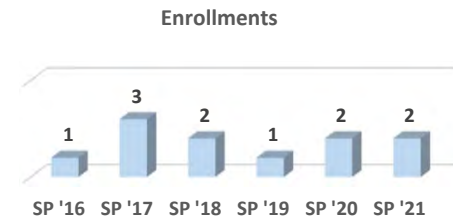
Program: AA

Spring 2021

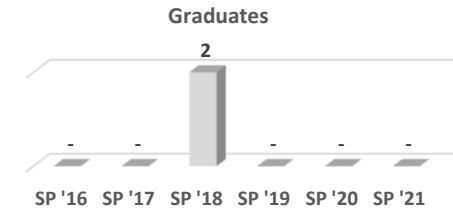
Total Enrollment:	2	100.0%	Male:			FT:			Avg Age:	28.4
Minority:	1	50.0%	Female:	2	100.0%	PT:	2	100.0%	Feeder Enrl:	1 50.0%

Feeder H.S. Enrollees	#	%	Age	#	%
Carbondale			<= 17		
Carterville			18-20		
Crab Orchard			21-25	1	50.0%
DuQuoin			26-30		
Elverado			31-40	1	50.0%
Herrin			41-50		
Johnston City			51-60		
Marion			61-70		
Murphysboro	1	50.0%	71-80		
West Frankfort			81+		
Trico			Unk		
Feeder H.S. Total	1	50.0%	Total	2	100.0%
Agape Christian			Avg	28.4	
GED			<21		
			>60		

Enrollments	
SP '16	1
SP '17	3
SP '18	2
SP '19	1
SP '20	2
SP '21	2



Graduates	
SP '16	-
SP '17	-
SP '18	2
SP '19	-
SP '20	-
SP '21	-



Demographics	Male						Female						Grand Total					
	Full-time		Part-time		Male Total		Full-time		Part-time		Female Total		Full-time		Part-time		Grand Total	
	#	%	#	%	#	%	#	%	#	%	#	%	#	%	#	%	#	%
Asian																		
American Indian / Alaskan Native																		
Black or African American									1	50.0%	1	50.0%			1	50.0%	1	50.0%
Hispanic																		
White									1	50.0%	1	50.0%			1	50.0%	1	50.0%
Native Hawaiian or Pacific Islander																		
Unknown																		
Totals									2	100.0%	2	100.0%			2	100.0%	2	100.0%

Associate in Arts

Elementary Education

CIP Code: 13.1202

Curriculum Code: 000AA0086



Elementary Education

Summer 2020

CIP Code: 13.1202

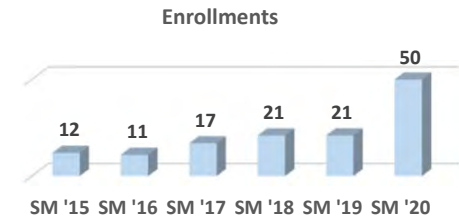
Curriculum Code: 000AA0086

Program: AA

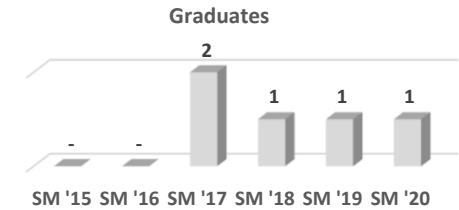
Total Enrollment:	50	100.0%	Male:	3	6.0%	FT:	21	42.0%	Avg Age:	21.6
Minority:	4	8.0%	Female:	47	94.0%	PT:	29	58.0%	Feeder Enrl:	30 60.0%

Feeder H.S. Enrollees	#	%	Age	#	%
Carbondale			< = 17		
Carterville	1	2.0%	18-20	31	62.0%
Crab Orchard	1	2.0%	21-25	16	32.0%
DuQuoin	3	6.0%	26-30	2	4.0%
Elverado			31-40		
Herrin	4	8.0%	41-50	1	2.0%
Johnston City	3	6.0%	51-60		
Marion	11	22.0%	61-70		
Murphysboro	2	4.0%	71-80		
West Frankfort	3	6.0%	81+		
Trico	2	4.0%	Unk		
Feeder H.S. Total	30	60.0%	Total	50	100.0%
Agape Christian			Avg	21.6	
GED			<21	31	62.0%
			>60		

Enrollments	
SM '15	12
SM '16	11
SM '17	17
SM '18	21
SM '19	21
SM '20	50



Graduates	
SM '15	-
SM '16	-
SM '17	2
SM '18	1
SM '19	1
SM '20	1



Demographics	Male						Female						Grand Total					
	Full-time		Part-time		Male Total		Full-time		Part-time		Female Total		Full-time		Part-time		Grand Total	
	#	%	#	%	#	%	#	%	#	%	#	%	#	%	#	%	#	%
Asian							2	4.0%			2	4.0%	2	4.0%			2	4.0%
American Indian / Alaskan Native																		
Black or African American			1	2.0%	1	2.0%	1	2.0%			1	2.0%	1	2.0%	1	2.0%	2	4.0%
Hispanic																		
White			2	4.0%	2	4.0%	17	34.0%	25	50.0%	42	84.0%	17	34.0%	27	54.0%	44	88.0%
Native Hawaiian or Pacific Islander																		
Unknown							1	2.0%	1	2.0%	2	4.0%	1	2.0%	1	2.0%	2	4.0%
Totals			3	6.0%	3	6.0%	21	42.0%	26	52.0%	47	94.0%	21	42.0%	29	58.0%	50	100.0%



Elementary Education

Fall 2020

CIP Code: 13.1202

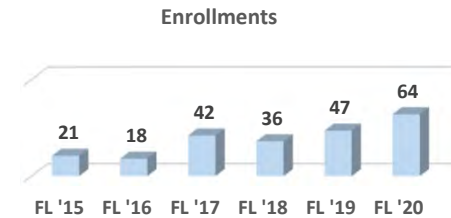
Curriculum Code: 000AA0086

Program: AA

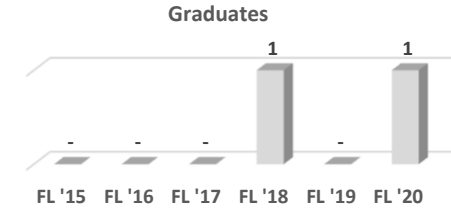
Total Enrollment:	64	100.0%	Male:	8	12.5%	FT:	43	67.2%	Avg Age:	21.0
Minority:	4	6.3%	Female:	56	87.5%	PT:	21	32.8%	Feeder Enrl:	32 50.0%

Feeder H.S. Enrollees	#	%	Age	#	%
Carbondale	6	9.4%	< = 17		
Carterville	4	6.3%	18-20	48	75.0%
Crab Orchard	2	3.1%	21-25	11	17.2%
DuQuoin	2	3.1%	26-30	2	3.1%
Elverado			31-40	3	4.7%
Herrin	2	3.1%	41-50		
Johnston City	4	6.3%	51-60		
Marion	4	6.3%	61-70		
Murphysboro	3	4.7%	71-80		
West Frankfort	2	3.1%	81+		
Trico	3	4.7%	Unk		
Feeder H.S. Total	32	50.0%	Total	64	100.0%
Agape Christian			Avg	21.0	
GED	1	1.6%	<21	48	75.0%
			>60		

Enrollments	
FL '15	21
FL '16	18
FL '17	42
FL '18	36
FL '19	47
FL '20	64



Graduates	
FL '15	-
FL '16	-
FL '17	-
FL '18	1
FL '19	-
FL '20	1



Demographics	Male						Female						Grand Total					
	Full-time		Part-time		Male Total		Full-time		Part-time		Female Total		Full-time		Part-time		Grand Total	
	#	%	#	%	#	%	#	%	#	%	#	%	#	%	#	%	#	%
Asian							1	1.6%			1	1.6%	1	1.6%			1	1.6%
American Indian / Alaskan Native																		
Black or African American			1	1.6%	1	1.6%	1	1.6%			1	1.6%	1	1.6%	1	1.6%	2	3.1%
Hispanic							1	1.6%			1	1.6%	1	1.6%			1	1.6%
White	3	4.7%	3	4.7%	6	9.4%	34	53.1%	17	26.6%	51	79.7%	37	57.8%	20	31.3%	57	89.1%
Native Hawaiian or Pacific Islander																		
Unknown	1	1.6%			1	1.6%	2	3.1%			2	3.1%	3	4.7%			3	4.7%
Totals	4	6.3%	4	6.3%	8	12.5%	39	60.9%	17	26.6%	56	87.5%	43	67.2%	21	32.8%	64	100.0%



Elementary Education

Spring 2021

CIP Code: 13.1202

Curriculum Code:

000AA0086

Program:

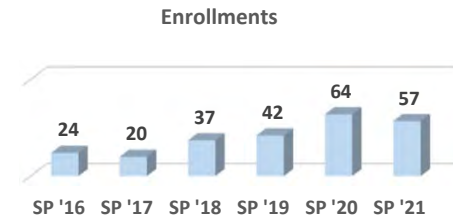
AA

Total Enrollment:	57	100.0%	Male:	8	14.0%	FT:	34	59.6%	Avg Age:	21.0
Minority:	4	7.0%	Female:	49	86.0%	PT:	23	40.4%	Feeder Enrl:	44 77.2%

Feeder H.S. Enrollees	#	%	Age	#	%
Carbondale	2	3.5%	< = 17		
Carterville	4	7.0%	18-20	44	77.2%
Crab Orchard	1	1.8%	21-25	9	15.8%
DuQuoin	4	7.0%	26-30	1	1.8%
Elverado	1	1.8%	31-40	3	5.3%
Herrin	6	10.5%	41-50		
Johnston City	3	5.3%	51-60		
Marion	15	26.3%	61-70		
Murphysboro	3	5.3%	71-80		
West Frankfort	2	3.5%	81+		
Trico	3	5.3%	Unk		
Feeder H.S. Total	44	77.2%	Total	57	100.0%
Agape Christian	1	1.8%	Avg	21.0	
GED	2	3.5%	<21	44	77.2%
			>60		

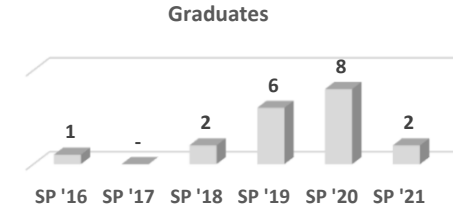
Enrollments

SP '16	24
SP '17	20
SP '18	37
SP '19	42
SP '20	64
SP '21	57



Graduates

SP '16	1
SP '17	-
SP '18	2
SP '19	6
SP '20	8
SP '21	2



Demographics	Male						Female						Grand Total					
	Full-time		Part-time		Male Total		Full-time		Part-time		Female Total		Full-time		Part-time		Grand Total	
	#	%	#	%	#	%	#	%	#	%	#	%	#	%	#	%	#	%
Asian									1	1.8%	1	1.8%			1	1.8%	1	1.8%
American Indian / Alaskan Native																		
Black or African American			1	1.8%	1	1.8%			1	1.8%	1	1.8%			2	3.5%	2	3.5%
Hispanic									1	1.8%	1	1.8%			1	1.8%	1	1.8%
White	4	7.0%	3	5.3%	7	12.3%	29	50.9%	16	28.1%	45	78.9%	33	57.9%	19	33.3%	52	91.2%
Native Hawaiian or Pacific Islander																		
Unknown							1	1.8%			1	1.8%	1	1.8%			1	1.8%
Totals	4	7.0%	4	7.0%	8	14.0%	30	52.6%	19	33.3%	49	86.0%	34	59.6%	23	40.4%	57	100.0%

Associate in Arts

English

CIP Code: **23.0101**

Curriculum Code: **000AA0086**



English

CIP Code: 23.0101

Curriculum Code: 000AA0086

Program: AA

Summer 2020

Total Enrollment: 5 100.0%

Male: 5 100.0%

FT: 2 40.0%

Avg Age: 19.9

Minority:

Female: 5 100.0%

PT: 3 60.0%

Feeder Enrl: 3 60.0%

Feeder H.S. Enrollees

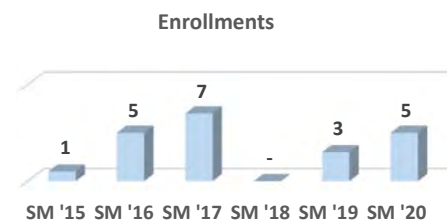
	#	%
Carbondale	3	60.0%
Carterville		
Crab Orchard		
DuQuoin		
Elverado		
Herrin		
Johnston City		
Marion		
Murphysboro		
West Frankfort		
Trico		
Feeder H.S. Total	3	60.0%
Agape Christian		
GED		

Age

	#	%
< = 17		
18-20	4	80.0%
21-25	1	20.0%
26-30		
31-40		
41-50		
51-60		
61-70		
71-80		
81+		
Unk		
Total	5	100.0%
Avg	19.9	
<21	4	80.0%
>60		

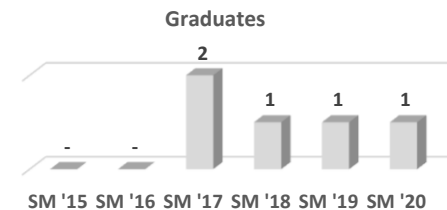
Enrollments

SM '15	1
SM '16	5
SM '17	7
SM '18	-
SM '19	3
SM '20	5



Graduates

SM '15	-
SM '16	-
SM '17	2
SM '18	1
SM '19	1
SM '20	1



Demographics	Male						Female						Grand Total					
	Full-time		Part-time		Male Total		Full-time		Part-time		Female Total		Full-time		Part-time		Grand Total	
	#	%	#	%	#	%	#	%	#	%	#	%	#	%	#	%	#	%
Asian																		
American Indian / Alaskan Native																		
Black or African American																		
Hispanic																		
White							1	20.0%	3	60.0%	4	80.0%	1	20.0%	3	60.0%	4	80.0%
Native Hawaiian or Pacific Islander																		
Unknown							1	20.0%			1	20.0%	1	20.0%			1	20.0%
Totals							2	40.0%	3	60.0%	5	100.0%	2	40.0%	3	60.0%	5	100.0%



English

CIP Code: 23.0101

Curriculum Code: 000AA0086

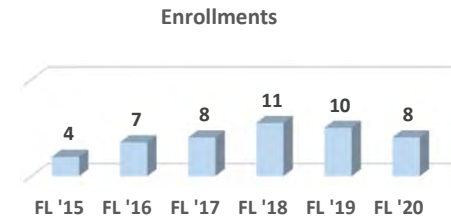
Program: AA

Fall 2020

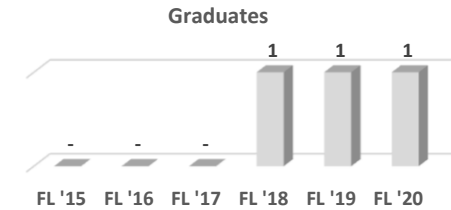
Total Enrollment:	8	100.0%	Male:	1	12.5%	FT:	5	62.5%	Avg Age:	19.6
Minority:			Female:	7	87.5%	PT:	3	37.5%	Feeder Enrl:	3 37.5%

Feeder H.S. Enrollees	#	%	Age	#	%
Carbondale			<= 17		
Carterville			18-20	7	87.5%
Crab Orchard			21-25	1	12.5%
DuQuoin	1	12.5%	26-30		
Elverado			31-40		
Herrin			41-50		
Johnston City			51-60		
Marion	1	12.5%	61-70		
Murphysboro			71-80		
West Frankfort	1	12.5%	81+		
Trico			Unk		
Feeder H.S. Total	3	37.5%	Total	8	100.0%
Agape Christian	1	12.5%	Avg	19.6	
GED	1	12.5%	<21	7	87.5%
			>60		

Enrollments	
FL '15	4
FL '16	7
FL '17	8
FL '18	11
FL '19	10
FL '20	8



Graduates	
FL '15	-
FL '16	-
FL '17	-
FL '18	1
FL '19	1
FL '20	1



Demographics	Male						Female						Grand Total					
	Full-time		Part-time		Male Total		Full-time		Part-time		Female Total		Full-time		Part-time		Grand Total	
	#	%	#	%	#	%	#	%	#	%	#	%	#	%	#	%	#	%
Asian																		
American Indian / Alaskan Native																		
Black or African American																		
Hispanic																		
White	1	12.5%			1	12.5%	3	37.5%	3	37.5%	6	75.0%	4	50.0%	3	37.5%	7	87.5%
Native Hawaiian or Pacific Islander																		
Unknown							1	12.5%			1	12.5%	1	12.5%			1	12.5%
Totals	1	12.5%			1	12.5%	4	50.0%	3	37.5%	7	87.5%	5	62.5%	3	37.5%	8	100.0%



English

Spring 2021

CIP Code: 23.0101

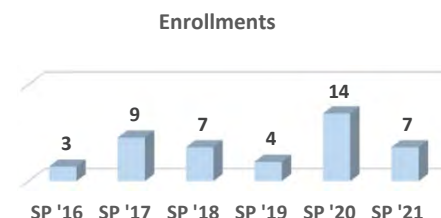
Curriculum Code: 000AA0086

Program: AA

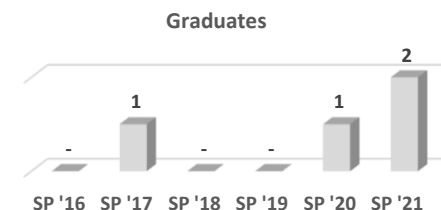
Total Enrollment:	7	100.0%	Male:	1	14.3%	FT:	4	57.1%	Avg Age:	20.2
Minority:	1	14.3%	Female:	6	85.7%	PT:	3	42.9%	Feeder Enrl:	5 71.4%

Feeder H.S. Enrollees	#	%	Age	#	%
Carbondale	1	14.3%	< = 17		
Carterville			18-20	5	71.4%
Crab Orchard			21-25	2	28.6%
DuQuoin	1	14.3%	26-30		
Elverado			31-40		
Herrin			41-50		
Johnston City			51-60		
Marion	2	28.6%	61-70		
Murphysboro			71-80		
West Frankfort			81+		
Trico	1	14.3%	Unk		
Feeder H.S. Total	5	71.4%	Total	7	100.0%
Agape Christian			Avg	20.2	
GED			<21	5	71.4%
			>60		

Enrollments	
SP '16	3
SP '17	9
SP '18	7
SP '19	4
SP '20	14
SP '21	7



Graduates	
SP '16	-
SP '17	1
SP '18	-
SP '19	-
SP '20	1
SP '21	2



Demographics	Male						Female						Grand Total					
	Full-time		Part-time		Male Total		Full-time		Part-time		Female Total		Full-time		Part-time		Grand Total	
	#	%	#	%	#	%	#	%	#	%	#	%	#	%	#	%	#	%
Asian																		
American Indian / Alaskan Native																		
Black or African American																		
Hispanic							1	14.3%			1	14.3%	1	14.3%			1	14.3%
White	1	14.3%			1	14.3%	2	28.6%	3	42.9%	5	71.4%	3	42.9%	3	42.9%	6	85.7%
Native Hawaiian or Pacific Islander																		
Unknown																		
Totals	1	14.3%			1	14.3%	3	42.9%	3	42.9%	6	85.7%	4	57.1%	3	42.9%	7	100.0%

Associate in Arts

English Education

CIP Code: 13.1305

Curriculum Code: 000AA0086



English Education

CIP Code: 13.1305

Curriculum Code: 000AA0086

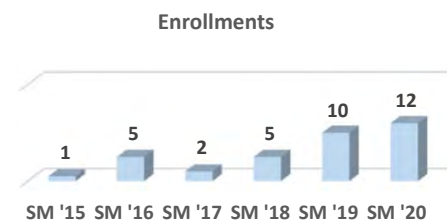
Program: AA

Summer 2020

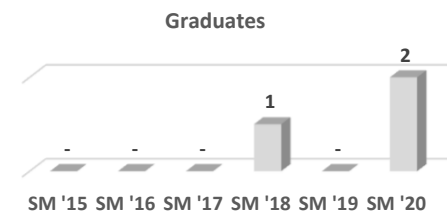
Total Enrollment:	12	100.0%	Male:	3	25.0%	FT:	8	66.7%	Avg Age:	22.0	
Minority:			Female:	9	75.0%	PT:	4	33.3%	Feeder Enrl:	7	58.3%

Feeder H.S. Enrollees	#	%	Age	#	%
Carbondale	1	8.3%	< = 17	1	8.3%
Carterville	1	8.3%	18-20	5	41.7%
Crab Orchard			21-25	5	41.7%
DuQuoin	1	8.3%	26-30		
Elverado			31-40	1	8.3%
Herrin	2	16.7%	41-50		
Johnston City	1	8.3%	51-60		
Marion			61-70		
Murphysboro	1	8.3%	71-80		
West Frankfort			81+		
Trico			Unk		
Feeder H.S. Total	7	58.3%	Total	12	100.0%
Agape Christian			Avg	22.0	
GED	1	8.3%	<21	6	50.0%
			>60		

Enrollments	
SM '15	1
SM '16	5
SM '17	2
SM '18	5
SM '19	10
SM '20	12



Graduates	
SM '15	-
SM '16	-
SM '17	-
SM '18	1
SM '19	-
SM '20	2



Demographics	Male						Female						Grand Total					
	Full-time		Part-time		Male Total		Full-time		Part-time		Female Total		Full-time		Part-time		Grand Total	
	#	%	#	%	#	%	#	%	#	%	#	%	#	%	#	%	#	%
Asian																		
American Indian / Alaskan Native																		
Black or African American																		
Hispanic																		
White	2	16.7%	1	8.3%	3	25.0%	5	41.7%	3	25.0%	8	66.7%	7	58.3%	4	33.3%	11	91.7%
Native Hawaiian or Pacific Islander																		
Unknown							1	8.3%			1	8.3%	1	8.3%			1	8.3%
Totals	2	16.7%	1	8.3%	3	25.0%	6	50.0%	3	25.0%	9	75.0%	8	66.7%	4	33.3%	12	100.0%



English Education

Fall 2020

CIP Code: 13.1305

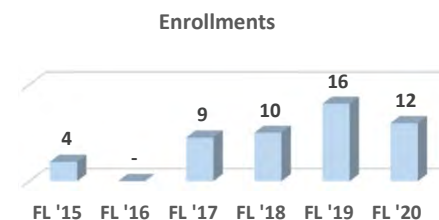
Curriculum Code: 000AA0086

Program: AA

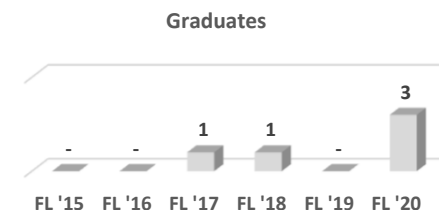
Total Enrollment:	12	100.0%	Male:	2	16.7%	FT:	12	100.0%	Avg Age:	21.0
Minority:	2	16.7%	Female:	10	83.3%	PT:			Feeder Enrl:	7 58.3%

Feeder H.S. Enrollees	#	%	Age	#	%
Carbondale	2	16.7%	< = 17		
Carterville			18-20	6	50.0%
Crab Orchard			21-25	6	50.0%
DuQuoin	1	8.3%	26-30		
Elverado	2	16.7%	31-40		
Herrin	1	8.3%	41-50		
Johnston City			51-60		
Marion			61-70		
Murphysboro	1	8.3%	71-80		
West Frankfort			81+		
Trico			Unk		
Feeder H.S. Total	7	58.3%	Total	12	100.0%
Agape Christian			Avg	21.0	
GED	1	8.3%	<21	6	50.0%
			>60		

Enrollments	
FL '15	4
FL '16	-
FL '17	9
FL '18	10
FL '19	16
FL '20	12



Graduates	
FL '15	-
FL '16	-
FL '17	1
FL '18	1
FL '19	-
FL '20	3



Demographics	Male						Female						Grand Total					
	Full-time		Part-time		Male Total		Full-time		Part-time		Female Total		Full-time		Part-time		Grand Total	
	#	%	#	%	#	%	#	%	#	%	#	%	#	%	#	%	#	%
Asian																		
American Indian / Alaskan Native																		
Black or African American	2	16.7%			2	16.7%							2	16.7%			2	16.7%
Hispanic																		
White							9	75.0%			9	75.0%	9	75.0%			9	75.0%
Native Hawaiian or Pacific Islander																		
Unknown							1	8.3%			1	8.3%	1	8.3%			1	8.3%
Totals	2	16.7%			2	16.7%	10	83.3%			10	83.3%	12	100.0%			12	100.0%



English Education

Spring 2021

CIP Code: 13.1305

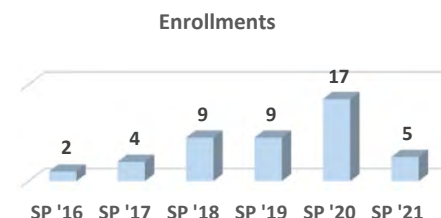
Curriculum Code: 000AA0086

Program: AA

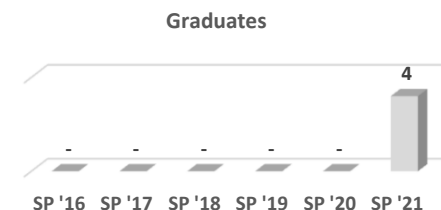
Total Enrollment:	5	100.0%	Male:	2	40.0%	FT:	2	40.0%	Avg Age:	21.1
Minority:			Female:	3	60.0%	PT:	3	60.0%	Feeder Enrl:	5 100.0%

Feeder H.S. Enrollees	#	%	Age	#	%
Carbondale			< = 17		
Carterville	1	20.0%	18-20	2	40.0%
Crab Orchard			21-25	3	60.0%
DuQuoin			26-30		
Elverado			31-40		
Herrin	1	20.0%	41-50		
Johnston City	1	20.0%	51-60		
Marion			61-70		
Murphysboro	1	20.0%	71-80		
West Frankfort			81+		
Trico	1	20.0%	Unk		
Feeder H.S. Total	5	100.0%	Total	5	100.0%
Agape Christian			Avg	21.1	
GED			<21	2	40.0%
			>60		

Enrollments	
SP '16	2
SP '17	4
SP '18	9
SP '19	9
SP '20	17
SP '21	5



Graduates	
SP '16	-
SP '17	-
SP '18	-
SP '19	-
SP '20	-
SP '21	4



Demographics	Male						Female						Grand Total					
	Full-time		Part-time		Male Total		Full-time		Part-time		Female Total		Full-time		Part-time		Grand Total	
	#	%	#	%	#	%	#	%	#	%	#	%	#	%	#	%	#	%
Asian																		
American Indian / Alaskan Native																		
Black or African American																		
Hispanic																		
White			2	40.0%	2	40.0%	2	40.0%			2	40.0%	2	40.0%	2	40.0%	4	80.0%
Native Hawaiian or Pacific Islander																		
Unknown									1	20.0%	1	20.0%			1	20.0%	1	20.0%
Totals			2	40.0%	2	40.0%	2	40.0%	1	20.0%	3	60.0%	2	40.0%	3	60.0%	5	100.0%

Associate in Arts

Environmental Resources & Geography

CIP Code: 15.0507

Curriculum Code: 000AA0086



Environmental Resources & Geography

Summer 2020

CIP Code: 15.0507

Curriculum Code:

000AA0086

Program:

AA

Total Enrollment:

Male:

FT:

Avg Age:

Minority:

Female:

PT:

Feeder Enrl:

Feeder H.S. Enrollees

%

Carbondale

Cartersville

Crab Orchard

DuQuoin

Elverado

Herrin

Johnston City

Marion

Murphysboro

West Frankfort

Trico

Feeder H.S. Total

Agape Christian

GED

Age

%

< = 17

18-20

21-25

26-30

31-40

41-50

51-60

61-70

71-80

81+

Unk

Total

Avg

<21

>60

Enrollments

SM '15

1

SM '16

1

SM '17

1

SM '18

1

SM '19

1

SM '20

-

Enrollments



Graduates

SM '15

-

SM '16

-

SM '17

-

SM '18

-

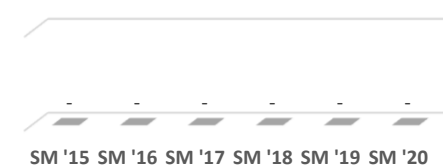
SM '19

-

SM '20

-

Graduates



Demographics	Male						Female						Grand Total					
	Full-time		Part-time		Male Total		Full-time		Part-time		Female Total		Full-time		Part-time		Grand Total	
	#	%	#	%	#	%	#	%	#	%	#	%	#	%	#	%	#	%
Asian																		
American Indian / Alaskan Native																		
Black or African American																		
Hispanic																		
White																		
Native Hawaiian or Pacific Islander																		
Unknown																		
Totals																		



Environmental Resources & Geography

Fall 2020

CIP Code: 15.0507

Curriculum Code:

000AA0086

Program:

AA

Total Enrollment:

Male:

FT:

Avg Age:

Minority:

Female:

PT:

Feeder Enrl:

Feeder H.S. Enrollees

#

%

Age

#

%

Carbondale
Carterville
Crab Orchard
DuQuoin
Elverado
Herrin
Johnston City
Marion
Murphysboro
West Frankfort
Trico

< = 17
18-20
21-25
26-30
31-40
41-50
51-60
61-70
71-80
81+
Unk

Feeder H.S. Total

Agape Christian
GED

Total

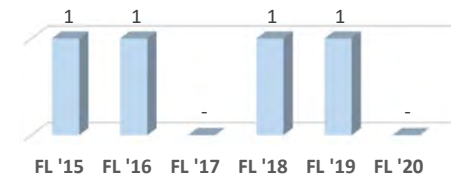
Avg

<21
>60

Enrollments

FL '15 1
FL '16 1
FL '17 -
FL '18 1
FL '19 1
FL '20 -

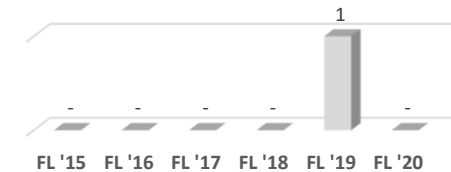
Enrollments



Graduates

FL '15 -
FL '16 -
FL '17 -
FL '18 -
FL '19 1
FL '20 -

Graduates



Demographics	Male						Female						Grand Total					
	Full-time		Part-time		Male Total		Full-time		Part-time		Female Total		Full-time		Part-time		Grand Total	
	#	%	#	%	#	%	#	%	#	%	#	%	#	%	#	%	#	%
Asian																		
American Indian / Alaskan Native																		
Black or African American																		
Hispanic																		
White																		
Native Hawaiian or Pacific Islander																		
Unknown																		
Totals																		



Environmental Resources & Geography

Spring 2021

CIP Code: 15.0507

Curriculum Code:

000AA0086

Program:

AA

Total Enrollment:

Male:

FT:

Avg Age:

Minority:

Female:

PT:

Feeder Enrl:

Feeder H.S. Enrollees

%

Age # %

Carbondale
Carterville
Crab Orchard
DuQuoin
Elverado
Herrin
Johnston City
Marion
Murphysboro
West Frankfort
Trico

< = 17
18-20
21-25
26-30
31-40
41-50
51-60
61-70
71-80
81+
Unk

Feeder H.S. Total

Agape Christian
GED

Total
Avg
<21
>60

Enrollments

SP '16 1
SP '17 1
SP '18 -
SP '19 2
SP '20 2
SP '21 -


Enrollments



Graduates

SP '16 1
SP '17 -
SP '18 -
SP '19 -
SP '20 1
SP '21 -

Graduates



Demographics	Male						Female						Grand Total					
	Full-time		Part-time		Male Total		Full-time		Part-time		Female Total		Full-time		Part-time		Grand Total	
	#	%	#	%	#	%	#	%	#	%	#	%	#	%	#	%	#	%
Asian																		
American Indian / Alaskan Native																		
Black or African American																		
Hispanic																		
White																		
Native Hawaiian or Pacific Islander																		
Unknown																		
Totals																		

Associate in Arts

History

CIP Code: **54.0101**

Curriculum Code: **000AA0086**



History

CIP Code: 54.0101

Curriculum Code: 000AA0086

Program: AA

Summer 2020

Total Enrollment: 2 100.0%

Male: 2 100.0%

FT: 2 100.0%

Avg Age: 22.3

Minority:

Female:

PT:

Feeder Enrl: 2 100.0%

Feeder H.S. Enrollees

	#	%
Carbondale		
Carterville		
Crab Orchard		
DuQuoin		
Elverado	1	50.0%
Herrin	1	50.0%
Johnston City		
Marion		
Murphysboro		
West Frankfort		
Trico		
Feeder H.S. Total	2	100.0%

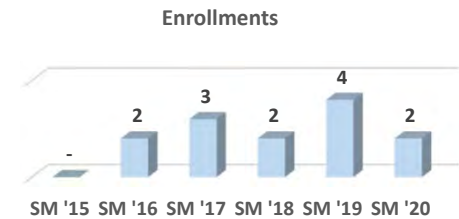
Agape Christian
GED

Age

	#	%
< = 17		
18-20		
21-25	2	100.0%
26-30		
31-40		
41-50		
51-60		
61-70		
71-80		
81+		
Unk		
Total	2	100.0%
Avg	22.3	
<21		
>60		

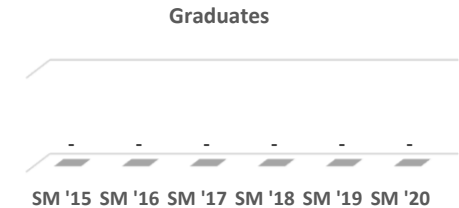
Enrollments

SM '15	-
SM '16	2
SM '17	3
SM '18	2
SM '19	4
SM '20	2



Graduates

SM '15	-
SM '16	-
SM '17	-
SM '18	-
SM '19	-
SM '20	-



Demographics	Male						Female						Grand Total					
	Full-time		Part-time		Male Total		Full-time		Part-time		Female Total		Full-time		Part-time		Grand Total	
	#	%	#	%	#	%	#	%	#	%	#	%	#	%	#	%	#	%
Asian																		
American Indian / Alaskan Native																		
Black or African American																		
Hispanic																		
White	2	100.0%			2	100.0%							2	100.0%			2	100.0%
Native Hawaiian or Pacific Islander																		
Unknown																		
Totals	2	100.0%			2	100.0%							2	100.0%			2	100.0%



History

Fall 2020

CIP Code: 54.0101

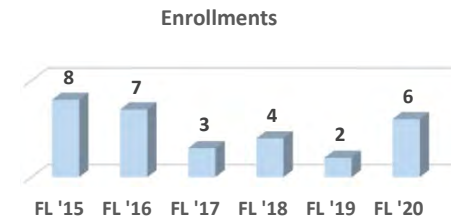
Curriculum Code: 000AA0086

Program: AA

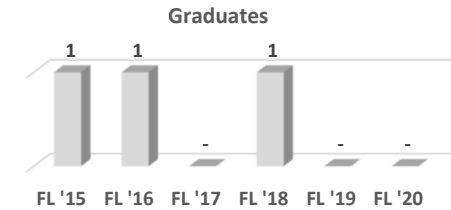
Total Enrollment:	6	100.0%	Male:	5	83.3%	FT:	4	66.7%	Avg Age:	25.7
Minority:			Female:	1	16.7%	PT:	2	33.3%	Feeder Enrl:	3 50.0%

Feeder H.S. Enrollees	#	%	Age	#	%
Carbondale	1	16.7%	< = 17		
Carterville	1	16.7%	18-20	1	16.7%
Crab Orchard			21-25	2	33.3%
DuQuoin	1	16.7%	26-30	3	50.0%
Elverado			31-40		
Herrin			41-50		
Johnston City			51-60		
Marion			61-70		
Murphysboro			71-80		
West Frankfort			81+		
Trico			Unk		
Feeder H.S. Total	3	50.0%	Total	6	100.0%
Agape Christian			Avg	25.7	
GED			<21	1	16.7%
			>60		

Enrollments	
FL '15	8
FL '16	7
FL '17	3
FL '18	4
FL '19	2
FL '20	6



Graduates	
FL '15	1
FL '16	1
FL '17	-
FL '18	1
FL '19	-
FL '20	-



Demographics	Male						Female						Grand Total					
	Full-time		Part-time		Male Total		Full-time		Part-time		Female Total		Full-time		Part-time		Grand Total	
	#	%	#	%	#	%	#	%	#	%	#	%	#	%	#	%	#	%
Asian																		
American Indian / Alaskan Native																		
Black or African American																		
Hispanic																		
White	4	66.7%	1	16.7%	5	83.3%							4	66.7%	1	16.7%	5	83.3%
Native Hawaiian or Pacific Islander																		
Unknown									1	16.7%	1	16.7%			1	16.7%	1	16.7%
Totals	4	66.7%	1	16.7%	5	83.3%			1	16.7%	1	16.7%	4	66.7%	2	33.3%	6	100.0%



History

Spring 2021

CIP Code: 54.0101

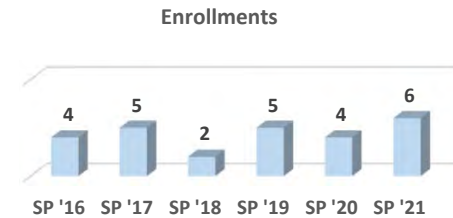
Curriculum Code: 000AA0086

Program: AA

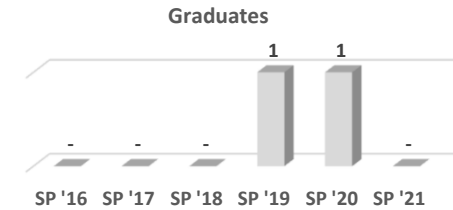
Total Enrollment:	6	100.0%	Male:	4	66.7%	FT:	3	50.0%	Avg Age:	27.7
Minority:	1	16.7%	Female:	2	33.3%	PT:	3	50.0%	Feeder Enrl:	3 50.0%

Feeder H.S. Enrollees	#	%	Age	#	%
Carbondale	2	33.3%	< = 17		
Carterville			18-20	2	33.3%
Crab Orchard			21-25		
DuQuoin			26-30	2	33.3%
Elverado			31-40	2	33.3%
Herrin			41-50		
Johnston City			51-60		
Marion	1	16.7%	61-70		
Murphysboro			71-80		
West Frankfort			81+		
Trico			Unk		
Feeder H.S. Total	3	50.0%	Total	6	100.0%
Agape Christian			Avg	27.7	
GED			<21	2	33.3%
			>60		

Enrollments	
SP '16	4
SP '17	5
SP '18	2
SP '19	5
SP '20	4
SP '21	6



Graduates	
SP '16	-
SP '17	-
SP '18	-
SP '19	1
SP '20	1
SP '21	-



Demographics	Male						Female						Grand Total					
	Full-time		Part-time		Male Total		Full-time		Part-time		Female Total		Full-time		Part-time		Grand Total	
	#	%	#	%	#	%	#	%	#	%	#	%	#	%	#	%	#	%
Asian																		
American Indian / Alaskan Native																		
Black or African American									1	16.7%	1	16.7%			1	16.7%	1	16.7%
Hispanic																		
White	3	50.0%	1	16.7%	4	66.7%			1	16.7%	1	16.7%	3	50.0%	2	33.3%	5	83.3%
Native Hawaiian or Pacific Islander																		
Unknown																		
Totals	3	50.0%	1	16.7%	4	66.7%			2	33.3%	2	33.3%	3	50.0%	3	50.0%	6	100.0%

Associate in Arts

History Education

CIP Code: *13.1328*

Curriculum Code: *000AA0086*



History Education

CIP Code: 13.1328

Curriculum Code: 000AA0086

Program: AA

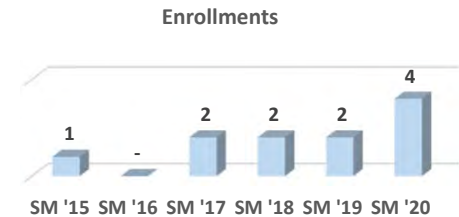
Summer 2020

Total Enrollment:	4	100.0%	Male:	2	50.0%	FT:	2	50.0%	Avg Age:	32.6
Minority:			Female:	2	50.0%	PT:	2	50.0%	Feeder Enrl:	2 50.0%

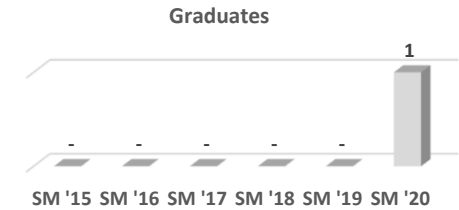
Feeder H.S. Enrollees	#	%
Carbondale	1	25.0%
Carterville		
Crab Orchard		
DuQuoin		
Elverado		
Herrin		
Johnston City	1	25.0%
Marion		
Murphysboro		
West Frankfort		
Trico		
Feeder H.S. Total	2	50.0%
Agape Christian		
GED		

Age	#	%
< = 17		
18-20	1	25.0%
21-25	1	25.0%
26-30		
31-40		
41-50	2	50.0%
51-60		
61-70		
71-80		
81+		
Unk		
Total	4	100.0%
Avg	32.6	
<21	1	25.0%
>60		

Enrollments	
SM '15	1
SM '16	-
SM '17	2
SM '18	2
SM '19	2
SM '20	4



Graduates	
SM '15	-
SM '16	-
SM '17	-
SM '18	-
SM '19	-
SM '20	1



Demographics	Male						Female						Grand Total					
	Full-time		Part-time		Male Total		Full-time		Part-time		Female Total		Full-time		Part-time		Grand Total	
	#	%	#	%	#	%	#	%	#	%	#	%	#	%	#	%	#	%
Asian																		
American Indian / Alaskan Native																		
Black or African American																		
Hispanic																		
White	1	25.0%	1	25.0%	2	50.0%			1	25.0%	1	25.0%	1	25.0%	2	50.0%	3	75.0%
Native Hawaiian or Pacific Islander																		
Unknown							1	25.0%			1	25.0%	1	25.0%			1	25.0%
Totals	1	25.0%	1	25.0%	2	50.0%	1	25.0%	1	25.0%	2	50.0%	2	50.0%	2	50.0%	4	100.0%



History Education

Fall 2020

CIP Code: 13.1328

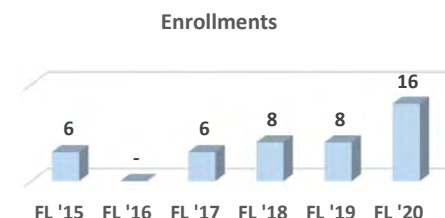
Curriculum Code: 000AA0086

Program: AA

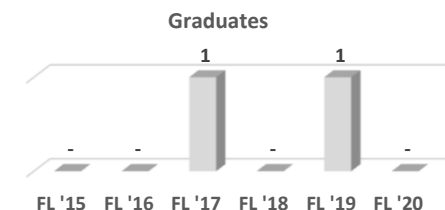
Total Enrollment:	16	100.0%	Male:	11	68.8%	FT:	8	50.0%	Avg Age:	23.7
Minority:	2	12.5%	Female:	5	31.3%	PT:	8	50.0%	Feeder Enrl:	7 43.8%

Feeder H.S. Enrollees	#	%	Age	#	%
Carbondale	1	6.3%	< = 17		
Carterville	3	18.8%	18-20	10	62.5%
Crab Orchard			21-25	2	12.5%
DuQuoin			26-30	2	12.5%
Elverado			31-40		
Herrin			41-50	2	12.5%
Johnston City	1	6.3%	51-60		
Marion	2	12.5%	61-70		
Murphysboro			71-80		
West Frankfort			81+		
Trico			Unk		
Feeder H.S. Total	7	43.8%	Total	16	100.0%
Agape Christian	1	6.3%	Avg	23.7	
GED	2	12.5%	<21	10	62.5%
			>60		

Enrollments	
FL '15	6
FL '16	-
FL '17	6
FL '18	8
FL '19	8
FL '20	16



Graduates	
FL '15	-
FL '16	-
FL '17	1
FL '18	-
FL '19	1
FL '20	-



Demographics	Male						Female						Grand Total					
	Full-time		Part-time		Male Total		Full-time		Part-time		Female Total		Full-time		Part-time		Grand Total	
	#	%	#	%	#	%	#	%	#	%	#	%	#	%	#	%	#	%
Asian																		
American Indian / Alaskan Native																		
Black or African American			1	6.3%	1	6.3%									1	6.3%	1	6.3%
Hispanic									1	6.3%	1	6.3%			1	6.3%	1	6.3%
White	3	18.8%	3	18.8%	6	37.5%	3	18.8%	1	6.3%	4	25.0%	6	37.5%	4	25.0%	10	62.5%
Native Hawaiian or Pacific Islander																		
Unknown	2	12.5%	2	12.5%	4	25.0%							2	12.5%	2	12.5%	4	25.0%
Totals	5	31.3%	6	37.5%	11	68.8%	3	18.8%	2	12.5%	5	31.3%	8	50.0%	8	50.0%	16	100.0%



History Education

Spring 2021

CIP Code: 13.1328

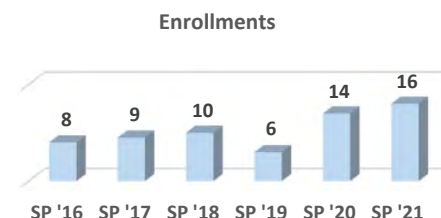
Curriculum Code: 000AA0086

Program: AA

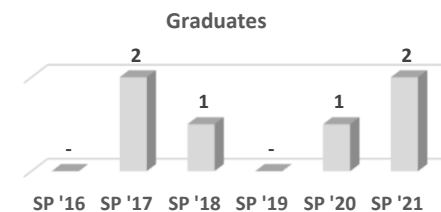
Total Enrollment:	16	100.0%	Male:	10	62.5%	FT:	7	43.8%	Avg Age:	23.8
Minority:	1	6.3%	Female:	6	37.5%	PT:	9	56.3%	Feeder Enrl:	11 68.8%

Feeder H.S. Enrollees	#	%	Age	#	%
Carbondale	2	12.5%	< = 17		
Carterville	1	6.3%	18-20	9	56.3%
Crab Orchard	1	6.3%	21-25	2	12.5%
DuQuoin			26-30	3	18.8%
Elverado			31-40	1	6.3%
Herrin	3	18.8%	41-50	1	6.3%
Johnston City	1	6.3%	51-60		
Marion	1	6.3%	61-70		
Murphysboro	2	12.5%	71-80		
West Frankfort			81+		
Trico			Unk		
Feeder H.S. Total	11	68.8%	Total	16	100.0%
Agape Christian			Avg	23.8	
GED			<21	9	56.3%
			>60		

Enrollments	
SP '16	8
SP '17	9
SP '18	10
SP '19	6
SP '20	14
SP '21	16



Graduates	
SP '16	-
SP '17	2
SP '18	1
SP '19	-
SP '20	1
SP '21	2



Demographics	Male						Female						Grand Total					
	Full-time		Part-time		Male Total		Full-time		Part-time		Female Total		Full-time		Part-time		Grand Total	
	#	%	#	%	#	%	#	%	#	%	#	%	#	%	#	%	#	%
Asian																		
American Indian / Alaskan Native																		
Black or African American																		
Hispanic									1	6.3%	1	6.3%			1	6.3%	1	6.3%
White	3	18.8%	5	31.3%	8	50.0%	3	18.8%	2	12.5%	5	31.3%	6	37.5%	7	43.8%	13	81.3%
Native Hawaiian or Pacific Islander																		
Unknown	1	6.3%	1	6.3%	2	12.5%							1	6.3%	1	6.3%	2	12.5%
Totals	4	25.0%	6	37.5%	10	62.5%	3	18.8%	3	18.8%	6	37.5%	7	43.8%	9	56.3%	16	100.0%

Associate in Arts

Horticulture

CIP Code: *01.0699*

Curriculum Code: *000AA0086*



Horticulture

Summer 2020

CIP Code: 01.0699

Curriculum Code: 000AA0086

Program: AA

Total Enrollment: 1 100.0%

Male: 1 100.0%

FT: 1 100.0%

Avg Age: 19.5

Minority:

Female: 1 100.0%

PT:


Feeder Enrl:

Feeder H.S. Enrollees	#	%
Carbondale		
Cartersville		
Crab Orchard		
DuQuoin		
Elverado		
Herrin		
Johnston City		
Marion		
Murphysboro		
West Frankfort		
Trico		
Feeder H.S. Total		
Agape Christian		
GED	1	100.0%

Age	#	%
< = 17		
18-20	1	100.0%
21-25		
26-30		
31-40		
41-50		
51-60		
61-70		
71-80		
81+		
Unk		
Total	1	100.0%
Avg	19.5	
<21	1	100.0%
>=60		

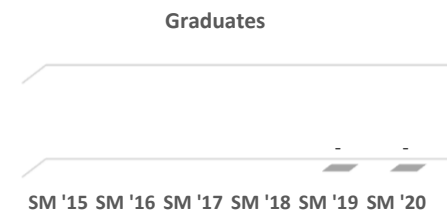
Enrollments

SM '15	
SM '16	
SM '17	
SM '18	
SM '19	-
SM '20	1



Graduates

SM '15	
SM '16	
SM '17	
SM '18	
SM '19	-
SM '20	-



Demographics	Male						Female						Grand Total					
	Full-time		Part-time		Male Total		Full-time		Part-time		Female Total		Full-time		Part-time		Grand Total	
	#	%	#	%	#	%	#	%	#	%	#	%	#	%	#	%	#	%
Asian																		
American Indian / Alaskan Native																		
Black or African American																		
Hispanic																		
White							1	100.0%			1	100.0%	1	100.0%			1	100.0%
Native Hawaiian or Pacific Islander																		
Unknown																		
Totals							1	100.0%			1	100.0%	1	100.0%			1	100.0%



Horticulture

Fall 2020

CIP Code: 01.0699



Curriculum Code: 000AA0086

Program: AA

Total Enrollment:	4	100.0%	Male:	1	25.0%	FT:	2	50.0%	Avg Age:	21.5
Minority:	1	25.0%	Female:	3	75.0%	PT:	2	50.0%	Feeder Enrl:	1 25.0%

Feeder H.S. Enrollees	#	%
Carbondale		
Carterville		
Crab Orchard		
DuQuoin		
Elverado		
Herrin		
Johnston City		
Marion		
Murphysboro		
West Frankfort		
Trico	1	25.0%
Feeder H.S. Total	1	25.0%
Agape Christian		
GED		

Age	#	%
<= 17		
18-20	2	50.0%
21-25	2	50.0%
26-30		
31-40		
41-50		
51-60		
61-70		
71-80		
81+		
Unk		
Total	4	100.0%
Avg	21.5	
<21	2	50.0%
>=60		



Demographics	Male						Female						Grand Total					
	Full-time		Part-time		Male Total		Full-time		Part-time		Female Total		Full-time		Part-time		Grand Total	
	#	%	#	%	#	%	#	%	#	%	#	%	#	%	#	%	#	%
Asian																		
American Indian / Alaskan Native																		
Black or African American							1	25.0%			1	25.0%	1	25.0%			1	25.0%
Hispanic																		
White			1	25.0%	1	25.0%	1	25.0%	1	25.0%	2	50.0%	1	25.0%	2	50.0%	3	75.0%
Native Hawaiian or Pacific Islander																		
Unknown																		
Totals			1	25.0%	1	25.0%	2	50.0%	1	25.0%	3	75.0%	2	50.0%	2	50.0%	4	100.0%



Horticulture

Spring 2021


CIP Code: 01.0699

Curriculum Code: 000AA0086

Program: AA

Total Enrollment:	4	100.0%	Male:			FT:	3	75.0%	Avg Age:	21.7
Minority:	1	25.0%	Female:	4	100.0%	PT:	1	25.0%	Feeder Enrl:	2 50.0%

Feeder H.S. Enrollees	#	%	Age	#	%
Carbondale			<= 17		
Carterville			18-20	2	50.0%
Crab Orchard	1	25.0%	21-25	2	50.0%
DuQuoin			26-30		
Elverado			31-40		
Herrin			41-50		
Johnston City			51-60		
Marion			61-70		
Murphysboro			71-80		
West Frankfort	1	25.0%	81+		
Trico			Unk		
Feeder H.S. Total	2	50.0%	Total	4	100.0%
Agape Christian			Avg	21.7	
GED	1	25.0%	<21	2	50.0%
			>=60		



Demographics	Male						Female						Grand Total					
	Full-time		Part-time		Male Total		Full-time		Part-time		Female Total		Full-time		Part-time		Grand Total	
	#	%	#	%	#	%	#	%	#	%	#	%	#	%	#	%	#	%
Asian																		
American Indian / Alaskan Native																		
Black or African American							1	25.0%			1	25.0%	1	25.0%			1	25.0%
Hispanic																		
White							2	50.0%	1	25.0%	3	75.0%	2	50.0%	1	25.0%	3	75.0%
Native Hawaiian or Pacific Islander																		
Unknown																		
Totals							3	75.0%	1	25.0%	4	100.0%	3	75.0%	1	25.0%	4	100.0%

Associate in Arts

International Studies

CIP Code: **30.2001**

Curriculum Code: **000AA0086**



International Studies

CIP Code: 30.2001

Curriculum Code: 000AA0086

Program: AA

Summer 2020

Total Enrollment:

Male:

FT:

Avg Age:

Minority:

Female:

PT:

Feeder Enrl:

Feeder H.S. Enrollees

%

Carbondale
Carterville
Crab Orchard
DuQuoin
Elverado
Herrin
Johnston City
Marion
Murphysboro
West Frankfort
Trico

Feeder H.S. Total

Agape Christian
GED

Age # %

< = 17
18-20
21-25
26-30
31-40
41-50
51-60
61-70
71-80
81+
Unk

Total

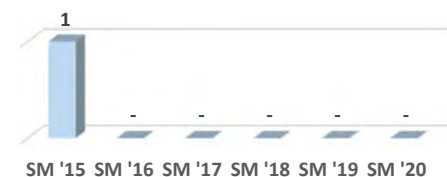
Avg

<21
>60

Enrollments

SM '15 1
SM '16 -
SM '17 -
SM '18 -
SM '19 -
SM '20 -

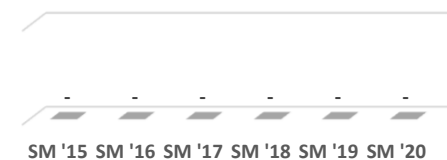
Enrollments



Graduates

SM '15 -
SM '16 -
SM '17 -
SM '18 -
SM '19 -
SM '20 -

Graduates



Demographics	Male						Female						Grand Total					
	Full-time		Part-time		Male Total		Full-time		Part-time		Female Total		Full-time		Part-time		Grand Total	
	#	%	#	%	#	%	#	%	#	%	#	%	#	%	#	%	#	%
Asian																		
American Indian / Alaskan Native																		
Black or African American																		
Hispanic																		
White																		
Native Hawaiian or Pacific Islander																		
Unknown																		
Totals																		



International Studies

Fall 2020

CIP Code: 30.2001

Curriculum Code: 000AA0086

Program: AA

Total Enrollment:

Male:

FT:

Avg Age:

Minority:

Female:

PT:

Feeder Enrl:

Feeder H.S. Enrollees

%

Age # %

Carbondale
Carterville
Crab Orchard
DuQuoin
Elverado
Herrin
Johnston City
Marion
Murphysboro
West Frankfort
Trico

< = 17
18-20
21-25
26-30
31-40
41-50
51-60
61-70
71-80
81+
Unk

Feeder H.S. Total

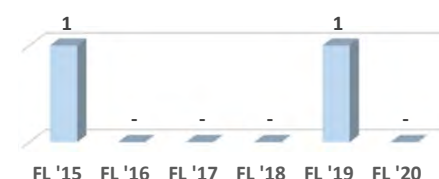
Agape Christian
GED

Total
Avg
<21
>60

Enrollments

FL '15 1
FL '16 -
FL '17 -
FL '18 -
FL '19 1
FL '20 -


Enrollments



Graduates

FL '15 -
FL '16 -
FL '17 -
FL '18 -
FL '19 -
FL '20 -

Graduates



Demographics	Male						Female						Grand Total					
	Full-time		Part-time		Male Total		Full-time		Part-time		Female Total		Full-time		Part-time		Grand Total	
	#	%	#	%	#	%	#	%	#	%	#	%	#	%	#	%	#	%
Asian																		
American Indian / Alaskan Native																		
Black or African American																		
Hispanic																		
White																		
Native Hawaiian or Pacific Islander																		
Unknown																		
Totals																		



International Studies

CIP Code: 30.2001

Curriculum Code: 000AA0086

Program: AA

Spring 2021

Total Enrollment:

Male:

FT:

Avg Age:

Minority:

Female:

PT:

Feeder Enrl:

Feeder H.S. Enrollees

#

%

Age

#

%

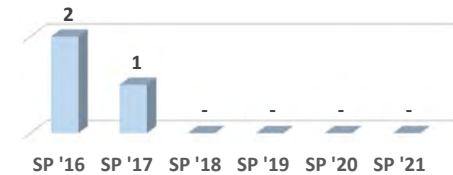
Enrollments

Enrollments

Carbondale
Carterville
Crab Orchard
DuQuoin
Elverado
Herrin
Johnston City
Marion
Murphysboro
West Frankfort
Trico

< = 17
18-20
21-25
26-30
31-40
41-50
51-60
61-70
71-80
81+
Unk

SP '16 2
SP '17 1
SP '18 -
SP '19 -
SP '20 -
SP '21 -



Feeder H.S. Total

Total

Avg

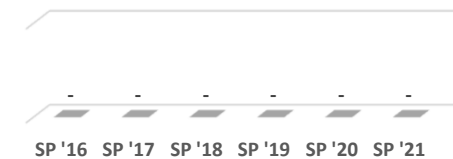
Agape Christian
GED

<21
>60

Graduates

Graduates

SP '16 -
SP '17 -
SP '18 -
SP '19 -
SP '20 -
SP '21 -



Demographics	Male						Female						Grand Total					
	Full-time		Part-time		Male Total		Full-time		Part-time		Female Total		Full-time		Part-time		Grand Total	
	#	%	#	%	#	%	#	%	#	%	#	%	#	%	#	%	#	%
Asian																		
American Indian / Alaskan Native																		
Black or African American																		
Hispanic																		
White																		
Native Hawaiian or Pacific Islander																		
Unknown																		
Totals																		

Associate in Arts

Math Education

CIP Code: **13.1311**

Curriculum Code: **000AA0086**



Math Education

CIP Code: 13.1311

Curriculum Code: 000AA0086

Program: AA

Summer 2020

Total Enrollment:

Male:

FT:

Avg Age:

Minority:

Female:

PT:

Feeder Enrl:

Feeder H.S. Enrollees

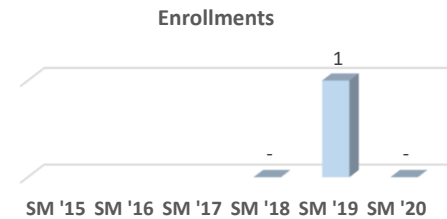
	#	%
Carbondale		
Carterville		
Crab Orchard		
DuQuoin		
Elverado		
Herrin		
Johnston City		
Marion		
Murphysboro		
West Frankfort		
Trico		
Feeder H.S. Total		
Agape Christian		
GED		

Age

	#	%
< = 17		
18-20		
21-25		
26-30		
31-40		
41-50		
51-60		
61-70		
71-80		
81+		
Unk		
Total		
Avg		
<21		
>60		

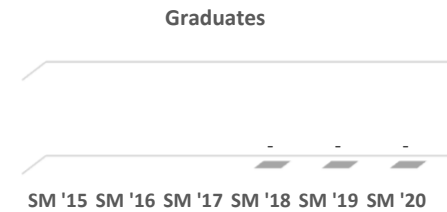
Enrollments

SM '15	
SM '16	
SM '17	
SM '18	-
SM '19	1
SM '20	-



Graduates

SM '15	
SM '16	
SM '17	
SM '18	-
SM '19	-
SM '20	-



Demographics	Male						Female						Grand Total					
	Full-time		Part-time		Male Total		Full-time		Part-time		Female Total		Full-time		Part-time		Grand Total	
	#	%	#	%	#	%	#	%	#	%	#	%	#	%	#	%	#	%
Asian																		
American Indian / Alaskan Native																		
Black or African American																		
Hispanic																		
White																		
Native Hawaiian or Pacific Islander																		
Unknown																		
Totals																		



Math Education

Fall 2020

CIP Code: 13.1311

Curriculum Code: 000AA0086

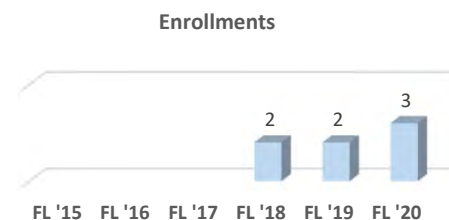
Program: AA

Total Enrollment:	3	100.0%	Male:	2	66.7%	FT:	2	66.7%	Avg Age:	23.0
Minority:	1	33.3%	Female:	1	33.3%	PT:	1	33.3%	Feeder Enrl:	1 33.3%


Feeder H.S. Enrollees	#	%
Carbondale		
Carterville		
Crab Orchard		
DuQuoin		
Elverado		
Herrin		
Johnston City		
Marion		
Murphysboro	1	33.3%
West Frankfort		
Trico		
Feeder H.S. Total	1	33.3%
Agape Christian		
GED		

Age	#	%
<= 17		
18-20	2	66.7%
21-25		
26-30		
31-40	1	33.3%
41-50		
51-60		
61-70		
71-80		
81+		
Unk		
Total	3	100.0%
Avg	23.0	
<21	2	66.7%
>60		

Enrollments	
FL '15	
FL '16	
FL '17	
FL '18	2
FL '19	2
FL '20	3



<u>Graduates</u>	
FL '15	
FL '16	
FL '17	
FL '18	-
FL '19	-
FL '20	-



Demographics	Male						Female						Grand Total					
	Full-time		Part-time		Male Total		Full-time		Part-time		Female Total		Full-time		Part-time		Grand Total	
	#	%	#	%	#	%	#	%	#	%	#	%	#	%	#	%	#	%
Asian									1	33.3%	1	33.3%			1	33.3%	1	33.3%
American Indian / Alaskan Native																		
Black or African American																		
Hispanic																		
White	2	66.7%			2	66.7%							2	66.7%			2	66.7%
Native Hawaiian or Pacific Islander																		
Unknown																		
Totals	2	66.7%			2	66.7%			1	33.3%	1	33.3%	2	66.7%	1	33.3%	3	100.0%



Math Education

CIP Code: 13.1311

Curriculum Code: 000AA0086

Program: AA

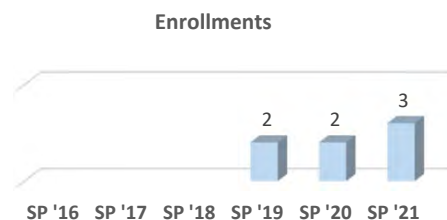
Spring 2021

Total Enrollment:	3	100.0%	Male:	2	66.7%	FT:	3	100.0%	Avg Age:	18.9
Minority:			Female:	1	33.3%	PT:			Feeder Enrl:	2 66.7%

Feeder H.S. Enrollees	#	%	Age	#	%
Carbondale			< = 17		
Carterville			18-20	3	100.0%
Crab Orchard			21-25		
DuQuoin			26-30		
Elverado			31-40		
Herrin	1	33.3%	41-50		
Johnston City			51-60		
Marion			61-70		
Murphysboro			71-80		
West Frankfort	1	33.3%	81+		
Trico			Unk		
Feeder H.S. Total	2	66.7%	Total	3	100.0%
Agape Christian			Avg	18.9	
GED			<21	3	100.0%
			>60		


Enrollments

SP '16	
SP '17	
SP '18	
SP '19	2
SP '20	2
SP '21	3



Graduates

SP '16	
SP '17	
SP '18	
SP '19	-
SP '20	-
SP '21	-



Demographics	Male						Female						Grand Total					
	Full-time		Part-time		Male Total		Full-time		Part-time		Female Total		Full-time		Part-time		Grand Total	
	#	%	#	%	#	%	#	%	#	%	#	%	#	%	#	%	#	%
Asian																		
American Indian / Alaskan Native																		
Black or African American																		
Hispanic																		
White	2	66.7%			2	66.7%	1	33.3%			1	33.3%	3	100.0%			3	100.0%
Native Hawaiian or Pacific Islander																		
Unknown																		
Totals	2	66.7%			2	66.7%	1	33.3%			1	33.3%	3	100.0%			3	100.0%

Associate in Arts

Music

CIP Code: **50.0901**

Curriculum Code: **000AA0086**



Music

CIP Code: 50.0901

Curriculum Code: 000AA0086

Program: AA

Summer 2020

Total Enrollment:

Male:

FT:

Avg Age:

Minority:

Female:

PT:

Feeder Enrl:

Feeder H.S. Enrollees

#

%

Age

#

%

Enrollments

Carbondale

Carterville

Crab Orchard

DuQuoin

Elverado

Herrin

Johnston City

Marion

Murphysboro

West Frankfort

Trico

Feeder H.S. Total

Agape Christian

GED

< = 17

18-20

21-25

26-30

31-40

41-50

51-60

61-70

71-80

81+

Unk

Total

Avg

<21

>60

SM '15 3

SM '16 2

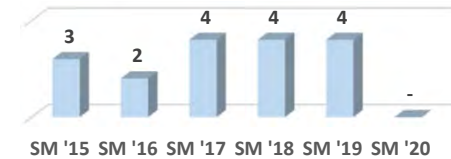
SM '17 4

SM '18 4

SM '19 4

SM '20 -

Enrollments



Graduates

SM '15 -

SM '16 -

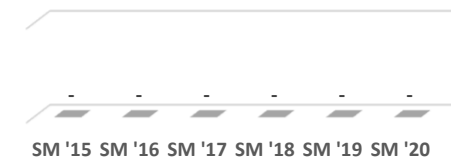
SM '17 -

SM '18 -

SM '19 -

SM '20 -

Graduates



Demographics	Male						Female						Grand Total					
	Full-time		Part-time		Male Total		Full-time		Part-time		Female Total		Full-time		Part-time		Grand Total	
	#	%	#	%	#	%	#	%	#	%	#	%	#	%	#	%	#	%
Asian																		
American Indian / Alaskan Native																		
Black or African American																		
Hispanic																		
White																		
Native Hawaiian or Pacific Islander																		
Unknown																		
Totals																		



Music

CIP Code: 50.0901

Curriculum Code: 000AA0086

Program: AA

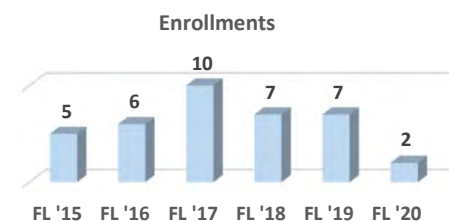
Fall 2020

Total Enrollment:	2	100.0%	Male:	1	50.0%	FT:	2	100.0%	Avg Age:	19.3
Minority:			Female:	1	50.0%	PT:			Feeder Enrl:	1 50.0%

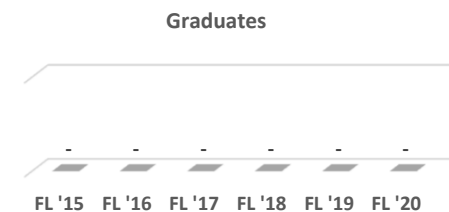
Feeder H.S. Enrollees	#	%
Carbondale		
Carterville	1	50.0%
Crab Orchard		
DuQuoin		
Elverado		
Herrin		
Johnston City		
Marion		
Murphysboro		
West Frankfort		
Trico		
Feeder H.S. Total	1	50.0%
Agape Christian		
GED		

Age	#	%
<= 17		
18-20	2	100.0%
21-25		
26-30		
31-40		
41-50		
51-60		
61-70		
71-80		
81+		
Unk		
Total	2	100.0%
Avg	19.3	
<21	2	100.0%
>60		

Enrollments	
FL '15	5
FL '16	6
FL '17	10
FL '18	7
FL '19	7
FL '20	2



Graduates	
FL '15	-
FL '16	-
FL '17	-
FL '18	-
FL '19	-
FL '20	-



Demographics	Male						Female						Grand Total					
	Full-time		Part-time		Male Total		Full-time		Part-time		Female Total		Full-time		Part-time		Grand Total	
	#	%	#	%	#	%	#	%	#	%	#	%	#	%	#	%	#	%
Asian																		
American Indian / Alaskan Native																		
Black or African American																		
Hispanic																		
White	1	50.0%			1	50.0%	1	50.0%			1	50.0%	2	100.0%			2	100.0%
Native Hawaiian or Pacific Islander																		
Unknown																		
Totals	1	50.0%			1	50.0%	1	50.0%			1	50.0%	2	100.0%			2	100.0%



Music

CIP Code: 50.0901

Curriculum Code: 000AA0086

Program: AA

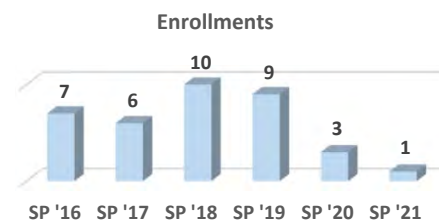
Spring 2021

Total Enrollment:	1	100.0%	Male:	1	100.0%	FT:	1	100.0%	Avg Age:	19.4
Minority:			Female:			PT:			Feeder Enrl:	1 100.0%

Feeder H.S. Enrollees	#	%	Age	#	%
Carbondale			< = 17		
Carterville			18-20	1	100.0%
Crab Orchard			21-25		
DuQuoin			26-30		
Elverado			31-40		
Herrin			41-50		
Johnston City			51-60		
Marion	1	100.0%	61-70		
Murphysboro			71-80		
West Frankfort			81+		
Trico			Unk		
Feeder H.S. Total	1	100.0%	Total	1	100.0%
Agape Christian			Avg	19.4	
GED			<21	1	100.0%
			>60		

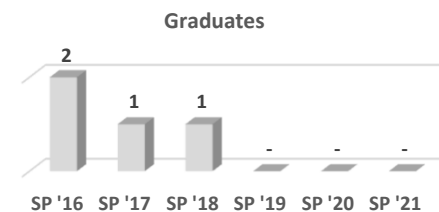
Enrollments

SP '16	7
SP '17	6
SP '18	10
SP '19	9
SP '20	3
SP '21	1



Graduates

SP '16	2
SP '17	1
SP '18	1
SP '19	-
SP '20	-
SP '21	-



Demographics	Male						Female						Grand Total					
	Full-time		Part-time		Male Total		Full-time		Part-time		Female Total		Full-time		Part-time		Grand Total	
	#	%	#	%	#	%	#	%	#	%	#	%	#	%	#	%	#	%
Asian																		
American Indian / Alaskan Native																		
Black or African American																		
Hispanic																		
White	1	100.0%			1	100.0%							1	100.0%			1	100.0%
Native Hawaiian or Pacific Islander																		
Unknown																		
Totals	1	100.0%			1	100.0%							1	100.0%			1	100.0%

Associate in Arts

Physical Education/Kinesiology Teacher Education

CIP Code: **13.1314**

Curriculum Code: **000AA0086**



Physical Education/Kinesiology Teacher Education

Summer 2020

CIP Code: 13.1314

Curriculum Code: 000AA0086

Program: AA

Total Enrollment: 1 100.0%

Male: 1 100.0%

FT:

Avg Age: 23.8

Minority:

Female:

PT: 1 100.0%

Feeder Enrl:

Feeder H.S. Enrollees

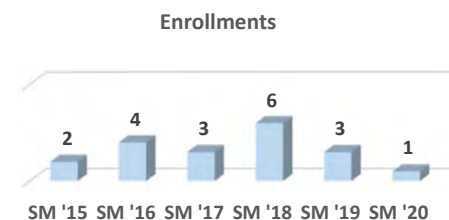
	#	%
Carbondale		
Cartersville		
Crab Orchard		
DuQuoin		
Elverado		
Herrin		
Johnston City		
Marion		
Murphysboro		
West Frankfort		
Trico		
Feeder H.S. Total		
Agape Christian		
GED		

Age

	#	%
< = 17		
18-20		
21-25	1	100.0%
26-30		
31-40		
41-50		
51-60		
61-70		
71-80		
81+		
Unk		
Total	1	100.0%
Avg	23.8	
<21		
>60		

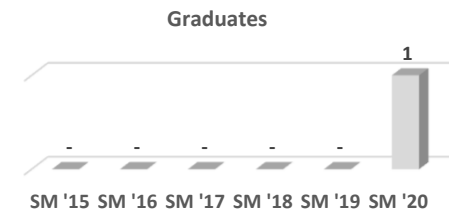
Enrollments

SM '15	2
SM '16	4
SM '17	3
SM '18	6
SM '19	3
SM '20	1



Graduates

SM '15	-
SM '16	-
SM '17	-
SM '18	-
SM '19	-
SM '20	1



Demographics	Male						Female						Grand Total					
	Full-time		Part-time		Male Total		Full-time		Part-time		Female Total		Full-time		Part-time		Grand Total	
	#	%	#	%	#	%	#	%	#	%	#	%	#	%	#	%	#	%
Asian																		
American Indian / Alaskan Native																		
Black or African American																		
Hispanic																		
White			1	100.0%	1	100.0%									1	100.0%	1	100.0%
Native Hawaiian or Pacific Islander																		
Unknown																		
Totals			1	100.0%	1	100.0%									1	100.0%	1	100.0%



Physical Education/Kinesiology Teacher Education

Fall 2020

CIP Code: 13.1314

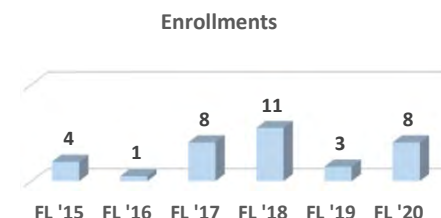
Curriculum Code: 000AA0086

Program: AA

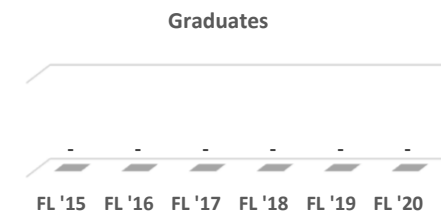
Total Enrollment:	8	100.0%	Male:	8	100.0%	FT:	4	50.0%	Avg Age:	24.4
Minority:	3	37.5%	Female:			PT:	4	50.0%	Feeder Enrl:	1 12.5%

Feeder H.S. Enrollees	#	%	Age	#	%
Carbondale			< = 17	1	12.5%
Carterville			18-20	4	50.0%
Crab Orchard			21-25	2	25.0%
DuQuoin			26-30		
Elverado			31-40		
Herrin	1	12.5%	41-50		
Johnston City			51-60	1	12.5%
Marion			61-70		
Murphysboro			71-80		
West Frankfort			81+		
Trico			Unk		
Feeder H.S. Total	1	12.5%	Total	8	100.0%
Agape Christian			Avg	24.4	
GED			<21	5	62.5%
			>60		

Enrollments	
FL '15	4
FL '16	1
FL '17	8
FL '18	11
FL '19	3
FL '20	8



Graduates	
FL '15	-
FL '16	-
FL '17	-
FL '18	-
FL '19	-
FL '20	-



Demographics	Male						Female						Grand Total					
	Full-time		Part-time		Male Total		Full-time		Part-time		Female Total		Full-time		Part-time		Grand Total	
	#	%	#	%	#	%	#	%	#	%	#	%	#	%	#	%	#	%
Asian																		
American Indian / Alaskan Native																		
Black or African American			3	37.5%	3	37.5%									3	37.5%	3	37.5%
Hispanic																		
White	3	37.5%	1	12.5%	4	50.0%							3	37.5%	1	12.5%	4	50.0%
Native Hawaiian or Pacific Islander																		
Unknown	1	12.5%			1	12.5%							1	12.5%			1	12.5%
Totals	4	50.0%	4	50.0%	8	100.0%							4	50.0%	4	50.0%	8	100.0%



Physical Education/Kinesiology Teacher Education

Spring 2021

CIP Code: 13.1314

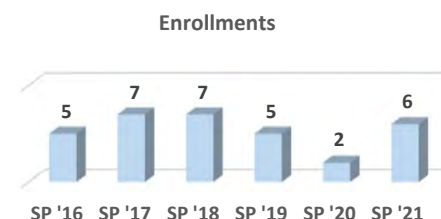
Curriculum Code: 000AA0086

Program: AA

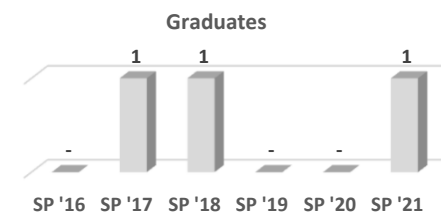
Total Enrollment:	6	100.0%	Male:	6	100.0%	FT:	4	66.7%	Avg Age:	27.1
Minority:	1	16.7%	Female:			PT:	2	33.3%	Feeder Enrl:	2 33.3%

Feeder H.S. Enrollees	#	%	Age	#	%
Carbondale			< = 17		
Carterville			18-20	2	33.3%
Crab Orchard			21-25	3	50.0%
DuQuoin			26-30		
Elverado			31-40		
Herrin	1	16.7%	41-50		
Johnston City			51-60	1	16.7%
Marion			61-70		
Murphysboro			71-80		
West Frankfort	1	16.7%	81+		
Trico			Unk		
Feeder H.S. Total	2	33.3%	Total	6	100.0%
Agape Christian			Avg	27.1	
GED			<21	2	33.3%
			>60		

Enrollments	
SP '16	5
SP '17	7
SP '18	7
SP '19	5
SP '20	2
SP '21	6



Graduates	
SP '16	-
SP '17	1
SP '18	1
SP '19	-
SP '20	-
SP '21	1



Demographics	Male						Female						Grand Total					
	Full-time		Part-time		Male Total		Full-time		Part-time		Female Total		Full-time		Part-time		Grand Total	
	#	%	#	%	#	%	#	%	#	%	#	%	#	%	#	%	#	%
Asian																		
American Indian / Alaskan Native																		
Black or African American	1	16.7%			1	16.7%							1	16.7%			1	16.7%
Hispanic																		
White	2	33.3%	2	33.3%	4	66.7%							2	33.3%	2	33.3%	4	66.7%
Native Hawaiian or Pacific Islander																		
Unknown	1	16.7%			1	16.7%							1	16.7%			1	16.7%
Totals	4	66.7%	2	33.3%	6	100.0%							4	66.7%	2	33.3%	6	100.0%

Associate in Arts

Political Science

CIP Code: *45.1001*

Curriculum Code: *000AA0086*



Political Science

CIP Code: 45.1001

Curriculum Code: 000AA0086

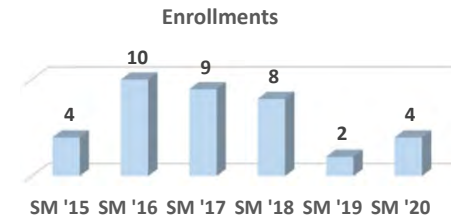
Program: AA

Summer 2020

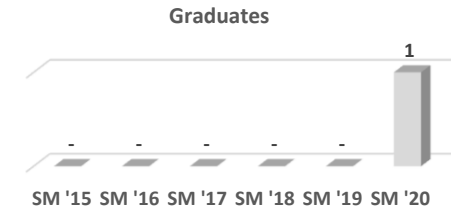
Total Enrollment:	4	100.0%	Male:	2	50.0%	FT:	2	50.0%	Avg Age:	19.9
Minority:	1	25.0%	Female:	2	50.0%	PT:	2	50.0%	Feeder Enrl:	3 75.0%

Feeder H.S. Enrollees	#	%	Age	#	%
Carbondale			< = 17	1	25.0%
Carterville			18-20	1	25.0%
Crab Orchard			21-25	2	50.0%
DuQuoin			26-30		
Elverado			31-40		
Herrin			41-50		
Johnston City			51-60		
Marion	2	50.0%	61-70		
Murphysboro			71-80		
West Frankfort	1	25.0%	81+		
Trico			Unk		
Feeder H.S. Total	3	75.0%	Total	4	100.0%
Agape Christian			Avg	19.9	
GED			<21	2	50.0%
			>60		

Enrollments	
SM '15	4
SM '16	10
SM '17	9
SM '18	8
SM '19	2
SM '20	4



Graduates	
SM '15	-
SM '16	-
SM '17	-
SM '18	-
SM '19	-
SM '20	1



Demographics	Male						Female						Grand Total					
	Full-time		Part-time		Male Total		Full-time		Part-time		Female Total		Full-time		Part-time		Grand Total	
	#	%	#	%	#	%	#	%	#	%	#	%	#	%	#	%	#	%
Asian																		
American Indian / Alaskan Native							1	25.0%			1	25.0%	1	25.0%			1	25.0%
Black or African American																		
Hispanic																		
White	1	25.0%	1	25.0%	2	50.0%			1	25.0%	1	25.0%	1	25.0%	2	50.0%	3	75.0%
Native Hawaiian or Pacific Islander																		
Unknown																		
Totals	1	25.0%	1	25.0%	2	50.0%	1	25.0%	1	25.0%	2	50.0%	2	50.0%	2	50.0%	4	100.0%



Political Science

Fall 2020

CIP Code: 45.1001

Curriculum Code: 000AA0086

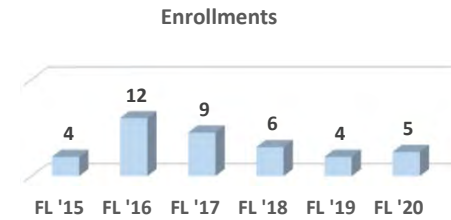
Program: AA

Total Enrollment:	5	100.0%	Male:	3	60.0%	FT:	3	60.0%	Avg Age:	20.0
Minority:	1	20.0%	Female:	2	40.0%	PT:	2	40.0%	Feeder Enrl:	2 40.0%

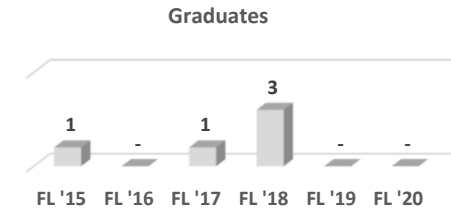
Feeder H.S. Enrollees	#	%
Carbondale		
Carterville		
Crab Orchard		
DuQuoin		
Elverado		
Herrin	1	20.0%
Johnston City		
Marion		
Murphysboro		
West Frankfort	1	20.0%
Trico		
Feeder H.S. Total	2	40.0%
Agape Christian		
GED	1	20.0%

Age	#	%
<= 17		
18-20	4	80.0%
21-25	1	20.0%
26-30		
31-40		
41-50		
51-60		
61-70		
71-80		
81+		
Unk		
Total	5	100.0%
Avg	20.0	
<21	4	80.0%
>60		

Enrollments	
FL '15	4
FL '16	12
FL '17	9
FL '18	6
FL '19	4
FL '20	5



Graduates	
FL '15	1
FL '16	-
FL '17	1
FL '18	3
FL '19	-
FL '20	-



Demographics	Male						Female						Grand Total					
	Full-time		Part-time		Male Total		Full-time		Part-time		Female Total		Full-time		Part-time		Grand Total	
	#	%	#	%	#	%	#	%	#	%	#	%	#	%	#	%	#	%
Asian																		
American Indian / Alaskan Native									1	20.0%	1	20.0%			1	20.0%	1	20.0%
Black or African American																		
Hispanic																		
White	2	40.0%	1	20.0%	3	60.0%	1	20.0%			1	20.0%	3	60.0%	1	20.0%	4	80.0%
Native Hawaiian or Pacific Islander																		
Unknown																		
Totals	2	40.0%	1	20.0%	3	60.0%	1	20.0%	1	20.0%	2	40.0%	3	60.0%	2	40.0%	5	100.0%



Political Science

Spring 2021

CIP Code: 45.1001

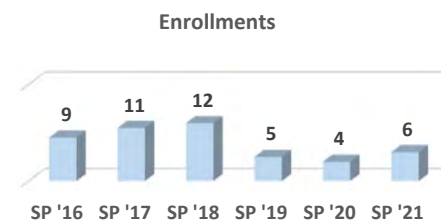
Curriculum Code: 000AA0086

Program: AA

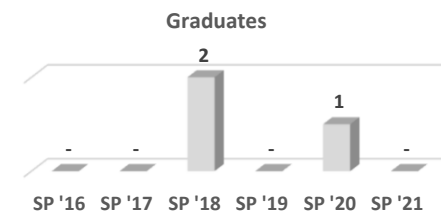
Total Enrollment:	6	100.0%	Male:	5	83.3%	FT:	5	83.3%	Avg Age:	21.5
Minority:			Female:	1	16.7%	PT:	1	16.7%	Feeder Enrl:	4 66.7%

Feeder H.S. Enrollees	#	%	Age	#	%
Carbondale	1	16.7%	< = 17		
Carterville			18-20	5	83.3%
Crab Orchard			21-25		
DuQuoin	1	16.7%	26-30	1	16.7%
Elverado			31-40		
Herrin			41-50		
Johnston City			51-60		
Marion	1	16.7%	61-70		
Murphysboro			71-80		
West Frankfort	1	16.7%	81+		
Trico			Unk		
Feeder H.S. Total	4	66.7%	Total	6	100.0%
Agape Christian			Avg	21.5	
GED			<21	5	83.3%
			>60		

Enrollments	#
SP '16	9
SP '17	11
SP '18	12
SP '19	5
SP '20	4
SP '21	6



Graduates	#
SP '16	-
SP '17	-
SP '18	2
SP '19	-
SP '20	1
SP '21	-



Demographics	Male						Female						Grand Total					
	Full-time		Part-time		Male Total		Full-time		Part-time		Female Total		Full-time		Part-time		Grand Total	
	#	%	#	%	#	%	#	%	#	%	#	%	#	%	#	%	#	%
Asian																		
American Indian / Alaskan Native																		
Black or African American																		
Hispanic																		
White	3	50.0%	1	16.7%	4	66.7%	1	16.7%			1	16.7%	4	66.7%	1	16.7%	5	83.3%
Native Hawaiian or Pacific Islander																		
Unknown	1	16.7%			1	16.7%							1	16.7%			1	16.7%
Totals	4	66.7%	1	16.7%	5	83.3%	1	16.7%			1	16.7%	5	83.3%	1	16.7%	6	100.0%

Associate in Arts

Pre-BSN

CIP Code: **51.1105**

Curriculum Code: **000AA0086**



Pre-BSN

CIP Code: 51.1105

Curriculum Code: 000AA0086

Program: AA

Summer 2020

Total Enrollment:	33	100.0%	Male:	4	12.1%	FT:	20	60.6%	Avg Age:	21.8
Minority:	1	3.0%	Female:	29	87.9%	PT:	13	39.4%	Feeder Enrl:	25 75.8%

Feeder H.S. Enrollees	#	%	Age	#	%
Carbondale	2	6.1%	< = 17		
Carterville	2	6.1%	18-20	25	75.8%
Crab Orchard			21-25	2	6.1%
DuQuoin	2	6.1%	26-30	3	9.1%
Elverado			31-40	1	3.0%
Herrin	2	6.1%	41-50	2	6.1%
Johnston City	2	6.1%	51-60		
Marion	9	27.3%	61-70		
Murphysboro	3	9.1%	71-80		
West Frankfort	2	6.1%	81+		
Trico	1	3.0%	Unk		
Feeder H.S. Total	25	75.8%	Total	33	100.0%
Agape Christian			Avg	21.8	
GED	1	3.0%	<21	25	75.8%
			>60		

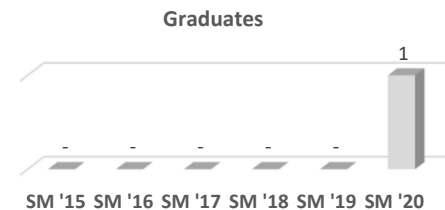
Enrollments

SM '15	
SM '16	
SM '17	
SM '18	
SM '19	16
SM '20	33



Graduates

SM '15	-
SM '16	-
SM '17	-
SM '18	-
SM '19	-
SM '20	1



Demographics	Male						Female						Grand Total					
	Full-time		Part-time		Male Total		Full-time		Part-time		Female Total		Full-time		Part-time		Grand Total	
	#	%	#	%	#	%	#	%	#	%	#	%	#	%	#	%	#	%
Asian																		
American Indian / Alaskan Native																		
Black or African American							1	3.0%			1	3.0%	1	3.0%			1	3.0%
Hispanic																		
White	3	9.1%			3	9.1%	15	45.5%	11	33.3%	26	78.8%	18	54.5%	11	33.3%	29	87.9%
Native Hawaiian or Pacific Islander																		
Unknown	1	3.0%			1	3.0%			2	6.1%	2	6.1%	1	3.0%	2	6.1%	3	9.1%
Totals	4	12.1%			4	12.1%	16	48.5%	13	39.4%	29	87.9%	20	60.6%	13	39.4%	33	100.0%



Pre-BSN

Fall 2020

CIP Code: 51.1105

Curriculum Code: 000AA0086

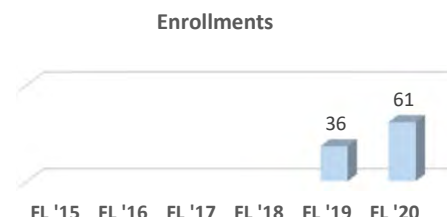
Program: AA

Total Enrollment:	61	100.0%	Male:	8	13.1%	FT:	39	63.9%	Avg Age:	21.6
Minority:	5	8.2%	Female:	53	86.9%	PT:	22	36.1%	Feeder Enrl:	31 50.8%

Feeder H.S. Enrollees	#	%	Age	#	%
Carbondale	8	13.1%	< = 17	47	77.0%
Carterville	7	11.5%	18-20	5	8.2%
Crab Orchard			21-25	6	9.8%
DuQuoin			26-30	1	1.6%
Elverado	1	1.6%	31-40	2	3.3%
Herrin	6	9.8%	41-50		
Johnston City			51-60		
Marion	6	9.8%	61-70		
Murphysboro	2	3.3%	71-80		
West Frankfort	1	1.6%	81+		
Trico			Unk		
Feeder H.S. Total	31	50.8%	Total	61	100.0%
Agape Christian			Avg	21.6	
GED	3	4.9%	<21	52	85.2%
			>60		

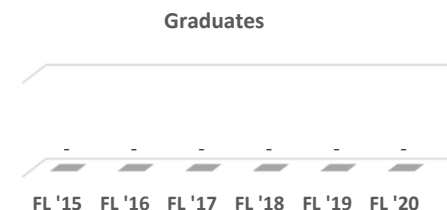
Enrollments

FL '15	
FL '16	
FL '17	
FL '18	
FL '19	36
FL '20	61



Graduates

FL '15	-
FL '16	-
FL '17	-
FL '18	-
FL '19	-
FL '20	-



Demographics	Male						Female						Grand Total					
	Full-time		Part-time		Male Total		Full-time		Part-time		Female Total		Full-time		Part-time		Grand Total	
	#	%	#	%	#	%	#	%	#	%	#	%	#	%	#	%	#	%
Asian																		
American Indian / Alaskan Native																		
Black or African American							1	1.6%	1	1.6%	2	3.3%	1	1.6%	1	1.6%	2	3.3%
Hispanic									2	3.3%	2	3.3%			2	3.3%	2	3.3%
White	6	9.8%	1	1.6%	7	11.5%	23	37.7%	16	26.2%	39	63.9%	29	47.5%	17	27.9%	46	75.4%
Native Hawaiian or Pacific Islander							1	1.6%			1	1.6%	1	1.6%			1	1.6%
Unknown	1	1.6%			1	1.6%	7	11.5%	2	3.3%	9	14.8%	8	13.1%	2	3.3%	10	16.4%
Totals	7	11.5%	1	1.6%	8	13.1%	32	52.5%	21	34.4%	53	86.9%	39	63.9%	22	36.1%	61	100.0%



Pre-BSN

CIP Code: 51.1105

Curriculum Code: 000AA0086

Program: AA

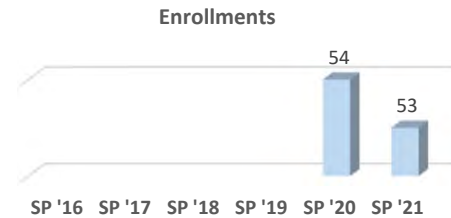
Spring 2021

Total Enrollment:	53	100.0%	Male:	9	17.0%	FT:	30	56.6%	Avg Age:	
Minority:	4	7.5%	Female:	44	83.0%	PT:	23	43.4%	Feeder Enrl:	41 77.4%

Feeder H.S. Enrollees	#	%	Age	#	%
Carbondale	2	3.8%	< = 17		
Carterville	7	13.2%	18-20	39	73.6%
Crab Orchard	1	1.9%	21-25	6	11.3%
DuQuoin	2	3.8%	26-30	5	9.4%
Elverado			31-40	2	3.8%
Herrin	7	13.2%	41-50	1	1.9%
Johnston City	1	1.9%	51-60		
Marion	11	20.8%	61-70		
Murphysboro	5	9.4%	71-80		
West Frankfort	5	9.4%	81+		
Trico			Unk		
Feeder H.S. Total	41	77.4%	Total	53	100.0%
Agape Christian			Avg		
GED	1	1.9%	<21	39	73.6%
			>60		

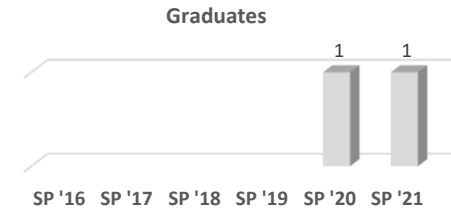
Enrollments

SP '16	
SP '17	
SP '18	
SP '19	
SP '20	54
SP '21	53



Graduates

SP '16	
SP '17	
SP '18	
SP '19	
SP '20	1
SP '21	1



Demographics	Male						Female						Grand Total					
	Full-time		Part-time		Male Total		Full-time		Part-time		Female Total		Full-time		Part-time		Grand Total	
	#	%	#	%	#	%	#	%	#	%	#	%	#	%	#	%	#	%
Asian																		
American Indian / Alaskan Native																		
Black or African American							1	1.9%			1	1.9%	1	1.9%			1	1.9%
Hispanic									2	3.8%	2	3.8%			2	3.8%	2	3.8%
White	6	11.3%	3	5.7%	9	17.0%	21	39.6%	16	30.2%	37	69.8%	27	50.9%	19	35.8%	46	86.8%
Native Hawaiian or Pacific Islander							1	1.9%			1	1.9%	1	1.9%			1	1.9%
Unknown							1	1.9%	2	3.8%	3	5.7%	1	1.9%	2	3.8%	3	5.7%
Totals	6	11.3%	3	5.7%	9	17.0%	24	45.3%	20	37.7%	44	83.0%	30	56.6%	23	43.4%	53	100.0%

Associate in Arts

Pre-Law

CIP Code: **22.0001**

Curriculum Code: **000AA0086**



Pre-Law

Summer 2020

CIP Code: 22.0001

Curriculum Code: 000AA0086

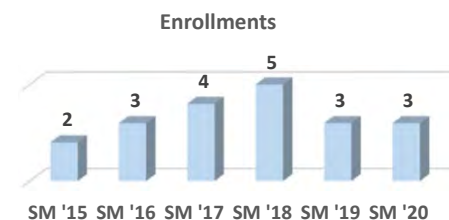
Program: AA

Total Enrollment:	3	100.0%	Male:		FT:	3	100.0%	Avg Age:	25.7	
Minority:	2	66.7%	Female:	3	100.0%	PT:		Feeder Enrl:	2	66.7%

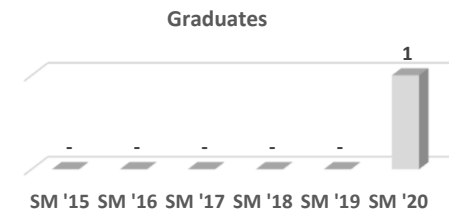
Feeder H.S. Enrollees	#	%
Carbondale	1	33.3%
Carterville		
Crab Orchard		
DuQuoin		
Elverado		
Herrin		
Johnston City		
Marion	1	33.3%
Murphysboro		
West Frankfort		
Trico		
Feeder H.S. Total	2	66.7%
Agape Christian		
GED		

Age	#	%
< = 17		
18-20		
21-25	2	66.7%
26-30	1	33.3%
31-40		
41-50		
51-60		
61-70		
71-80		
81+		
Unk		
Total	3	100.0%
Avg	25.7	
<21		
>60		

Enrollments	
SM '15	2
SM '16	3
SM '17	4
SM '18	5
SM '19	3
SM '20	3



Graduates	
SM '15	-
SM '16	-
SM '17	-
SM '18	-
SM '19	-
SM '20	1



Demographics	Male						Female						Grand Total					
	Full-time		Part-time		Male Total		Full-time		Part-time		Female Total		Full-time		Part-time		Grand Total	
	#	%	#	%	#	%	#	%	#	%	#	%	#	%	#	%	#	%
Asian																		
American Indian / Alaskan Native																		
Black or African American							2	66.7%			2	66.7%	2	66.7%			2	66.7%
Hispanic																		
White							1	33.3%			1	33.3%	1	33.3%			1	33.3%
Native Hawaiian or Pacific Islander																		
Unknown																		
Totals							3	100.0%			3	100.0%	3	100.0%			3	100.0%



Pre-Law

Fall 2020

CIP Code: 22.0001

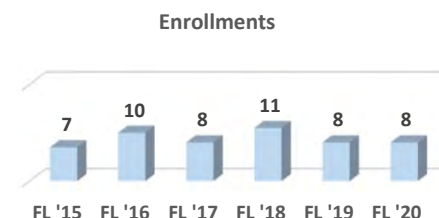
Curriculum Code: 000AA0086

Program: AA

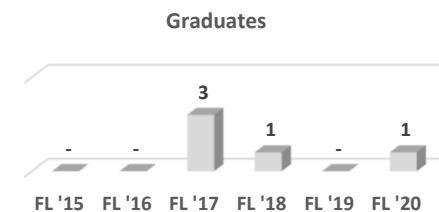
Total Enrollment:	8	100.0%	Male:	3	37.5%	FT:	3	37.5%	Avg Age:	27.2
Minority:	5	62.5%	Female:	5	62.5%	PT:	5	62.5%	Feeder Enrl:	3 37.5%

Feeder H.S. Enrollees	#	%	Age	#	%
Carbondale	1	12.5%	< = 17		
Carterville			18-20	3	37.5%
Crab Orchard			21-25	1	12.5%
DuQuoin	1	12.5%	26-30	2	25.0%
Elverado			31-40	1	12.5%
Herrin			41-50	1	12.5%
Johnston City			51-60		
Marion			61-70		
Murphysboro	1	12.5%	71-80		
West Frankfort			81+		
Trico			Unk		
Feeder H.S. Total	3	37.5%	Total	8	100.0%
Agape Christian			Avg	27.2	
GED			<21	3	37.5%
			>60		

Enrollments	
FL '15	7
FL '16	10
FL '17	8
FL '18	11
FL '19	8
FL '20	8



Graduates	
FL '15	-
FL '16	-
FL '17	3
FL '18	1
FL '19	-
FL '20	1



Demographics	Male						Female						Grand Total					
	Full-time		Part-time		Male Total		Full-time		Part-time		Female Total		Full-time		Part-time		Grand Total	
	#	%	#	%	#	%	#	%	#	%	#	%	#	%	#	%	#	%
Asian																		
American Indian / Alaskan Native																		
Black or African American			2	25.0%	2	25.0%	1	12.5%	2	25.0%	3	37.5%	1	12.5%	4	50.0%	5	62.5%
Hispanic																		
White	1	12.5%			1	12.5%	1	12.5%	1	12.5%	2	25.0%	2	25.0%	1	12.5%	3	37.5%
Native Hawaiian or Pacific Islander																		
Unknown																		
Totals	1	12.5%	2	25.0%	3	37.5%	2	25.0%	3	37.5%	5	62.5%	3	37.5%	5	62.5%	8	100.0%



Pre-Law

CIP Code: 22.0001

Curriculum Code: 000AA0086

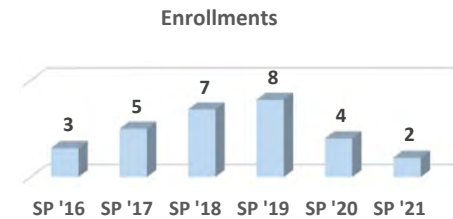
Program: AA

Spring 2021

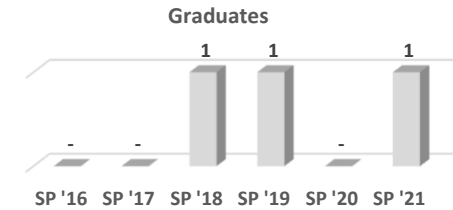
Total Enrollment:	2	100.0%	Male:		FT:		Avg Age:	28.2
Minority:	1	50.0%	Female:	2	100.0%	PT:	2	100.0%
							Feeder Enrl:	

Feeder H.S. Enrollees	#	%	Age	#	%
Carbondale			< = 17		
Carterville			18-20		
Crab Orchard			21-25	1	50.0%
DuQuoin			26-30		
Elverado			31-40	1	50.0%
Herrin			41-50		
Johnston City			51-60		
Marion			61-70		
Murphysboro			71-80		
West Frankfort			81+		
Trico			Unk		
Feeder H.S. Total			Total	2	100.0%
Agape Christian			Avg	28.2	
GED			<21		
			>60		

Enrollments	
SP '16	3
SP '17	5
SP '18	7
SP '19	8
SP '20	4
SP '21	2



Graduates	
SP '16	-
SP '17	-
SP '18	1
SP '19	1
SP '20	-
SP '21	1



Demographics	Male						Female						Grand Total					
	Full-time		Part-time		Male Total		Full-time		Part-time		Female Total		Full-time		Part-time		Grand Total	
	#	%	#	%	#	%	#	%	#	%	#	%	#	%	#	%	#	%
Asian																		
American Indian / Alaskan Native																		
Black or African American									1	50.0%	1	50.0%			1	50.0%	1	50.0%
Hispanic																		
White									1	50.0%	1	50.0%			1	50.0%	1	50.0%
Native Hawaiian or Pacific Islander																		
Unknown																		
Totals									2	100.0%	2	100.0%			2	100.0%	2	100.0%

Associate in Arts

Psychology

CIP Code: **42.0101**

Curriculum Code: **000AA0086**



Psychology

Summer 2020

CIP Code: 42.0101

Curriculum Code: 000AA0086

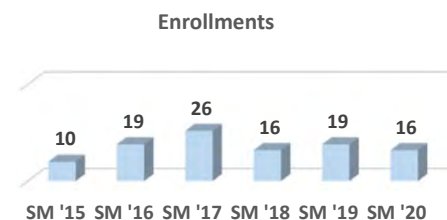
Program: AA

Total Enrollment:	16	100.0%	Male:	1	6.3%	FT:	9	56.3%	Avg Age:	24.6
Minority:	5	31.3%	Female:	15	93.8%	PT:	7	43.8%	Feeder Enrl:	7 43.8%

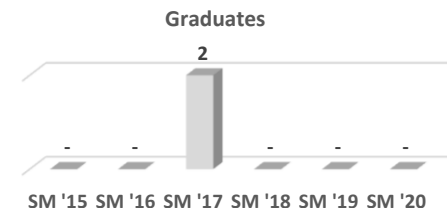
Feeder H.S. Enrollees	#	%
Carbondale	1	6.3%
Carterville	2	12.5%
Crab Orchard		
DuQuoin		
Elverado		
Herrin	1	6.3%
Johnston City		
Marion	2	12.5%
Murphysboro		
West Frankfort	1	6.3%
Trico		
Feeder H.S. Total	7	43.8%
Agape Christian		
GED	2	12.5%

Age	#	%
< = 17	1	6.3%
18-20	4	25.0%
21-25	7	43.8%
26-30	2	12.5%
31-40	2	12.5%
41-50		
51-60		
61-70		
71-80		
81+		
Unk		
Total	16	100.0%
Avg	24.6	
<21	5	31.3%
>60		

Enrollments	
SM '15	10
SM '16	19
SM '17	26
SM '18	16
SM '19	19
SM '20	16



Graduates	
SM '15	-
SM '16	-
SM '17	2
SM '18	-
SM '19	-
SM '20	-



Demographics	Male						Female						Grand Total					
	Full-time		Part-time		Male Total		Full-time		Part-time		Female Total		Full-time		Part-time		Grand Total	
	#	%	#	%	#	%	#	%	#	%	#	%	#	%	#	%	#	%
Asian																		
American Indian / Alaskan Native																		
Black or African American							3	18.8%	1	6.3%	4	25.0%	3	18.8%	1	6.3%	4	25.0%
Hispanic																		
White	1	6.3%			1	6.3%	4	25.0%	5	31.3%	9	56.3%	5	31.3%	5	31.3%	10	62.5%
Native Hawaiian or Pacific Islander							1	6.3%			1	6.3%	1	6.3%			1	6.3%
Unknown									1	6.3%	1	6.3%			1	6.3%	1	6.3%
Totals	1	6.3%			1	6.3%	8	50.0%	7	43.8%	15	93.8%	9	56.3%	7	43.8%	16	100.0%



Psychology

Fall 2020

CIP Code: 42.0101

Curriculum Code: 000AA0086

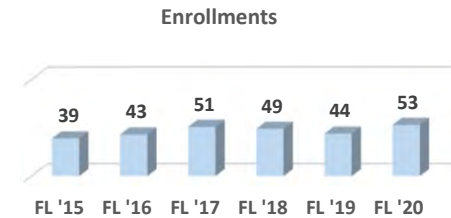
Program: AA

Total Enrollment:	53	100.0%	Male:	15	28.3%	FT:	34	64.2%	Avg Age:	25.0
Minority:	6	11.3%	Female:	38	71.7%	PT:	19	35.8%	Feeder Enrl:	23 43.4%

Feeder H.S. Enrollees	#	%	Age	#	%
Carbondale	3	5.7%	< = 17	2	3.8%
Carterville	5	9.4%	18-20	25	47.2%
Crab Orchard	1	1.9%	21-25	12	22.6%
DuQuoin	1	1.9%	26-30	4	7.5%
Elverado	2	3.8%	31-40	5	9.4%
Herrin	1	1.9%	41-50	4	7.5%
Johnston City			51-60	1	1.9%
Marion	3	5.7%	61-70		
Murphysboro	2	3.8%	71-80		
West Frankfort	3	5.7%	81+		
Trico	2	3.8%	Unk		
Feeder H.S. Total	23	43.4%	Total	53	100.0%
Agape Christian			Avg	25.0	
GED	1	1.9%	<21	27	50.9%
			>60		

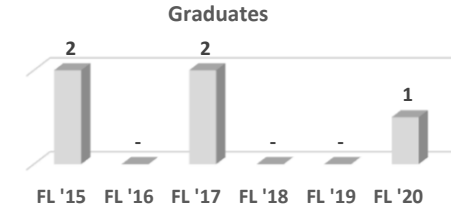
Enrollments

FL '15	39
FL '16	43
FL '17	51
FL '18	49
FL '19	44
FL '20	53



Graduates

FL '15	2
FL '16	-
FL '17	2
FL '18	-
FL '19	-
FL '20	1



Demographics	Male						Female						Grand Total					
	Full-time		Part-time		Male Total		Full-time		Part-time		Female Total		Full-time		Part-time		Grand Total	
	#	%	#	%	#	%	#	%	#	%	#	%	#	%	#	%	#	%
Asian																		
American Indian / Alaskan Native																		
Black or African American	1	1.9%			1	1.9%	1	1.9%	3	5.7%	4	7.5%	2	3.8%	3	5.7%	5	9.4%
Hispanic	1	1.9%			1	1.9%							1	1.9%			1	1.9%
White	5	9.4%	6	11.3%	11	20.8%	20	37.7%	9	17.0%	29	54.7%	25	47.2%	15	28.3%	40	75.5%
Native Hawaiian or Pacific Islander																		
Unknown	2	3.8%			2	3.8%	4	7.5%	1	1.9%	5	9.4%	6	11.3%	1	1.9%	7	13.2%
Totals	9	17.0%	6	11.3%	15	28.3%	25	47.2%	13	24.5%	38	71.7%	34	64.2%	19	35.8%	53	100.0%



Psychology

Spring 2021

CIP Code: 42.0101

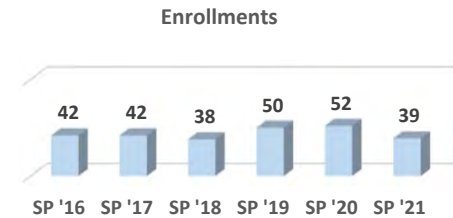
Curriculum Code: 000AA0086

Program: AA

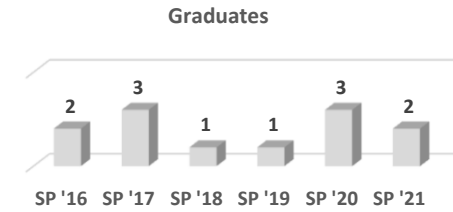
Total Enrollment:	39	100.0%	Male:	10	25.6%	FT:	22	56.4%	Avg Age:	25.5
Minority:	5	12.8%	Female:	29	74.4%	PT:	17	43.6%	Feeder Enrl:	17 43.6%

Feeder H.S. Enrollees	#	%	Age	#	%
Carbondale	4	10.3%	< = 17	2	5.1%
Carterville	2	5.1%	18-20	15	38.5%
Crab Orchard			21-25	8	20.5%
DuQuoin			26-30	6	15.4%
Elverado			31-40	5	12.8%
Herrin			41-50	3	7.7%
Johnston City	2	5.1%	51-60		
Marion	7	17.9%	61-70		
Murphysboro	2	5.1%	71-80		
West Frankfort			81+		
Trico			Unk		
Feeder H.S. Total	17	43.6%	Total	39	100.0%
Agape Christian			Avg	25.5	
GED	2	5.1%	<21	17	43.6%
			>60		

Enrollments	
SP '16	42
SP '17	42
SP '18	38
SP '19	50
SP '20	52
SP '21	39



Graduates	
SP '16	2
SP '17	3
SP '18	1
SP '19	1
SP '20	3
SP '21	2



Demographics	Male						Female						Grand Total					
	Full-time		Part-time		Male Total		Full-time		Part-time		Female Total		Full-time		Part-time		Grand Total	
	#	%	#	%	#	%	#	%	#	%	#	%	#	%	#	%	#	%
Asian																		
American Indian / Alaskan Native																		
Black or African American	1	2.6%			1	2.6%			3	7.7%	3	7.7%	1	2.6%	3	7.7%	4	10.3%
Hispanic	1	2.6%			1	2.6%							1	2.6%			1	2.6%
White	2	5.1%	5	12.8%	7	17.9%	17	43.6%	8	20.5%	25	64.1%	19	48.7%	13	33.3%	32	82.1%
Native Hawaiian or Pacific Islander																		
Unknown			1	2.6%	1	2.6%	1	2.6%			1	2.6%	1	2.6%	1	2.6%	2	5.1%
Totals	4	10.3%	6	15.4%	10	25.6%	18	46.2%	11	28.2%	29	74.4%	22	56.4%	17	43.6%	39	100.0%

Associate in Arts

Social Work

CIP Code: **44.0701**

Curriculum Code: **000AA0086**



Social Work

Summer 2020

CIP Code: 44.0701

Curriculum Code: 000AA0086

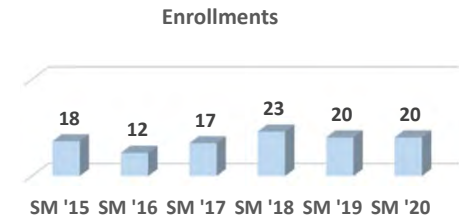
Program: AA

Total Enrollment:	20	100.0%	Male:	1	5.0%	FT:	14	70.0%	Avg Age:	27.6
Minority:	5	25.0%	Female:	19	95.0%	PT:	6	30.0%	Feeder Enrl:	12 60.0%

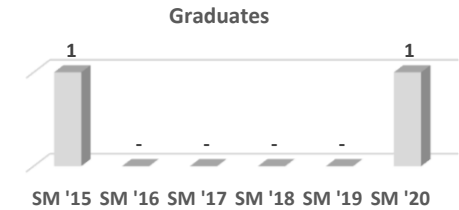
Feeder H.S. Enrollees	#	%
Carbondale	3	15.0%
Carterville	1	5.0%
Crab Orchard		
DuQuoin	2	10.0%
Elverado		
Herrin	3	15.0%
Johnston City		
Marion	2	10.0%
Murphysboro		
West Frankfort	1	5.0%
Trico		
Feeder H.S. Total	12	60.0%
Agape Christian	1	5.0%
GED		

Age	#	%
< = 17		
18-20	5	25.0%
21-25	7	35.0%
26-30	5	25.0%
31-40		
41-50	1	5.0%
51-60	2	10.0%
61-70		
71-80		
81+		
Unk		
Total	20	100.0%
Avg	27.6	
<21	5	25.0%
>60		

Enrollments	
SM '15	18
SM '16	12
SM '17	17
SM '18	23
SM '19	20
SM '20	20



Graduates	
SM '15	1
SM '16	-
SM '17	-
SM '18	-
SM '19	-
SM '20	1



Demographics	Male						Female						Grand Total					
	Full-time		Part-time		Male Total		Full-time		Part-time		Female Total		Full-time		Part-time		Grand Total	
	#	%	#	%	#	%	#	%	#	%	#	%	#	%	#	%	#	%
Asian																		
American Indian / Alaskan Native																		
Black or African American							4	20.0%	1	5.0%	5	25.0%	4	20.0%	1	5.0%	5	25.0%
Hispanic																		
White	1	5.0%			1	5.0%	8	40.0%	5	25.0%	13	65.0%	9	45.0%	5	25.0%	14	70.0%
Native Hawaiian or Pacific Islander																		
Unknown							1	5.0%			1	5.0%	1	5.0%			1	5.0%
Totals	1	5.0%			1	5.0%	13	65.0%	6	30.0%	19	95.0%	14	70.0%	6	30.0%	20	100.0%



Social Work

Fall 2020

CIP Code: 44.0701

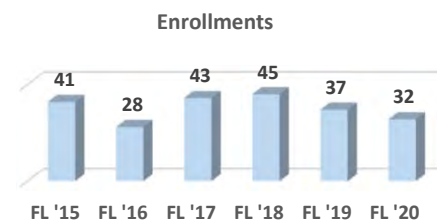
Curriculum Code: 000AA0086

Program: AA

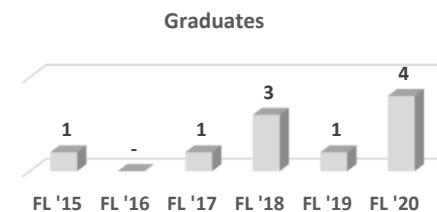
Total Enrollment:	32	100.0%	Male:	2	6.3%	FT:	23	71.9%	Avg Age:	27.3
Minority:	10	31.3%	Female:	30	93.8%	PT:	9	28.1%	Feeder Enrl:	14 43.8%

Feeder H.S. Enrollees	#	%	Age	#	%
Carbondale	2	6.3%	< = 17	1	3.1%
Carterville	5	15.6%	18-20	8	25.0%
Crab Orchard			21-25	10	31.3%
DuQuoin	1	3.1%	26-30	5	15.6%
Elverado	1	3.1%	31-40	5	15.6%
Herrin	1	3.1%	41-50	1	3.1%
Johnston City			51-60	2	6.3%
Marion	1	3.1%	61-70		
Murphysboro			71-80		
West Frankfort	2	6.3%	81+		
Trico	1	3.1%	Unk		
Feeder H.S. Total	14	43.8%	Total	32	100.0%
Agape Christian			Avg	27.3	
GED			<21	9	28.1%
			>60		

Enrollments	
FL '15	41
FL '16	28
FL '17	43
FL '18	45
FL '19	37
FL '20	32



Graduates	
FL '15	1
FL '16	-
FL '17	1
FL '18	3
FL '19	1
FL '20	4



Demographics	Male						Female						Grand Total					
	Full-time		Part-time		Male Total		Full-time		Part-time		Female Total		Full-time		Part-time		Grand Total	
	#	%	#	%	#	%	#	%	#	%	#	%	#	%	#	%	#	%
Asian																		
American Indian / Alaskan Native																		
Black or African American			1	3.1%	1	3.1%	7	21.9%	2	6.3%	9	28.1%	7	21.9%	3	9.4%	10	31.3%
Hispanic																		
White	1	3.1%			1	3.1%	14	43.8%	6	18.8%	20	62.5%	15	46.9%	6	18.8%	21	65.6%
Native Hawaiian or Pacific Islander																		
Unknown							1	3.1%			1	3.1%	1	3.1%			1	3.1%
Totals	1	3.1%	1	3.1%	2	6.3%	22	68.8%	8	25.0%	30	93.8%	23	71.9%	9	28.1%	32	100.0%



Social Work

CIP Code: 44.0701

Curriculum Code:

000AA0086

Program:

AA

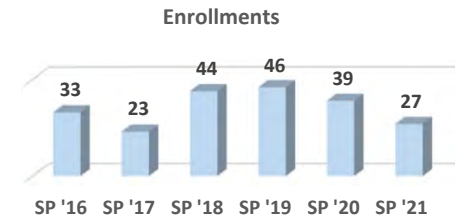
Spring 2021

Total Enrollment:	27	100.0%	Male:	3	11.1%	FT:	15	55.6%	Avg Age:	28.6
Minority:	5	18.5%	Female:	24	88.9%	PT:	12	44.4%	Feeder Enrl:	15 55.6%

Feeder H.S. Enrollees	#	%	Age	#	%
Carbondale	3	11.1%	< = 17		
Carterville	1	3.7%	18-20	5	18.5%
Crab Orchard	1	3.7%	21-25	10	37.0%
DuQuoin	2	7.4%	26-30	4	14.8%
Elverado			31-40	2	7.4%
Herrin	1	3.7%	41-50	4	14.8%
Johnston City	2	7.4%	51-60	1	3.7%
Marion	3	11.1%	61-70		
Murphysboro			71-80		
West Frankfort	2	7.4%	81+		
Trico			Unk	1	3.7%
Feeder H.S. Total	15	55.6%	Total	27	100.0%
Agape Christian			Avg	28.6	
GED	1	3.7%	<21	5	18.5%
			>60		

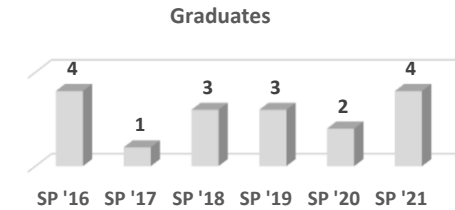
Enrollments

SP '16	33
SP '17	23
SP '18	44
SP '19	46
SP '20	39
SP '21	27



Graduates

SP '16	4
SP '17	1
SP '18	3
SP '19	3
SP '20	2
SP '21	4



Demographics	Male						Female						Grand Total					
	Full-time		Part-time		Male Total		Full-time		Part-time		Female Total		Full-time		Part-time		Grand Total	
	#	%	#	%	#	%	#	%	#	%	#	%	#	%	#	%	#	%
Asian																		
American Indian / Alaskan Native																		
Black or African American							2	7.4%	3	11.1%	5	18.5%	2	7.4%	3	11.1%	5	18.5%
Hispanic																		
White	1	3.7%	2	7.4%	3	11.1%	12	44.4%	6	22.2%	18	66.7%	13	48.1%	8	29.6%	21	77.8%
Native Hawaiian or Pacific Islander																		
Unknown									1	3.7%	1	3.7%			1	3.7%	1	3.7%
Totals	1	3.7%	2	7.4%	3	11.1%	14	51.9%	10	37.0%	24	88.9%	15	55.6%	12	44.4%	27	100.0%

Associate in Arts

Sociology

CIP Code: **45.1101**

Curriculum Code: **000AA0086**



Sociology

CIP Code: 45.1101

Curriculum Code: 000AA0086

Program: AA

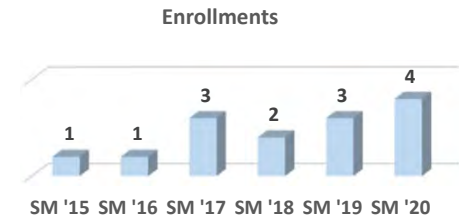
Summer 2020

Total Enrollment:	4	100.0%	Male:	1	25.0%	FT:	4	100.0%	Avg Age:	21.9
Minority:	2	50.0%	Female:	3	75.0%	PT:			Feeder Enrl:	2 50.0%

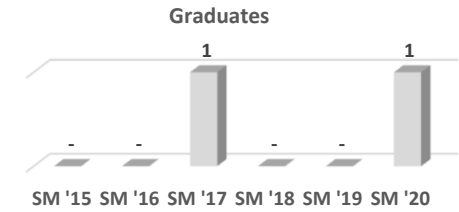
Feeder H.S. Enrollees	#	%
Carbondale		
Carterville		
Crab Orchard		
DuQuoin		
Elverado		
Herrin	1	25.0%
Johnston City		
Marion		
Murphysboro	1	25.0%
West Frankfort		
Trico		
Feeder H.S. Total	2	50.0%
Agape Christian		
GED		

Age	#	%
< = 17		
18-20	2	50.0%
21-25	2	50.0%
26-30		
31-40		
41-50		
51-60		
61-70		
71-80		
81+		
Unk		
Total	4	100.0%
Avg	21.9	
<21	2	50.0%
>60		

Enrollments	
SM '15	1
SM '16	1
SM '17	3
SM '18	2
SM '19	3
SM '20	4



Graduates	
SM '15	-
SM '16	-
SM '17	1
SM '18	-
SM '19	-
SM '20	1



Demographics	Male						Female						Grand Total					
	Full-time		Part-time		Male Total		Full-time		Part-time		Female Total		Full-time		Part-time		Grand Total	
	#	%	#	%	#	%	#	%	#	%	#	%	#	%	#	%	#	%
Asian																		
American Indian / Alaskan Native																		
Black or African American	1	25.0%			1	25.0%	1	25.0%			1	25.0%	2	50.0%			2	50.0%
Hispanic																		
White							2	50.0%			2	50.0%	2	50.0%			2	50.0%
Native Hawaiian or Pacific Islander																		
Unknown																		
Totals	1	25.0%			1	25.0%	3	75.0%			3	75.0%	4	100.0%			4	100.0%



Sociology

Fall 2020

CIP Code: 45.1101

Curriculum Code: 000AA0086

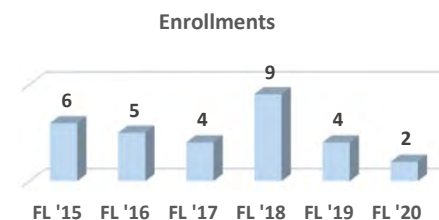
Program: AA

Total Enrollment:	2	100.0%	Male:	2	100.0%	FT:		Avg Age:	27.9
Minority:	1	50.0%	Female:			PT:	2 100.0%	Feeder Enrl:	1 50.0%

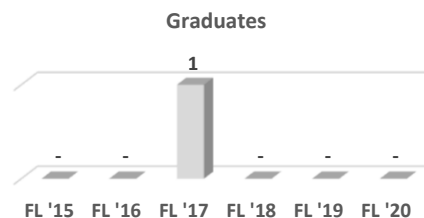
Feeder H.S. Enrollees	#	%
Carbondale		
Carterville		
Crab Orchard		
DuQuoin		
Elverado		
Herrin		
Johnston City	1	50.0%
Marion		
Murphysboro		
West Frankfort		
Trico		
Feeder H.S. Total	1	50.0%
Agape Christian		
GED		

Age	#	%
< = 17		
18-20	1	50.0%
21-25		
26-30		
31-40	1	50.0%
41-50		
51-60		
61-70		
71-80		
81+		
Unk		
Total	2	100.0%
Avg	27.9	
<21	1	50.0%
>60		

Enrollments	
FL '15	6
FL '16	5
FL '17	4
FL '18	9
FL '19	4
FL '20	2



Graduates	
FL '15	-
FL '16	-
FL '17	1
FL '18	-
FL '19	-
FL '20	-



Demographics	Male						Female						Grand Total					
	Full-time		Part-time		Male Total		Full-time		Part-time		Female Total		Full-time		Part-time		Grand Total	
	#	%	#	%	#	%	#	%	#	%	#	%	#	%	#	%	#	%
Asian																		
American Indian / Alaskan Native																		
Black or African American			1	50.0%	1	50.0%									1	50.0%	1	50.0%
Hispanic																		
White			1	50.0%	1	50.0%									1	50.0%	1	50.0%
Native Hawaiian or Pacific Islander																		
Unknown																		
Totals			2	100.0%	2	100.0%									2	100.0%	2	100.0%



Sociology

Spring 2021

CIP Code: 45.1101

Curriculum Code: 000AA0086

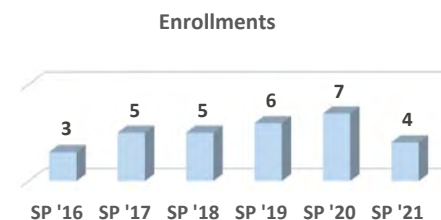
Program: AA

Total Enrollment:	4	100.0%	Male:	2	50.0%	FT:	2	50.0%	Avg Age:	30.8
Minority:	1	25.0%	Female:	2	50.0%	PT:	2	50.0%	Feeder Enrl:	2 50.0%

Feeder H.S. Enrollees	#	%	Age	#	%
Carbondale			< = 17		
Carterville			18-20	1	25.0%
Crab Orchard			21-25	2	50.0%
DuQuoin			26-30		
Elverado			31-40		
Herrin	1	25.0%	41-50		
Johnston City			51-60	1	25.0%
Marion			61-70		
Murphysboro			71-80		
West Frankfort	1	25.0%	81+		
Trico			Unk		
Feeder H.S. Total	2	50.0%	Total	4	100.0%
			Avg	30.8	
Agape Christian			<21	1	25.0%
GED			>60		

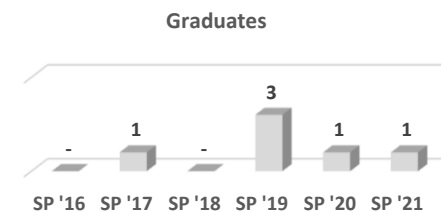
Enrollments

SP '16	3
SP '17	5
SP '18	5
SP '19	6
SP '20	7
SP '21	4



Graduates

SP '16	-
SP '17	1
SP '18	-
SP '19	3
SP '20	1
SP '21	1



Demographics	Male						Female						Grand Total					
	Full-time		Part-time		Male Total		Full-time		Part-time		Female Total		Full-time		Part-time		Grand Total	
	#	%	#	%	#	%	#	%	#	%	#	%	#	%	#	%	#	%
Asian																		
American Indian / Alaskan Native																		
Black or African American			1	25.0%	1	25.0%									1	25.0%	1	25.0%
Hispanic																		
White			1	25.0%	1	25.0%	2	50.0%			2	50.0%	2	50.0%	1	25.0%	3	75.0%
Native Hawaiian or Pacific Islander																		
Unknown																		
Totals			2	50.0%	2	50.0%	2	50.0%			2	50.0%	2	50.0%	2	50.0%	4	100.0%

Associate in Arts

Special Education

CIP Code: 13.1001

Curriculum Code: 000AA0086



Special Education

Summer 2020

CIP Code: 13.1001

Curriculum Code: 000AA0086

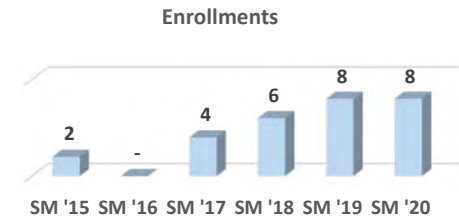
Program: AA

Total Enrollment:	8	100.0%	Male:	2	25.0%	FT:	6	75.0%	Avg Age:	37.5
Minority:	1	12.5%	Female:	6	75.0%	PT:	2	25.0%	Feeder Enrl:	5 62.5%

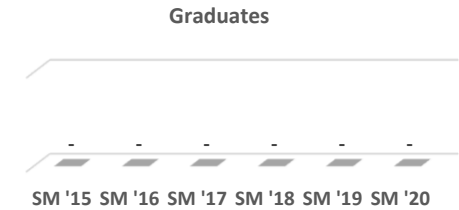
Feeder H.S. Enrollees	#	%
Carbondale	1	12.5%
Carterville		
Crab Orchard		
DuQuoin	1	12.5%
Elverado		
Herrin	1	12.5%
Johnston City		
Marion	1	12.5%
Murphysboro		
West Frankfort	1	12.5%
Trico		
Feeder H.S. Total	5	62.5%
Agape Christian		
GED	2	25.0%

Age	#	%
< = 17		
18-20	1	12.5%
21-25		
26-30	1	12.5%
31-40	3	37.5%
41-50	3	37.5%
51-60		
61-70		
71-80		
81+		
Unk		
Total	8	100.0%
Avg	37.5	
<21	1	12.5%
>60		

Enrollments	
SM '15	2
SM '16	-
SM '17	4
SM '18	6
SM '19	8
SM '20	8



Graduates	
SM '15	-
SM '16	-
SM '17	-
SM '18	-
SM '19	-
SM '20	-



Demographics	Male						Female						Grand Total					
	Full-time		Part-time		Male Total		Full-time		Part-time		Female Total		Full-time		Part-time		Grand Total	
	#	%	#	%	#	%	#	%	#	%	#	%	#	%	#	%	#	%
Asian																		
American Indian / Alaskan Native																		
Black or African American																		
Hispanic							1	12.5%			1	12.5%	1	12.5%			1	12.5%
White	1	12.5%	1	12.5%	2	25.0%	3	37.5%	1	12.5%	4	50.0%	4	50.0%	2	25.0%	6	75.0%
Native Hawaiian or Pacific Islander																		
Unknown							1	12.5%			1	12.5%	1	12.5%			1	12.5%
Totals	1	12.5%	1	12.5%	2	25.0%	5	62.5%	1	12.5%	6	75.0%	6	75.0%	2	25.0%	8	100.0%



Special Education

Fall 2020

CIP Code: 13.1001

Curriculum Code: 000AA0086

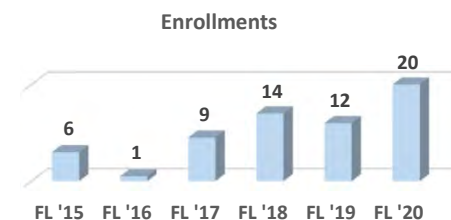
Program: AA

Total Enrollment:	20	100.0%	Male:	2	10.0%	FT:	10	50.0%	Avg Age:	28.3
Minority:	3	15.0%	Female:	18	90.0%	PT:	10	50.0%	Feeder Enrl:	9 45.0%

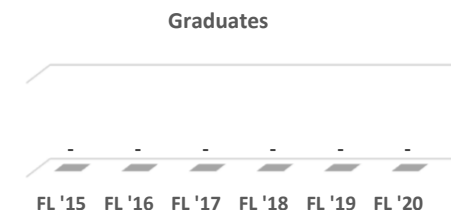
Feeder H.S. Enrollees	#	%
Carbondale		
Carterville	2	10.0%
Crab Orchard		
DuQuoin		
Elverado		
Herrin		
Johnston City	1	5.0%
Marion	4	20.0%
Murphysboro	1	5.0%
West Frankfort	1	5.0%
Trico		
Feeder H.S. Total	9	45.0%
Agape Christian		
GED		

Age	#	%
<= 17		
18-20	7	35.0%
21-25	2	10.0%
26-30	4	20.0%
31-40	5	25.0%
41-50	2	10.0%
51-60		
61-70		
71-80		
81+		
Unk		
Total	20	100.0%
Avg	28.3	
<21	7	35.0%
>60		

Enrollments	
FL '15	6
FL '16	1
FL '17	9
FL '18	14
FL '19	12
FL '20	20



Graduates	
FL '15	-
FL '16	-
FL '17	-
FL '18	-
FL '19	-
FL '20	-



Demographics	Male						Female						Grand Total					
	Full-time		Part-time		Male Total		Full-time		Part-time		Female Total		Full-time		Part-time		Grand Total	
	#	%	#	%	#	%	#	%	#	%	#	%	#	%	#	%	#	%
Asian																		
American Indian / Alaskan Native																		
Black or African American																		
Hispanic							2	10.0%			2	10.0%	2	10.0%			2	10.0%
White	2	10.0%			2	10.0%	5	25.0%	9	45.0%	14	70.0%	7	35.0%	9	45.0%	16	80.0%
Native Hawaiian or Pacific Islander							1	5.0%			1	5.0%	1	5.0%			1	5.0%
Unknown									1	5.0%	1	5.0%			1	5.0%	1	5.0%
Totals	2	10.0%			2	10.0%	8	40.0%	10	50.0%	18	90.0%	10	50.0%	10	50.0%	20	100.0%



Special Education

Spring 2021

CIP Code: 13.1001

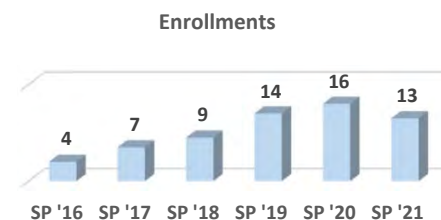
Curriculum Code: 000AA0086

Program: AA

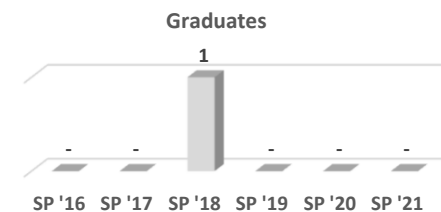
Total Enrollment:	13	100.0%	Male:	2	15.4%	FT:	5	38.5%	Avg Age:	34.9
Minority:	2	15.4%	Female:	11	84.6%	PT:	8	61.5%	Feeder Enrl:	7 53.8%

Feeder H.S. Enrollees	#	%	Age	#	%
Carbondale			<= 17		
Carterville			18-20	3	23.1%
Crab Orchard	1	7.7%	21-25	1	7.7%
DuQuoin	2	15.4%	26-30		
Elverado			31-40	5	38.5%
Herrin			41-50	3	23.1%
Johnston City			51-60	1	7.7%
Marion	1	7.7%	61-70		
Murphysboro	2	15.4%	71-80		
West Frankfort	1	7.7%	81+		
Trico			Unk		
Feeder H.S. Total	7	53.8%	Total	13	100.0%
Agape Christian			Avg	34.9	
GED	1	7.7%	<21	3	23.1%
			>60		

Enrollments	
SP '16	4
SP '17	7
SP '18	9
SP '19	14
SP '20	16
SP '21	13



Graduates	
SP '16	-
SP '17	-
SP '18	1
SP '19	-
SP '20	-
SP '21	-



Demographics	Male						Female						Grand Total					
	Full-time		Part-time		Male Total		Full-time		Part-time		Female Total		Full-time		Part-time		Grand Total	
	#	%	#	%	#	%	#	%	#	%	#	%	#	%	#	%	#	%
Asian																		
American Indian / Alaskan Native																		
Black or African American			1	7.7%	1	7.7%									1	7.7%	1	7.7%
Hispanic							1	7.7%			1	7.7%	1	7.7%			1	7.7%
White			1	7.7%	1	7.7%	4	30.8%	6	46.2%	10	76.9%	4	30.8%	7	53.8%	11	84.6%
Native Hawaiian or Pacific Islander																		
Unknown																		
Totals			2	15.4%	2	15.4%	5	38.5%	6	46.2%	11	84.6%	5	38.5%	8	61.5%	13	100.0%

Associate in Arts

Speech Communication

CIP Code: *09.0101*

Curriculum Code: *000AA0086*



Speech Communication

Summer 2020

CIP Code: 09.0101

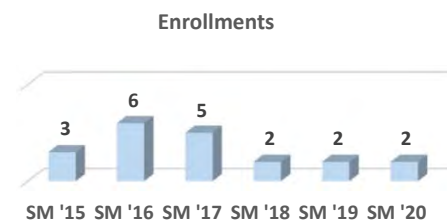
Curriculum Code: 000AA0086

Program: AA

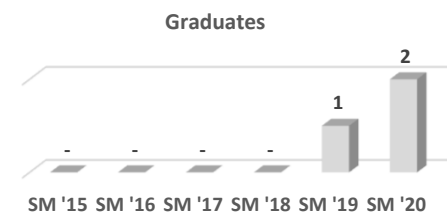
Total Enrollment:	2	100.0%	Male:	1	50.0%	FT:	1	50.0%	Avg Age:	22.5
Minority:	2	100.0%	Female:	1	50.0%	PT:	1	50.0%	Feeder Enrl:	

Feeder H.S. Enrollees	#	%	Age	#	%
Carbondale			< = 17		
Carterville			18-20	1	50.0%
Crab Orchard			21-25	1	50.0%
DuQuoin			26-30		
Elverado			31-40		
Herrin			41-50		
Johnston City			51-60		
Marion			61-70		
Murphysboro			71-80		
West Frankfort			81+		
Trico			Unk		
Feeder H.S. Total			Total	2	100.0%
			Avg	22.5	
Agape Christian			<21	1	50.0%
GED			>60		

Enrollments	
SM '15	3
SM '16	6
SM '17	5
SM '18	2
SM '19	2
SM '20	2



Graduates	
SM '15	-
SM '16	-
SM '17	-
SM '18	-
SM '19	1
SM '20	2



Demographics	Male						Female						Grand Total					
	Full-time		Part-time		Male Total		Full-time		Part-time		Female Total		Full-time		Part-time		Grand Total	
	#	%	#	%	#	%	#	%	#	%	#	%	#	%	#	%	#	%
Asian																		
American Indian / Alaskan Native																		
Black or African American			1	50.0%	1	50.0%	1	50.0%			1	50.0%	1	50.0%	1	50.0%	2	100.0%
Hispanic																		
White																		
Native Hawaiian or Pacific Islander																		
Unknown																		
Totals			1	50.0%	1	50.0%	1	50.0%			1	50.0%	1	50.0%	1	50.0%	2	100.0%



Speech Communication

Fall 2020

CIP Code: 09.0101

Curriculum Code: 000AA0086

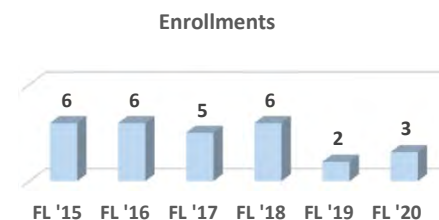
Program: AA

Total Enrollment:	3	100.0%	Male:	1	33.3%	FT:	2	66.7%	Avg Age:	21.9
Minority:	2	66.7%	Female:	2	66.7%	PT:	1	33.3%	Feeder Enrl:	1 33.3%

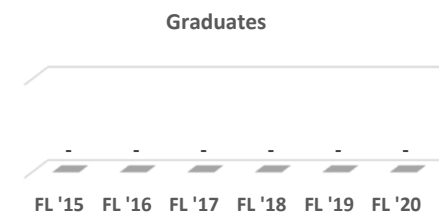
Feeder H.S. Enrollees	#	%
Carbondale	1	33.3%
Carterville		
Crab Orchard		
DuQuoin		
Elverado		
Herrin		
Johnston City		
Marion		
Murphysboro		
West Frankfort		
Trico		
Feeder H.S. Total	1	33.3%
Agape Christian		
GED		

Age	#	%
< = 17		
18-20	1	33.3%
21-25	2	66.7%
26-30		
31-40		
41-50		
51-60		
61-70		
71-80		
81+		
Unk		
Total	3	100.0%
Avg	21.9	
<21	1	33.3%
>60		

Enrollments	
FL '15	6
FL '16	6
FL '17	5
FL '18	6
FL '19	2
FL '20	3



Graduates	
FL '15	-
FL '16	-
FL '17	-
FL '18	-
FL '19	-
FL '20	-



Demographics	Male						Female						Grand Total					
	Full-time		Part-time		Male Total		Full-time		Part-time		Female Total		Full-time		Part-time		Grand Total	
	#	%	#	%	#	%	#	%	#	%	#	%	#	%	#	%	#	%
Asian																		
American Indian / Alaskan Native																		
Black or African American			1	33.3%	1	33.3%	1	33.3%			1	33.3%	1	33.3%	1	33.3%	2	66.7%
Hispanic																		
White							1	33.3%			1	33.3%	1	33.3%			1	33.3%
Native Hawaiian or Pacific Islander																		
Unknown																		
Totals			1	33.3%	1	33.3%	2	66.7%			2	66.7%	2	66.7%	1	33.3%	3	100.0%



Speech Communication

Spring 2021

CIP Code: 09.0101

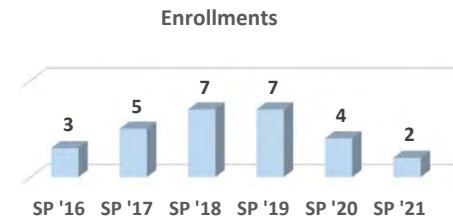
Curriculum Code: 000AA0086

Program: AA

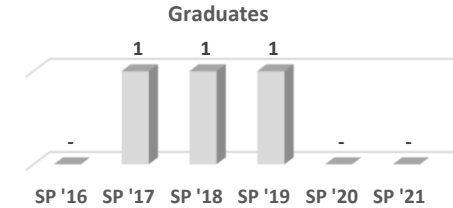
Total Enrollment:	2	100.0%	Male:	1	50.0%	FT:	2	100.0%	Avg Age:	20.7
Minority:			Female:	1	50.0%	PT:			Feeder Enrl:	2 100.0%

Feeder H.S. Enrollees	#	%	Age	#	%
Carbondale			< = 17		
Carterville	1	50.0%	18-20	2	100.0%
Crab Orchard			21-25		
DuQuoin			26-30		
Elverado			31-40		
Herrin			41-50		
Johnston City	1	50.0%	51-60		
Marion			61-70		
Murphysboro			71-80		
West Frankfort			81+		
Trico			Unk		
Feeder H.S. Total	2	100.0%	Total	2	100.0%
Agape Christian			Avg	20.7	
GED			<21	2	100.0%
			>60		

Enrollments	
SP '16	3
SP '17	5
SP '18	7
SP '19	7
SP '20	4
SP '21	2



Graduates	
SP '16	-
SP '17	1
SP '18	1
SP '19	1
SP '20	-
SP '21	-



Demographics	Male						Female						Grand Total					
	Full-time		Part-time		Male Total		Full-time		Part-time		Female Total		Full-time		Part-time		Grand Total	
	#	%	#	%	#	%	#	%	#	%	#	%	#	%	#	%	#	%
Asian																		
American Indian / Alaskan Native																		
Black or African American																		
Hispanic																		
White	1	50.0%			1	50.0%	1	50.0%			1	50.0%	2	100.0%			2	100.0%
Native Hawaiian or Pacific Islander																		
Unknown																		
Totals	1	50.0%			1	50.0%	1	50.0%			1	50.0%	2	100.0%			2	100.0%

JOHN A. LOGAN COLLEGE

FY 2020 – 21

John A. Logan College - Program Data
Associate in Engineering Science



Associate in Engineering Science

Chemical Engineering

CIP Code: **14.0701**

Curriculum Code: **AES 0096**



Chemical Engineering

CIP Code: 14.0701

Curriculum Code:

AES 0096

Program:

AES

Summer 2020

Total Enrollment:

Male:

FT:

Avg Age:

Minority:

Female:

PT:

Feeder Enrl:

Feeder H.S. Enrollees

#	%
Carbondale	
Carterville	
Crab Orchard	
DuQuoin	
Elverado	
Herrin	
Johnston City	
Marion	
Murphysboro	
West Frankfort	
Trico	

Feeder H.S. Total

Agape Christian
GED

Age

#	%
< = 17	
18-20	
21-25	
26-30	
31-40	
41-50	
51-60	
61-70	
71-80	
81+	
Unk	

Total

Avg
<21
>60

Enrollments

SM '15
SM '16
SM '17
SM '18
SM '19
SM '20

Enrollments

SM '15 SM '16 SM '17 SM '18 SM '19 SM '20

Graduates

SM '15
SM '16
SM '17
SM '18
SM '19
SM '20

Graduates

SM '15 SM '16 SM '17 SM '18 SM '19 SM '20

Demographics	Male						Female						Grand Total					
	Full-time		Part-time		Male Total		Full-time		Part-time		Female Total		Full-time		Part-time		Grand Total	
	#	%	#	%	#	%	#	%	#	%	#	%	#	%	#	%	#	%
Asian																		
American Indian / Alaskan Native																		
Black or African American																		
Hispanic																		
White																		
Native Hawaiian or Pacific Islander																		
Unknown																		
Totals																		



Chemical Engineering

CIP Code: 14.0701

Curriculum Code:

AES 0096

Program:

AES

Fall 2020

Total Enrollment:

Male:

FT:

Avg Age:

Minority:

Female:

PT:

Feeder Enrl:

Feeder H.S. Enrollees

	#	%
Carbondale		
Carterville		
Crab Orchard		
DuQuoin		
Elverado		
Herrin		
Johnston City		
Marion		
Murphysboro		
West Frankfort		
Trico		
Feeder H.S. Total		
Agape Christian		
GED		


Age

	#	%
< = 17		
18-20		
21-25		
26-30		
31-40		
41-50		
51-60		
61-70		
71-80		
81+		
Unk		
Total		
Avg		
<21		
>60		

Enrollments

FL '15	
FL '16	
FL '17	
FL '18	
FL '19	
FL '20	-

Enrollments



Graduates

FL '15	
FL '16	
FL '17	
FL '18	
FL '19	
FL '20	-

Graduates



Demographics	Male						Female						Grand Total					
	Full-time		Part-time		Male Total		Full-time		Part-time		Female Total		Full-time		Part-time		Grand Total	
	#	%	#	%	#	%	#	%	#	%	#	%	#	%	#	%	#	%
Asian																		
American Indian / Alaskan Native																		
Black or African American																		
Hispanic																		
White																		
Native Hawaiian or Pacific Islander																		
Unknown																		
Totals																		



Chemical Engineering

Spring 2021

CIP Code: 14.0701

Curriculum Code: AES 0096

Program: AES

Total Enrollment:	3	100.0%	Male:	1	33.3%	FT:	2	66.7%	Avg Age:	23.2
Minority:	1	33.3%	Female:	2	66.7%	PT:	1	33.3%	Feeder Enrl:	2 66.7%

Feeder H.S. Enrollees

	#	%
Carbondale		
Cartersville		
Crab Orchard		
DuQuoin		
Elverado		
Herrin	1	33.3%
Johnston City		
Marion	1	33.3%
Murphysboro		
West Frankfort		
Trico		
Feeder H.S. Total	2	66.7%
Agape Christian		
GED		

Age

	#	%
< = 17		
18-20		
21-25	3	100.0%
26-30		
31-40		
41-50		
51-60		
61-70		
71-80		
81+		
Unk		
Total	3	100.0%
Avg	23.2	
<21		
>60		

Enrollments

SP '16	
SP '17	
SP '18	
SP '19	
SP '20	
SP '21	3

Enrollments



Graduates

SP '16	
SP '17	
SP '18	
SP '19	
SP '20	
SP '21	-

Graduates



Demographics	Male						Female						Grand Total					
	Full-time		Part-time		Male Total		Full-time		Part-time		Female Total		Full-time		Part-time		Grand Total	
	#	%	#	%	#	%	#	%	#	%	#	%	#	%	#	%	#	%
Asian																		
American Indian / Alaskan Native	1	33.3%			1	33.3%							1	33.3%			1	33.3%
Black or African American																		
Hispanic																		
White							1		1	33.3%	2	66.7%	1	33.3%	1	33.3%	2	66.7%
Native Hawaiian or Pacific Islander																		
Unknown																		
Totals	1	33.3%			1	33.3%	1	33.3%	1	33.3%	2	66.7%	2	66.7%	1	33.3%	3	100.0%

Associate in Engineering Science

Civil Engineering

CIP Code: **14.0801**

Curriculum Code: **AES 0096**



Civil Engineering

CIP Code: 14.0801

Curriculum Code:

AES 0096

Program:

AES

Summer 2020

Total Enrollment:

Male:

FT:

Avg Age:

Minority:

Female:

PT:

Feeder Enrl:

Feeder H.S. Enrollees

	#	%
Carbondale		
Carterville		
Crab Orchard		
DuQuoin		
Elverado		
Herrin		
Johnston City		
Marion		
Murphysboro		
West Frankfort		
Trico		
Feeder H.S. Total		
Agape Christian		
GED		

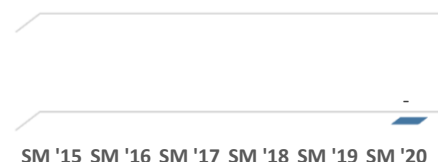
Age

	#	%
< = 17		
18-20		
21-25		
26-30		
31-40		
41-50		
51-60		
61-70		
71-80		
81+		
Unk		
Total		
Avg		
<21		
>60		

Enrollments

SM '15	
SM '16	
SM '17	
SM '18	
SM '19	
SM '20	-

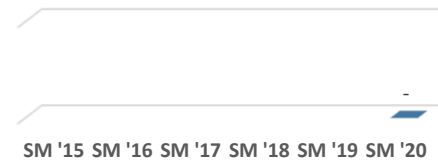
Enrollments



Graduates

SM '15	
SM '16	
SM '17	
SM '18	
SM '19	
SM '20	-

Graduates



Demographics	Male						Female						Grand Total					
	Full-time		Part-time		Male Total		Full-time		Part-time		Female Total		Full-time		Part-time		Grand Total	
	#	%	#	%	#	%	#	%	#	%	#	%	#	%	#	%	#	%
Asian																		
American Indian / Alaskan Native																		
Black or African American																		
Hispanic																		
White																		
Native Hawaiian or Pacific Islander																		
Unknown																		
Totals																		



Civil Engineering

CIP Code: 14.0801

Curriculum Code:

AES 0096

Program:

AES

Fall 2020

Total Enrollment: 4 100.0%
Minority: 1 25.0%



Male: 4 100.0%
Female:

FT: 4 100.0%
PT:

Avg Age: 19.8
Feeder Enrl: 2 50.0%

Feeder H.S. Enrollees	#	%
Carbondale	1	25.0%
Carterville		
Crab Orchard		
DuQuoin		
Elverado		
Herrin		
Johnston City	1	25.0%
Marion		
Murphysboro		
West Frankfort		
Trico		
Feeder H.S. Total	2	50.0%
Agape Christian		
GED		

Age	#	%
< = 17		
18-20	3	75.0%
21-25	1	25.0%
26-30		
31-40		
41-50		
51-60		
61-70		
71-80		
81+		
Unk		
Total	4	100.0%
Avg	19.8	
<21	3	75.0%
>60		



Demographics	Male						Female						Grand Total					
	Full-time		Part-time		Male Total		Full-time		Part-time		Female Total		Full-time		Part-time		Grand Total	
	#	%	#	%	#	%	#	%	#	%	#	%	#	%	#	%	#	%
Asian																		
American Indian / Alaskan Native																		
Black or African American	1	25.0%			1	25.0%							1	25.0%			1	25.0%
Hispanic																		
White	3	75.0%			3	75.0%							3	75.0%			3	75.0%
Native Hawaiian or Pacific Islander																		
Unknown																		
Totals	4	100.0%			4	100.0%							4	100.0%			4	100.0%



Civil Engineering

CIP Code: 14.0801

Curriculum Code:

AES 0096

Program:

AES

Spring 2021

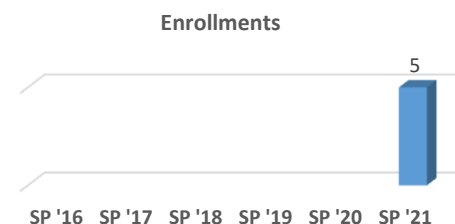
Total Enrollment:	5	100.0%	Male:	5	100.0%	FT:	5	100.0%	Avg Age:	20.7
Minority:	1	20.0%	Female:			PT:			Feeder Enrl:	3 60.0%

Feeder H.S. Enrollees	#	%
Carbondale		
Cartersville		
Crab Orchard		
DuQuoin		
Elverado		
Herrin		
Johnston City		
Marion	1	20.0%
Murphysboro	1	20.0%
West Frankfort	1	20.0%
Trico		
Feeder H.S. Total	3	60.0%
Agape Christian		
GED		

Age	#	%
< = 17		
18-20	3	60.0%
21-25	2	40.0%
26-30		
31-40		
41-50		
51-60		
61-70		
71-80		
81+		
Unk		
Total	5	100.0%
Avg	20.7	
<21	3	60.0%
>60		

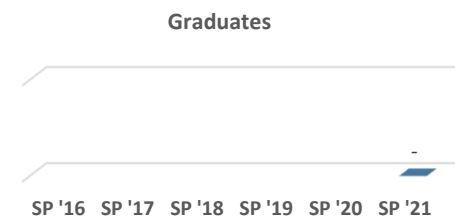
Enrollments

SP '16	
SP '17	
SP '18	
SP '19	
SP '20	
SP '21	5



Graduates

SP '16	
SP '17	
SP '18	
SP '19	
SP '20	
SP '21	-



Demographics	Male						Female						Grand Total					
	Full-time		Part-time		Male Total		Full-time		Part-time		Female Total		Full-time		Part-time		Grand Total	
	#	%	#	%	#	%	#	%	#	%	#	%	#	%	#	%	#	%
Asian																		
American Indian / Alaskan Native																		
Black or African American	1	20.0%			1	20.0%							1	20.0%			1	20.0%
Hispanic																		
White	4	80.0%			4	80.0%							4	80.0%			4	80.0%
Native Hawaiian or Pacific Islander																		
Unknown																		
Totals	5	100.0%			5	100.0%							5	100.0%			5	100.0%

Associate in Engineering Science

Computer Engineering

CIP Code: **14.0901**

Curriculum Code: **AES 0096**



Computer Engineering

CIP Code: 14.0901

Curriculum Code:

AES 0096

Program:

AES

Summer 2020

Total Enrollment:

Male:

FT:

Avg Age:

Minority:

Female:

PT:

Feeder Enrl:

Feeder H.S. Enrollees

	#	%
Carbondale		
Carterville		
Crab Orchard		
DuQuoin		
Elverado		
Herrin		
Johnston City		
Marion		
Murphysboro		
West Frankfort		
Trico		
Feeder H.S. Total		
Agape Christian		
GED		

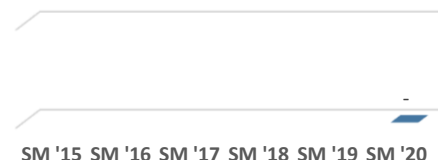
Age

	#	%
< = 17		
18-20		
21-25		
26-30		
31-40		
41-50		
51-60		
61-70		
71-80		
81+		
Unk		
Total		
Avg		
<21		
>60		

Enrollments

SM '15	
SM '16	
SM '17	
SM '18	
SM '19	
SM '20	-

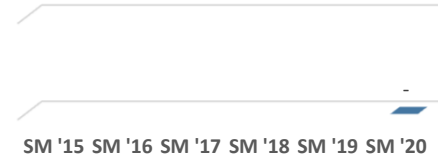
Enrollments



Graduates

SM '15	
SM '16	
SM '17	
SM '18	
SM '19	
SM '20	-

Graduates



Demographics	Male						Female						Grand Total					
	Full-time		Part-time		Male Total		Full-time		Part-time		Female Total		Full-time		Part-time		Grand Total	
	#	%	#	%	#	%	#	%	#	%	#	%	#	%	#	%	#	%
Asian																		
American Indian / Alaskan Native																		
Black or African American																		
Hispanic																		
White																		
Native Hawaiian or Pacific Islander																		
Unknown																		
Totals																		



Computer Engineering

Fall 2020

CIP Code: 14.0901

Curriculum Code:

AES 0096

Program:

AES

Total Enrollment: 2 100.0%

Male: 2 100.0%

FT: 2 100.0%

Avg Age: 19.1

Minority:

Female:


PT:

Feeder Enrl: 1 50.0%

Feeder H.S. Enrollees	#	%
Carbondale		
Carterville		
Crab Orchard		
DuQuoin		
Elverado		
Herrin	1	50.0%
Johnston City		
Marion		
Murphysboro		
West Frankfort		
Trico		
Feeder H.S. Total	1	50.0%
Agape Christian		
GED		

Age	#	%
< = 17		
18-20	2	100.0%
21-25		
26-30		
31-40		
41-50		
51-60		
61-70		
71-80		
81+		
Unk		
Total	2	100.0%
Avg	19.1	
<21	2	100.0%
>60		

Enrollments
FL '15
FL '16
FL '17
FL '18
FL '19
FL '20



Graduates
FL '15
FL '16
FL '17
FL '18
FL '19
FL '20



Demographics	Male						Female						Grand Total					
	Full-time		Part-time		Male Total		Full-time		Part-time		Female Total		Full-time		Part-time		Grand Total	
	#	%	#	%	#	%	#	%	#	%	#	%	#	%	#	%	#	%
Asian																		
American Indian / Alaskan Native																		
Black or African American																		
Hispanic																		
White	2	100.0%			2	100.0%							2	100.0%			2	100.0%
Native Hawaiian or Pacific Islander																		
Unknown																		
Totals	2	100.0%			2	100.0%							2	100.0%			2	100.0%



Computer Engineering

Spring 2021

CIP Code:

14.0901

Curriculum Code:

AES 0096

Program:

AES

Total Enrollment: 1 100.0%

Male: 1 100.0%

FT: 1 100.0%

Avg Age: 19.6

Minority:

Female:

PT:

Feeder Enrl:

Feeder H.S. Enrollees

	#	%
Carbondale		
Cartersville		
Crab Orchard		
DuQuoin		
Elverado		
Herrin		
Johnston City		
Marion		
Murphysboro		
West Frankfort		
Trico		
Feeder H.S. Total		
Agape Christian		
GED		

Age

	#	%
< = 17		
18-20	1	100.0%
21-25		
26-30		
31-40		
41-50		
51-60		
61-70		
71-80		
81+		
Unk		
Total	1	100.0%
Avg	19.6	
<21	1	100.0%
>60		

Enrollments

SP '16	
SP '17	
SP '18	
SP '19	
SP '20	
SP '21	1

Enrollments



Graduates

SP '16	
SP '17	
SP '18	
SP '19	
SP '20	
SP '21	-

Graduates



Demographics	Male						Female						Grand Total					
	Full-time		Part-time		Male Total		Full-time		Part-time		Female Total		Full-time		Part-time		Grand Total	
	#	%	#	%	#	%	#	%	#	%	#	%	#	%	#	%	#	%
Asian																		
American Indian / Alaskan Native																		
Black or African American																		
Hispanic																		
White	1	100.0%			1	100.0%							1	100.0%			1	100.0%
Native Hawaiian or Pacific Islander																		
Unknown																		
Totals	1	100.0%			1	100.0%							1	100.0%			1	100.0%

Associate in Engineering Science

Electrical Engineering

CIP Code: **14.1001**

Curriculum Code: **AES 0096**



Electrical Engineering

CIP Code: 14.1001

Curriculum Code:

AES 0096

Program:

AES

Summer 2020

Total Enrollment:

Male:

FT:

Avg Age:

Minority:

Female:

PT:

Feeder Enrl:

Feeder H.S. Enrollees

	#	%
Carbondale		
Carterville		
Crab Orchard		
DuQuoin		
Elverado		
Herrin		
Johnston City		
Marion		
Murphysboro		
West Frankfort		
Trico		
Feeder H.S. Total		
Agape Christian		
GED		

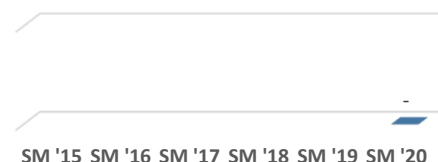
Age

	#	%
< = 17		
18-20		
21-25		
26-30		
31-40		
41-50		
51-60		
61-70		
71-80		
81+		
Unk		
Total		
Avg		
<21		
>60		

Enrollments

SM '15	
SM '16	
SM '17	
SM '18	
SM '19	
SM '20	-

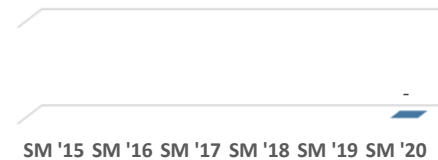
Enrollments



Graduates

SM '15	
SM '16	
SM '17	
SM '18	
SM '19	
SM '20	-

Graduates



Demographics	Male						Female						Grand Total					
	Full-time		Part-time		Male Total		Full-time		Part-time		Female Total		Full-time		Part-time		Grand Total	
	#	%	#	%	#	%	#	%	#	%	#	%	#	%	#	%	#	%
Asian																		
American Indian / Alaskan Native																		
Black or African American																		
Hispanic																		
White																		
Native Hawaiian or Pacific Islander																		
Unknown																		
Totals																		



Electrical Engineering

Fall 2020

CIP Code: 14.1001

Curriculum Code:

AES 0096

Program:

AES

Total Enrollment: 2 100.0%

Male: 2 100.0%

FT: 2 100.0%

Avg Age: 19.3

Minority:

Female:


PT:

Feeder Enrl: 1 50.0%

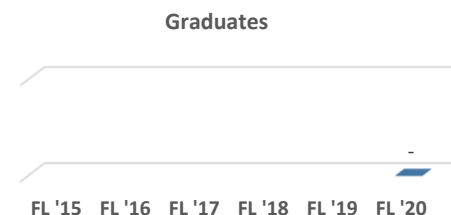
Feeder H.S. Enrollees	#	%
Carbondale		
Carterville		
Crab Orchard		
DuQuoin	1	50.0%
Elverado		
Herrin		
Johnston City		
Marion		
Murphysboro		
West Frankfort		
Trico		
Feeder H.S. Total	1	50.0%
Agape Christian		
GED		

Age	#	%
< = 17		
18-20	2	100.0%
21-25		
26-30		
31-40		
41-50		
51-60		
61-70		
71-80		
81+		
Unk		
Total	2	100.0%
Avg	19.3	
<21	2	100.0%
>60		

Enrollments
FL '15
FL '16
FL '17
FL '18
FL '19
FL '20



Graduates
FL '15
FL '16
FL '17
FL '18
FL '19
FL '20



Demographics	Male						Female						Grand Total					
	Full-time		Part-time		Male Total		Full-time		Part-time		Female Total		Full-time		Part-time		Grand Total	
	#	%	#	%	#	%	#	%	#	%	#	%	#	%	#	%	#	%
Asian																		
American Indian / Alaskan Native																		
Black or African American																		
Hispanic																		
White	1	50.0%			1	50.0%							1	50.0%			1	50.0%
Native Hawaiian or Pacific Islander																		
Unknown	1	50.0%			1	50.0%							1	50.0%			1	50.0%
Totals	2	100.0%			2	100.0%							2	100.0%			2	100.0%



Electrical Engineering

Spring 2021

CIP Code:

14.1001

Curriculum Code:

AES 0096

Program:

AES

Total Enrollment: 2 100.0%

Male: 2 100.0%

FT: 2 100.0%

Avg Age: 20.0

Minority: 1 50.0%

Female:

PT:

Feeder Enrl:

Feeder H.S. Enrollees

	#	%
Carbondale		
Carterville		
Crab Orchard		
DuQuoin		
Elverado		
Herrin		
Johnston City		
Marion		
Murphysboro		
West Frankfort		
Trico		
Feeder H.S. Total		
Agape Christian		
GED		

Age

	#	%
< = 17		
18-20	2	100.0%
21-25		
26-30		
31-40		
41-50		
51-60		
61-70		
71-80		
81+		
Unk		
Total	2	100.0%
Avg	20.0	
<21	2	100.0%
>60		

Enrollments

SP '16	
SP '17	
SP '18	
SP '19	
SP '20	
SP '21	2

Enrollments



Graduates

SP '16	
SP '17	
SP '18	
SP '19	
SP '20	
SP '21	-

Graduates



Demographics	Male						Female						Grand Total					
	Full-time		Part-time		Male Total		Full-time		Part-time		Female Total		Full-time		Part-time		Grand Total	
	#	%	#	%	#	%	#	%	#	%	#	%	#	%	#	%	#	%
Asian																		
American Indian / Alaskan Native																		
Black or African American	1	50.0%			1	50.0%							1	50.0%			1	50.0%
Hispanic																		
White																		
Native Hawaiian or Pacific Islander																		
Unknown	1	50.0%			1	50.0%							1	50.0%			1	50.0%
Totals	2	100.0%			2	100.0%							2	100.0%			2	100.0%

Associate in Engineering Science

Engineering Science

CIP Code: 14.0101

Curriculum Code: AES 0096



Engineering Science

Summer 2020

CIP Code:

14.0101

Curriculum Code:

AES 0096

Program:

AES

Total Enrollment:

Male:

FT:

Avg Age:

Minority:

Female:

PT:

Feeder Enrl:

Feeder H.S. Enrollees

	#	%
Carbondale		
Carterville		
Crab Orchard		
DuQuoin		
Elverado		
Herrin		
Johnston City		
Marion		
Murphysboro		
West Frankfort		
Trico		
Feeder H.S. Total		
Agape Christian		
GED		

Age

	#	%
< = 17		
18-20		
21-25		
26-30		
31-40		
41-50		
51-60		
61-70		
71-80		
81+		
Unk		
Total		
Avg		
<21		
>60		

Enrollments

	Enrollments
SM '15	
SM '16	
SM '17	
SM '18	
SM '19	
SM '20	-

Graduates

	Graduates
SM '15	
SM '16	
SM '17	
SM '18	
SM '19	
SM '20	-

Demographics	Male						Female						Grand Total					
	Full-time		Part-time		Male Total		Full-time		Part-time		Female Total		Full-time		Part-time		Grand Total	
	#	%	#	%	#	%	#	%	#	%	#	%	#	%	#	%	#	%
Asian																		
American Indian / Alaskan Native																		
Black or African American																		
Hispanic																		
White																		
Native Hawaiian or Pacific Islander																		
Unknown																		
Totals																		



General Engineering

Fall 2020

CIP Code:

14.0101

Curriculum Code:

AES 0096

Program:

AES

Total Enrollment: 10 100.0%

Male: 6 60.0%

FT: 6 60.0%

Avg Age: 21.1

Minority:

Female: 4 40.0%

PT: 4 40.0%


Feeder Enrl: 5 50.0%

Feeder H.S. Enrollees	#	%
Carbondale	1	10.0%
Cartersville	1	10.0%
Crab Orchard		
DuQuoin	1	10.0%
Elverado		
Herrin	1	10.0%
Johnston City		
Marion	1	10.0%
Murphysboro		
West Frankfort		
Trico		
Feeder H.S. Total	5	50.0%
Agape Christian		
GED	1	10.0%

Age	#	%
< = 17		
18-20	5	50.0%
21-25	5	50.0%
26-30		
31-40		
41-50		
51-60		
61-70		
71-80		
81+		
Unk		
Total	10	100.0%
Avg	21.1	
<21	5	50.0%
>60		

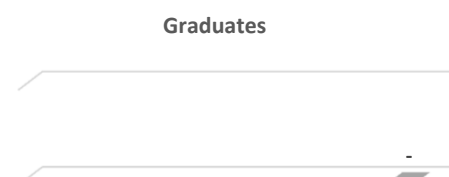
Enrollments

FL '15	
FL '16	
FL '17	
FL '18	
FL '19	
FL '20	10



Graduates

FL '15	
FL '16	
FL '17	
FL '18	
FL '19	
FL '20	-



Demographics	Male						Female						Grand Total					
	Full-time		Part-time		Male Total		Full-time		Part-time		Female Total		Full-time		Part-time		Grand Total	
	#	%	#	%	#	%	#	%	#	%	#	%	#	%	#	%	#	%
Asian																		
American Indian / Alaskan Native																		
Black or African American																		
Hispanic																		
White	4	40.0%	1	10.0%	5	50.0%	1	10.0%	3	30.0%	4	40.0%	5	50.0%	4	40.0%	9	90.0%
Native Hawaiian or Pacific Islander																		
Unknown	1	10.0%			1	10.0%							1	10.0%			1	10.0%
Totals	5	50.0%	1	10.0%	6	60.0%	1	10.0%	3	30.0%	4	40.0%	6	60.0%	4	40.0%	10	100.0%



General Engineering

Spring 2021

CIP Code: 14.0101

Curriculum Code:

AES 0096

Program:

AES

Total Enrollment: 6 100.0%

Male: 4 66.7%

FT: 3 50.0%

Avg Age: 21.8

Minority:

Female: 2 33.3%

PT: 3 50.0%

Feeder Enrl: 5 83.3%

Feeder H.S. Enrollees

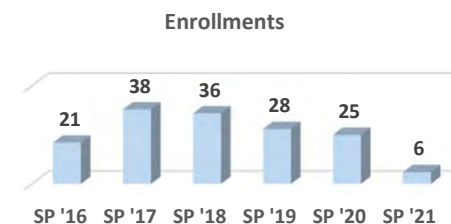
	#	%
Carbondale		
Cartersville	1	16.7%
Crab Orchard		
DuQuoin		
Elverado		
Herrin		
Johnston City	1	16.7%
Marion		
Murphysboro		
West Frankfort	1	16.7%
Trico	2	33.3%
Feeder H.S. Total	5	83.3%
Agape Christian		
GED		

Age

	#	%
< = 17		
18-20	2	33.3%
21-25	4	66.7%
26-30		
31-40		
41-50		
51-60		
61-70		
71-80		
81+		
Unk		
Total	6	100.0%
Avg	21.8	
<21	2	33.3%
>60		

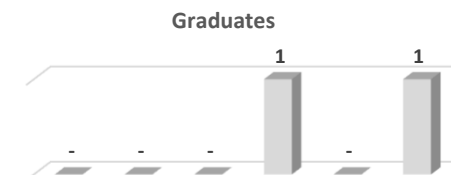
Enrollments

SP '16	21
SP '17	38
SP '18	36
SP '19	28
SP '20	25
SP '21	6



Graduates

SP '16	-
SP '17	-
SP '18	-
SP '19	1
SP '20	-
SP '21	1



Demographics	Male						Female						Grand Total					
	Full-time		Part-time		Male Total		Full-time		Part-time		Female Total		Full-time		Part-time		Grand Total	
	#	%	#	%	#	%	#	%	#	%	#	%	#	%	#	%	#	%
Asian																		
American Indian / Alaskan Native																		
Black or African American																		
Hispanic																		
White	3	50.0%	1	16.7%	4	66.7%			2	33.3%	2	33.3%	3	50.0%	3	50.0%	6	100.0%
Native Hawaiian or Pacific Islander																		
Unknown																		
Totals	3	50.0%	1	16.7%	4	66.7%			2	33.3%	2	33.3%	3	50.0%	3	50.0%	6	100.0%

Associate in Engineering Science

Industrial Engineering

CIP Code: **14.3501**

Curriculum Code: **AES 0096**



Industrial Engineering

CIP Code: 14.3501

Curriculum Code:

AES 0096

Program:

AES

Summer 2020

Total Enrollment:

Male:

FT:

Avg Age:

Minority:

Female:

PT:

Feeder Enrl:

Feeder H.S. Enrollees

	#	%
Carbondale		
Carterville		
Crab Orchard		
DuQuoin		
Elverado		
Herrin		
Johnston City		
Marion		
Murphysboro		
West Frankfort		
Trico		
Feeder H.S. Total		
Agape Christian		
GED		

Age

	#	%
< = 17		
18-20		
21-25		
26-30		
31-40		
41-50		
51-60		
61-70		
71-80		
81+		
Unk		
Total		
Avg		
<21		
>60		

Enrollments

SM '15	
SM '16	
SM '17	
SM '18	
SM '19	
SM '20	-

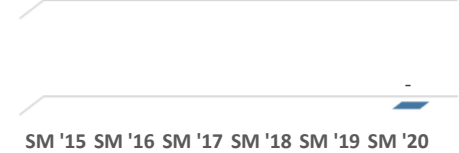
Enrollments



Graduates

SM '15	
SM '16	
SM '17	
SM '18	
SM '19	
SM '20	-

Graduates



Demographics	Male						Female						Grand Total					
	Full-time		Part-time		Male Total		Full-time		Part-time		Female Total		Full-time		Part-time		Grand Total	
	#	%	#	%	#	%	#	%	#	%	#	%	#	%	#	%	#	%
Asian																		
American Indian / Alaskan Native																		
Black or African American																		
Hispanic																		
White																		
Native Hawaiian or Pacific Islander																		
Unknown																		
Totals																		



Industrial Engineering

CIP Code: 14.3501

Curriculum Code:

AES 0096

Program:

AES

Fall 2020

Total Enrollment:

Male:

FT:

Avg Age:

Minority:

Female:

PT:

Feeder Enrl:

Feeder H.S. Enrollees

#

%

Age

#

%

Enrollments

Enrollments

Carbondale

Carterville

Crab Orchard

DuQuoin

Elverado

Herrin

Johnston City

Marion

Murphysboro

West Frankfort

Trico

Feeder H.S. Total

Agape Christian

GED

< = 17

18-20

21-25

26-30

31-40

41-50

51-60

61-70

71-80

81+

Unk

Total

Avg

<21

>60

FL '15

FL '16

FL '17

FL '18

FL '19

FL '20

FL '15 FL '16 FL '17 FL '18 FL '19 FL '20

Graduates

Graduates

FL '15

FL '16

FL '17

FL '18

FL '19

FL '20

FL '15 FL '16 FL '17 FL '18 FL '19 FL '20

Demographics	Male						Female						Grand Total					
	Full-time		Part-time		Male Total		Full-time		Part-time		Female Total		Full-time		Part-time		Grand Total	
	#	%	#	%	#	%	#	%	#	%	#	%	#	%	#	%	#	%
Asian																		
American Indian / Alaskan Native																		
Black or African American																		
Hispanic																		
White																		
Native Hawaiian or Pacific Islander																		
Unknown																		
Totals																		



Industrial Engineering

Spring 2021

CIP Code: 14.3501

Curriculum Code:

AES 0096

Program:

AES

Total Enrollment: 1 100.0%

Male: 1 100.0%

FT: 1 100.0%

Avg Age: 47.0

Minority:

Female:

PT:

Feeder Enrl:

Feeder H.S. Enrollees

	#	%
Carbondale		
Cartersville		
Crab Orchard		
DuQuoin		
Elverado		
Herrin		
Johnston City		
Marion		
Murphysboro		
West Frankfort		
Trico		
Feeder H.S. Total		
Agape Christian		
GED	1	100.0%

Age

	#	%
< = 17		
18-20		
21-25		
26-30		
31-40		
41-50	1	100.0%
51-60		
61-70		
71-80		
81+		
Unk		
Total	1	100.0%
Avg	47.0	
<21		
>60		

Enrollments

SP '16	
SP '17	
SP '18	
SP '19	
SP '20	
SP '21	1

Enrollments



Graduates

SP '16	
SP '17	
SP '18	
SP '19	
SP '20	
SP '21	-

Graduates



Demographics	Male						Female						Grand Total					
	Full-time		Part-time		Male Total		Full-time		Part-time		Female Total		Full-time		Part-time		Grand Total	
	#	%	#	%	#	%	#	%	#	%	#	%	#	%	#	%	#	%
Asian																		
American Indian / Alaskan Native																		
Black or African American																		
Hispanic																		
White	1	100.0%			1	100.0%							1	100.0%			1	100.0%
Native Hawaiian or Pacific Islander																		
Unknown																		
Totals	1	100.0%			1	100.0%							1	100.0%			1	100.0%

Associate in Engineering Science

Mechanical Engineering

CIP Code: **14.1901**

Curriculum Code: **AES 0096**



Mechanical Engineering

Summer 2020

CIP Code:

14.1901

Curriculum Code:

AES 0096

Program:

AES

Total Enrollment:

Male:

FT:

Avg Age:

Minority:

Female:

PT:

Feeder Enrl:

Feeder H.S. Enrollees

#

%

Age

#

%

Enrollments

Enrollments

Carbondale

Carterville

Crab Orchard

DuQuoin

Elverado

Herrin

Johnston City

Marion

Murphysboro

West Frankfort

Trico

Feeder H.S. Total

Agape Christian

GED

< = 17

18-20

21-25

26-30

31-40

41-50

51-60

61-70

71-80

81+

Unk

Total

Avg

<21

>60

SM '15

SM '16

SM '17

SM '18

SM '19

SM '20

SM '15 SM '16 SM '17 SM '18 SM '19 SM '20

Graduates

Graduates

SM '15

SM '16

SM '17

SM '18

SM '19

SM '20

SM '15 SM '16 SM '17 SM '18 SM '19 SM '20

Demographics	Male						Female						Grand Total					
	Full-time		Part-time		Male Total		Full-time		Part-time		Female Total		Full-time		Part-time		Grand Total	
	#	%	#	%	#	%	#	%	#	%	#	%	#	%	#	%	#	%
Asian																		
American Indian / Alaskan Native																		
Black or African American																		
Hispanic																		
White																		
Native Hawaiian or Pacific Islander																		
Unknown																		
Totals																		



Mechanical Engineering

Fall 2020

CIP Code: 14.1901

Curriculum Code:

AES 0096

Program:

AES

Total Enrollment: 1 100.0%

Male: 1 100.0%

FT:

Avg Age: 35.3

Minority:

Female:

PT: 1 100.0%

Feeder Enrl:

Feeder H.S. Enrollees

#	%
Carbondale	
Cartersville	
Crab Orchard	
DuQuoin	
Elverado	
Herrin	
Johnston City	
Marion	
Murphysboro	
West Frankfort	
Trico	
Feeder H.S. Total	
Agape Christian	
GED	


Age

#	%
< = 17	
18-20	
21-25	
26-30	
31-40	1 100.0%
41-50	
51-60	
61-70	
71-80	
81+	
Unk	
Total	1 100.0%
Avg	35.3
<21	
>60	

Enrollments

FL '15	
FL '16	
FL '17	
FL '18	
FL '19	
FL '20	1


Enrollments



Graduates

FL '15	
FL '16	
FL '17	
FL '18	
FL '19	
FL '20	-

Graduates



Demographics	Male						Female						Grand Total					
	Full-time		Part-time		Male Total		Full-time		Part-time		Female Total		Full-time		Part-time		Grand Total	
	#	%	#	%	#	%	#	%	#	%	#	%	#	%	#	%	#	%
Asian																		
American Indian / Alaskan Native																		
Black or African American																		
Hispanic																		
White			1	100.0%	1	100.0%									1	100.0%	1	100.0%
Native Hawaiian or Pacific Islander																		
Unknown																		
Totals			1	100.0%	1	100.0%									1	100.0%	1	100.0%



Mechanical Engineering

Spring 2021

CIP Code: 14.1901

Curriculum Code:

AES 0096

Program:

AES

Total Enrollment: 1 100.0%

Male: 1 100.0%

FT:

Avg Age: 35.7

Minority:

Female:

PT: 1 100.0%

Feeder Enrl: 1 100.0%

Feeder H.S. Enrollees

	#	%
Carbondale		
Cartersville		
Crab Orchard		
DuQuoin		
Elverado		
Herrin		
Johnston City		
Marion	1	100.0%
Murphysboro		
West Frankfort		
Trico		
Feeder H.S. Total	1	100.0%
Agape Christian		
GED		

Age

	#	%
< = 17		
18-20		
21-25		
26-30		
31-40	1	100.0%
41-50		
51-60		
61-70		
71-80		
81+		
Unk		
Total	1	100.0%
Avg	35.7	
<21		
>60		

Enrollments

SP '16	
SP '17	
SP '18	
SP '19	
SP '20	
SP '21	1

Enrollments



Graduates

SP '16	
SP '17	
SP '18	
SP '19	
SP '20	
SP '21	-

Graduates



Demographics	Male						Female						Grand Total					
	Full-time		Part-time		Male Total		Full-time		Part-time		Female Total		Full-time		Part-time		Grand Total	
	#	%	#	%	#	%	#	%	#	%	#	%	#	%	#	%	#	%
Asian																		
American Indian / Alaskan Native																		
Black or African American																		
Hispanic																		
White			1	100.0%	1	100.0%									1	100.0%	1	100.0%
Native Hawaiian or Pacific Islander																		
Unknown																		
Totals			1	100.0%	1	100.0%									1	100.0%	1	100.0%

JOHN A. LOGAN COLLEGE

FY 2020 – 21

John A. Logan College - Program Data
Associate in Fine Arts



Associate in Fine Arts

Art Studio

CIP Code: **50.0701**

Curriculum Code: **00AFA2015**



Art Studio

CIP Code: 50.0701

Curriculum Code:

00AFA2015

Program:

AFA

Summer 2020

Total Enrollment:

Male:

FT:

Avg Age:

Minority:

Female:

PT:

Feeder Enrl:

Feeder H.S. Enrollees

#

%

Carbondale
Carterville
Crab Orchard
DuQuoin
Elverado
Herrin
Johnston City
Marion
Murphysboro
West Frankfort
Trico

Feeder H.S. Total

Agape Christian
GED

Age

#

%

< = 17
18-20
21-25
26-30
31-40
41-50
51-60
61-70
71-80
81+

Unk

Total

Avg

<21

>60

Enrollments

SM '15 -
SM '16 -
SM '17 -
SM '18 -
SM '19 1
SM '20 -

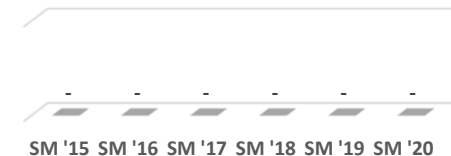
Enrollments



Graduates

SM '15 -
SM '16 -
SM '17 -
SM '18 -
SM '19 -
SM '20 -

Graduates



Demographics	Male						Female						Grand Total					
	Full-time		Part-time		Male Total		Full-time		Part-time		Female Total		Full-time		Part-time		Grand Total	
	#	%	#	%	#	%	#	%	#	%	#	%	#	%	#	%	#	%
Asian																		
American Indian / Alaskan Native																		
Black or African American																		
Hispanic																		
White																		
Native Hawaiian or Pacific Islander																		
Unknown																		
Totals																		



Art Studio

Fall 2020

CIP Code: 50.0701

Curriculum Code: 00AFA2015

Program: AFA

Total Enrollment: 1 100.0%

Male: 1 100.0%

FT:

Avg Age: 20.3

Minority:

Female:

PT: 1 100.0%

Feeder Enrl:

Feeder H.S. Enrollees

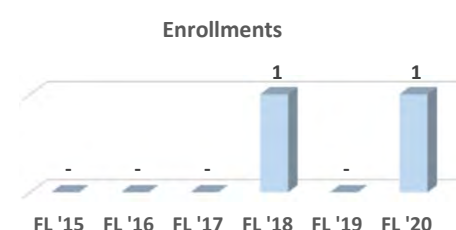
	#	%
Carbondale		
Carterville		
Crab Orchard		
DuQuoin		
Elverado		
Herrin		
Johnston City		
Marion		
Murphysboro		
West Frankfort		
Trico		
Feeder H.S. Total		
Agape Christian		
GED		

Age

	#	%
< = 17		
18-20	1	100.0%
21-25		
26-30		
31-40		
41-50		
51-60		
61-70		
71-80		
81+		
Unk		
Total	1	100.0%
Avg	20.3	
<21	1	100.0%
>60		

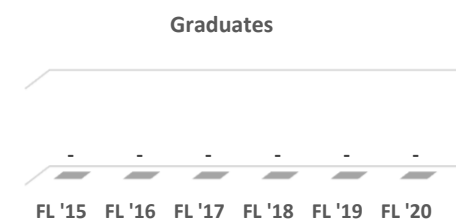
Enrollments

FL '15	-
FL '16	-
FL '17	-
FL '18	1
FL '19	-
FL '20	1



Graduates

FL '15	-
FL '16	-
FL '17	-
FL '18	-
FL '19	-
FL '20	-



Demographics	Male						Female						Grand Total					
	Full-time		Part-time		Male Total		Full-time		Part-time		Female Total		Full-time		Part-time		Grand Total	
	#	%	#	%	#	%	#	%	#	%	#	%	#	%	#	%	#	%
Asian																		
American Indian / Alaskan Native																		
Black or African American																		
Hispanic																		
White			1	100.0%	1	100.0%									1	100.0%	1	100.0%
Native Hawaiian or Pacific Islander																		
Unknown																		
Totals			1	100.0%	1	100.0%									1	100.0%	1	100.0%



Art Studio

CIP Code: 50.0701

Curriculum Code:

00AFA2015

Program:

AFA

Spring 2021

Total Enrollment:

Male:

FT:

Avg Age:

Minority:

Female:

PT:

Feeder Enrl:

Feeder H.S. Enrollees

%

Carbondale

Cartersville

Crab Orchard

DuQuoin

Elverado

Herrin

Johnston City

Marion

Murphysboro

West Frankfort

Trico

Feeder H.S. Total

Agape Christian

GED

Age

%

< = 17

18-20

21-25

26-30

31-40

41-50

51-60

61-70

71-80

81+

Unk

Total

Avg

<21

>60

Enrollments

SP '16

-

SP '17

1

SP '18

-

SP '19

1

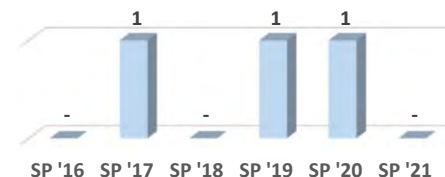
SP '20

1

SP '21

-

Enrollments



Graduates

SP '16

-

SP '17

-

SP '18

-

SP '19

-

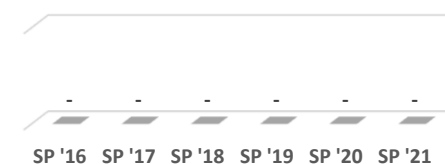
SP '20

-

SP '21

-

Graduates



Demographics	Male						Female						Grand Total					
	Full-time		Part-time		Male Total		Full-time		Part-time		Female Total		Full-time		Part-time		Grand Total	
	#	%	#	%	#	%	#	%	#	%	#	%	#	%	#	%	#	%
Asian																		
American Indian / Alaskan Native																		
Black or African American																		
Hispanic																		
White																		
Native Hawaiian or Pacific Islander																		
Unknown																		
Totals																		

Associate in Fine Arts

Music Education

CIP Code: **13.1312**

Curriculum Code: **00AFA0089**



Music Education

CIP Code: 13.1312

Curriculum Code:

00AFA0089

Program:

AFA

Summer 2020

Total Enrollment: 2 100.0%

Male:

FT: 2 100.0%

Avg Age: 19.3

Minority:

Female: 2 100.0%

PT:

Feeder Enrl: 2 100.0%

Feeder H.S. Enrollees

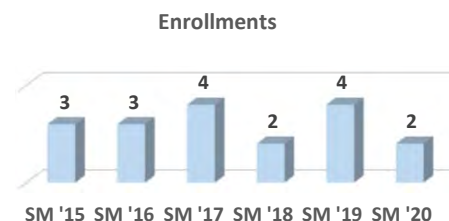
	#	%
Carbondale		
Cartersville	2	100.0%
Crab Orchard		
DuQuoin		
Elverado		
Herrin		
Johnston City		
Marion		
Murphysboro		
West Frankfort		
Trico		
Feeder H.S. Total	2	100.0%
Agape Christian		
GED		

Age

	#	%
< = 17		
18-20	2	100.0%
21-25		
26-30		
31-40		
41-50		
51-60		
61-70		
71-80		
81+		
Unk		
Total	2	100.0%
Avg	19.3	
<21	2	100.0%
>60		

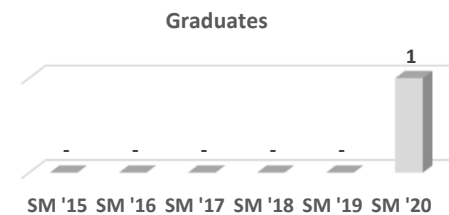
Enrollments

SM '15	3
SM '16	3
SM '17	4
SM '18	2
SM '19	4
SM '20	2



Graduates

SM '15	-
SM '16	-
SM '17	-
SM '18	-
SM '19	-
SM '20	1



Demographics	Male						Female						Grand Total					
	Full-time		Part-time		Male Total		Full-time		Part-time		Female Total		Full-time		Part-time		Grand Total	
	#	%	#	%	#	%	#	%	#	%	#	%	#	%	#	%	#	%
Asian																		
American Indian / Alaskan Native																		
Black or African American																		
Hispanic																		
White							2	100.0%			2	100.0%	2	100.0%			2	100.0%
Native Hawaiian or Pacific Islander																		
Unknown																		
Totals							2	100.0%			2	100.0%	2	100.0%			2	100.0%



Music Education

CIP Code: 13.1312

Curriculum Code: 00AFA0089

Program: AFA

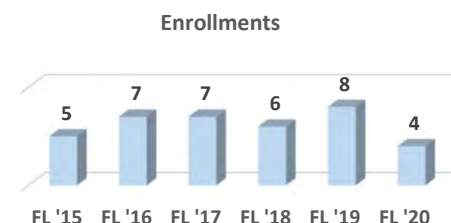
Fall 2020

Total Enrollment:	4	100.0%	Male:	2	50.0%	FT:	3	75.0%	Avg Age:	20.3
Minority:			Female:	2	50.0%	PT:	1	25.0%	Feeder Enrl:	2 50.0%

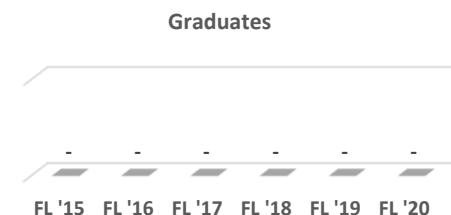
Feeder H.S. Enrollees	#	%
Carbondale		
Carterville		
Crab Orchard		
DuQuoin	1	25.0%
Elverado	1	25.0%
Herrin		
Johnston City		
Marion		
Murphysboro		
West Frankfort		
Trico		
Feeder H.S. Total	2	50.0%
Agape Christian		
GED	1	25.0%

Age	#	%
< = 17		
18-20	3	75.0%
21-25	1	25.0%
26-30		
31-40		
41-50		
51-60		
61-70		
71-80		
81+		
Unk		
Total	4	100.0%
Avg	20.3	
<21	3	75.0%
>60		

Enrollments	
FL '15	5
FL '16	7
FL '17	7
FL '18	6
FL '19	8
FL '20	4



Graduates	
FL '15	-
FL '16	-
FL '17	-
FL '18	-
FL '19	-
FL '20	-



Demographics	Male						Female						Grand Total					
	Full-time		Part-time		Male Total		Full-time		Part-time		Female Total		Full-time		Part-time		Grand Total	
	#	%	#	%	#	%	#	%	#	%	#	%	#	%	#	%	#	%
Asian																		
American Indian / Alaskan Native																		
Black or African American																		
Hispanic																		
White	2	50.0%			2	50.0%	1	25.0%	1	25.0%	2	50.0%	3	75.0%	1	25.0%	4	100.0%
Native Hawaiian or Pacific Islander																		
Unknown																		
Totals	2	50.0%			2	50.0%	1	25.0%	1	25.0%	2	50.0%	3	75.0%	1	25.0%	4	100.0%



Music Education

CIP Code: 13.1312

Curriculum Code:

00AFA0089

Program:

AFA

Spring 2021

Total Enrollment: 2 100.0%

Male:

FT: 1 50.0%

Avg Age: 19.6

Minority:

Female: 2 100.0%

PT: 1 50.0%

Feeder Enrl: 2 100.0%

Feeder H.S. Enrollees

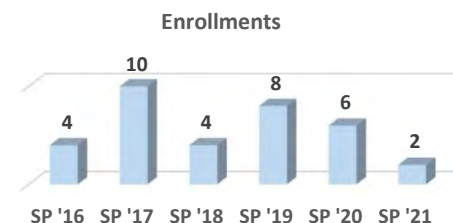
	#	%
Carbondale		
Carterville	1	50.0%
Crab Orchard		
DuQuoin		
Elverado		
Herrin	1	50.0%
Johnston City		
Marion		
Murphysboro		
West Frankfort		
Trico		
Feeder H.S. Total	2	100.0%
Agape Christian		
GED		

Age

	#	%
< = 17		
18-20	2	100.0%
21-25		
26-30		
31-40		
41-50		
51-60		
61-70		
71-80		
81+		
Unk		
Total	2	100.0%
Avg	19.6	
<21	2	100.0%
>60		

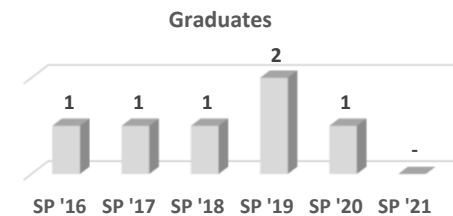
Enrollments

SP '16	4
SP '17	10
SP '18	4
SP '19	8
SP '20	6
SP '21	2



Graduates

SP '16	1
SP '17	1
SP '18	1
SP '19	2
SP '20	1
SP '21	-



Demographics	Male						Female						Grand Total					
	Full-time		Part-time		Male Total		Full-time		Part-time		Female Total		Full-time		Part-time		Grand Total	
	#	%	#	%	#	%	#	%	#	%	#	%	#	%	#	%	#	%
Asian																		
American Indian / Alaskan Native																		
Black or African American																		
Hispanic																		
White							1	50.0%	1	50.0%	2	100.0%	1	50.0%	1	50.0%	2	100.0%
Native Hawaiian or Pacific Islander																		
Unknown																		
Totals							1	50.0%	1	50.0%	2	100.0%	1	50.0%	1	50.0%	2	100.0%

Associate in Fine Arts

Music Performance

CIP Code: **50.0901**

Curriculum Code: **00AFA0088**



Music Performance

Summer 2020

CIP Code: 50.0901

Curriculum Code: 00AFA0088

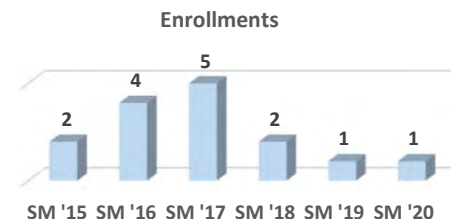
Program: AFA

Total Enrollment:	1	100.0%	Male:	1	100.0%	FT:	1	100.0%	Avg Age:	27.2
Minority:	1	100.0%	Female:			PT:			Feeder Enrl:	1 100.0%

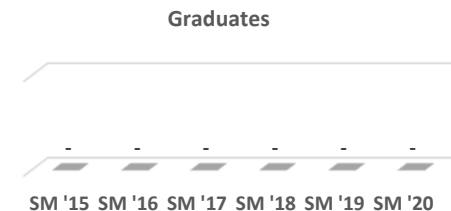
Feeder H.S. Enrollees	#	%
Carbondale		
Cartersville		
Crab Orchard		
DuQuoin		
Elverado		
Herrin	1	100.0%
Johnston City		
Marion		
Murphysboro		
West Frankfort		
Trico		
Feeder H.S. Total	1	100.0%
Agape Christian		
GED		

Age	#	%
<= 17		
18-20		
21-25		
26-30	1	100.0%
31-40		
41-50		
51-60		
61-70		
71-80		
81+		
Unk		
Total	1	100.0%
Avg	27.2	
<21		
>60		

Enrollments	
SM '15	2
SM '16	4
SM '17	5
SM '18	2
SM '19	1
SM '20	1



Graduates	
SM '15	-
SM '16	-
SM '17	-
SM '18	-
SM '19	-
SM '20	-



Demographics	Male						Female						Grand Total					
	Full-time		Part-time		Male Total		Full-time		Part-time		Female Total		Full-time		Part-time		Grand Total	
	#	%	#	%	#	%	#	%	#	%	#	%	#	%	#	%	#	%
Asian																		
American Indian / Alaskan Native																		
Black or African American																		
Hispanic	1	100.0%			1	100.0%							1	100.0%			1	100.0%
White																		
Native Hawaiian or Pacific Islander																		
Unknown																		
Totals	1	100.0%			1	100.0%							1	100.0%			1	100.0%



Music Performance

Fall 2020

CIP Code: 50.0901

Curriculum Code: 00AFA0088

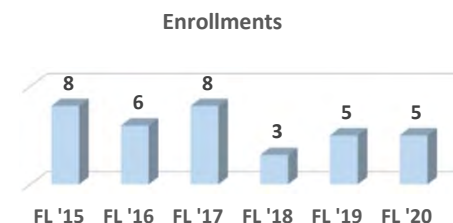
Program: AFA

Total Enrollment:	5	100.0%	Male:	1	20.0%	FT:	3	60.0%	Avg Age:	35.9
Minority:	1	20.0%	Female:	4	80.0%	PT:	2	40.0%	Feeder Enrl:	3 60.0%

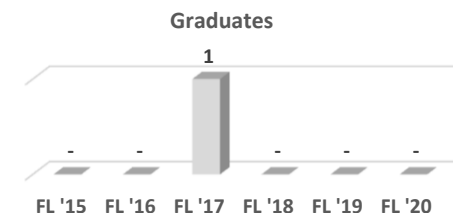
Feeder H.S. Enrollees	#	%
Carbondale	2	40.0%
Carterville		
Crab Orchard		
DuQuoin		
Elverado		
Herrin		
Johnston City	1	20.0%
Marion		
Murphysboro		
West Frankfort		
Trico		
Feeder H.S. Total	3	60.0%
Agape Christian		
GED		

Age	#	%
< = 17		
18-20		
21-25	2	40.0%
26-30		
31-40	1	20.0%
41-50	2	40.0%
51-60		
61-70		
71-80		
81+		
Unk		
Total	5	100.0%
Avg	35.9	
<21		
>60		

Enrollments	
FL '15	8
FL '16	6
FL '17	8
FL '18	3
FL '19	5
FL '20	5



Graduates	
FL '15	-
FL '16	-
FL '17	1
FL '18	-
FL '19	-
FL '20	-



Demographics	Male						Female						Grand Total					
	Full-time		Part-time		Male Total		Full-time		Part-time		Female Total		Full-time		Part-time		Grand Total	
	#	%	#	%	#	%	#	%	#	%	#	%	#	%	#	%	#	%
Asian									1	20.0%	1	20.0%			1	20.0%	1	20.0%
American Indian / Alaskan Native																		
Black or African American																		
Hispanic																		
White	1	20.0%			1	20.0%	2	40.0%	1	20.0%	3	60.0%	3	60.0%	1	20.0%	4	80.0%
Native Hawaiian or Pacific Islander																		
Unknown																		
Totals	1	20.0%			1	20.0%	2	40.0%	2	40.0%	4	80.0%	3	60.0%	2	40.0%	5	100.0%



Music Performance

Spring 2021

CIP Code: 50.0901

Curriculum Code: 00AFA0088

Program: AFA

Total Enrollment:	5	100.0%	Male:	1	20.0%	FT:	3	60.0%	Avg Age:	36.0
Minority:	2	40.0%	Female:	4	80.0%	PT:	2	40.0%	Feeder Enrl:	2 40.0%

Feeder H.S. Enrollees

	#	%
Carbondale		
Carterville		
Crab Orchard		
DuQuoin		
Elverado		
Herrin	1	20.0%
Johnston City		
Marion	1	20.0%
Murphysboro		
West Frankfort		
Trico		
Feeder H.S. Total	2	40.0%
Agape Christian		
GED		

Age

	#	%
< = 17		
18-20	1	20.0%
21-25	1	20.0%
26-30		
31-40	1	20.0%
41-50	2	40.0%
51-60		
61-70		
71-80		
81+		
Unk		
Total	5	100.0%
Avg	36.0	
<21	1	20.0%
>60		

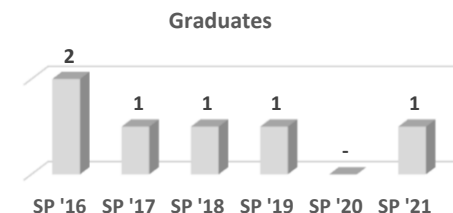
Enrollments

SP '16	7
SP '17	8
SP '18	5
SP '19	3
SP '20	10
SP '21	5



Graduates

SP '16	2
SP '17	1
SP '18	1
SP '19	1
SP '20	-
SP '21	1



Demographics	Male						Female						Grand Total					
	Full-time		Part-time		Male Total		Full-time		Part-time		Female Total		Full-time		Part-time		Grand Total	
	#	%	#	%	#	%	#	%	#	%	#	%	#	%	#	%	#	%
Asian							1	20.0%			1	20.0%			1	20.0%	1	20.0%
American Indian / Alaskan Native																		
Black or African American							1	20.0%			1	20.0%	1	20.0%			1	20.0%
Hispanic																		
White	1	20.0%			1	20.0%	1	20.0%	1	20.0%	2	40.0%	2	40.0%	1	20.0%	3	60.0%
Native Hawaiian or Pacific Islander																		
Unknown																		
Totals	1	20.0%			1	20.0%	2	40.0%	2	40.0%	4	80.0%	3	60.0%	2	40.0%	5	100.0%

JOHN A. LOGAN COLLEGE

FY 2020 – 21

John A. Logan College - Program Data
Associate in Science



Associate in Science

Associate in Science (General)

CIP Code: **30.0101**

Curriculum Code: **000AS0087**



Associate in Science (General)

Summer 2020

CIP Code: 30.0101

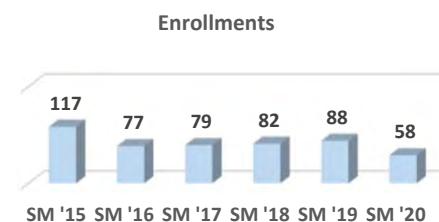
Curriculum Code: 000AS0087

Program: AS

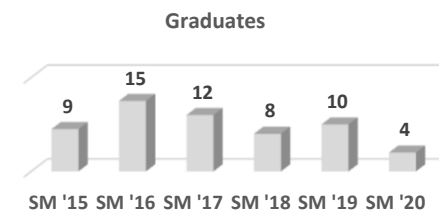
Total Enrollment:	58	100.0%	Male:	26	44.8%	FT:	25	43.1%	Avg Age:	23.6
Minority:	9	15.5%	Female:	32	55.2%	PT:	33	56.9%	Feeder Enrl:	29 50.0%

Feeder H.S. Enrollees	#	%	Age	#	%
Carbondale	4	6.9%	< = 17		
Carterville	6	10.3%	18-20	31	53.4%
Crab Orchard			21-25	17	29.3%
DuQuoin	4	6.9%	26-30	3	5.2%
Elverado	1	1.7%	31-40	5	8.6%
Herrin	5	8.6%	41-50	2	3.4%
Johnston City	1	1.7%	51-60		
Marion	2	3.4%	61-70		
Murphysboro	5	8.6%	71-80		
West Frankfort	1	1.7%	81+		
Trico			Unk		
Feeder H.S. Total	29	50.0%	Total	58	100.0%
Agape Christian	2	3.4%	Avg	23.6	
GED	3	5.2%	<21	31	53.4%
			>=60		

Enrollments	
SM '15	117
SM '16	77
SM '17	79
SM '18	82
SM '19	88
SM '20	58



Graduates	
SM '15	9
SM '16	15
SM '17	12
SM '18	8
SM '19	10
SM '20	4



Demographics	Male						Female						Grand Total					
	Full-time		Part-time		Male Total		Full-time		Part-time		Female Total		Full-time		Part-time		Grand Total	
	#	%	#	%	#	%	#	%	#	%	#	%	#	%	#	%	#	%
Asian			1	1.7%	1	1.7%									1	1.7%	1	1.7%
American Indian / Alaskan Native																		
Black or African American	1	1.7%	1	1.7%	2	3.4%	1	1.7%	2	3.4%	3	5.2%	2	3.4%	3	5.2%	5	8.6%
Hispanic	1	1.7%	1	1.7%	2	3.4%			1	1.7%	1	1.7%	1	1.7%	2	3.4%	3	5.2%
White	6	10.3%	10	17.2%	16	27.6%	10	17.2%	16	27.6%	26	44.8%	16	27.6%	26	44.8%	42	72.4%
Native Hawaiian or Pacific Islander																		
Unknown	4	6.9%	1	1.7%	5	8.6%	2	3.4%			2	3.4%	6	10.3%	1	1.7%	7	12.1%
Totals	12	20.7%	14	24.1%	26	44.8%	13	22.4%	19	32.8%	32	55.2%	25	43.1%	33	56.9%	58	100.0%



Associate in Science (General)

Fall 2020

CIP Code: 30.0101

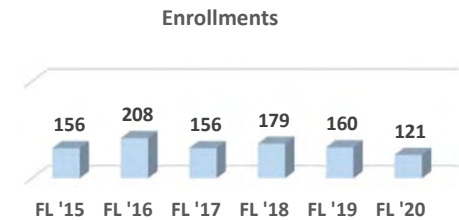
Curriculum Code: 000AS0087

Program: AS

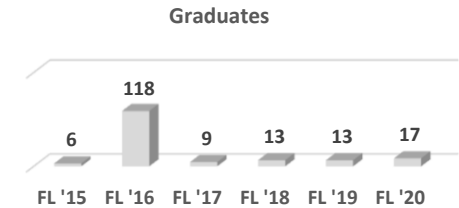
Total Enrollment:	121	100.0%	Male:	65	53.7%	FT:	71	58.7%	Avg Age:	22.8
Minority:	13	10.7%	Female:	56	46.3%	PT:	50	41.3%	Feeder Enrl:	45 37.2%

Feeder H.S. Enrollees	#	%	Age	#	%
Carbondale	8	6.6%	< = 17	2	1.7%
Carterville	8	6.6%	18-20	62	51.2%
Crab Orchard			21-25	35	28.9%
DuQuoin	3	2.5%	26-30	14	11.6%
Elverado			31-40	5	4.1%
Herrin	5	4.1%	41-50	3	2.5%
Johnston City	5	4.1%	51-60		
Marion	6	5.0%	61-70		
Murphysboro	5	4.1%	71-80		
West Frankfort	2	1.7%	81+		
Trico	3	2.5%	Unk		
Feeder H.S. Total	45	37.2%	Total	121	100.0%
Agape Christian	1	0.8%	Avg	22.8	
GED	3	2.5%	<21	64	52.9%
			>=60		

Enrollments	
FL '15	156
FL '16	208
FL '17	156
FL '18	179
FL '19	160
FL '20	121



Graduates	
FL '15	6
FL '16	118
FL '17	9
FL '18	13
FL '19	13
FL '20	17



Demographics	Male						Female						Grand Total					
	Full-time		Part-time		Male Total		Full-time		Part-time		Female Total		Full-time		Part-time		Grand Total	
	#	%	#	%	#	%	#	%	#	%	#	%	#	%	#	%	#	%
Asian			1	0.8%	1	0.8%									1	0.8%	1	0.8%
American Indian / Alaskan Native																		
Black or African American	3	2.5%	3	2.5%	6	5.0%	1	0.8%	2	1.7%	3	2.5%	4	3.3%	5	4.1%	9	7.4%
Hispanic	2	1.7%			2	1.7%	1	0.8%			1	0.8%	3	2.5%			3	2.5%
White	30	24.8%	18	14.9%	48	39.7%	29	24.0%	21	17.4%	50	41.3%	59	48.8%	39	32.2%	98	81.0%
Native Hawaiian or Pacific Islander																		
Unknown	5	4.1%	3	2.5%	8	6.6%			2	1.7%	2	1.7%	5	4.1%	5	4.1%	10	8.3%
Totals	40	33.1%	25	20.7%	65	53.7%	31	25.6%	25	20.7%	56	46.3%	71	58.7%	50	41.3%	121	100.0%



Associate in Science (General)

Spring 2021

CIP Code: 30.0101

Curriculum Code: 000AS0087

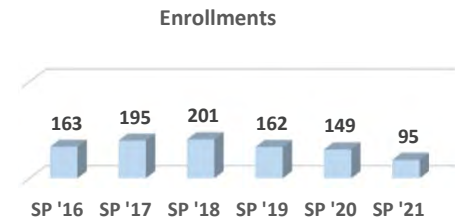
Program: AS

Total Enrollment:	95	100.0%	Male:	43	45.3%	FT:	55	57.9%	Avg Age:	22.8
Minority:	8	8.4%	Female:	52	54.7%	PT:	40	42.1%	Feeder Enrl:	50 52.6%

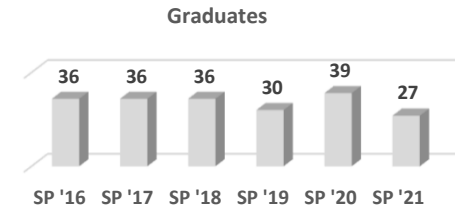
Feeder H.S. Enrollees	#	%
Carbondale	6	6.3%
Carterville	8	8.4%
Crab Orchard		
DuQuoin	6	6.3%
Elverado		
Herrin	5	5.3%
Johnston City	2	2.1%
Marion	8	8.4%
Murphysboro	7	7.4%
West Frankfort	4	4.2%
Trico	4	4.2%
Feeder H.S. Total	50	52.6%
Agape Christian	1	1.1%
GED	4	4.2%

Age	#	%
<= 17	1	1.1%
18-20	54	56.8%
21-25	26	27.4%
26-30	9	9.5%
31-40	1	1.1%
41-50	3	3.2%
51-60		
61-70	1	1.1%
71-80		
81+		
Unk		
Total	95	100.0%
Avg	22.8	
<21	55	57.9%
>=60	1	1.1%

Enrollments	
SP '16	163
SP '17	195
SP '18	201
SP '19	162
SP '20	149
SP '21	95



Graduates	
SP '16	36
SP '17	36
SP '18	36
SP '19	30
SP '20	39
SP '21	27



Demographics	Male						Female						Grand Total					
	Full-time		Part-time		Male Total		Full-time		Part-time		Female Total		Full-time		Part-time		Grand Total	
	#	%	#	%	#	%	#	%	#	%	#	%	#	%	#	%	#	%
Asian			1	1.1%	1	1.1%	1	1.1%			1	1.1%	1	1.1%	1	1.1%	2	2.1%
American Indian / Alaskan Native																		
Black or African American			1	1.1%	1	1.1%			1	1.1%	1	1.1%			2	2.1%	2	2.1%
Hispanic			2	2.1%	2	2.1%	2	2.1%			2	2.1%	2	2.1%	2	2.1%	4	4.2%
White	20	21.1%	17	17.9%	37	38.9%	30	31.6%	16	16.8%	46	48.4%	50	52.6%	33	34.7%	83	87.4%
Native Hawaiian or Pacific Islander																		
Unknown	1	1.1%	1	1.1%	2	2.1%	1	1.1%	1	1.1%	2	2.1%	2	2.1%	2	2.1%	4	4.2%
Totals	21	22.1%	22	23.2%	43	45.3%	34	35.8%	18	18.9%	52	54.7%	55	57.9%	40	42.1%	95	100.0%

Associate in Science

Biological Science

CIP Code: **26.0101**

Curriculum Code: **000AS0087**



Biological Science

CIP Code: 26.0101

Curriculum Code: 000AS0087

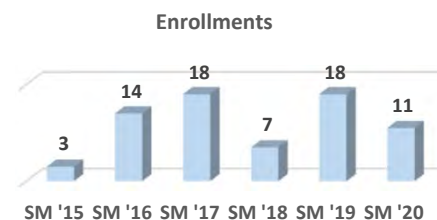
Program: AS

Summer 2020

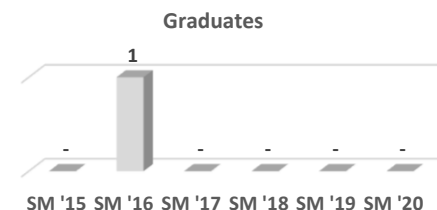
Total Enrollment:	11	100.0%	Male:	4	36.4%	FT:	5	45.5%	Avg Age:	22.0
Minority:			Female:	7	63.6%	PT:	6	54.5%	Feeder Enrl:	7 63.6%

Feeder H.S. Enrollees	#	%	Age	#	%
Carbondale			< = 17	1	9.1%
Carterville	1	9.1%	18-20	4	36.4%
Crab Orchard			21-25	4	36.4%
DuQuoin	1	9.1%	26-30	1	9.1%
Elverado			31-40	1	9.1%
Herrin			41-50		
Johnston City			51-60		
Marion	4	36.4%	61-70		
Murphysboro			71-80		
West Frankfort			81+		
Trico	1	9.1%	Unk		
Feeder H.S. Total	7	63.6%	Total	11	100.0%
Agape Christian			Avg	22.0	
GED			<21	5	45.5%
			>60		

Enrollments	
SM '15	3
SM '16	14
SM '17	18
SM '18	7
SM '19	18
SM '20	11



Graduates	
SM '15	-
SM '16	1
SM '17	-
SM '18	-
SM '19	-
SM '20	-



Demographics	Male						Female						Grand Total					
	Full-time		Part-time		Male Total		Full-time		Part-time		Female Total		Full-time		Part-time		Grand Total	
	#	%	#	%	#	%	#	%	#	%	#	%	#	%	#	%	#	%
Asian																		
American Indian / Alaskan Native																		
Black or African American																		
Hispanic																		
White	3	27.3%	1	9.1%	4	36.4%	2	18.2%	4	36.4%	6	54.5%	5	45.5%	5	45.5%	10	90.9%
Native Hawaiian or Pacific Islander																		
Unknown									1	9.1%	1	9.1%			1	9.1%	1	9.1%
Totals	3	27.3%	1	9.1%	4	36.4%	2	18.2%	5	45.5%	7	63.6%	5	45.5%	6	54.5%	11	100.0%



Biological Science

Fall 2020

CIP Code: 26.0101

Curriculum Code: 000AS0087

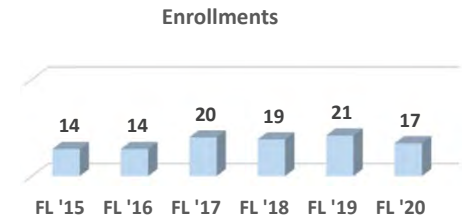
Program: AS

Total Enrollment:	17	100.0%	Male:	9	52.9%	FT:	9	52.9%	Avg Age:	23.2
Minority:	1	5.9%	Female:	8	47.1%	PT:	8	47.1%	Feeder Enrl:	2 11.8%

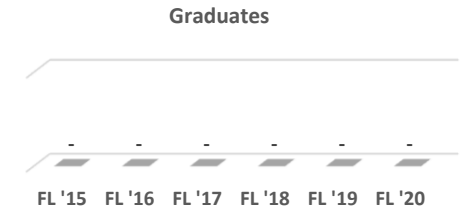
Feeder H.S. Enrollees	#	%
Carbondale	1	5.9%
Carterville		
Crab Orchard		
DuQuoin		
Elverado		
Herrin		
Johnston City		
Marion	1	5.9%
Murphysboro		
West Frankfort		
Trico		
Feeder H.S. Total	2	11.8%
Agape Christian		
GED		

Age	#	%
< = 17		
18-20	10	58.8%
21-25	3	17.6%
26-30	1	5.9%
31-40	3	17.6%
41-50		
51-60		
61-70		
71-80		
81+		
Unk		
Total	17	100.0%
Avg	23.2	
<21	10	58.8%
>60		

Enrollments	
FL '15	14
FL '16	14
FL '17	20
FL '18	19
FL '19	21
FL '20	17



Graduates	
FL '15	-
FL '16	-
FL '17	-
FL '18	-
FL '19	-
FL '20	-



Demographics	Male						Female						Grand Total					
	Full-time		Part-time		Male Total		Full-time		Part-time		Female Total		Full-time		Part-time		Grand Total	
	#	%	#	%	#	%	#	%	#	%	#	%	#	%	#	%	#	%
Asian																		
American Indian / Alaskan Native																		
Black or African American			1	5.9%	1	5.9%									1	5.9%	1	5.9%
Hispanic																		
White	5	29.4%	2	11.8%	7	41.2%	3	17.6%	4	23.5%	7	41.2%	8	47.1%	6	35.3%	14	82.4%
Native Hawaiian or Pacific Islander																		
Unknown			1	5.9%	1	5.9%	1	5.9%			1	5.9%	1	5.9%	1	5.9%	2	11.8%
Totals	5	29.4%	4	23.5%	9	52.9%	4	23.5%	4	23.5%	8	47.1%	9	52.9%	8	47.1%	17	100.0%



Biological Science

CIP Code: 26.0101

Curriculum Code: 000AS0087

Program: AS

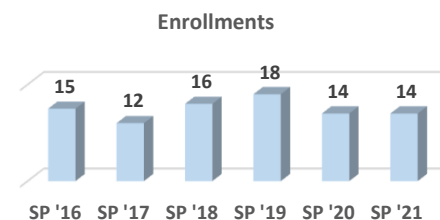
Spring 2021

Total Enrollment:	14	100.0%	Male:	7	50.0%	FT:	10	71.4%	Avg Age:	21.8
Minority:			Female:	7	50.0%	PT:	4	28.6%	Feeder Enrl:	5 35.7%

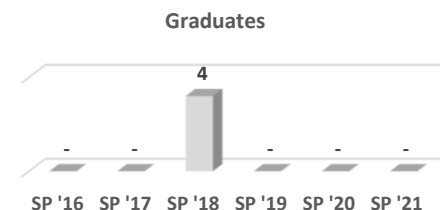
Feeder H.S. Enrollees	#	%
Carbondale		
Carterville	1	7.1%
Crab Orchard		
DuQuoin		
Elverado		
Herrin		
Johnston City	2	14.3%
Marion	1	7.1%
Murphysboro		
West Frankfort	1	7.1%
Trico		
Feeder H.S. Total	5	35.7%
Agape Christian		
GED		

Age	#	%
<= 17		
18-20	8	57.1%
21-25	4	28.6%
26-30	1	7.1%
31-40	1	7.1%
41-50		
51-60		
61-70		
71-80		
81+		
Unk		
Total	14	100.0%
Avg	21.8	
<21	8	57.1%
>60		

Enrollments	
SP '16	15
SP '17	12
SP '18	16
SP '19	18
SP '20	14
SP '21	14



Graduates	
SP '16	-
SP '17	-
SP '18	4
SP '19	-
SP '20	-
SP '21	-



Demographics	Male						Female						Grand Total					
	Full-time		Part-time		Male Total		Full-time		Part-time		Female Total		Full-time		Part-time		Grand Total	
	#	%	#	%	#	%	#	%	#	%	#	%	#	%	#	%	#	%
Asian																		
American Indian / Alaskan Native																		
Black or African American																		
Hispanic																		
White	5	35.7%	2	14.3%	7	50.0%	4	28.6%	2	14.3%	6	42.9%	9	64.3%	4	28.6%	13	92.9%
Native Hawaiian or Pacific Islander																		
Unknown							1	7.1%			1	7.1%	1	7.1%			1	7.1%
Totals	5	35.7%	2	14.3%	7	50.0%	5	35.7%	2	14.3%	7	50.0%	10	71.4%	4	28.6%	14	100.0%

Associate in Science

Chemistry

CIP Code: **40.0501**

Curriculum Code: **000AS0087**



Chemistry

CIP Code: 40.0501

Curriculum Code: 000AS0087

Program: AS

Summer 2020

Total Enrollment:

Male:

FT:

Avg Age:

Minority:

Female:

PT:

Feeder Enrl:

Feeder H.S. Enrollees

%

Age # %

Carbondale

< = 17

Carterville

18-20

Crab Orchard

21-25

DuQuoin

26-30

Elverado

31-40

Herrin

41-50

Johnston City

51-60

Marion

61-70

Murphysboro

71-80

West Frankfort

81+

Trico

Unk

Feeder H.S. Total

Total

Agape Christian

Avg

GED

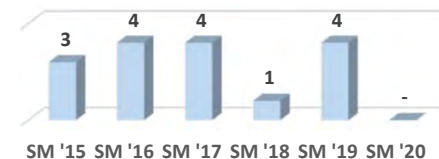
<21

>60

Enrollments

SM '15 3
SM '16 4
SM '17 4
SM '18 1
SM '19 4
SM '20 -


Enrollments



Graduates

SM '15 -
SM '16 -
SM '17 -
SM '18 -
SM '19 -
SM '20 -

Graduates



Demographics	Male						Female						Grand Total					
	Full-time		Part-time		Male Total		Full-time		Part-time		Female Total		Full-time		Part-time		Grand Total	
	#	%	#	%	#	%	#	%	#	%	#	%	#	%	#	%	#	%
Asian																		
American Indian / Alaskan Native																		
Black or African American																		
Hispanic																		
White																		
Native Hawaiian or Pacific Islander																		
Unknown																		
Totals																		



Chemistry

CIP Code: 40.0501

Curriculum Code: 000AS0087

Program: AS

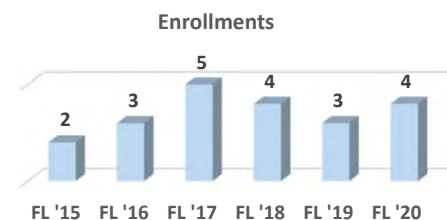
Fall 2020

Total Enrollment:	4	100.0%	Male:	1	25.0%	FT:	3	75.0%	Avg Age:	19.6
Minority:			Female:	3	75.0%	PT:	1	25.0%	Feeder Enrl:	2 50.0%

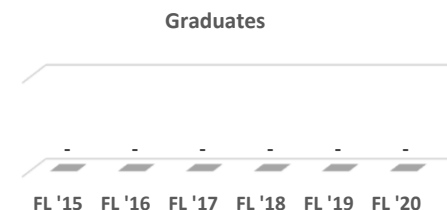
Feeder H.S. Enrollees	#	%
Carbondale		
Carterville		
Crab Orchard		
DuQuoin		
Elverado		
Herrin		
Johnston City		
Marion	1	25.0%
Murphysboro	1	25.0%
West Frankfort		
Trico		
Feeder H.S. Total	2	50.0%
Agape Christian		
GED		

Age	#	%
< = 17		
18-20	3	75.0%
21-25	1	25.0%
26-30		
31-40		
41-50		
51-60		
61-70		
71-80		
81+		
Unk		
Total	4	100.0%
Avg	19.6	
<21	3	75.0%
>60		

Enrollments	
FL '15	2
FL '16	3
FL '17	5
FL '18	4
FL '19	3
FL '20	4



Graduates	
FL '15	-
FL '16	-
FL '17	-
FL '18	-
FL '19	-
FL '20	-



Demographics	Male						Female						Grand Total					
	Full-time		Part-time		Male Total		Full-time		Part-time		Female Total		Full-time		Part-time		Grand Total	
	#	%	#	%	#	%	#	%	#	%	#	%	#	%	#	%	#	%
Asian																		
American Indian / Alaskan Native																		
Black or African American																		
Hispanic																		
White	1	25.0%			1	25.0%	2	50.0%	1	25.0%	3	75.0%	3	75.0%	1	25.0%	4	100.0%
Native Hawaiian or Pacific Islander																		
Unknown																		
Totals	1	25.0%			1	25.0%	2	50.0%	1	25.0%	3	75.0%	3	75.0%	1	25.0%	4	100.0%



Chemistry

CIP Code: 40.0501

Curriculum Code: 000AS0087

Program: AS

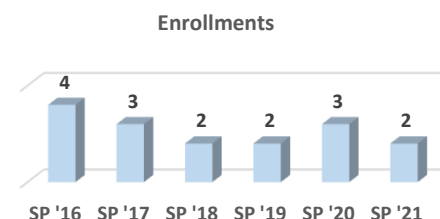
Spring 2021

Total Enrollment:	2	100.0%	Male:		FT:	1	50.0%	Avg Age:	20.7		
Minority:			Female:	2	100.0%	PT:	1	50.0%	Feeder Enrl:	1	50.0%

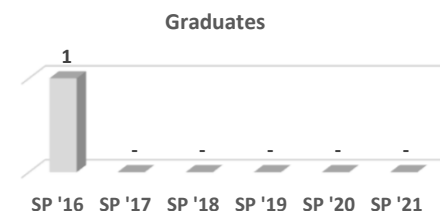
Feeder H.S. Enrollees	#	%
Carbondale		
Carterville	1	50.0%
Crab Orchard		
DuQuoin		
Elverado		
Herrin		
Johnston City		
Marion		
Murphysboro		
West Frankfort		
Trico		
Feeder H.S. Total	1	50.0%
Agape Christian		
GED	1	50.0%

Age	#	%
<= 17		
18-20	2	100.0%
21-25		
26-30		
31-40		
41-50		
51-60		
61-70		
71-80		
81+		
Unk		
Total	2	100.0%
Avg	20.7	
<21	2	100.0%
>60		

Enrollments	
SP '16	4
SP '17	3
SP '18	2
SP '19	2
SP '20	3
SP '21	2



Graduates	
SP '16	1
SP '17	-
SP '18	-
SP '19	-
SP '20	-
SP '21	-



Demographics	Male						Female						Grand Total					
	Full-time		Part-time		Male Total		Full-time		Part-time		Female Total		Full-time		Part-time		Grand Total	
	#	%	#	%	#	%	#	%	#	%	#	%	#	%	#	%	#	%
Asian																		
American Indian / Alaskan Native																		
Black or African American																		
Hispanic																		
White							1	50.0%	1	50.0%	2	100.0%	1	50.0%	1	50.0%	2	100.0%
Native Hawaiian or Pacific Islander																		
Unknown																		
Totals							1	50.0%	1	50.0%	2	100.0%	1	50.0%	1	50.0%	2	100.0%

Associate in Science

Computer Science

CIP Code: **11.0701**

Curriculum Code: **000AS0087**



Computer Science

Summer 2020

CIP Code: 11.0701

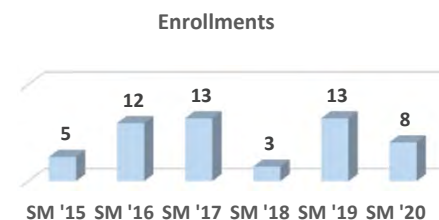
Curriculum Code: 000AS0087

Program: AS

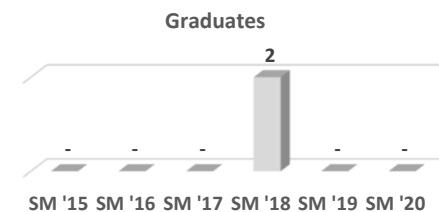
Total Enrollment:	8	100.0%	Male:	7	87.5%	FT:	4	50.0%	Avg Age:	23.1
Minority:	1	12.5%	Female:	1	12.5%	PT:	4	50.0%	Feeder Enrl:	6 75.0%

Feeder H.S. Enrollees	#	%	Age	#	%
Carbondale			< = 17		
Carterville			18-20	6	75.0%
Crab Orchard			21-25		
DuQuoin			26-30		
Elverado			31-40	2	25.0%
Herrin	3	37.5%	41-50		
Johnston City	1	12.5%	51-60		
Marion			61-70		
Murphysboro	1	12.5%	71-80		
West Frankfort			81+		
Trico	1	12.5%	Unk		
Feeder H.S. Total	6	75.0%	Total	8	100.0%
Agape Christian			Avg	23.1	
GED			<21	6	75.0%
			>60		

Enrollments	
SM '15	5
SM '16	12
SM '17	13
SM '18	3
SM '19	13
SM '20	8



Graduates	
SM '15	-
SM '16	-
SM '17	-
SM '18	2
SM '19	-
SM '20	-



Demographics	Male						Female						Grand Total					
	Full-time		Part-time		Male Total		Full-time		Part-time		Female Total		Full-time		Part-time		Grand Total	
	#	%	#	%	#	%	#	%	#	%	#	%	#	%	#	%	#	%
Asian																		
American Indian / Alaskan Native																		
Black or African American																		
Hispanic																		
White	3	37.5%	3	37.5%	6	75.0%							3	37.5%	3	37.5%	6	75.0%
Native Hawaiian or Pacific Islander									1	12.5%	1	12.5%			1	12.5%	1	12.5%
Unknown	1	12.5%			1	12.5%							1	12.5%			1	12.5%
Totals	4	50.0%	3	37.5%	7	87.5%			1	12.5%	1	12.5%	4	50.0%	4	50.0%	8	100.0%



Computer Science

CIP Code: 11.0701

Curriculum Code: 000AS0087

Program: AS

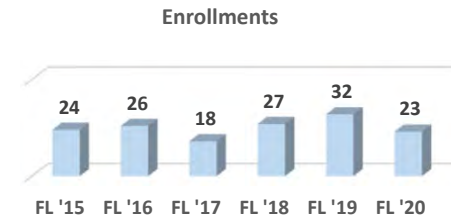
Fall 2020

Total Enrollment:	23	100.0%	Male:	22	95.7%	FT:	16	69.6%	Avg Age:	21.2
Minority:	2	8.7%	Female:	1	4.3%	PT:	7	30.4%	Feeder Enrl:	9 39.1%

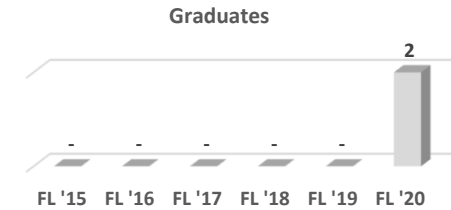
Feeder H.S. Enrollees	#	%
Carbondale		
Cartersville	1	4.3%
Crab Orchard		
DuQuoin	1	4.3%
Elverado		
Herrin	2	8.7%
Johnston City	1	4.3%
Marion	2	8.7%
Murphysboro		
West Frankfort	2	8.7%
Trico		
Feeder H.S. Total	9	39.1%
Agape Christian		
GED	1	4.3%

Age	#	%
<= 17		
18-20	19	82.6%
21-25	2	8.7%
26-30		
31-40	2	8.7%
41-50		
51-60		
61-70		
71-80		
81+		
Unk		
Total	23	100.0%
Avg	21.2	
<21	19	82.6%
>60		

Enrollments	
FL '15	24
FL '16	26
FL '17	18
FL '18	27
FL '19	32
FL '20	23



Graduates	
FL '15	-
FL '16	-
FL '17	-
FL '18	-
FL '19	-
FL '20	2



Demographics	Male						Female						Grand Total					
	Full-time		Part-time		Male Total		Full-time		Part-time		Female Total		Full-time		Part-time		Grand Total	
	#	%	#	%	#	%	#	%	#	%	#	%	#	%	#	%	#	%
Asian																		
American Indian / Alaskan Native																		
Black or African American	2	8.7%			2	8.7%							2	8.7%			2	8.7%
Hispanic																		
White	12	52.2%	7	30.4%	19	82.6%	1	4.3%			1	4.3%	13	56.5%	7	30.4%	20	87.0%
Native Hawaiian or Pacific Islander																		
Unknown	1	4.3%			1	4.3%							1	4.3%			1	4.3%
Totals	15	65.2%	7	30.4%	22	95.7%	1	4.3%			1	4.3%	16	69.6%	7	30.4%	23	100.0%



Computer Science

CIP Code: 11.0701

Curriculum Code:

000AS0087

Program:

AS

Spring 2021

Total Enrollment: 13 100.0%

Male: 12 92.3%

FT: 11 84.6%

Avg Age: 22.7

Minority:

Female: 1 7.7%

PT: 2 15.4%

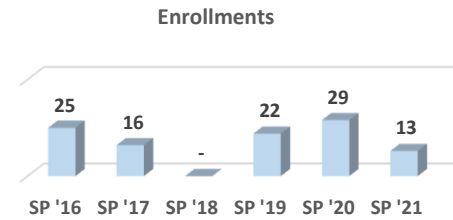
Feeder Enrl: 8 61.5%

Feeder H.S. Enrollees	#	%
Carbondale		
Carterville	1	7.7%
Crab Orchard		
DuQuoin		
Elverado		
Herrin	2	15.4%
Johnston City	1	7.7%
Marion	1	7.7%
Murphysboro	2	15.4%
West Frankfort		
Trico	1	7.7%
Feeder H.S. Total	8	61.5%
Agape Christian		
GED		

Age	#	%
<= 17		
18-20	8	61.5%
21-25	2	15.4%
26-30	1	7.7%
31-40	2	15.4%
41-50		
51-60		
61-70		
71-80		
81+		
Unk		
Total	13	100.0%
Avg	22.7	
<21	8	61.5%
>60		

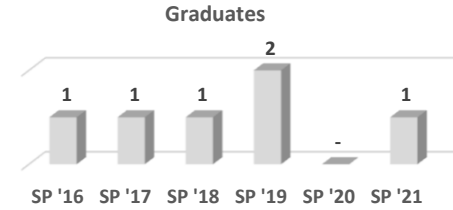
Enrollments

SP '16	25
SP '17	16
SP '18	-
SP '19	22
SP '20	29
SP '21	13



Graduates

SP '16	1
SP '17	1
SP '18	1
SP '19	2
SP '20	-
SP '21	1



Demographics	Male						Female						Grand Total					
	Full-time		Part-time		Male Total		Full-time		Part-time		Female Total		Full-time		Part-time		Grand Total	
	#	%	#	%	#	%	#	%	#	%	#	%	#	%	#	%	#	%
Asian																		
American Indian / Alaskan Native																		
Black or African American																		
Hispanic																		
White	10	76.9%	2	15.4%	12	92.3%	1	7.7%			1	7.7%	11	84.6%	2	15.4%	13	100.0%
Native Hawaiian or Pacific Islander																		
Unknown																		
Totals	10	76.9%	2	15.4%	12	92.3%	1	7.7%			1	7.7%	11	84.6%	2	15.4%	13	100.0%

Associate in Science

Engineering Technology

CIP Code: **15.0303**

Curriculum Code: **000AS0087**



Engineering Technology

CIP Code: 15.0303

Curriculum Code:

000AS0087

Program:

AS

Summer 2020

Total Enrollment:

Male:

FT:

Avg Age:

Minority:

Female:

PT:

Feeder Enrl:

Feeder H.S. Enrollees

#

%

Age

#

%

Carbondale
Carterville
Crab Orchard
DuQuoin
Elverado
Herrin
Johnston City
Marion
Murphysboro
West Frankfort
Trico

< = 17
18-20
21-25
26-30
31-40
41-50
51-60
61-70
71-80
81+
Unk

Feeder H.S. Total

Agape Christian
GED

Total

Avg

<21
>60

Enrollments

SM '15 2
SM '16 4
SM '17 3
SM '18 5
SM '19 2
SM '20 -

Enrollments



Graduates

SM '15 -
SM '16 -
SM '17 -
SM '18 -
SM '19 -
SM '20 -

Graduates



Demographics	Male						Female						Grand Total					
	Full-time		Part-time		Male Total		Full-time		Part-time		Female Total		Full-time		Part-time		Grand Total	
	#	%	#	%	#	%	#	%	#	%	#	%	#	%	#	%	#	%
Asian																		
American Indian / Alaskan Native																		
Black or African American																		
Hispanic																		
White																		
Native Hawaiian or Pacific Islander																		
Unknown																		
Totals																		



Engineering Technology

Fall 2020

CIP Code: 15.0303

Curriculum Code: 000AS0087

Program: AS

Total Enrollment: 2 100.0%

Male: 2 100.0%

FT: 1 50.0%

Avg Age: 25.0

Minority:

Female:

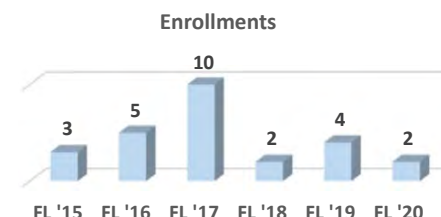
PT: 1 50.0%

Feeder Enrl: 1 50.0%

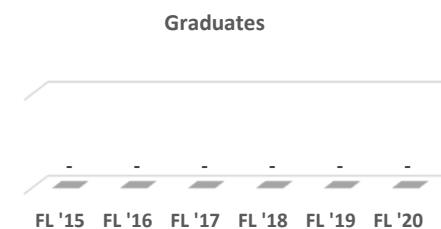
Feeder H.S. Enrollees	#	%
Carbondale	1	50.0%
Carterville		
Crab Orchard		
DuQuoin		
Elverado		
Herrin		
Johnston City		
Marion		
Murphysboro		
West Frankfort		
Trico		
Feeder H.S. Total	1	50.0%
Agape Christian		
GED		

Age	#	%
<= 17	1	50.0%
18-20		
21-25		
26-30		
31-40	1	50.0%
41-50		
51-60		
61-70		
71-80		
81+		
Unk		
Total	2	100.0%
Avg	25.0	
<21	1	50.0%
>60		

Enrollments	
FL '15	3
FL '16	5
FL '17	10
FL '18	2
FL '19	4
FL '20	2



Graduates	
FL '15	-
FL '16	-
FL '17	-
FL '18	-
FL '19	-
FL '20	-



Demographics	Male						Female						Grand Total					
	Full-time		Part-time		Male Total		Full-time		Part-time		Female Total		Full-time		Part-time		Grand Total	
	#	%	#	%	#	%	#	%	#	%	#	%	#	%	#	%	#	%
Asian																		
American Indian / Alaskan Native																		
Black or African American																		
Hispanic																		
White	1	50.0%	1	50.0%	2	100.0%							1	50.0%	1	50.0%	2	100.0%
Native Hawaiian or Pacific Islander																		
Unknown																		
Totals	1	50.0%	1	50.0%	2	100.0%							1	50.0%	1	50.0%	2	100.0%



Engineering Technology

CIP Code: 15.0303

Curriculum Code: 000AS0087

Program: AS

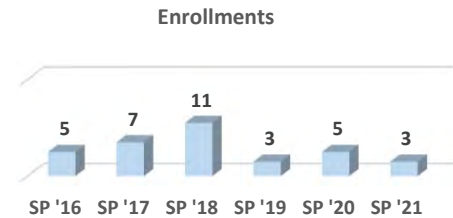
Spring 2021

Total Enrollment:	3	100.0%	Male:	3	100.0%	FT:	1	33.3%	Avg Age:	22.0
Minority:			Female:			PT:	2	66.7%	Feeder Enrl:	

Feeder H.S. Enrollees	#	%	Age	#	%
Carbondale			<= 17		
Carterville			18-20	2	66.7%
Crab Orchard			21-25	1	33.3%
DuQuoin			26-30		
Elverado			31-40		
Herrin			41-50		
Johnston City			51-60		
Marion			61-70		
Murphysboro			71-80		
West Frankfort			81+		
Trico			Unk		
Feeder H.S. Total			Total	3	100.0%
			Avg	22.0	
Agape Christian			<21	2	66.7%
GED			>60		

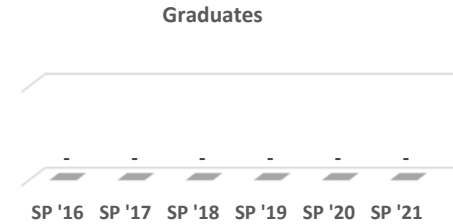
Enrollments

SP '16	5
SP '17	7
SP '18	11
SP '19	3
SP '20	5
SP '21	3



Graduates

SP '16	-
SP '17	-
SP '18	-
SP '19	-
SP '20	-
SP '21	-



Demographics	Male						Female						Grand Total					
	Full-time		Part-time		Male Total		Full-time		Part-time		Female Total		Full-time		Part-time		Grand Total	
	#	%	#	%	#	%	#	%	#	%	#	%	#	%	#	%	#	%
Asian																		
American Indian / Alaskan Native																		
Black or African American																		
Hispanic																		
White	1	33.3%	2	66.7%	3	100.0%							1	33.3%	2	66.7%	3	100.0%
Native Hawaiian or Pacific Islander																		
Unknown																		
Totals	1	33.3%	2	66.7%	3	100.0%							1	33.3%	2	66.7%	3	100.0%

Associate in Science

Engineering Undecided

CIP Code: **14.0102**

Curriculum Code: **000AS0087**



Engineering Undecided

CIP Code: 14.0102

Curriculum Code: 000AS0087

Program: AS

Summer 2020

Total Enrollment:

Male:

FT:

Avg Age:

Minority:

Female:

PT:

Feeder Enrl:

Feeder H.S. Enrollees

#

%

Age

#

%

Enrollments

Enrollments

Carbondale

Carterville

Crab Orchard

DuQuoin

Elverado

Herrin

Johnston City

Marion

Murphysboro

West Frankfort

Trico

Feeder H.S. Total

Agape Christian

GED

< = 17

18-20

21-25

26-30

31-40

41-50

51-60

61-70

71-80

81+

Unk

Total

Avg

<21

>60

SM '15

SM '16

SM '17

SM '18

SM '19

SM '20

SM '15 SM '16 SM '17 SM '18 SM '19 SM '20

Graduates

Graduates

SM '15

SM '16

SM '17

SM '18

SM '19

SM '20

SM '15 SM '16 SM '17 SM '18 SM '19 SM '20

Demographics	Male						Female						Grand Total					
	Full-time		Part-time		Male Total		Full-time		Part-time		Female Total		Full-time		Part-time		Grand Total	
	#	%	#	%	#	%	#	%	#	%	#	%	#	%	#	%	#	%
Asian																		
American Indian / Alaskan Native																		
Black or African American																		
Hispanic																		
White																		
Native Hawaiian or Pacific Islander																		
Unknown																		
Totals																		



Engineering Undecided

Fall 2020

CIP Code: 14.0102

Curriculum Code: 000AS0087

Program: AS

Total Enrollment:

Male:

FT:

Avg Age:

Minority:

Female:

PT:

Feeder Enrl:

Feeder H.S. Enrollees

%

Carbondale
Carterville
Crab Orchard
DuQuoin
Elverado
Herrin
Johnston City
Marion
Murphysboro
West Frankfort
Trico

Feeder H.S. Total

Agape Christian
GED

Age # %

< = 17
18-20
21-25
26-30
31-40
41-50
51-60
61-70
71-80
81+
Unk
Total
Avg
<21
>60

Enrollments

FL '15
FL '16
FL '17
FL '18
FL '19
FL '20

Enrollments

FL '15 FL '16 FL '17 FL '18 FL '19 FL '20

Graduates

FL '15
FL '16
FL '17
FL '18
FL '19
FL '20

Graduates

FL '15 FL '16 FL '17 FL '18 FL '19 FL '20

Demographics	Male						Female						Grand Total					
	Full-time		Part-time		Male Total		Full-time		Part-time		Female Total		Full-time		Part-time		Grand Total	
	#	%	#	%	#	%	#	%	#	%	#	%	#	%	#	%	#	%
Asian																		
American Indian / Alaskan Native																		
Black or African American																		
Hispanic																		
White																		
Native Hawaiian or Pacific Islander																		
Unknown																		
Totals																		



Engineering Undecided

Spring 2021

CIP Code: 14.0102

Curriculum Code: 000AS0087

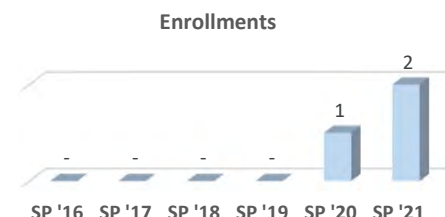
Program: AS

Total Enrollment:	2	100.0%	Male:	2	100.0%	FT:	1	50.0%	Avg Age:	27.3
Minority:	1	50.0%	Female:			PT:	1	50.0%	Feeder Enrl:	1 50.0%

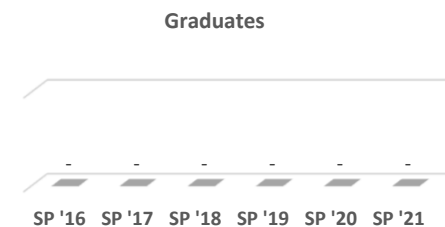
Feeder H.S. Enrollees	#	%
Carbondale		
Carterville		
Crab Orchard		
DuQuoin		
Elverado		
Herrin		
Johnston City		
Marion		
Murphysboro	1	50.0%
West Frankfort		
Trico		
Feeder H.S. Total	1	50.0%
Agape Christian		
GED		

Age	#	%
<= 17		
18-20	1	50.0%
21-25		
26-30		
31-40	1	50.0%
41-50		
51-60		
61-70		
71-80		
81+		
Unk		
Total	2	100.0%
Avg	27.3	
<21	1	50.0%
>60		

Enrollments	
SP '16	-
SP '17	-
SP '18	-
SP '19	-
SP '20	1
SP '21	2



Graduates	
SP '16	-
SP '17	-
SP '18	-
SP '19	-
SP '20	-
SP '21	-



Demographics	Male						Female						Grand Total					
	Full-time		Part-time		Male Total		Full-time		Part-time		Female Total		Full-time		Part-time		Grand Total	
	#	%	#	%	#	%	#	%	#	%	#	%	#	%	#	%	#	%
Asian																		
American Indian / Alaskan Native																		
Black or African American	1	50.0%			1	50.0%							1	50.0%			1	50.0%
Hispanic																		
White			1	50.0%	1	50.0%									1	50.0%	1	50.0%
Native Hawaiian or Pacific Islander																		
Unknown																		
Totals	1	50.0%	1	50.0%	2	100.0%							1	50.0%	1	50.0%	2	100.0%

Associate in Science

Mathematics

CIP Code: **27.0101**

Curriculum Code: **000AS0087**



Mathematics

Summer 2020

CIP Code: 27.0101

Curriculum Code: 000AS0087

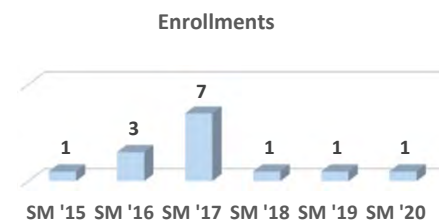
Program: AS

Total Enrollment:	1	100.0%	Male:		FT:		Avg Age:	19.2
Minority:	1	100.0%	Female:	1 100.0%	PT:	1 100.0%	Feeder Enrl:	1 100.0%

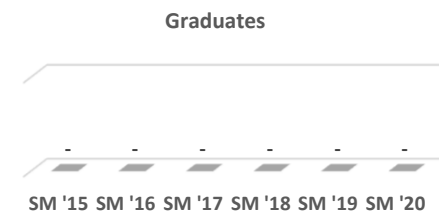
Feeder H.S. Enrollees	#	%
Carbondale	1	100.0%
Carterville		
Crab Orchard		
DuQuoin		
Elverado		
Herrin		
Johnston City		
Marion		
Murphysboro		
West Frankfort		
Trico		
Feeder H.S. Total	1	100.0%
Agape Christian		
GED		

Age	#	%
<= 17		
18-20	1	100.0%
21-25		
26-30		
31-40		
41-50		
51-60		
61-70		
71-80		
81+		
Unk		
Total	1	100.0%
Avg	19.2	
<21	1	100.0%
>60		

Enrollments	
SM '15	1
SM '16	3
SM '17	7
SM '18	1
SM '19	1
SM '20	1



Graduates	
SM '15	-
SM '16	-
SM '17	-
SM '18	-
SM '19	-
SM '20	-



Demographics	Male						Female						Grand Total					
	Full-time		Part-time		Male Total		Full-time		Part-time		Female Total		Full-time		Part-time		Grand Total	
	#	%	#	%	#	%	#	%	#	%	#	%	#	%	#	%	#	%
Asian									1	100.0%	1	100.0%			1	100.0%	1	100.0%
American Indian / Alaskan Native																		
Black or African American																		
Hispanic																		
White																		
Native Hawaiian or Pacific Islander																		
Unknown																		
Totals									1	100.0%	1	100.0%			1	100.0%	1	100.0%



Mathematics

Fall 2020

CIP Code: 27.0101

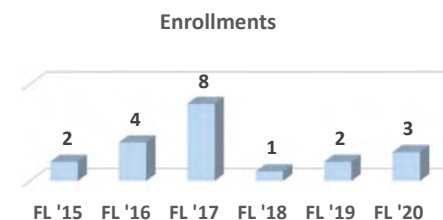
Curriculum Code: 000AS0087

Program: AS

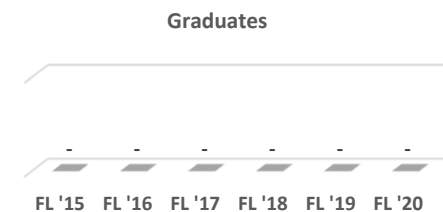
Total Enrollment:	3	100.0%	Male:	1	33.3%	FT:	1	33.3%	Avg Age:	20.7
Minority:	1	33.3%	Female:	2	66.7%	PT:	2	66.7%	Feeder Enrl:	

Feeder H.S. Enrollees	#	%	Age	#	%
Carbondale			< = 17		
Carterville			18-20	2	66.7%
Crab Orchard			21-25	1	33.3%
DuQuoin			26-30		
Elverado			31-40		
Herrin			41-50		
Johnston City			51-60		
Marion			61-70		
Murphysboro			71-80		
West Frankfort			81+		
Trico			Unk		
Feeder H.S. Total			Total	3	100.0%
			Avg	20.7	
Agape Christian			<21	2	66.7%
GED			>60		

Enrollments	
FL '15	2
FL '16	4
FL '17	8
FL '18	1
FL '19	2
FL '20	3



Graduates	
FL '15	-
FL '16	-
FL '17	-
FL '18	-
FL '19	-
FL '20	-



Demographics	Male						Female						Grand Total					
	Full-time		Part-time		Male Total		Full-time		Part-time		Female Total		Full-time		Part-time		Grand Total	
	#	%	#	%	#	%	#	%	#	%	#	%	#	%	#	%	#	%
Asian			1	33.3%	1	33.3%									1	33.3%	1	33.3%
American Indian / Alaskan Native																		
Black or African American																		
Hispanic																		
White							1	33.3%			1	33.3%	1	33.3%			1	33.3%
Native Hawaiian or Pacific Islander																		
Unknown									1	33.3%	1	33.3%			1	33.3%	1	33.3%
Totals			1	33.3%	1	33.3%	1	33.3%	1	33.3%	2	66.7%	1	33.3%	2	66.7%	3	100.0%



Mathematics

Spring 2021

CIP Code: 27.0101

Curriculum Code: 000AS0087

Program: AS

Total Enrollment: 1 100.0%
Minority: 1 100.0%

Male:
Female: 1 100.0%

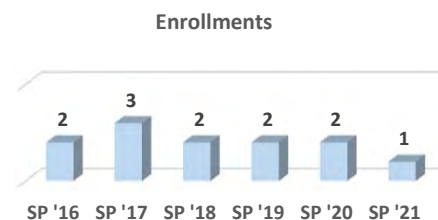
FT:
PT: 1 100.0%

Avg Age: 25.1
Feeder Enrl:

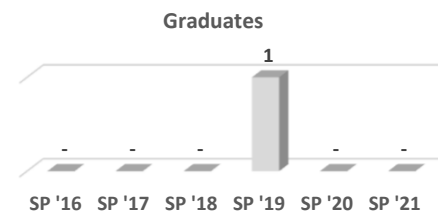
Feeder H.S. Enrollees	#	%
Carbondale		
Carterville		
Crab Orchard		
DuQuoin		
Elverado		
Herrin		
Johnston City		
Marion		
Murphysboro		
West Frankfort		
Trico		
Feeder H.S. Total		
Agape Christian		
GED		

Age	#	%
<= 17		
18-20		
21-25	1	100.0%
26-30		
31-40		
41-50		
51-60		
61-70		
71-80		
81+		
Unk		
Total	1	100.0%
Avg	25.1	
<21		
>60		

Enrollments	
SP '16	2
SP '17	3
SP '18	2
SP '19	2
SP '20	2
SP '21	1



Graduates	
SP '16	-
SP '17	-
SP '18	-
SP '19	1
SP '20	-
SP '21	-



Demographics	Male						Female						Grand Total					
	Full-time		Part-time		Male Total		Full-time		Part-time		Female Total		Full-time		Part-time		Grand Total	
	#	%	#	%	#	%	#	%	#	%	#	%	#	%	#	%	#	%
Asian																		
American Indian / Alaskan Native																		
Black or African American																		
Hispanic									1	100.0%	1	100.0%			1	100.0%	1	100.0%
White																		
Native Hawaiian or Pacific Islander																		
Unknown																		
Totals									1	100.0%	1	100.0%			1	100.0%	1	100.0%

Associate in Science

Physics

CIP Code: **40.0801**

Curriculum Code: **000AS0087**



Physics

CIP Code: 40.0801

Curriculum Code: 000AS0087

Program: AS

Summer 2020

Total Enrollment:

Male:

FT:

Avg Age:

Minority:

Female:

PT:

Feeder Enrl:

Feeder H.S. Enrollees

#

%

Age

#

%


Enrollments

Enrollments

Carbondale
Carterville
Crab Orchard
DuQuoin
Elverado
Herrin
Johnston City
Marion
Murphysboro
West Frankfort
Trico

< = 17
18-20
21-25
26-30
31-40
41-50
51-60
61-70
71-80
81+
Unk

SM '15 -
SM '16 4
SM '17 -
SM '18 -
SM '19 1
SM '20 -



Feeder H.S. Total

Total

Avg

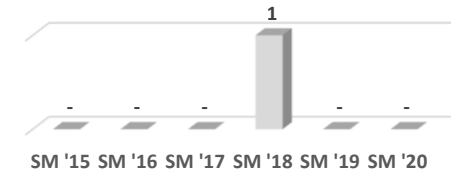
Agape Christian
GED

<21
>60

Graduates

Graduates

SM '15 -
SM '16 -
SM '17 -
SM '18 1
SM '19 -
SM '20 -



Demographics	Male						Female						Grand Total					
	Full-time		Part-time		Male Total		Full-time		Part-time		Female Total		Full-time		Part-time		Grand Total	
	#	%	#	%	#	%	#	%	#	%	#	%	#	%	#	%	#	%
Asian																		
American Indian / Alaskan Native																		
Black or African American																		
Hispanic																		
White																		
Native Hawaiian or Pacific Islander																		
Unknown																		
Totals																		



Physics

Fall 2020

CIP Code: 40.0801

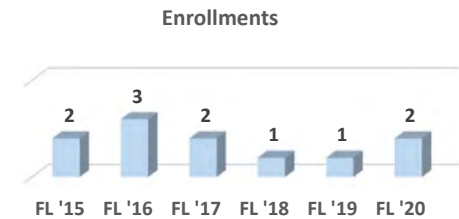
Curriculum Code: 000AS0087

Program: AS

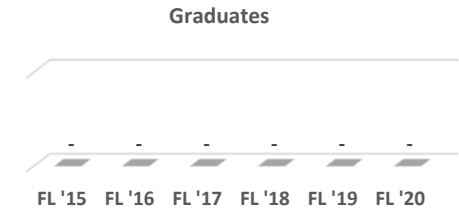
Total Enrollment:	2	100.0%	Male:	1	50.0%	FT:	1	50.0%	Avg Age:	26.2
Minority:	1	50.0%	Female:	1	50.0%	PT:	1	50.0%	Feeder Enrl:	

Feeder H.S. Enrollees	#	%	Age	#	%
Carbondale			< = 17		
Cartersville			18-20		
Crab Orchard			21-25	1	50.0%
DuQuoin			26-30	1	50.0%
Elverado			31-40		
Herrin			41-50		
Johnston City			51-60		
Marion			61-70		
Murphysboro			71-80		
West Frankfort			81+		
Trico			Unk		
Feeder H.S. Total			Total	2	100.0%
Agape Christian			Avg	26.2	
GED			<21		
			>60		

Enrollments	
FL '15	2
FL '16	3
FL '17	2
FL '18	1
FL '19	1
FL '20	2



Graduates	
FL '15	-
FL '16	-
FL '17	-
FL '18	-
FL '19	-
FL '20	-



Demographics	Male						Female						Grand Total					
	Full-time		Part-time		Male Total		Full-time		Part-time		Female Total		Full-time		Part-time		Grand Total	
	#	%	#	%	#	%	#	%	#	%	#	%	#	%	#	%	#	%
Asian									1	50.0%	1	50.0%			1	50.0%	1	50.0%
American Indian / Alaskan Native																		
Black or African American																		
Hispanic																		
White	1	50.0%			1	50.0%							1	50.0%			1	50.0%
Native Hawaiian or Pacific Islander																		
Unknown																		
Totals	1	50.0%			1	50.0%			1	50.0%	1	50.0%	1	50.0%	1	50.0%	2	100.0%



Physics

CIP Code: 40.0801

Curriculum Code: 000AS0087

Program: AS

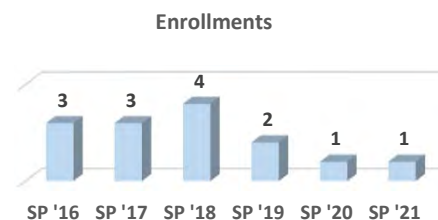
Spring 2021

Total Enrollment:	1	100.0%	Male:		FT:		Avg Age:	23.7
Minority:	1	100.0%	Female:	1	100.0%	PT:	1	100.0%
							Feeder Enrl:	

Feeder H.S. Enrollees	#	%	Age	#	%
Carbondale			<= 17		
Carterville			18-20		
Crab Orchard			21-25	1	100.0%
DuQuoin			26-30		
Elverado			31-40		
Herrin			41-50		
Johnston City			51-60		
Marion			61-70		
Murphysboro			71-80		
West Frankfort			81+		
Trico			Unk		
Feeder H.S. Total			Total	1	100.0%
Agape Christian			Avg	23.7	
GED			<21		
			>60		

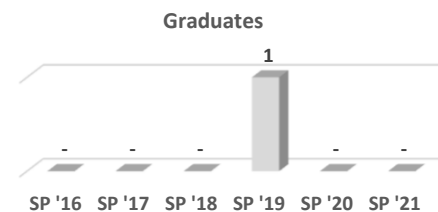
Enrollments

SP '16	3
SP '17	3
SP '18	4
SP '19	2
SP '20	1
SP '21	1



Graduates

SP '16	-
SP '17	-
SP '18	-
SP '19	1
SP '20	-
SP '21	-



Demographics	Male						Female						Grand Total					
	Full-time		Part-time		Male Total		Full-time		Part-time		Female Total		Full-time		Part-time		Grand Total	
	#	%	#	%	#	%	#	%	#	%	#	%	#	%	#	%	#	%
Asian									1	100.0%	1	100.0%			1	100.0%	1	100.0%
American Indian / Alaskan Native																		
Black or African American																		
Hispanic																		
White																		
Native Hawaiian or Pacific Islander																		
Unknown																		
Totals									1	100.0%	1	100.0%			1	100.0%	1	100.0%

Associate in Science

Pre-Chiropractic

CIP Code: **51.1106**

Curriculum Code: **000AS0087**



Pre-Chiropractic

CIP Code: 51.1106

Curriculum Code: 000AS0087

Program: AS

Summer 2020

Total Enrollment:

Male:

FT:

Avg Age:

Minority:

Female:

PT:

Feeder Enrl:

Feeder H.S. Enrollees

%

Age # %

Carbondale
Carterville
Crab Orchard
DuQuoin
Elverado
Herrin
Johnston City
Marion
Murphysboro
West Frankfort
Trico

< = 17
18-20
21-25
26-30
31-40
41-50
51-60
61-70
71-80
81+
Unk

Feeder H.S. Total

Agape Christian
GED

Total
Avg
<21
>60

Enrollments

SM '15 -
SM '16 -
SM '17 -
SM '18 -
SM '19 1
SM '20 -

Enrollments



Graduates

SM '15 -
SM '16 -
SM '17 -
SM '18 -
SM '19 -
SM '20 -

Graduates



Demographics	Male						Female						Grand Total					
	Full-time		Part-time		Male Total		Full-time		Part-time		Female Total		Full-time		Part-time		Grand Total	
	#	%	#	%	#	%	#	%	#	%	#	%	#	%	#	%	#	%
Asian																		
American Indian / Alaskan Native																		
Black or African American																		
Hispanic																		
White																		
Native Hawaiian or Pacific Islander																		
Unknown																		
Totals																		



Pre-Chiropractic

Fall 2020

CIP Code: 51.1106

Curriculum Code: 000AS0087

Program: AS

Total Enrollment: 2 100.0%

Male: 2 100.0%

FT: 2 100.0%

Avg Age: 19.2

Minority:

Female:

PT:

Feeder Enrl:

Feeder H.S. Enrollees

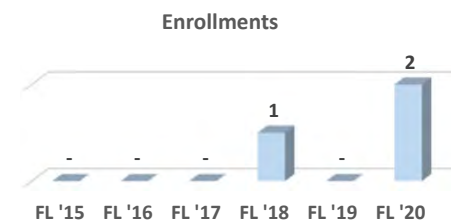
	#	%
Carbondale		
Carterville		
Crab Orchard		
DuQuoin		
Elverado		
Herrin		
Johnston City		
Marion		
Murphysboro		
West Frankfort		
Trico		
Feeder H.S. Total		
Agape Christian		
GED		

Age

	#	%
<= 17		
18-20	2	100.0%
21-25		
26-30		
31-40		
41-50		
51-60		
61-70		
71-80		
81+		
Unk		
Total	2	100.0%
Avg	19.2	
<21	2	100.0%
>60		

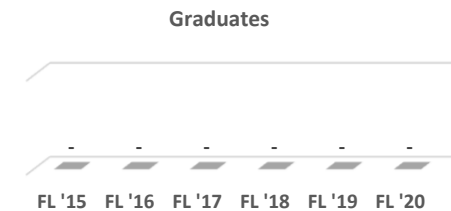
Enrollments

FL '15	-
FL '16	-
FL '17	-
FL '18	1
FL '19	-
FL '20	2



Graduates

FL '15	-
FL '16	-
FL '17	-
FL '18	-
FL '19	-
FL '20	-



Demographics	Male						Female						Grand Total					
	Full-time		Part-time		Male Total		Full-time		Part-time		Female Total		Full-time		Part-time		Grand Total	
	#	%	#	%	#	%	#	%	#	%	#	%	#	%	#	%	#	%
Asian																		
American Indian / Alaskan Native																		
Black or African American																		
Hispanic																		
White	2	100.0%			2	100.0%							2	100.0%			2	100.0%
Native Hawaiian or Pacific Islander																		
Unknown																		
Totals	2	100.0%			2	100.0%							2	100.0%			2	100.0%



Pre-Chiropractic

CIP Code: 51.1106

Curriculum Code:

000AS0087

Program:

AS

Spring 2021

Total Enrollment: 2 100.0%

Male: 2 100.0%

FT: 1 50.0%

Avg Age: 19.7

Minority:

Female:

PT: 1 50.0%

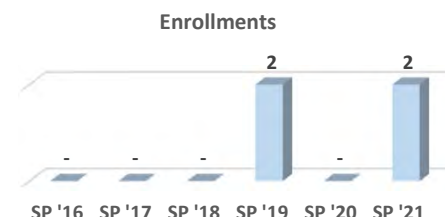
Feeder Enrl: 2 100.0%

Feeder H.S. Enrollees	#	%
Carbondale	1	50.0%
Carterville		
Crab Orchard		
DuQuoin		
Elverado		
Herrin		
Johnston City		
Marion	1	50.0%
Murphysboro		
West Frankfort		
Trico		
Feeder H.S. Total	2	100.0%
Agape Christian		
GED		

Age	#	%
<= 17		
18-20	2	100.0%
21-25		
26-30		
31-40		
41-50		
51-60		
61-70		
71-80		
81+		
Unk		
Total	2	100.0%
Avg	19.7	
<21	2	100.0%
>60		

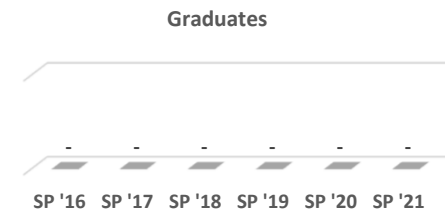
Enrollments

SP '16	-
SP '17	-
SP '18	-
SP '19	2
SP '20	-
SP '21	2



Graduates

SP '16	-
SP '17	-
SP '18	-
SP '19	-
SP '20	-
SP '21	-



Demographics	Male						Female						Grand Total					
	Full-time		Part-time		Male Total		Full-time		Part-time		Female Total		Full-time		Part-time		Grand Total	
	#	%	#	%	#	%	#	%	#	%	#	%	#	%	#	%	#	%
Asian																		
American Indian / Alaskan Native																		
Black or African American																		
Hispanic																		
White	1	50.0%	1	50.0%	2	100.0%							1	50.0%	1	50.0%	2	100.0%
Native Hawaiian or Pacific Islander																		
Unknown																		
Totals	1	50.0%	1	50.0%	2	100.0%							1	50.0%	1	50.0%	2	100.0%

Associate in Science

Pre-Pharmacy

CIP Code: **51.1103**

Curriculum Code: **000AS0087**



Pre-Pharmacy

Summer 2020

CIP Code: 51.1103

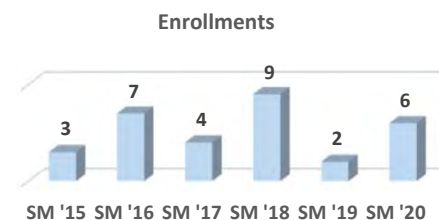
Curriculum Code: 000AS0087

Program: AS

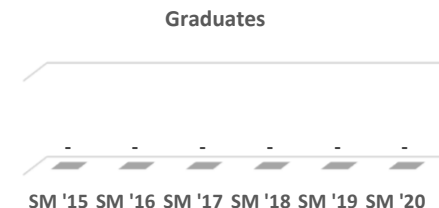
Total Enrollment:	6	100.0%	Male:	2	33.3%	FT:	2	33.3%	Avg Age:	25.4
Minority:			Female:	4	66.7%	PT:	4	66.7%	Feeder Enrl:	4 66.7%

Feeder H.S. Enrollees	#	%	Age	#	%
Carbondale			< = 17		
Carterville			18-20	1	16.7%
Crab Orchard	1	16.7%	21-25	2	33.3%
DuQuoin	1	16.7%	26-30	2	33.3%
Elverado			31-40	1	16.7%
Herrin			41-50		
Johnston City			51-60		
Marion	1	16.7%	61-70		
Murphysboro	1	16.7%	71-80		
West Frankfort			81+		
Trico			Unk		
Feeder H.S. Total	4	66.7%	Total	6	100.0%
Agape Christian			Avg	25.4	
GED			<21	1	16.7%
			>60		

Enrollments	
SM '15	3
SM '16	7
SM '17	4
SM '18	9
SM '19	2
SM '20	6



Graduates	
SM '15	-
SM '16	-
SM '17	-
SM '18	-
SM '19	-
SM '20	-



Demographics	Male						Female						Grand Total					
	Full-time		Part-time		Male Total		Full-time		Part-time		Female Total		Full-time		Part-time		Grand Total	
	#	%	#	%	#	%	#	%	#	%	#	%	#	%	#	%	#	%
Asian																		
American Indian / Alaskan Native																		
Black or African American																		
Hispanic																		
White			2	33.3%	2	33.3%	2	33.3%	2	33.3%	4	66.7%	2	33.3%	4	66.7%	6	100.0%
Native Hawaiian or Pacific Islander																		
Unknown																		
Totals			2	33.3%	2	33.3%	2	33.3%	2	33.3%	4	66.7%	2	33.3%	4	66.7%	6	100.0%



Pre-Pharmacy

Fall 2020

CIP Code: 51.1103

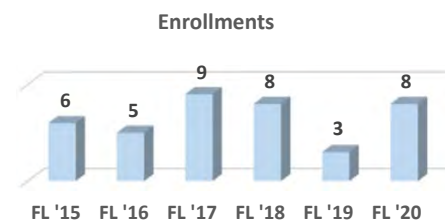
Curriculum Code: 000AS0087

Program: AS

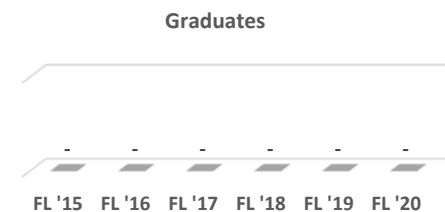
Total Enrollment:	8	100.0%	Male:	2	25.0%	FT:	5	62.5%	Avg Age:	21.5
Minority:	1	12.5%	Female:	6	75.0%	PT:	3	37.5%	Feeder Enrl:	4 50.0%

Feeder H.S. Enrollees	#	%	Age	#	%
Carbondale	1	12.5%	< = 17		
Carterville	1	12.5%	18-20	5	62.5%
Crab Orchard			21-25	2	25.0%
DuQuoin			26-30	1	12.5%
Elverado			31-40		
Herrin	1	12.5%	41-50		
Johnston City			51-60		
Marion			61-70		
Murphysboro			71-80		
West Frankfort			81+		
Trico	1	12.5%	Unk		
Feeder H.S. Total	4	50.0%	Total	8	100.0%
Agape Christian			Avg	21.5	
GED			<21	5	62.5%
			>60		

Enrollments	
FL '15	6
FL '16	5
FL '17	9
FL '18	8
FL '19	3
FL '20	8



Graduates	
FL '15	-
FL '16	-
FL '17	-
FL '18	-
FL '19	-
FL '20	-



Demographics	Male						Female						Grand Total					
	Full-time		Part-time		Male Total		Full-time		Part-time		Female Total		Full-time		Part-time		Grand Total	
	#	%	#	%	#	%	#	%	#	%	#	%	#	%	#	%	#	%
Asian																		
American Indian / Alaskan Native																		
Black or African American							1	12.5%			1	12.5%	1	12.5%			1	12.5%
Hispanic																		
White	1	12.5%	1	12.5%	2	25.0%	3	37.5%	1	12.5%	4	50.0%	4	50.0%	2	25.0%	6	75.0%
Native Hawaiian or Pacific Islander																		
Unknown									1	12.5%	1	12.5%			1	12.5%	1	12.5%
Totals	1	12.5%	1	12.5%	2	25.0%	4	50.0%	2	25.0%	6	75.0%	5	62.5%	3	37.5%	8	100.0%



Pre-Pharmacy

CIP Code: 51.1103

Curriculum Code: 000AS0087

Program: AS

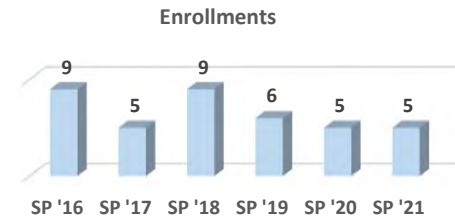
Spring 2021

Total Enrollment:	5	100.0%	Male:	1	20.0%	FT:	4	80.0%	Avg Age:	21.2
Minority:			Female:	4	80.0%	PT:	1	20.0%	Feeder Enrl:	2 40.0%

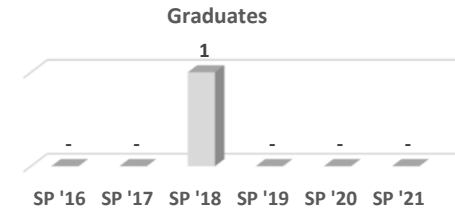
Feeder H.S. Enrollees	#	%
Carbondale	1	20.0%
Carterville	1	20.0%
Crab Orchard		
DuQuoin		
Elverado		
Herrin		
Johnston City		
Marion		
Murphysboro		
West Frankfort		
Trico		
Feeder H.S. Total	2	40.0%
Agape Christian		
GED		

Age	#	%
< = 17		
18-20	4	80.0%
21-25	1	20.0%
26-30		
31-40		
41-50		
51-60		
61-70		
71-80		
81+		
Unk		
Total	5	100.0%
Avg	21.2	
<21	4	80.0%
>60		

Enrollments	#
SP '16	9
SP '17	5
SP '18	9
SP '19	6
SP '20	5
SP '21	5



Graduates	#
SP '16	-
SP '17	-
SP '18	1
SP '19	-
SP '20	-
SP '21	-



Demographics	Male						Female						Grand Total					
	Full-time		Part-time		Male Total		Full-time		Part-time		Female Total		Full-time		Part-time		Grand Total	
	#	%	#	%	#	%	#	%	#	%	#	%	#	%	#	%	#	%
Asian																		
American Indian / Alaskan Native																		
Black or African American																		
Hispanic																		
White	1	20.0%			1	20.0%	3	60.0%	1	20.0%	4	80.0%	4	80.0%	1	20.0%	5	100.0%
Native Hawaiian or Pacific Islander																		
Unknown																		
Totals	1	20.0%			1	20.0%	3	60.0%	1	20.0%	4	80.0%	4	80.0%	1	20.0%	5	100.0%

Associate in Science

Pre-Physical Therapy

CIP Code: 51.1109

Curriculum Code: 000AS0087



Pre-Physical Therapy

Summer 2020

CIP Code: 51.1109

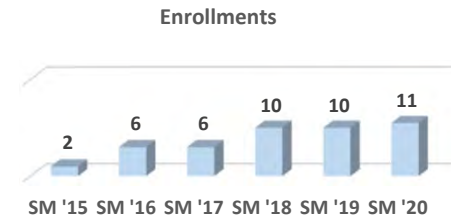
Curriculum Code: 000AS0087

Program: AS

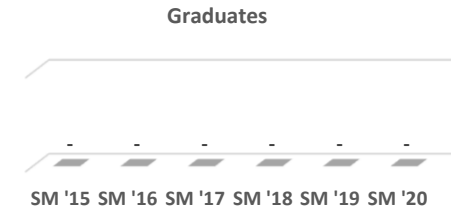
Total Enrollment:	11	100.0%	Male:	4	36.4%	FT:	3	27.3%	Avg Age:	22.6
Minority:			Female:	7	63.6%	PT:	8	72.7%	Feeder Enrl:	6 54.5%

Feeder H.S. Enrollees	#	%	Age	#	%
Carbondale			< = 17	2	18.2%
Carterville			18-20	5	45.5%
Crab Orchard			21-25	2	18.2%
DuQuoin			26-30	1	9.1%
Elverado			31-40		
Herrin	3	27.3%	41-50	1	9.1%
Johnston City			51-60		
Marion	2	18.2%	61-70		
Murphysboro	1	9.1%	71-80		
West Frankfort			81+		
Trico			Unk		
Feeder H.S. Total	6	54.5%	Total	11	100.0%
Agape Christian			Avg	22.6	
GED			<21	7	63.6%
			>60		

Enrollments	
SM '15	2
SM '16	6
SM '17	6
SM '18	10
SM '19	10
SM '20	11



Graduates	
SM '15	-
SM '16	-
SM '17	-
SM '18	-
SM '19	-
SM '20	-



Demographics	Male						Female						Grand Total					
	Full-time		Part-time		Male Total		Full-time		Part-time		Female Total		Full-time		Part-time		Grand Total	
	#	%	#	%	#	%	#	%	#	%	#	%	#	%	#	%	#	%
Asian																		
American Indian / Alaskan Native																		
Black or African American																		
Hispanic																		
White	2	18.2%	2	18.2%	4	36.4%	1	9.1%	6	54.5%	7	63.6%	3	27.3%	8	72.7%	11	100.0%
Native Hawaiian or Pacific Islander																		
Unknown																		
Totals	2	18.2%	2	18.2%	4	36.4%	1	9.1%	6	54.5%	7	63.6%	3	27.3%	8	72.7%	11	100.0%



Pre-Physical Therapy

Fall 2020

CIP Code: 51.1109

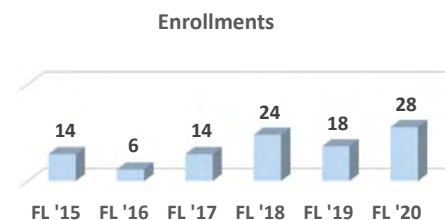
Curriculum Code: 000AS0087

Program: AS

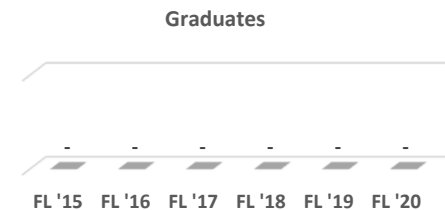
Total Enrollment:	28	100.0%	Male:	14	50.0%	FT:	21	75.0%	Avg Age:	20.0
Minority:	4	14.3%	Female:	14	50.0%	PT:	7	25.0%	Feeder Enrl:	5 17.9%

Feeder H.S. Enrollees	#	%	Age	#	%
Carbondale	1	3.6%	< = 17		
Cartersville	1	3.6%	18-20	24	85.7%
Crab Orchard			21-25	2	7.1%
DuQuoin	1	3.6%	26-30	2	7.1%
Elverado	1	3.6%	31-40		
Herrin			41-50		
Johnston City			51-60		
Marion			61-70		
Murphysboro	1	3.6%	71-80		
West Frankfort			81+		
Trico			Unk		
Feeder H.S. Total	5	17.9%	Total	28	100.0%
			Avg	20.0	
Agape Christian	1	3.6%	<21	24	85.7%
GED			>60		

Enrollments	
FL '15	14
FL '16	6
FL '17	14
FL '18	24
FL '19	18
FL '20	28



Graduates	
FL '15	-
FL '16	-
FL '17	-
FL '18	-
FL '19	-
FL '20	-



Demographics	Male						Female						Grand Total					
	Full-time		Part-time		Male Total		Full-time		Part-time		Female Total		Full-time		Part-time		Grand Total	
	#	%	#	%	#	%	#	%	#	%	#	%	#	%	#	%	#	%
Asian																		
American Indian / Alaskan Native																		
Black or African American			1	3.6%	1	3.6%	1	3.6%	2	7.1%	3	10.7%	1	3.6%	3	10.7%	4	14.3%
Hispanic																		
White	8	28.6%	2	7.1%	10	35.7%	9	32.1%	1	3.6%	10	35.7%	17	60.7%	3	10.7%	20	71.4%
Native Hawaiian or Pacific Islander																		
Unknown	2	7.1%	1	3.6%	3	10.7%	1	3.6%			1	3.6%	3	10.7%	1	3.6%	4	14.3%
Totals	10	35.7%	4	14.3%	14	50.0%	11	39.3%	3	10.7%	14	50.0%	21	75.0%	7	25.0%	28	100.0%



Pre-Physical Therapy

Spring 2021

CIP Code: 51.1109

Curriculum Code: 000AS0087

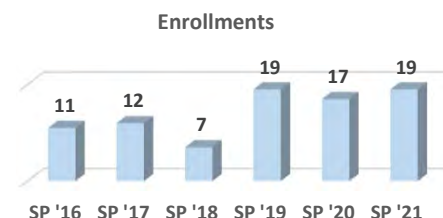
Program: AS

Total Enrollment:	19	100.0%	Male:	10	52.6%	FT:	14	73.7%	Avg Age:	20.8
Minority:	2	10.5%	Female:	9	47.4%	PT:	5	26.3%	Feeder Enrl:	5 26.3%

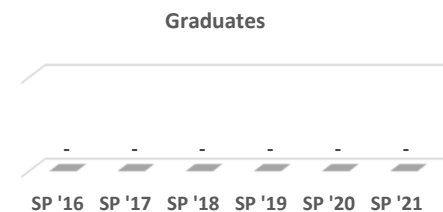
Feeder H.S. Enrollees	#	%
Carbondale		
Carterville	1	5.3%
Crab Orchard		
DuQuoin	1	5.3%
Elverado		
Herrin		
Johnston City	1	5.3%
Marion	2	10.5%
Murphysboro		
West Frankfort		
Trico		
Feeder H.S. Total	5	26.3%
Agape Christian		
GED	1	5.3%

Age	#	%
<= 17		
18-20	14	73.7%
21-25	4	21.1%
26-30		
31-40	1	5.3%
41-50		
51-60		
61-70		
71-80		
81+		
Unk		
Total	19	100.0%
Avg	20.8	
<21		
>60		

Enrollments	
SP '16	11
SP '17	12
SP '18	7
SP '19	19
SP '20	17
SP '21	19



Graduates	
SP '16	-
SP '17	-
SP '18	-
SP '19	-
SP '20	-
SP '21	-



Demographics	Male						Female						Grand Total					
	Full-time		Part-time		Male Total		Full-time		Part-time		Female Total		Full-time		Part-time		Grand Total	
	#	%	#	%	#	%	#	%	#	%	#	%	#	%	#	%	#	%
Asian																		
American Indian / Alaskan Native																		
Black or African American			1	5.3%	1	5.3%	1	5.3%			1	5.3%	1	5.3%	1	5.3%	2	10.5%
Hispanic																		
White	5	26.3%	3	15.8%	8	42.1%	7	36.8%	1	5.3%	8	42.1%	12	63.2%	4	21.1%	16	84.2%
Native Hawaiian or Pacific Islander																		
Unknown	1	5.3%			1	5.3%							1	5.3%			1	5.3%
Totals	6	31.6%	4	21.1%	10	52.6%	8	42.1%	1	5.3%	9	47.4%	14	73.7%	5	26.3%	19	100.0%

Associate in Science

Pre-Physician Assistant

CIP Code: **51.1102**

Curriculum Code: **000AS0087**



Pre-Physician Assistant

Summer 2020

CIP Code: 51.1102

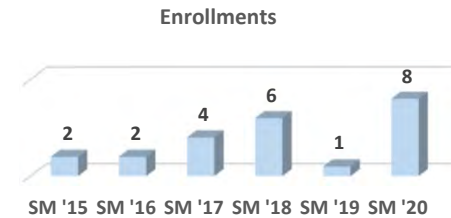
Curriculum Code: 000AS0087

Program: AS

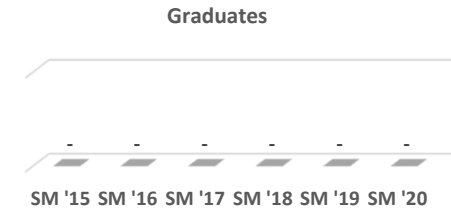
Total Enrollment:	8	100.0%	Male:	4	50.0%	FT:	5	62.5%	Avg Age:	27.0
Minority:			Female:	4	50.0%	PT:	3	37.5%	Feeder Enrl:	4 50.0%

Feeder H.S. Enrollees	#	%	Age	#	%
Carbondale	1	12.5%	< = 17	1	12.5%
Carterville	1	12.5%	18-20	1	12.5%
Crab Orchard			21-25	1	12.5%
DuQuoin			26-30	2	25.0%
Elverado			31-40	3	37.5%
Herrin			41-50		
Johnston City	1	12.5%	51-60		
Marion			61-70		
Murphysboro	1	12.5%	71-80		
West Frankfort			81+		
Trico			Unk		
Feeder H.S. Total	4	50.0%	Total	8	100.0%
Agape Christian			Avg	27.0	
GED			<21	2	25.0%
			>60		

Enrollments	
SM '15	2
SM '16	2
SM '17	4
SM '18	6
SM '19	1
SM '20	8



Graduates	
SM '15	-
SM '16	-
SM '17	-
SM '18	-
SM '19	-
SM '20	-



Demographics	Male						Female						Grand Total					
	Full-time		Part-time		Male Total		Full-time		Part-time		Female Total		Full-time		Part-time		Grand Total	
	#	%	#	%	#	%	#	%	#	%	#	%	#	%	#	%	#	%
Asian																		
American Indian / Alaskan Native																		
Black or African American																		
Hispanic																		
White	2	25.0%	2	25.0%	4	50.0%	2	25.0%	1	12.5%	3	37.5%	4	50.0%	3	37.5%	7	87.5%
Native Hawaiian or Pacific Islander																		
Unknown							1	12.5%			1	12.5%	1	12.5%			1	12.5%
Totals	2	25.0%	2	25.0%	4	50.0%	3	37.5%	1	12.5%	4	50.0%	5	62.5%	3	37.5%	8	100.0%



Pre-Physician Assistant

Fall 2020

CIP Code: 51.1102

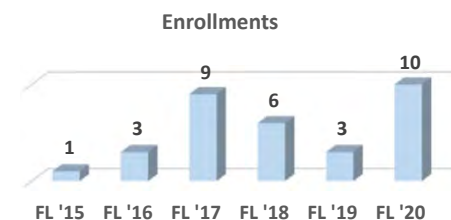
Curriculum Code: 000AS0087

Program: AS

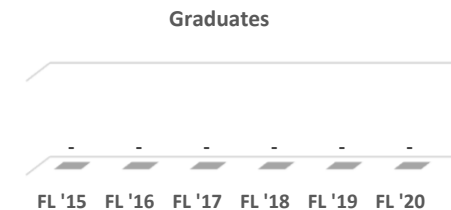
Total Enrollment:	10	100.0%	Male:	6	60.0%	FT:	8	80.0%	Avg Age:	24.3
Minority:	1	10.0%	Female:	4	40.0%	PT:	2	20.0%	Feeder Enrl:	4 40.0%

Feeder H.S. Enrollees	#	%	Age	#	%
Carbondale	1	10.0%	< = 17	1	10.0%
Cartersville	1	10.0%	18-20	3	30.0%
Crab Orchard			21-25	2	20.0%
DuQuoin			26-30	2	20.0%
Elverado			31-40	2	20.0%
Herrin			41-50		
Johnston City			51-60		
Marion	1	10.0%	61-70		
Murphysboro	1	10.0%	71-80		
West Frankfort			81+		
Trico			Unk		
Feeder H.S. Total	4	40.0%	Total	10	100.0%
Agape Christian			Avg	24.3	
GED			<21	4	40.0%
			>60		

Enrollments	
FL '15	1
FL '16	3
FL '17	9
FL '18	6
FL '19	3
FL '20	10



Graduates	
FL '15	-
FL '16	-
FL '17	-
FL '18	-
FL '19	-
FL '20	-



Demographics	Male						Female						Grand Total					
	Full-time		Part-time		Male Total		Full-time		Part-time		Female Total		Full-time		Part-time		Grand Total	
	#	%	#	%	#	%	#	%	#	%	#	%	#	%	#	%	#	%
Asian																		
American Indian / Alaskan Native																		
Black or African American							1	10.0%			1	10.0%	1	10.0%			1	10.0%
Hispanic																		
White	6	60.0%			6	60.0%	1	10.0%	2	20.0%	3	30.0%	7	70.0%	2	20.0%	9	90.0%
Native Hawaiian or Pacific Islander																		
Unknown																		
Totals	6	60.0%			6	60.0%	2	20.0%	2	20.0%	4	40.0%	8	80.0%	2	20.0%	10	100.0%



Pre-Physician Assistant

Spring 2021

CIP Code: 51.1102

Curriculum Code: 000AS0087

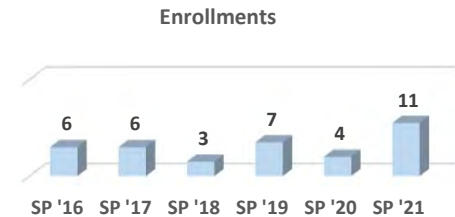
Program: AS

Total Enrollment:	11	100.0%	Male:	6	54.5%	FT:	7	63.6%	Avg Age:	25.2
Minority:	1	9.1%	Female:	5	45.5%	PT:	4	36.4%	Feeder Enrl:	6 54.5%

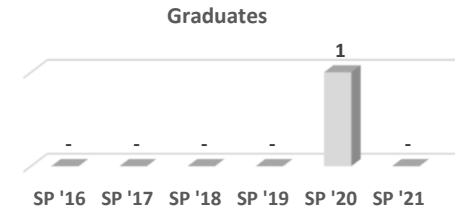
Feeder H.S. Enrollees	#	%
Carbondale	2	18.2%
Carterville		
Crab Orchard		
DuQuoin		
Elverado		
Herrin	1	9.1%
Johnston City		
Marion		
Murphysboro	2	18.2%
West Frankfort	1	9.1%
Trico		
Feeder H.S. Total	6	54.5%
Agape Christian		
GED		

Age	#	%
< = 17	1	9.1%
18-20	3	27.3%
21-25	3	27.3%
26-30	1	9.1%
31-40	3	27.3%
41-50		
51-60		
61-70		
71-80		
81+		
Unk		
Total	11	100.0%
Avg	25.2	
<21	4	36.4%
>60		

Enrollments	#
SP '16	6
SP '17	6
SP '18	3
SP '19	7
SP '20	4
SP '21	11



Graduates	#
SP '16	-
SP '17	-
SP '18	-
SP '19	-
SP '20	1
SP '21	-



Demographics	Male						Female						Grand Total					
	Full-time		Part-time		Male Total		Full-time		Part-time		Female Total		Full-time		Part-time		Grand Total	
	#	%	#	%	#	%	#	%	#	%	#	%	#	%	#	%	#	%
Asian																		
American Indian / Alaskan Native																		
Black or African American							1	9.1%			1	9.1%	1	9.1%			1	9.1%
Hispanic																		
White	5	45.5%			5	45.5%	1	9.1%	3	27.3%	4	36.4%	6	54.5%	3	27.3%	9	81.8%
Native Hawaiian or Pacific Islander																		
Unknown			1	9.1%	1	9.1%									1	9.1%	1	9.1%
Totals	5	45.5%	1	9.1%	6	54.5%	2	18.2%	3	27.3%	5	45.5%	7	63.6%	4	36.4%	11	100.0%

Associate in Science

Pre-Professional - Dental, Medicine, Optometry, Podiatry

CIP Code: **51.1199**

Curriculum Code: **000AS0087**



Pre-Professional - Dental, Medicine, Optometry, Podiatry

Summer 2020

CIP Code: 51.1199

Curriculum Code: 000AS0087

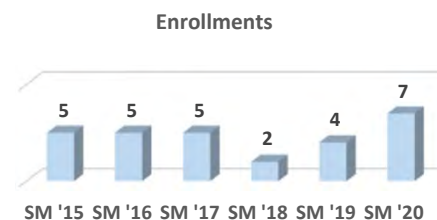
Program: AS

Total Enrollment:	7	100.0%	Male:	2	28.6%	FT:	6	85.7%	Avg Age:	24.6
Minority:			Female:	5	71.4%	PT:	1	14.3%	Feeder Enrl:	4 57.1%

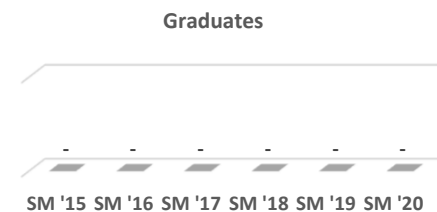
Feeder H.S. Enrollees	#	%
Carbondale	1	14.3%
Carterville	1	14.3%
Crab Orchard		
DuQuoin		
Elverado		
Herrin	1	14.3%
Johnston City		
Marion		
Murphysboro	1	14.3%
West Frankfort		
Trico		
Feeder H.S. Total	4	57.1%
Agape Christian		
GED		

Age	#	%
<= 17		
18-20	4	57.1%
21-25	2	28.6%
26-30		
31-40		
41-50	1	14.3%
51-60		
61-70		
71-80		
81+		
Unk		
Total	7	100.0%
Avg	24.6	
<21	4	57.1%
>60		

Enrollments	
SM '15	5
SM '16	5
SM '17	5
SM '18	2
SM '19	4
SM '20	7



Graduates	
SM '15	-
SM '16	-
SM '17	-
SM '18	-
SM '19	-
SM '20	-



Demographics	Male						Female						Grand Total					
	Full-time		Part-time		Male Total		Full-time		Part-time		Female Total		Full-time		Part-time		Grand Total	
	#	%	#	%	#	%	#	%	#	%	#	%	#	%	#	%	#	%
Asian																		
American Indian / Alaskan Native																		
Black or African American																		
Hispanic																		
White	2	28.6%			2	28.6%	3	42.9%	1	14.3%	4	57.1%	5	71.4%	1	14.3%	6	85.7%
Native Hawaiian or Pacific Islander																		
Unknown							1	14.3%			1	14.3%	1	14.3%			1	14.3%
Totals	2	28.6%			2	28.6%	4	57.1%	1	14.3%	5	71.4%	6	85.7%	1	14.3%	7	100.0%



Pre-Professional - Dental, Medicine, Optometry, Podiatry

Fall 2020

CIP Code: 51.1199

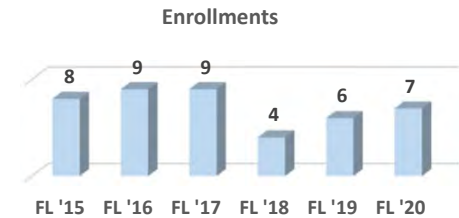
Curriculum Code: 000AS0087

Program: AS

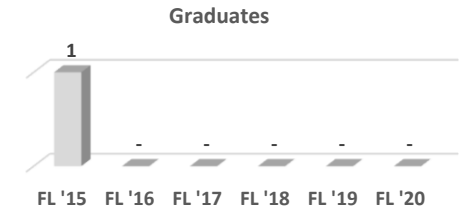
Total Enrollment:	7	100.0%	Male:	2	28.6%	FT:	3	42.9%	Avg Age:	26.5
Minority:	1	14.3%	Female:	5	71.4%	PT:	4	57.1%	Feeder Enrl:	3 42.9%

Feeder H.S. Enrollees	#	%	Age	#	%
Carbondale	1	14.3%	< = 17		
Carterville			18-20	3	42.9%
Crab Orchard	1	14.3%	21-25	2	28.6%
DuQuoin			26-30	1	14.3%
Elverado			31-40		
Herrin			41-50	1	14.3%
Johnston City			51-60		
Marion			61-70		
Murphysboro	1	14.3%	71-80		
West Frankfort			81+		
Trico			Unk		
Feeder H.S. Total	3	42.9%	Total	7	100.0%
Agape Christian			Avg	26.5	
GED			<21	3	42.9%
			>60		

Enrollments	
FL '15	8
FL '16	9
FL '17	9
FL '18	4
FL '19	6
FL '20	7



Graduates	
FL '15	1
FL '16	-
FL '17	-
FL '18	-
FL '19	-
FL '20	-



Demographics	Male						Female						Grand Total					
	Full-time		Part-time		Male Total		Full-time		Part-time		Female Total		Full-time		Part-time		Grand Total	
	#	%	#	%	#	%	#	%	#	%	#	%	#	%	#	%	#	%
Asian																		
American Indian / Alaskan Native																		
Black or African American									1	14.3%	1	14.3%			1	14.3%	1	14.3%
Hispanic																		
White			2	28.6%	2	28.6%	3	42.9%	1	14.3%	4	57.1%	3	42.9%	3	42.9%	6	85.7%
Native Hawaiian or Pacific Islander																		
Unknown																		
Totals			2	28.6%	2	28.6%	3	42.9%	2	28.6%	5	71.4%	3	42.9%	4	57.1%	7	100.0%



Pre-Professional - Dental, Medicine, Optometry, Podiatry

Spring 2021

CIP Code: 51.1199

Curriculum Code: 000AS0087

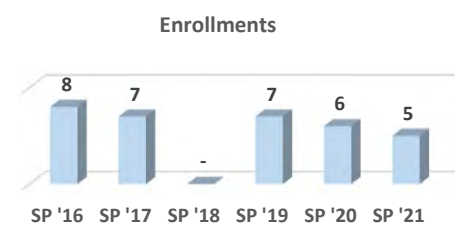
Program: AS

Total Enrollment:	5	100.0%	Male:	2	40.0%	FT:	2	40.0%	Avg Age:	29.9
Minority:	1	20.0%	Female:	3	60.0%	PT:	3	60.0%	Feeder Enrl:	4 80.0%

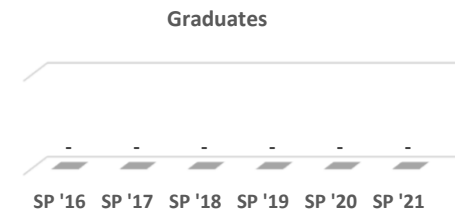
Feeder H.S. Enrollees	#	%
Carbondale	2	40.0%
Carterville		
Crab Orchard		
DuQuoin		
Elverado		
Herrin	1	20.0%
Johnston City		
Marion		
Murphysboro		
West Frankfort	1	20.0%
Trico		
Feeder H.S. Total	4	80.0%
Agape Christian		
GED		

Age	#	%
< = 17		
18-20		
21-25	2	40.0%
26-30	2	40.0%
31-40		
41-50	1	20.0%
51-60		
61-70		
71-80		
81+		
Unk		
Total	5	100.0%
Avg	29.9	
<21		
>60		

Enrollments	#
SP '16	8
SP '17	7
SP '18	-
SP '19	7
SP '20	6
SP '21	5



Graduates	#
SP '16	-
SP '17	-
SP '18	-
SP '19	-
SP '20	-
SP '21	-



Demographics	Male						Female						Grand Total					
	Full-time		Part-time		Male Total		Full-time		Part-time		Female Total		Full-time		Part-time		Grand Total	
	#	%	#	%	#	%	#	%	#	%	#	%	#	%	#	%	#	%
Asian																		
American Indian / Alaskan Native																		
Black or African American									1	20.0%	1	20.0%			1	20.0%	1	20.0%
Hispanic																		
White			2	40.0%	2	40.0%	2	40.0%			2	40.0%	2	40.0%	2	40.0%	4	80.0%
Native Hawaiian or Pacific Islander																		
Unknown																		
Totals			2	40.0%	2	40.0%	2	40.0%	1	20.0%	3	60.0%	2	40.0%	3	60.0%	5	100.0%

Associate in Science

Pre-Veterinary

CIP Code: **51.1104**

Curriculum Code: **000AS0087**



Pre-Veterinary

Summer 2020

CIP Code: 51.1104

Curriculum Code: 000AS0087

Program: AS

Total Enrollment: 5 100.0%

Male: 5 100.0%

FT: 2 40.0%

Avg Age: 18.8

Minority:

Female: 5 100.0%

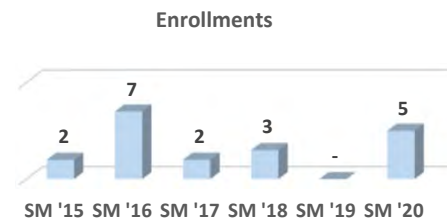
PT: 3 60.0%

Feeder Enrl: 3 60.0%

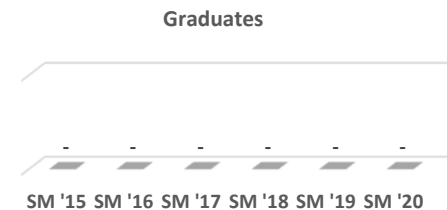
Feeder H.S. Enrollees	#	%
Carbondale	1	20.0%
Carterville		
Crab Orchard		
DuQuoin		
Elverado		
Herrin	1	20.0%
Johnston City	1	20.0%
Marion		
Murphysboro		
West Frankfort		
Trico		
Feeder H.S. Total	3	60.0%
Agape Christian		
GED		

Age	#	%
<= 17	1	20.0%
18-20	3	60.0%
21-25	1	20.0%
26-30		
31-40		
41-50		
51-60		
61-70		
71-80		
81+		
Unk		
Total	5	100.0%
Avg	18.8	
<21	4	80.0%
>60		

Enrollments	#
SM '15	2
SM '16	7
SM '17	2
SM '18	3
SM '19	-
SM '20	5



Graduates	#
SM '15	-
SM '16	-
SM '17	-
SM '18	-
SM '19	-
SM '20	-



Demographics	Male						Female						Grand Total					
	Full-time		Part-time		Male Total		Full-time		Part-time		Female Total		Full-time		Part-time		Grand Total	
	#	%	#	%	#	%	#	%	#	%	#	%	#	%	#	%	#	%
Asian																		
American Indian / Alaskan Native																		
Black or African American																		
Hispanic																		
White							2	40.0%	3	60.0%	5	100.0%	2	40.0%	3	60.0%	5	100.0%
Native Hawaiian or Pacific Islander																		
Unknown																		
Totals							2	40.0%	3	60.0%	5	100.0%	2	40.0%	3	60.0%	5	100.0%



Pre-Veterinary

Fall 2020

CIP Code: 51.1104

Curriculum Code: 000AS0087

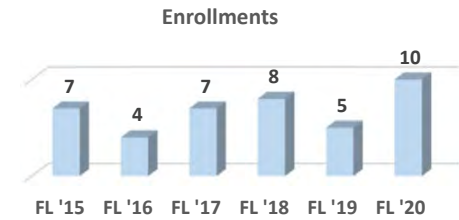
Program: AS

Total Enrollment:	10	100.0%	Male:	3	30.0%	FT:	7	70.0%	Avg Age:	19.6
Minority:	3	30.0%	Female:	7	70.0%	PT:	3	30.0%	Feeder Enrl:	5 50.0%

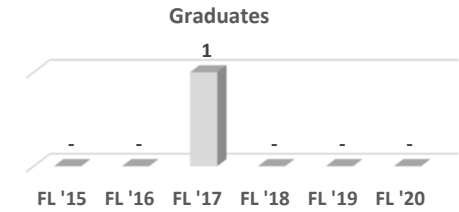
Feeder H.S. Enrollees	#	%
Carbondale	2	20.0%
Carterville		
Crab Orchard		
DuQuoin	1	10.0%
Elverado		
Herrin		
Johnston City		
Marion	1	10.0%
Murphysboro	1	10.0%
West Frankfort		
Trico		
Feeder H.S. Total	5	50.0%
Agape Christian		
GED		

Age	#	%
< = 17		
18-20	8	80.0%
21-25	2	20.0%
26-30		
31-40		
41-50		
51-60		
61-70		
71-80		
81+		
Unk		
Total	10	100.0%
Avg	19.6	
<21	8	80.0%
>60		

Enrollments	
FL '15	7
FL '16	4
FL '17	7
FL '18	8
FL '19	5
FL '20	10



Graduates	
FL '15	-
FL '16	-
FL '17	1
FL '18	-
FL '19	-
FL '20	-



Demographics	Male						Female						Grand Total					
	Full-time		Part-time		Male Total		Full-time		Part-time		Female Total		Full-time		Part-time		Grand Total	
	#	%	#	%	#	%	#	%	#	%	#	%	#	%	#	%	#	%
Asian																		
American Indian / Alaskan Native																		
Black or African American	1	10.0%	1	10.0%	2	20.0%							1	10.0%	1	10.0%	2	20.0%
Hispanic							1	10.0%			1	10.0%	1	10.0%			1	10.0%
White			1	10.0%	1	10.0%	5	50.0%	1	10.0%	6	60.0%	5	50.0%	2	20.0%	7	70.0%
Native Hawaiian or Pacific Islander																		
Unknown																		
Totals	1	10.0%	2	20.0%	3	30.0%	6	60.0%	1	10.0%	7	70.0%	7	70.0%	3	30.0%	10	100.0%



Pre-Veterinary

CIP Code: 51.1104

Curriculum Code: 000AS0087

Program: AS

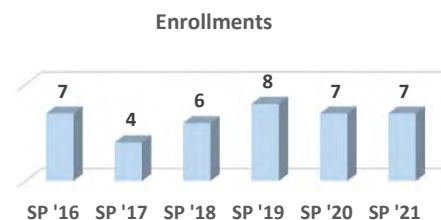
Spring 2021

Total Enrollment:	7	100.0%	Male:	1	14.3%	FT:	2	28.6%	Avg Age:	19.6
Minority:	1	14.3%	Female:	6	85.7%	PT:	5	71.4%	Feeder Enrl:	3 42.9%

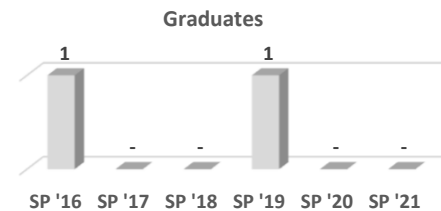
Feeder H.S. Enrollees	#	%
Carbondale		
Cartersville		
Crab Orchard		
DuQuoin	1	14.3%
Elverado		
Herrin	1	14.3%
Johnston City		
Marion		
Murphysboro	1	14.3%
West Frankfort		
Trico		
Feeder H.S. Total	3	42.9%
Agape Christian		
GED		

Age	#	%
<= 17		
18-20	6	85.7%
21-25	1	14.3%
26-30		
31-40		
41-50		
51-60		
61-70		
71-80		
81+		
Unk		
Total	7	100.0%
Avg	19.6	
<21	6	85.7%
>60		

Enrollments	
SP '16	7
SP '17	4
SP '18	6
SP '19	8
SP '20	7
SP '21	7



Graduates	
SP '16	1
SP '17	-
SP '18	-
SP '19	1
SP '20	-
SP '21	-



Demographics	Male						Female						Grand Total					
	Full-time		Part-time		Male Total		Full-time		Part-time		Female Total		Full-time		Part-time		Grand Total	
	#	%	#	%	#	%	#	%	#	%	#	%	#	%	#	%	#	%
Asian																		
American Indian / Alaskan Native																		
Black or African American			1	14.3%	1	14.3%									1	14.3%	1	14.3%
Hispanic																		
White							2	28.6%	3	42.9%	5	71.4%	2	28.6%	3	42.9%	5	71.4%
Native Hawaiian or Pacific Islander																		
Unknown									1	14.3%	1	14.3%			1	14.3%	1	14.3%
Totals			1	14.3%	1	14.3%	2	28.6%	4	57.1%	6	85.7%	2	28.6%	5	71.4%	7	100.0%

JOHN A. LOGAN COLLEGE

FY 2020 – 21

John A. Logan College - Program Data
Associate in General Studies



Associate in General Studies

Associate in General Studies

CIP Code: **24.0102**

Curriculum Code: **AGS 1996**



Associate in General Studies

Summer 2020

CIP Code:

24.0102

Curriculum Code:

AGS 1996

Program:

AGS

Total Enrollment:	121	100.0%	Male:	17	14.0%	FT:	77	63.6%	Avg Age:	26.8
Minority:	25	20.7%	Female:	104	86.0%	PT:	44	36.4%	Feeder Enrl:	57 47.1%

Feeder H.S. Enrollees

#	%
Carbondale	10 8.3%
Carterville	5 4.1%
Crab Orchard	5 4.1%
DuQuoin	2 1.7%
Elverado	3 2.5%
Herrin	4 3.3%
Johnston City	1 0.8%
Marion	8 6.6%
Murphysboro	13 10.7%
West Frankfort	3 2.5%
Trico	3 2.5%
Feeder H.S. Total	57 47.1%
Agape Christian	
GED	8 6.6%

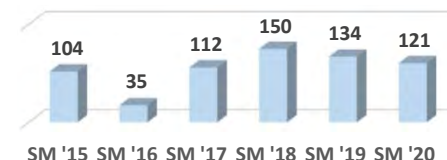
Age

#	%
< = 17	5 4.1%
18-20	42 34.7%
21-25	25 20.7%
26-30	20 16.5%
31-40	16 13.2%
41-50	11 9.1%
51-60	2 1.7%
61-70	
71-80	
81+	
Unk	
Total	121 100.0%
Avg	26.8
<21	47 38.8%
>60	

Enrollments

SM '15	104
SM '16	35
SM '17	112
SM '18	150
SM '19	134
SM '20	121

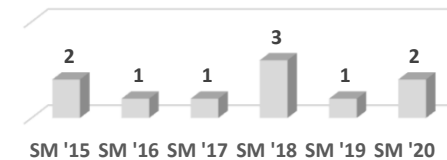
Enrollments



Graduates

SM '15	2
SM '16	1
SM '17	1
SM '18	3
SM '19	1
SM '20	2

Graduates



Demographics	Male						Female						Grand Total					
	Full-time		Part-time		Male Total		Full-time		Part-time		Female Total		Full-time		Part-time		Grand Total	
	#	%	#	%	#	%	#	%	#	%	#	%	#	%	#	%	#	%
Asian							1	0.8%			1	0.8%	1	0.8%			1	0.8%
American Indian / Alaskan Native																		
Black or African American	1	0.8%			1	0.8%	14	11.6%	6	5.0%	20	16.5%	15	12.4%	6	5.0%	21	17.4%
Hispanic			1	0.8%	1	0.8%	1	0.8%	1	0.8%	2	1.7%	1	0.8%	2	1.7%	3	2.5%
White	7	5.8%	8	6.6%	15	12.4%	49	40.5%	25	20.7%	74	61.2%	56	46.3%	33	27.3%	89	73.6%
Native Hawaiian or Pacific Islander																		
Unknown							4	3.3%	3	2.5%	7	5.8%	4	3.3%	3	2.5%	7	5.8%
Totals	8	6.6%	9	7.4%	17	14.0%	69	57.0%	35	28.9%	104	86.0%	77	63.6%	44	36.4%	121	100.0%



Associate in General Studies

Fall 2020

CIP Code: 24.0102

Curriculum Code:

AGS 1996

Program:

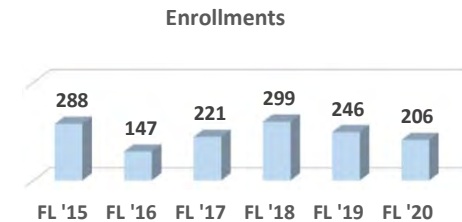
AGS

Total Enrollment:	206	100.0%	Male:	50	24.3%	FT:	99	48.1%	Avg Age:	25.0
Minority:	31	15.0%	Female:	156	75.7%	PT:	107	51.9%	Feeder Enrl:	92 44.7%

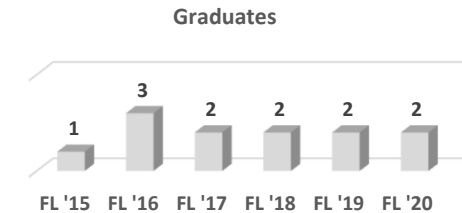
Feeder H.S. Enrollees	#	%
Carbondale	15	7.3%
Carterville	17	8.3%
Crab Orchard	2	1.0%
DuQuoin	7	3.4%
Elverado	4	1.9%
Herrin	8	3.9%
Johnston City	4	1.9%
Marion	17	8.3%
Murphysboro	7	3.4%
West Frankfort	8	3.9%
Trico	3	1.5%
Feeder H.S. Total	92	44.7%
Agape Christian		
GED	5	2.4%

Age	#	%
< = 17	2	1.0%
18-20	96	46.6%
21-25	39	18.9%
26-30	34	16.5%
31-40	22	10.7%
41-50	11	5.3%
51-60	2	1.0%
61-70		
71-80		
81+		
Unk		
Total	206	100.0%
Avg	25.0	
<21	98	47.6%
>60		

Enrollments	
FL '15	288
FL '16	147
FL '17	221
FL '18	299
FL '19	246
FL '20	206



Graduates	
FL '15	1
FL '16	3
FL '17	2
FL '18	2
FL '19	2
FL '20	2



Demographics	Male						Female						Grand Total					
	Full-time		Part-time		Male Total		Full-time		Part-time		Female Total		Full-time		Part-time		Grand Total	
	#	%	#	%	#	%	#	%	#	%	#	%	#	%	#	%	#	%
Asian	1	0.5%			1	0.5%							1	0.5%			1	0.5%
American Indian / Alaskan Native																		
Black or African American	1	0.5%	5	2.4%	6	2.9%	4	1.9%	17	8.3%	21	10.2%	5	2.4%	22	10.7%	27	13.1%
Hispanic	1	0.5%	1	0.5%	2	1.0%	1	0.5%			1	0.5%	2	1.0%	1	0.5%	3	1.5%
White	19	9.2%	16	7.8%	35	17.0%	62	30.1%	60	29.1%	122	59.2%	81	39.3%	76	36.9%	157	76.2%
Native Hawaiian or Pacific Islander																		
Unknown	2	1.0%	4	1.9%	6	2.9%	8	3.9%	4	1.9%	12	5.8%	10	4.9%	8	3.9%	18	8.7%
Totals	24	11.7%	26	12.6%	50	24.3%	75	36.4%	81	39.3%	156	75.7%	99	48.1%	107	51.9%	206	100.0%



Associate in General Studies

Spring 2021

CIP Code: 24.0102

Curriculum Code:

AGS 1996

Program:

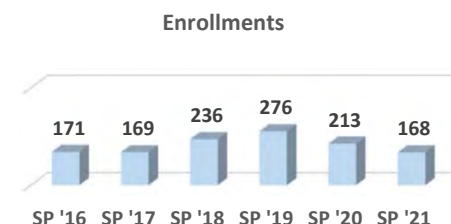
AGS

Total Enrollment:	168	100.0%	Male:	28	16.7%	FT:	49	29.2%	Avg Age:	26.8
Minority:	30	17.9%	Female:	140	83.3%	PT:	119	70.8%	Feeder Enrl:	74 44.0%

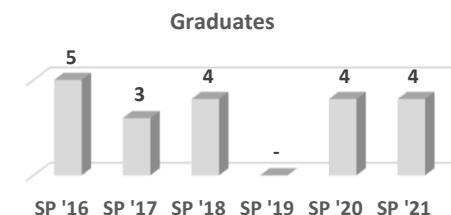
Feeder H.S. Enrollees	#	%
Carbondale	16	9.5%
Cartersville	5	3.0%
Crab Orchard	2	1.2%
DuQuoin	3	1.8%
Elverado	2	1.2%
Herrin	12	7.1%
Johnston City	1	0.6%
Marion	14	8.3%
Murphysboro	10	6.0%
West Frankfort	6	3.6%
Trico	3	1.8%
Feeder H.S. Total	74	44.0%
Agape Christian		
GED	20	11.9%

Age	#	%
< = 17	3	1.8%
18-20	53	31.5%
21-25	43	25.6%
26-30	29	17.3%
31-40	26	15.5%
41-50	11	6.5%
51-60	3	1.8%
61-70		
71-80		
81+		
Unk		
Total	168	100.0%
Avg	26.8	
<21	56	33.3%
>60		

Enrollments	
SP '16	171
SP '17	169
SP '18	236
SP '19	276
SP '20	213
SP '21	168



Graduates	
SP '16	5
SP '17	3
SP '18	4
SP '19	-
SP '20	4
SP '21	4



Demographics	Male						Female						Grand Total					
	Full-time		Part-time		Male Total		Full-time		Part-time		Female Total		Full-time		Part-time		Grand Total	
	#	%	#	%	#	%	#	%	#	%	#	%	#	%	#	%	#	%
Asian	1	0.6%			1	0.6%							1	0.6%			1	0.6%
American Indian / Alaskan Native									1	0.6%	1	0.6%			1	0.6%	1	0.6%
Black or African American	1	0.6%	5	3.0%	6	3.6%	1	0.6%	19	11.3%	20	11.9%	2	1.2%	24	14.3%	26	15.5%
Hispanic	1	0.6%			1	0.6%			1	0.6%	1	0.6%	1	0.6%	1	0.6%	2	1.2%
White	10	6.0%	8	4.8%	18	10.7%	35	20.8%	78	46.4%	113	67.3%	45	26.8%	86	51.2%	131	78.0%
Native Hawaiian or Pacific Islander																		
Unknown			2	1.2%	2	1.2%			5	3.0%	5	3.0%			7	4.2%	7	4.2%
Totals	13	7.7%	15	8.9%	28	16.7%	36	21.4%	104	61.9%	140	83.3%	49	29.2%	119	70.8%	168	100.0%

JOHN A. LOGAN COLLEGE

FY 2020 – 21

*John A. Logan College - Program Data
2-Year Associate in Applied Science*



2-Year Associate in Applied Science

Accounting

CIP Code: **52.0301**

Curriculum Code: **00ACC0001**



Accounting

CIP Code: 52.0301

Curriculum Code: 00ACC0001

Program: AAS

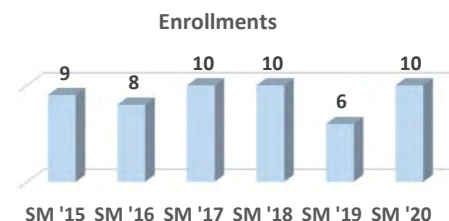
Summer 2020

Total Enrollment:	10	100.0%	Male:	4	40.0%	FT:	5	50.0%	Avg Age:	29.8
Minority:	1	10.0%	Female:	6	60.0%	PT:	5	50.0%	Feeder Enrl:	4 40.0%

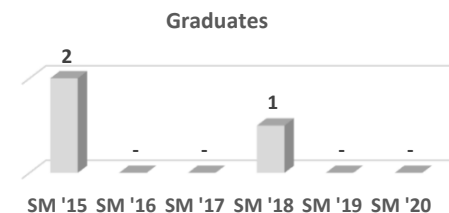
Feeder H.S. Enrollees	#	%
Carbondale	1	10.0%
Carterville	1	10.0%
Crab Orchard		
DuQuoin		
Elverado		
Herrin		
Johnston City		
Marion	1	10.0%
Murphysboro	1	10.0%
West Frankfort		
Trico		
Feeder H.S. Total	4	40.0%
Agape Christian		
GED	1	10.0%

Age	#	%
< = 17		
18-20	1	10.0%
21-25	4	40.0%
26-30	3	30.0%
31-40		
41-50	1	10.0%
51-60	1	10.0%
61-70		
71-80		
81+		
Unk		
Total	10	100.0%
Avg	29.8	
<21	1	10.0%
>=60		

Enrollments	
SM '15	9
SM '16	8
SM '17	10
SM '18	10
SM '19	6
SM '20	10



Graduates	
SM '15	2
SM '16	-
SM '17	-
SM '18	1
SM '19	-
SM '20	-



Demographics	Male						Female						Grand Total					
	Full-time		Part-time		Male Total		Full-time		Part-time		Female Total		Full-time		Part-time		Grand Total	
	#	%	#	%	#	%	#	%	#	%	#	%	#	%	#	%	#	%
Asian																		
American Indian / Alaskan Native																		
Black or African American			1	10.0%	1	10.0%									1	10.0%	1	10.0%
Hispanic																		
White	1	10.0%	2	20.0%	3	30.0%	3	30.0%	2	20.0%	5	50.0%	4	40.0%	4	40.0%	8	80.0%
Native Hawaiian or Pacific Islander																		
Unknown							1	10.0%			1	10.0%	1	10.0%			1	10.0%
Totals	1	10.0%	3	30.0%	4	40.0%	4	40.0%	2	20.0%	6	60.0%	5	50.0%	5	50.0%	10	100.0%



Accounting

CIP Code: 52.0301

Curriculum Code: 00ACC0001

Program: AAS

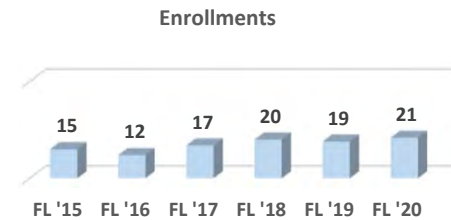
Fall 2020

Total Enrollment:	21	100.0%	Male:	11	52.4%	FT:	14	66.7%	Avg Age:	27.2
Minority:	4	19.0%	Female:	10	47.6%	PT:	7	33.3%	Feeder Enrl:	9 42.9%

Feeder H.S. Enrollees	#	%	Age	#	%
Carbondale			< = 17		
Carterville	2	9.5%	18-20	9	42.9%
Crab Orchard			21-25	4	19.0%
DuQuoin	1	4.8%	26-30	3	14.3%
Elverado			31-40	1	4.8%
Herrin			41-50	4	19.0%
Johnston City	2	9.5%	51-60		
Marion	1	4.8%	61-70		
Murphysboro	2	9.5%	71-80		
West Frankfort	1	4.8%	81+		
Trico			Unk		
Feeder H.S. Total	9	42.9%	Total	21	100.0%
Agape Christian			Avg	27.2	
GED			<21	9	42.9%
			>=60		

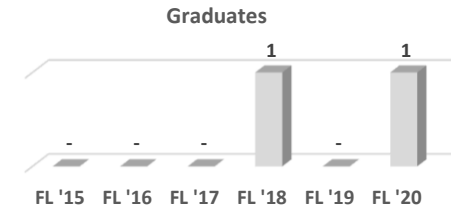
Enrollments

FL '15	15
FL '16	12
FL '17	17
FL '18	20
FL '19	19
FL '20	21



Graduates

FL '15	-
FL '16	-
FL '17	-
FL '18	1
FL '19	-
FL '20	1



Demographics	Male						Female						Grand Total					
	Full-time		Part-time		Male Total		Full-time		Part-time		Female Total		Full-time		Part-time		Grand Total	
	#	%	#	%	#	%	#	%	#	%	#	%	#	%	#	%	#	%
Asian									1	4.8%	1	4.8%			1	4.8%	1	4.8%
American Indian / Alaskan Native																		
Black or African American	1	4.8%	1	4.8%	2	9.5%							1	4.8%	1	4.8%	2	9.5%
Hispanic	1	4.8%			1	4.8%							1	4.8%			1	4.8%
White	8	38.1%			8	38.1%	3	14.3%	5	23.8%	8	38.1%	11	52.4%	5	23.8%	16	76.2%
Native Hawaiian or Pacific Islander																		
Unknown							1	4.8%			1	4.8%	1	4.8%			1	4.8%
Totals	10	47.6%	1	4.8%	11	52.4%	4	19.0%	6	28.6%	10	47.6%	14	66.7%	7	33.3%	21	100.0%



Accounting

CIP Code: 52.0301

Curriculum Code:

00ACC0001

Program:

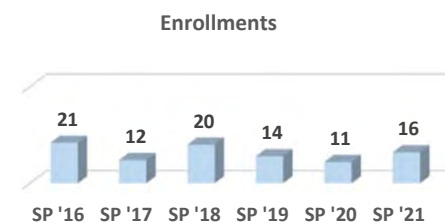
AAS

Spring 2021

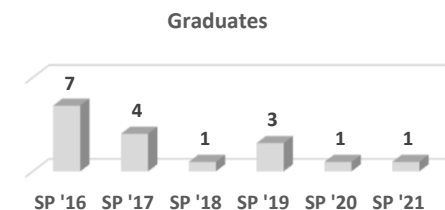
Total Enrollment:	16	100.0%	Male:	2	12.5%	FT:	5	31.3%	Avg Age:	33.3
Minority:	2	12.5%	Female:	14	87.5%	PT:	11	68.8%	Feeder Enrl:	8 50.0%

Feeder H.S. Enrollees	#	%	Age	#	%
Carbondale			< = 17		
Carterville			18-20	3	18.8%
Crab Orchard	1	6.3%	21-25	4	25.0%
DuQuoin	1	6.3%	26-30	2	12.5%
Elverado	1	6.3%	31-40	1	6.3%
Herrin			41-50	5	31.3%
Johnston City			51-60	1	6.3%
Marion	2	12.5%	61-70		
Murphysboro	3	18.8%	71-80		
West Frankfort			81+		
Trico			Unk		
Feeder H.S. Total	8	50.0%	Total	16	100.0%
Agape Christian			Avg	33.3	
GED	1	6.3%	<21	3	18.8%
			>=60		

Enrollments	
SP '16	21
SP '17	12
SP '18	20
SP '19	14
SP '20	11
SP '21	16



Graduates	
SP '16	7
SP '17	4
SP '18	1
SP '19	3
SP '20	1
SP '21	1



Demographics	Male						Female						Grand Total					
	Full-time		Part-time		Male Total		Full-time		Part-time		Female Total		Full-time		Part-time		Grand Total	
	#	%	#	%	#	%	#	%	#	%	#	%	#	%	#	%	#	%
Asian																		
American Indian / Alaskan Native																		
Black or African American	1	6.3%			1	6.3%			1	6.3%	1	6.3%	1	6.3%	1	6.3%	2	12.5%
Hispanic																		
White	1	6.3%			1	6.3%	3	18.8%	10	62.5%	13	81.3%	4	25.0%	10	62.5%	14	87.5%
Native Hawaiian or Pacific Islander																		
Unknown																		
Totals	2	12.5%			2	12.5%	3	18.8%	11	68.8%	14	87.5%	5	31.3%	11	68.8%	16	100.0%

2-Year Associate in Applied Science

Administrative Assistant

CIP Code: **52.0402**

Curriculum Code: **00BUS0009**



Administrative Assistant

Summer 2020

CIP Code: 52.0402

Curriculum Code: 00BUS0009

Program: AAS

Total Enrollment:

Male:

FT:

Avg Age:

Minority:

Female:

PT:

Feeder Enrl:

Feeder H.S. Enrollees

#

%

Age

#

%

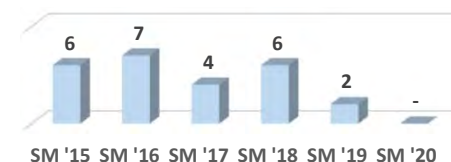
Enrollments

Carbondale
Carterville
Crab Orchard
DuQuoin
Elverado
Herrin
Johnston City
Marion
Murphysboro
West Frankfort
Trico

< = 17
18-20
21-25
26-30
31-40
41-50
51-60
61-70
71-80
81+

SM '15 6
SM '16 7
SM '17 4
SM '18 6
SM '19 2
SM '20 -

Enrollments



Feeder H.S. Total

Total

Avg

Agape Christian
GED

<21
>60

Graduates

SM '15 -
SM '16 -
SM '17 -
SM '18 -
SM '19 -
SM '20 -

Graduates



Demographics	Male						Female						Grand Total					
	Full-time		Part-time		Male Total		Full-time		Part-time		Female Total		Full-time		Part-time		Grand Total	
	#	%	#	%	#	%	#	%	#	%	#	%	#	%	#	%	#	%
Asian																		
American Indian / Alaskan Native																		
Black or African American																		
Hispanic																		
White																		
Native Hawaiian or Pacific Islander																		
Unknown																		
Totals																		



Administrative Assistant

Fall 2020

CIP Code: 52.0402

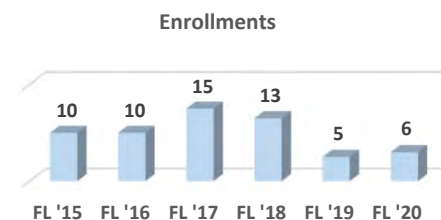
Curriculum Code: 00BUS0009

Program: AAS

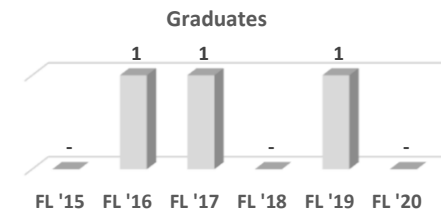
Total Enrollment:	6	100.0%	Male:		FT:	1	16.7%	Avg Age:	28.6		
Minority:	2	33.3%	Female:	6	100.0%	PT:	5	83.3%	Feeder Enrl:	2	33.3%

Feeder H.S. Enrollees	#	%	Age	#	%
Carbondale	1	16.7%	<= 17		
Carterville			18-20	1	16.7%
Crab Orchard			21-25	2	33.3%
DuQuoin	1	16.7%	26-30	2	33.3%
Elverado			31-40		
Herrin			41-50	1	16.7%
Johnston City			51-60		
Marion			61-70		
Murphysboro			71-80		
West Frankfort			81+		
Trico			Unk		
Feeder H.S. Total	2	33.3%	Total	6	100.0%
Agape Christian	1	16.7%	Avg	28.6	
GED			<21	1	16.7%
			>60		

Enrollments	
FL '15	10
FL '16	10
FL '17	15
FL '18	13
FL '19	5
FL '20	6



Graduates	
FL '15	-
FL '16	1
FL '17	1
FL '18	-
FL '19	1
FL '20	-



Demographics	Male						Female						Grand Total					
	Full-time		Part-time		Male Total		Full-time		Part-time		Female Total		Full-time		Part-time		Grand Total	
	#	%	#	%	#	%	#	%	#	%	#	%	#	%	#	%	#	%
Asian																		
American Indian / Alaskan Native																		
Black or African American									2	33.3%	2	33.3%			2	33.3%	2	33.3%
Hispanic																		
White							1	16.7%	3	50.0%	4	66.7%	1	16.7%	3	50.0%	4	66.7%
Native Hawaiian or Pacific Islander																		
Unknown																		
Totals							1	16.7%	5	83.3%	6	100.0%	1	16.7%	5	83.3%	6	100.0%



Administrative Assistant

Spring 2021

CIP Code: 52.0402

Curriculum Code: 00BUS0009

Program: AAS

Total Enrollment: 10 100.0%

Male: 10 100.0%

FT: 6 60.0%

Avg Age: 39.0

Minority:

Female: 10 100.0%

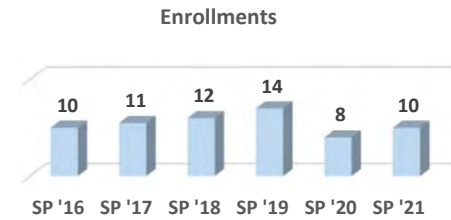
PT: 4 40.0%

Feeder Enrl: 5 50.0%

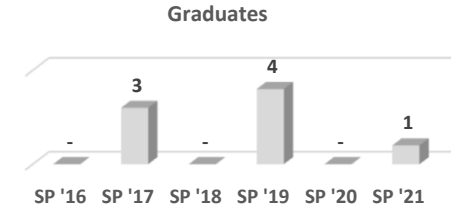
Feeder H.S. Enrollees	#	%
Carbondale	1	10.0%
Cartersville		
Crab Orchard		
DuQuoin		
Elverado	1	10.0%
Herrin	1	10.0%
Johnston City	1	10.0%
Marion		
Murphysboro		
West Frankfort	1	10.0%
Trico		
Feeder H.S. Total	5	50.0%
Agape Christian		
GED	1	10.0%

Age	#	%
< = 17		
18-20	1	10.0%
21-25	1	10.0%
26-30	1	10.0%
31-40	2	20.0%
41-50	4	40.0%
51-60	1	10.0%
61-70		
71-80		
81+		
Unk		
Total	10	100.0%
Avg	39.0	
<21	1	10.0%
>60		

Enrollments	#
SP '16	10
SP '17	11
SP '18	12
SP '19	14
SP '20	8
SP '21	10



Graduates	#
SP '16	-
SP '17	3
SP '18	-
SP '19	4
SP '20	-
SP '21	1



Demographics	Male						Female						Grand Total					
	Full-time		Part-time		Male Total		Full-time		Part-time		Female Total		Full-time		Part-time		Grand Total	
	#	%	#	%	#	%	#	%	#	%	#	%	#	%	#	%	#	%
Asian																		
American Indian / Alaskan Native																		
Black or African American																		
Hispanic																		
White							6	60.0%	4	40.0%	10	100.0%	6	60.0%	4	40.0%	10	100.0%
Native Hawaiian or Pacific Islander																		
Unknown																		
Totals							6	60.0%	4	40.0%	10	100.0%	6	60.0%	4	40.0%	10	100.0%

2-Year Associate in Applied Science

ASL/Deaf Studies

CIP Code: **16.1603**

Curriculum Code: **IPP 2009**



ASL/Deaf Studies

CIP Code: 16.1603

Curriculum Code:

IPP 2009

Program:

AAS

Summer 2020

Total Enrollment: 4 100.0%

Male: 4 100.0%

FT: 1 25.0%

Avg Age: 24.7

Minority:

Female: 4 100.0%

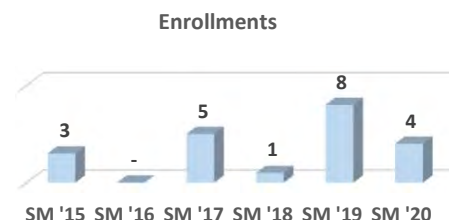
PT: 3 75.0%

Feeder Enrl: 1 25.0%

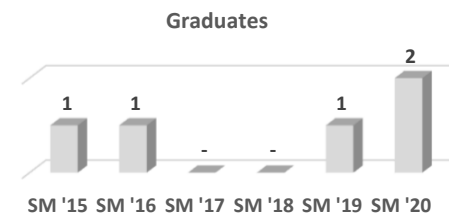
Feeder H.S. Enrollees	#	%
Carbondale		
Carterville		
Crab Orchard		
DuQuoin		
Elverado		
Herrin	1	25.0%
Johnston City		
Marion		
Murphysboro		
West Frankfort		
Trico		
Feeder H.S. Total	1	25.0%
Agape Christian		
GED		

Age	#	%
< = 17		
18-20	1	25.0%
21-25	2	50.0%
26-30		
31-40	1	25.0%
41-50		
51-60		
61-70		
71-80		
81+		
Unk		
Total	4	100.0%
Avg	24.7	
<21	1	25.0%
>60		

Enrollments	
SM '15	3
SM '16	-
SM '17	5
SM '18	1
SM '19	8
SM '20	4



Graduates	
SM '15	1
SM '16	1
SM '17	-
SM '18	-
SM '19	1
SM '20	2



Demographics	Male						Female						Grand Total					
	Full-time		Part-time		Male Total		Full-time		Part-time		Female Total		Full-time		Part-time		Grand Total	
	#	%	#	%	#	%	#	%	#	%	#	%	#	%	#	%	#	%
Asian																		
American Indian / Alaskan Native																		
Black or African American																		
Hispanic																		
White									3	75.0%	3	75.0%			3	75.0%	3	75.0%
Native Hawaiian or Pacific Islander																		
Unknown							1	25.0%			1	25.0%	1	25.0%			1	25.0%
Totals							1	25.0%	3	75.0%	4	100.0%	1	25.0%	3	75.0%	4	100.0%



ASL/Deaf Studies

Fall 2020

CIP Code: 16.1603

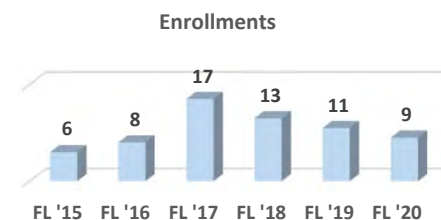
Curriculum Code: IPP 2009

Program: AAS

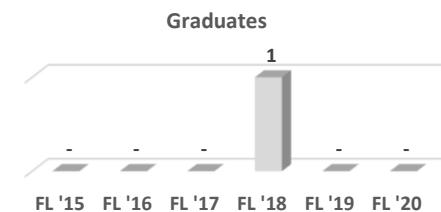
Total Enrollment:	9	100.0%	Male:		FT:	3	33.3%	Avg Age:	25.1		
Minority:	1	11.1%	Female:	9	100.0%	PT:	6	66.7%	Feeder Enrl:	3	33.3%

Feeder H.S. Enrollees	#	%	Age	#	%
Carbondale	1	11.1%	<= 17		
Carterville	1	11.1%	18-20	2	22.2%
Crab Orchard			21-25	3	33.3%
DuQuoin			26-30	3	33.3%
Elverado			31-40	1	11.1%
Herrin			41-50		
Johnston City			51-60		
Marion			61-70		
Murphysboro			71-80		
West Frankfort	1	11.1%	81+		
Trico			Unk		
Feeder H.S. Total	3	33.3%	Total	9	100.0%
Agape Christian			Avg	25.1	
GED			<21	2	22.2%
			>60		

Enrollments	
FL '15	6
FL '16	8
FL '17	17
FL '18	13
FL '19	11
FL '20	9



Graduates	
FL '15	-
FL '16	-
FL '17	-
FL '18	1
FL '19	-
FL '20	-



Demographics	Male						Female						Grand Total					
	Full-time		Part-time		Male Total		Full-time		Part-time		Female Total		Full-time		Part-time		Grand Total	
	#	%	#	%	#	%	#	%	#	%	#	%	#	%	#	%	#	%
Asian																		
American Indian / Alaskan Native																		
Black or African American							1	11.1%			1	11.1%	1	11.1%			1	11.1%
Hispanic																		
White							2	22.2%	6	66.7%	8	88.9%	2	22.2%	6	66.7%	8	88.9%
Native Hawaiian or Pacific Islander																		
Unknown																		
Totals							3	33.3%	6	66.7%	9	100.0%	3	33.3%	6	66.7%	9	100.0%



ASL/Deaf Studies

Spring 2021

CIP Code: 16.1603

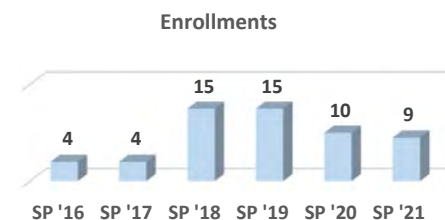
Curriculum Code: IPP 2009

Program: AAS

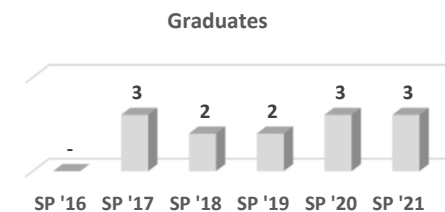
Total Enrollment:	9	100.0%	Male:		FT:	5	55.6%	Avg Age:	25.0		
Minority:	1	11.1%	Female:	9	100.0%	PT:	4	44.4%	Feeder Enrl:	4	44.4%

Feeder H.S. Enrollees	#	%	Age	#	%
Carbondale			< = 17		
Carterville	1	11.1%	18-20	3	33.3%
Crab Orchard			21-25	1	11.1%
DuQuoin			26-30	4	44.4%
Elverado			31-40	1	11.1%
Herrin			41-50		
Johnston City			51-60		
Marion	2	22.2%	61-70		
Murphysboro	1	11.1%	71-80		
West Frankfort			81+		
Trico			Unk		
Feeder H.S. Total	4	44.4%	Total	9	100.0%
Agape Christian			Avg	25.0	
GED	1	11.1%	<21	3	33.3%
			>60		

Enrollments	
SP '16	4
SP '17	4
SP '18	15
SP '19	15
SP '20	10
SP '21	9



Graduates	
SP '16	-
SP '17	3
SP '18	2
SP '19	2
SP '20	3
SP '21	3



Demographics	Male						Female						Grand Total					
	Full-time		Part-time		Male Total		Full-time		Part-time		Female Total		Full-time		Part-time		Grand Total	
	#	%	#	%	#	%	#	%	#	%	#	%	#	%	#	%	#	%
Asian																		
American Indian / Alaskan Native																		
Black or African American							1	11.1%			1	11.1%	1	11.1%			1	11.1%
Hispanic																		
White							4	44.4%	4	44.4%	8	88.9%	4	44.4%	4	44.4%	8	88.9%
Native Hawaiian or Pacific Islander																		
Unknown																		
Totals							5	55.6%	4	44.4%	9	100.0%	5	55.6%	4	44.4%	9	100.0%

2-Year Associate in Applied Science

Auto Collision Technology

CIP Code: **47.0603**

Curriculum Code: **ACT 2004**



Auto Collision Technology

Summer 2020

CIP Code: 47.0603

Curriculum Code:

ACT 2004

Program:

AAS

Total Enrollment: 2 100.0%

Male: 2 100.0%

FT: 1 50.0%

Avg Age: 21.6

Minority:

Female:

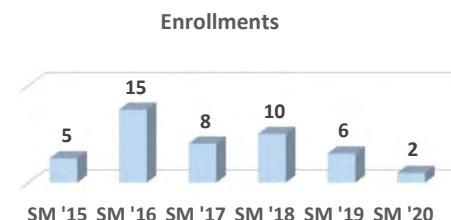
PT: 1 50.0%

Feeder Enrl: 2 100.0%

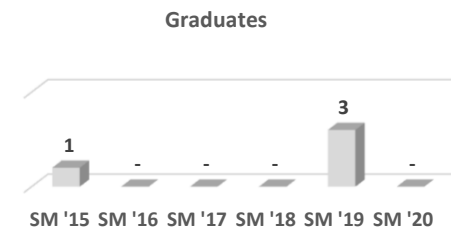
Feeder H.S. Enrollees	#	%
Carbondale		
Carterville		
Crab Orchard		
DuQuoin		
Elverado		
Herrin	2	100.0%
Johnston City		
Marion		
Murphysboro		
West Frankfort		
Trico		
Feeder H.S. Total	2	100.0%
Agape Christian		
GED		

Age	#	%
< = 17		
18-20	1	50.0%
21-25	1	50.0%
26-30		
31-40		
41-50		
51-60		
61-70		
71-80		
81+		
Unk		
Total	2	100.0%
Avg	21.6	
<21	1	50.0%
>60		

Enrollments	
SM '15	5
SM '16	15
SM '17	8
SM '18	10
SM '19	6
SM '20	2



Graduates	
SM '15	1
SM '16	-
SM '17	-
SM '18	-
SM '19	3
SM '20	-



Demographics	Male						Female						Grand Total					
	Full-time		Part-time		Male Total		Full-time		Part-time		Female Total		Full-time		Part-time		Grand Total	
	#	%	#	%	#	%	#	%	#	%	#	%	#	%	#	%	#	%
Asian																		
American Indian / Alaskan Native																		
Black or African American																		
Hispanic																		
White	1	50.0%	1	50.0%	2	100.0%							1	50.0%	1	50.0%	2	100.0%
Native Hawaiian or Pacific Islander																		
Unknown																		
Totals	1	50.0%	1	50.0%	2	100.0%							1	50.0%	1	50.0%	2	100.0%



Auto Collision Technology

Fall 2020

CIP Code: 47.0603

Curriculum Code:

ACT 2004

Program:

AAS

Total Enrollment: 16 100.0%

Male: 16 100.0%

FT: 8 50.0%

Avg Age: 36.8

Minority:

Female:

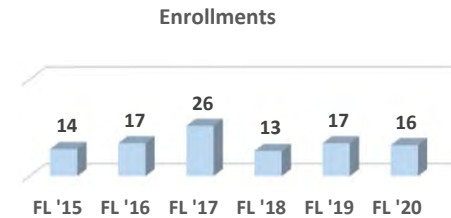
PT: 8 50.0%

Feeder Enrl: 7 43.8%

Feeder H.S. Enrollees	#	%	Age	#	%
Carbondale			<= 17		
Carterville			18-20	7	43.8%
Crab Orchard			21-25	3	18.8%
DuQuoin	1	6.3%	26-30		
Elverado			31-40		
Herrin	1	6.3%	41-50	1	6.3%
Johnston City			51-60	1	6.3%
Marion	2	12.5%	61-70	2	12.5%
Murphysboro	1	6.3%	71-80	2	12.5%
West Frankfort	1	6.3%	81+		
Trico	1	6.3%	Unk		
Feeder H.S. Total	7	43.8%	Total	16	100.0%
Agape Christian			Avg	36.8	
GED	1	6.3%	<21	7	43.8%
			>60	4	25.0%

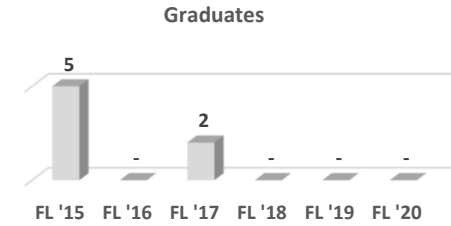
Enrollments

FL '15	14
FL '16	17
FL '17	26
FL '18	13
FL '19	17
FL '20	16



Graduates

FL '15	5
FL '16	-
FL '17	2
FL '18	-
FL '19	-
FL '20	-



Demographics	Male						Female						Grand Total					
	Full-time		Part-time		Male Total		Full-time		Part-time		Female Total		Full-time		Part-time		Grand Total	
	#	%	#	%	#	%	#	%	#	%	#	%	#	%	#	%	#	%
Asian																		
American Indian / Alaskan Native																		
Black or African American																		
Hispanic																		
White	7	43.8%	8	50.0%	15	93.8%							7	43.8%	8	50.0%	15	93.8%
Native Hawaiian or Pacific Islander																		
Unknown	1	6.3%			1	6.3%							1	6.3%			1	6.3%
Totals	8	50.0%	8	50.0%	16	100.0%							8	50.0%	8	50.0%	16	100.0%



Auto Collision Technology

Spring 2021

CIP Code: 47.0603

Curriculum Code: ACT 2004

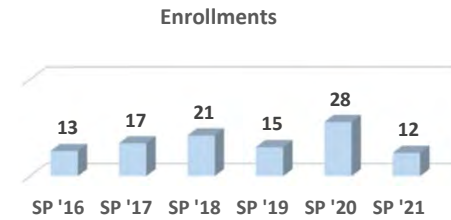
Program: AAS

Total Enrollment:	12	100.0%	Male:	12	100.0%	FT:	6	50.0%	Avg Age:	32.0
Minority:			Female:			PT:	6	50.0%	Feeder Enrl:	6 50.0%

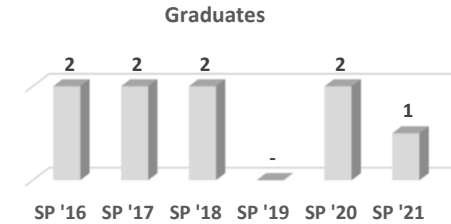
Feeder H.S. Enrollees	#	%
Carbondale	1	8.3%
Carterville	1	8.3%
Crab Orchard		
DuQuoin		
Elverado	1	8.3%
Herrin	2	16.7%
Johnston City	1	8.3%
Marion		
Murphysboro		
West Frankfort		
Trico		
Feeder H.S. Total	6	50.0%
Agape Christian		
GED		

Age	#	%
< = 17		
18-20	4	33.3%
21-25	5	41.7%
26-30		
31-40		
41-50	1	8.3%
51-60		
61-70	1	8.3%
71-80	1	8.3%
81+		
Unk		
Total	12	100.0%
Avg	32.0	
<21	4	33.3%
>60	2	16.7%

Enrollments	#
SP '16	13
SP '17	17
SP '18	21
SP '19	15
SP '20	28
SP '21	12



Graduates	#
SP '16	2
SP '17	2
SP '18	2
SP '19	-
SP '20	2
SP '21	1



Demographics	Male						Female						Grand Total					
	Full-time		Part-time		Male Total		Full-time		Part-time		Female Total		Full-time		Part-time		Grand Total	
	#	%	#	%	#	%	#	%	#	%	#	%	#	%	#	%	#	%
Asian																		
American Indian / Alaskan Native																		
Black or African American																		
Hispanic																		
White	6	50.0%	5	41.7%	11	91.7%							6	50.0%	5	41.7%	11	91.7%
Native Hawaiian or Pacific Islander																		
Unknown			1	8.3%	1	8.3%									1	8.3%	1	8.3%
Totals	6	50.0%	6	50.0%	12	100.0%							6	50.0%	6	50.0%	12	100.0%

2-Year Associate in Applied Science

Automotive Services Technology

CIP Code: 47.0604

Curriculum Code: 00AST0004



Automotive Services Technology

Summer 2020

CIP Code: 47.0604

Curriculum Code: 00AST0004

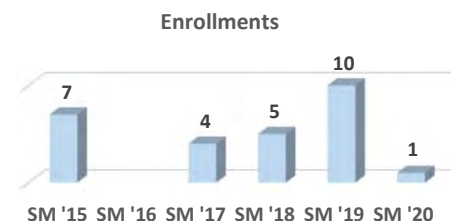
Program: AAS

Total Enrollment:	1	100.0%	Male:	1	100.0%	FT:		Avg Age:	23.2
Minority:	1	100.0%	Female:			PT:	1 100.0%	Feeder Enrl:	1 100.0%

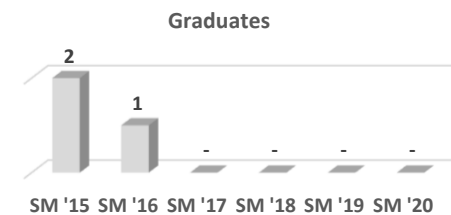
Feeder H.S. Enrollees	#	%
Carbondale	1	100.0%
Carterville		
Crab Orchard		
DuQuoin		
Elverado		
Herrin		
Johnston City		
Marion		
Murphysboro		
West Frankfort		
Trico		
Feeder H.S. Total	1	100.0%
Agape Christian		
GED		

Age	#	%
< = 17		
18-20		
21-25	1	100.0%
26-30		
31-40		
41-50		
51-60		
61-70		
71-80		
81+		
Unk		
Total	1	100.0%
Avg	23.2	
<21		
>60		

Enrollments	
SM '15	7
SM '16	
SM '17	4
SM '18	5
SM '19	10
SM '20	1



Graduates	
SM '15	2
SM '16	1
SM '17	-
SM '18	-
SM '19	-
SM '20	-



Demographics	Male						Female						Grand Total					
	Full-time		Part-time		Male Total		Full-time		Part-time		Female Total		Full-time		Part-time		Grand Total	
	#	%	#	%	#	%	#	%	#	%	#	%	#	%	#	%	#	%
Asian																		
American Indian / Alaskan Native																		
Black or African American			1	100.0%	1	100.0%									1	100.0%	1	100.0%
Hispanic																		
White																		
Native Hawaiian or Pacific Islander																		
Unknown																		
Totals			1	100.0%	1	100.0%									1	100.0%	1	100.0%



Automotive Services Technology

Fall 2020

CIP Code: 47.0604

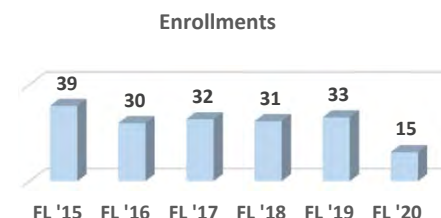
Curriculum Code: 00AST0004

Program: AAS

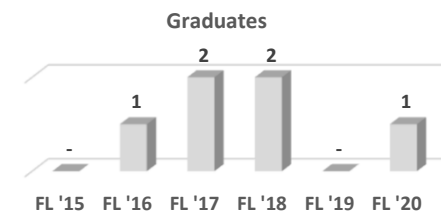
Total Enrollment:	15	100.0%	Male:	14	93.3%	FT:	13	86.7%	Avg Age:	25.8
Minority:	1	6.7%	Female:	1	6.7%	PT:	2	13.3%	Feeder Enrl:	6 40.0%

Feeder H.S. Enrollees	#	%	Age	#	%
Carbondale	1	6.7%	< = 17		
Carterville	1	6.7%	18-20	9	60.0%
Crab Orchard			21-25	2	13.3%
DuQuoin	1	6.7%	26-30	1	6.7%
Elverado			31-40	1	6.7%
Herrin			41-50	1	6.7%
Johnston City			51-60	1	6.7%
Marion	1	6.7%	61-70		
Murphysboro	1	6.7%	71-80		
West Frankfort			81+		
Trico	1	6.7%	Unk		
Feeder H.S. Total	6	40.0%	Total	15	100.0%
Agape Christian			Avg	25.8	
GED			<21	9	60.0%
			>60		

Enrollments	
FL '15	39
FL '16	30
FL '17	32
FL '18	31
FL '19	33
FL '20	15



Graduates	
FL '15	-
FL '16	1
FL '17	2
FL '18	2
FL '19	-
FL '20	1



Demographics	Male						Female						Grand Total					
	Full-time		Part-time		Male Total		Full-time		Part-time		Female Total		Full-time		Part-time		Grand Total	
	#	%	#	%	#	%	#	%	#	%	#	%	#	%	#	%	#	%
Asian																		
American Indian / Alaskan Native																		
Black or African American																		
Hispanic	1	6.7%			1	6.7%							1	6.7%			1	6.7%
White	9	60.0%	2	13.3%	11	73.3%	1	6.7%			1	6.7%	10	66.7%	2	13.3%	12	80.0%
Native Hawaiian or Pacific Islander																		
Unknown	2	13.3%			2	13.3%							2	13.3%			2	13.3%
Totals	12	80.0%	2	13.3%	14	93.3%	1	6.7%			1	6.7%	13	86.7%	2	13.3%	15	100.0%



Automotive Services Technology

Spring 2021

CIP Code: 47.0604

Curriculum Code:

00AST0004

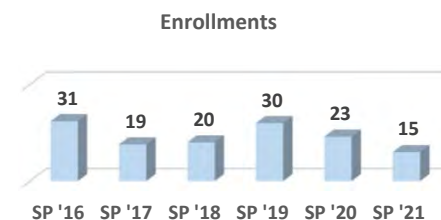
Program:

AAS

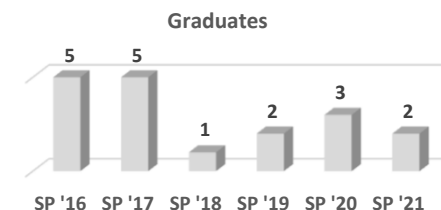
Total Enrollment:	15	100.0%	Male:	13	86.7%	FT:	11	73.3%	Avg Age:	27.3
Minority:	2	13.3%	Female:	2	13.3%	PT:	4	26.7%	Feeder Enrl:	6 40.0%

Feeder H.S. Enrollees	#	%	Age	#	%
Carbondale	3	20.0%	< = 17		
Carterville	1	6.7%	18-20	8	53.3%
Crab Orchard			21-25	2	13.3%
DuQuoin	1	6.7%	26-30	1	6.7%
Elverado			31-40	2	13.3%
Herrin			41-50	1	6.7%
Johnston City	1	6.7%	51-60	1	6.7%
Marion			61-70		
Murphysboro			71-80		
West Frankfort			81+		
Trico			Unk		
Feeder H.S. Total	6	40.0%	Total	15	100.0%
Agape Christian			Avg	27.3	
GED	3	20.0%	<21	8	53.3%
			>60		

Enrollments	
SP '16	31
SP '17	19
SP '18	20
SP '19	30
SP '20	23
SP '21	15



Graduates	
SP '16	5
SP '17	5
SP '18	1
SP '19	2
SP '20	3
SP '21	2



Demographics	Male						Female						Grand Total					
	Full-time		Part-time		Male Total		Full-time		Part-time		Female Total		Full-time		Part-time		Grand Total	
	#	%	#	%	#	%	#	%	#	%	#	%	#	%	#	%	#	%
Asian																		
American Indian / Alaskan Native																		
Black or African American	1	6.7%			1	6.7%							1	6.7%			1	6.7%
Hispanic			1	6.7%	1	6.7%									1	6.7%	1	6.7%
White	8	53.3%	2	13.3%	10	66.7%	1	6.7%	1	6.7%	2	13.3%	9	60.0%	3	20.0%	12	80.0%
Native Hawaiian or Pacific Islander																		
Unknown	1	6.7%			1	6.7%							1	6.7%			1	6.7%
Totals	10	66.7%	3	20.0%	13	86.7%	1	6.7%	1	6.7%	2	13.3%	11	73.3%	4	26.7%	15	100.0%

2-Year Associate in Applied Science

Biomedical Electronics Technology

CIP Code: **15.0401**

Curriculum Code: **00ELT3023**



Biomedical Electronics Technology

Summer 2020

CIP Code: 15.0401

Curriculum Code:

00ELT3023

Program:

AAS

Total Enrollment:

Male:

FT:

Avg Age:

Minority:

Female:

PT:

Feeder Enrl:

Feeder H.S. Enrollees

#

%

Carbondale
Carterville
Crab Orchard
DuQuoin
Elverado
Herrin
Johnston City
Marion
Murphysboro
West Frankfort
Trico

Feeder H.S. Total

Agape Christian
GED

Age

#

%

< = 17
18-20
21-25
26-30
31-40
41-50
51-60
61-70
71-80
81+

Unk

Total

Avg

<21

>60

Enrollments

SM '15
SM '16
SM '17
SM '18
SM '19
SM '20

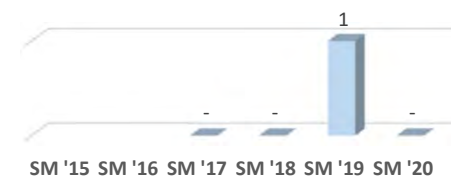
Enrollments



Graduates

SM '15
SM '16
SM '17
SM '18
SM '19
SM '20

Graduates



Demographics	Male						Female						Grand Total					
	Full-time		Part-time		Male Total		Full-time		Part-time		Female Total		Full-time		Part-time		Grand Total	
	#	%	#	%	#	%	#	%	#	%	#	%	#	%	#	%	#	%
Asian																		
American Indian / Alaskan Native																		
Black or African American																		
Hispanic																		
White																		
Native Hawaiian or Pacific Islander																		
Unknown																		
Totals																		



Biomedical Electronics Technology

Fall 2020

CIP Code: 15.0401

Curriculum Code: 00ELT3023

Program: AAS

Total Enrollment: 1 100.0%

Male: 1 100.0%

FT:

Avg Age: 30.8

Minority:

Female:

PT: 1 100.0%

Feeder Enrl:

Feeder H.S. Enrollees

%

Carbondale
Carterville
Crab Orchard
DuQuoin
Elverado
Herrin
Johnston City
Marion
Murphysboro
West Frankfort
Trico

Feeder H.S. Total

Agape Christian
GED

Age # %

< = 17
18-20
21-25
26-30 1 100.0%
31-40
41-50
51-60
61-70
71-80
81+
Unk

Total 1 100.0%

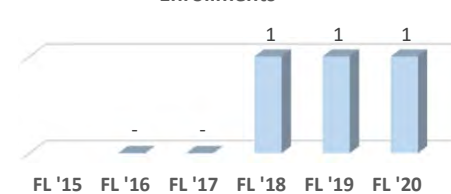
Avg 30.8

<21
>60

Enrollments

FL '15
FL '16 -
FL '17 -
FL '18 1
FL '19 1
FL '20 1

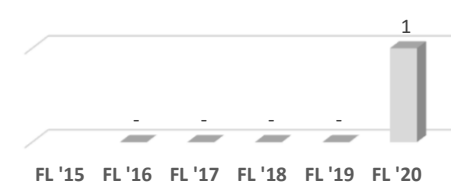
Enrollments



Graduates

FL '15
FL '16 -
FL '17 -
FL '18 -
FL '19 -
FL '20 1

Graduates



Demographics	Male						Female						Grand Total					
	Full-time		Part-time		Male Total		Full-time		Part-time		Female Total		Full-time		Part-time		Grand Total	
	#	%	#	%	#	%	#	%	#	%	#	%	#	%	#	%	#	%
Asian																		
American Indian / Alaskan Native																		
Black or African American																		
Hispanic																		
White			1	100.0%	1	100.0%									1	100.0%	1	100.0%
Native Hawaiian or Pacific Islander																		
Unknown																		
Totals			1	100.0%	1	100.0%									1	100.0%	1	100.0%



Biomedical Electronics Technology

Spring 2021

CIP Code: 15.0401

Curriculum Code: 00ELT3023

Program: AAS

Total Enrollment: 1 100.0%

Male: 1 100.0%

FT:

Avg Age: 31.2

Minority:

Female:

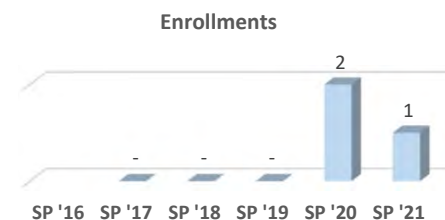
PT: 1 100.0%

Feeder Enrl:

Feeder H.S. Enrollees	#	%	Age	#	%
Carbondale			< = 17		
Cartersville			18-20		
Crab Orchard			21-25		
DuQuoin			26-30		
Elverado			31-40	1	100.0%
Herrin			41-50		
Johnston City			51-60		
Marion			61-70		
Murphysboro			71-80		
West Frankfort			81+		
Trico			Unk		
Feeder H.S. Total			Total	1	100.0%
			Avg	31.2	
Agape Christian			<21		
GED			>60		

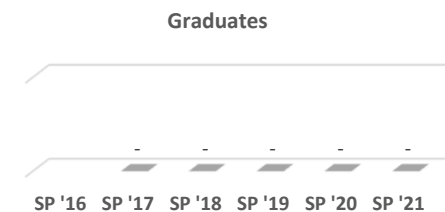
Enrollments

SP '16	
SP '17	-
SP '18	-
SP '19	-
SP '20	2
SP '21	1



Graduates

SP '16	
SP '17	-
SP '18	-
SP '19	-
SP '20	-
SP '21	-



Demographics	Male						Female						Grand Total					
	Full-time		Part-time		Male Total		Full-time		Part-time		Female Total		Full-time		Part-time		Grand Total	
	#	%	#	%	#	%	#	%	#	%	#	%	#	%	#	%	#	%
Asian																		
American Indian / Alaskan Native																		
Black or African American																		
Hispanic																		
White			1	100.0%	1	100.0%									1	100.0%	1	100.0%
Native Hawaiian or Pacific Islander																		
Unknown																		
Totals			1	100.0%	1	100.0%									1	100.0%	1	100.0%

2-Year Associate in Applied Science

Computer Forensics

CIP Code: **11.1003**

Curriculum Code: **CIS 2012**



Computer Forensics

Summer 2020

CIP Code:

11.1003

Curriculum Code:

CIS 2012

Program:

AAS

Total Enrollment: 9 100.0%

Male: 5 55.6%

FT: 3 33.3%

Avg Age: 27.6

Minority:

Female: 4 44.4%

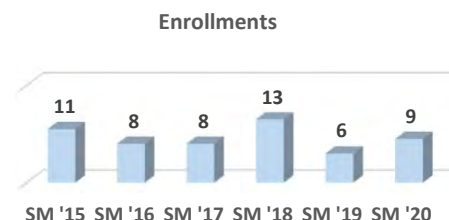
PT: 6 66.7%

Feeder Enrl: 4 44.4%

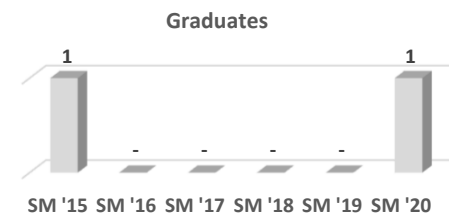
Feeder H.S. Enrollees	#	%
Carbondale		
Carterville		
Crab Orchard		
DuQuoin		
Elverado		
Herrin	1	11.1%
Johnston City		
Marion		
Murphysboro	1	11.1%
West Frankfort	2	22.2%
Trico		
Feeder H.S. Total	4	44.4%
Agape Christian	1	11.1%
GED	1	11.1%

Age	#	%
< = 17		
18-20	2	22.2%
21-25	3	33.3%
26-30	3	33.3%
31-40		
41-50		
51-60	1	11.1%
61-70		
71-80		
81+		
Unk		
Total	9	100.0%
Avg	27.6	
<21	2	22.2%
>60		

Enrollments	
SM '15	11
SM '16	8
SM '17	8
SM '18	13
SM '19	6
SM '20	9



Graduates	
SM '15	1
SM '16	-
SM '17	-
SM '18	-
SM '19	-
SM '20	1



Demographics	Male						Female						Grand Total					
	Full-time		Part-time		Male Total		Full-time		Part-time		Female Total		Full-time		Part-time		Grand Total	
	#	%	#	%	#	%	#	%	#	%	#	%	#	%	#	%	#	%
Asian																		
American Indian / Alaskan Native																		
Black or African American																		
Hispanic																		
White	1	11.1%	4	44.4%	5	55.6%	2	22.2%	2	22.2%	4	44.4%	3	33.3%	6	66.7%	9	100.0%
Native Hawaiian or Pacific Islander																		
Unknown																		
Totals	1	11.1%	4	44.4%	5	55.6%	2	22.2%	2	22.2%	4	44.4%	3	33.3%	6	66.7%	9	100.0%



Computer Forensics

Fall 2020

CIP Code: 11.1003

Curriculum Code: CIS 2012

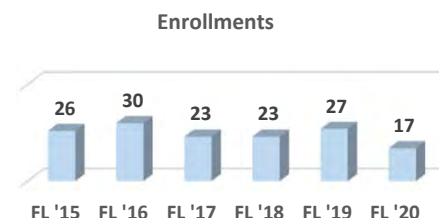
Program: AAS

Total Enrollment:	17	100.0%	Male:	10	58.8%	FT:	9	52.9%	Avg Age:	28.8
Minority:			Female:	7	41.2%	PT:	8	47.1%	Feeder Enrl:	7 41.2%

Feeder H.S. Enrollees	#	%	Age	#	%
Carbondale			< = 17		
Carterville	1	5.9%	18-20	3	17.6%
Crab Orchard			21-25	7	41.2%
DuQuoin	2	11.8%	26-30	4	23.5%
Elverado	1	5.9%	31-40		
Herrin			41-50	2	11.8%
Johnston City	1	5.9%	51-60	1	5.9%
Marion	2	11.8%	61-70		
Murphysboro			71-80		
West Frankfort			81+		
Trico			Unk		
Feeder H.S. Total	7	41.2%	Total	17	100.0%
Agape Christian			Avg	28.8	
GED	1	5.9%	<21	3	17.6%
			>60		

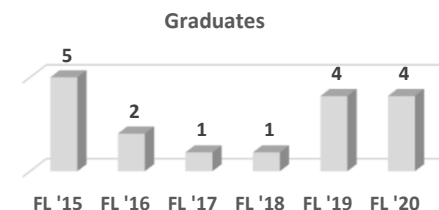
Enrollments

FL '15	26
FL '16	30
FL '17	23
FL '18	23
FL '19	27
FL '20	17



Graduates

FL '15	5
FL '16	2
FL '17	1
FL '18	1
FL '19	4
FL '20	4



Demographics	Male						Female						Grand Total					
	Full-time		Part-time		Male Total		Full-time		Part-time		Female Total		Full-time		Part-time		Grand Total	
	#	%	#	%	#	%	#	%	#	%	#	%	#	%	#	%	#	%
Asian																		
American Indian / Alaskan Native																		
Black or African American																		
Hispanic																		
White	5	29.4%	5	29.4%	10	58.8%	4	23.5%	3	17.6%	7	41.2%	9	52.9%	8	47.1%	17	100.0%
Native Hawaiian or Pacific Islander																		
Unknown																		
Totals	5	29.4%	5	29.4%	10	58.8%	4	23.5%	3	17.6%	7	41.2%	9	52.9%	8	47.1%	17	100.0%



Computer Forensics

CIP Code: 11.1003

Curriculum Code:

CIS 2012

Program:

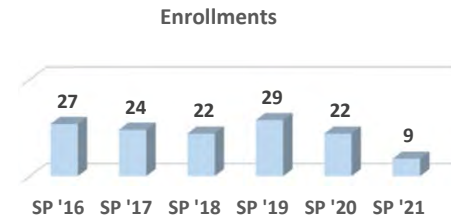
AAS

Spring 2021

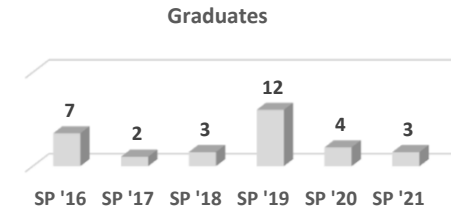
Total Enrollment:	9	100.0%	Male:	5	55.6%	FT:	6	66.7%	Avg Age:	23.1
Minority:	1	11.1%	Female:	4	44.4%	PT:	3	33.3%	Feeder Enrl:	5 55.6%

Feeder H.S. Enrollees	#	%	Age	#	%
Carbondale			< = 17		
Cartersville	2	22.2%	18-20	3	33.3%
Crab Orchard			21-25	4	44.4%
DuQuoin			26-30	2	22.2%
Elverado			31-40		
Herrin			41-50		
Johnston City	1	11.1%	51-60		
Marion			61-70		
Murphysboro	2	22.2%	71-80		
West Frankfort			81+		
Trico			Unk		
Feeder H.S. Total	5	55.6%	Total	9	100.0%
Agape Christian	1	11.1%	Avg	23.1	
GED	1	11.1%	<21	3	33.3%
			>60		

Enrollments	
SP '16	27
SP '17	24
SP '18	22
SP '19	29
SP '20	22
SP '21	9



Graduates	
SP '16	7
SP '17	2
SP '18	3
SP '19	12
SP '20	4
SP '21	3



Demographics	Male						Female						Grand Total					
	Full-time		Part-time		Male Total		Full-time		Part-time		Female Total		Full-time		Part-time		Grand Total	
	#	%	#	%	#	%	#	%	#	%	#	%	#	%	#	%	#	%
Asian																		
American Indian / Alaskan Native																		
Black or African American							1	11.1%			1	11.1%	1	11.1%			1	11.1%
Hispanic																		
White	3	33.3%	2	22.2%	5	55.6%	2	22.2%	1	11.1%	3	33.3%	5	55.6%	3	33.3%	8	88.9%
Native Hawaiian or Pacific Islander																		
Unknown																		
Totals	3	33.3%	2	22.2%	5	55.6%	3	33.3%	1	11.1%	4	44.4%	6	66.7%	3	33.3%	9	100.0%

2-Year Associate in Applied Science

Computer Information Systems

CIP Code: **11.0103**

Curriculum Code: **CIS 0400**



Computer Information Systems

Summer 2020

CIP Code: 11.0103

Curriculum Code:

CIS 0400

Program:

AAS

Total Enrollment: 6 100.0%

Male: 3 50.0%

FT: 3 50.0%

Avg Age: 31.9

Minority:

Female: 3 50.0%

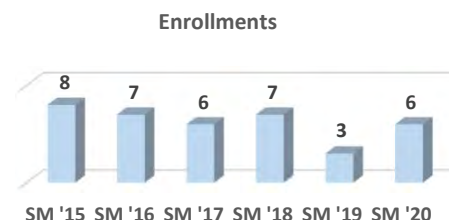
PT: 3 50.0%

Feeder Enrl: 3 50.0%

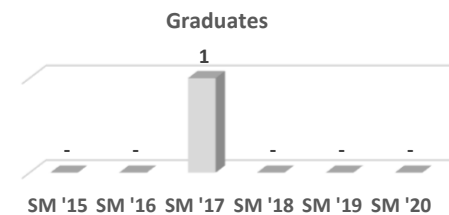
Feeder H.S. Enrollees	#	%
Carbondale		
Cartersville		
Crab Orchard		
DuQuoin	1	16.7%
Elverado		
Herrin		
Johnston City		
Marion		
Murphysboro		
West Frankfort	1	16.7%
Trico	1	16.7%
Feeder H.S. Total	3	50.0%
Agape Christian		
GED		

Age	#	%
< = 17		
18-20	2	33.3%
21-25	1	16.7%
26-30	1	16.7%
31-40	1	16.7%
41-50		
51-60		
61-70	1	16.7%
71-80		
81+		
Unk		
Total	6	100.0%
Avg	31.9	
<21	2	33.3%
>60	1	16.7%

Enrollments	
SM '15	8
SM '16	7
SM '17	6
SM '18	7
SM '19	3
SM '20	6



Graduates	
SM '15	-
SM '16	-
SM '17	1
SM '18	-
SM '19	-
SM '20	-



Demographics	Male						Female						Grand Total					
	Full-time		Part-time		Male Total		Full-time		Part-time		Female Total		Full-time		Part-time		Grand Total	
	#	%	#	%	#	%	#	%	#	%	#	%	#	%	#	%	#	%
Asian																		
American Indian / Alaskan Native																		
Black or African American																		
Hispanic																		
White	1	16.7%	1	16.7%	2	33.3%	2	33.3%	1	16.7%	3	50.0%	3	50.0%	2	33.3%	5	83.3%
Native Hawaiian or Pacific Islander																		
Unknown			1	16.7%	1	16.7%									1	16.7%	1	16.7%
Totals	1	16.7%	2	33.3%	3	50.0%	2	33.3%	1	16.7%	3	50.0%	3	50.0%	3	50.0%	6	100.0%



Computer Information Systems

Fall 2020

CIP Code: 11.0103

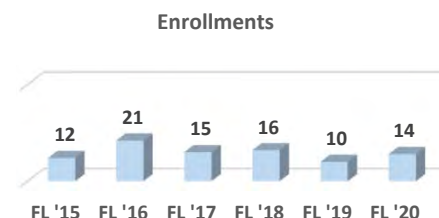
Curriculum Code: CIS 0400

Program: AAS

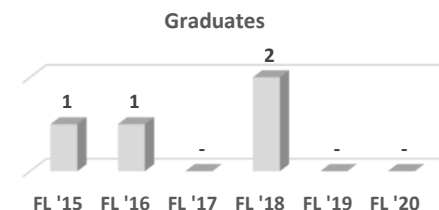
Total Enrollment:	14	100.0%	Male:	11	78.6%	FT:	8	57.1%	Avg Age:	25.1
Minority:	2	14.3%	Female:	3	21.4%	PT:	6	42.9%	Feeder Enrl:	4 28.6%

Feeder H.S. Enrollees	#	%	Age	#	%
Carbondale			<= 17		
Carterville			18-20	4	28.6%
Crab Orchard			21-25	4	28.6%
DuQuoin			26-30	4	28.6%
Elverado			31-40	2	14.3%
Herrin			41-50		
Johnston City	1	7.1%	51-60		
Marion	2	14.3%	61-70		
Murphysboro			71-80		
West Frankfort	1	7.1%	81+		
Trico			Unk		
Feeder H.S. Total	4	28.6%	Total	14	100.0%
Agape Christian			Avg	25.1	
GED	1	7.1%	<21	4	28.6%
			>60		

Enrollments	
FL '15	12
FL '16	21
FL '17	15
FL '18	16
FL '19	10
FL '20	14



Graduates	
FL '15	1
FL '16	1
FL '17	-
FL '18	2
FL '19	-
FL '20	-



Demographics	Male						Female						Grand Total					
	Full-time		Part-time		Male Total		Full-time		Part-time		Female Total		Full-time		Part-time		Grand Total	
	#	%	#	%	#	%	#	%	#	%	#	%	#	%	#	%	#	%
Asian	1	7.1%			1	7.1%							1	7.1%			1	7.1%
American Indian / Alaskan Native																		
Black or African American	1	7.1%			1	7.1%							1	7.1%			1	7.1%
Hispanic																		
White	5	35.7%	4	28.6%	9	64.3%	1	7.1%	2	14.3%	3	21.4%	6	42.9%	6	42.9%	12	85.7%
Native Hawaiian or Pacific Islander																		
Unknown																		
Totals	7	50.0%	4	28.6%	11	78.6%	1	7.1%	2	14.3%	3	21.4%	8	57.1%	6	42.9%	14	100.0%



Computer Information Systems

Spring 2021

CIP Code: 11.0103

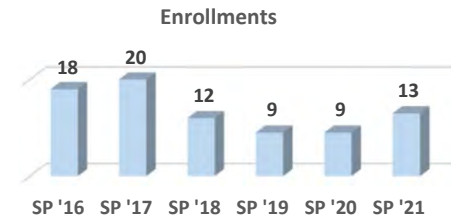
Curriculum Code: CIS 0400

Program: AAS

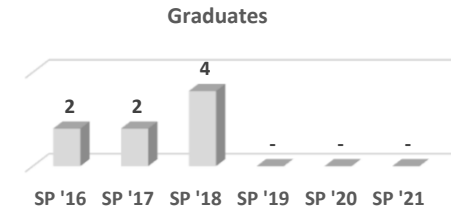
Total Enrollment:	13	100.0%	Male:	8	61.5%	FT:	8	61.5%	Avg Age:	26.7
Minority:	1	7.7%	Female:	5	38.5%	PT:	5	38.5%	Feeder Enrl:	5 38.5%

Feeder H.S. Enrollees	#	%	Age	#	%
Carbondale	2	15.4%	< = 17		
Cartersville			18-20	2	15.4%
Crab Orchard			21-25	6	46.2%
DuQuoin			26-30	2	15.4%
Elverado			31-40	2	15.4%
Herrin			41-50	1	7.7%
Johnston City			51-60		
Marion			61-70		
Murphysboro	1	7.7%	71-80		
West Frankfort			81+		
Trico	2	15.4%	Unk		
Feeder H.S. Total	5	38.5%	Total	13	100.0%
Agape Christian			Avg	26.7	
GED	2	15.4%	<21	2	15.4%
			>60		

Enrollments	
SP '16	18
SP '17	20
SP '18	12
SP '19	9
SP '20	9
SP '21	13



Graduates	
SP '16	2
SP '17	2
SP '18	4
SP '19	-
SP '20	-
SP '21	-



Demographics	Male						Female						Grand Total					
	Full-time		Part-time		Male Total		Full-time		Part-time		Female Total		Full-time		Part-time		Grand Total	
	#	%	#	%	#	%	#	%	#	%	#	%	#	%	#	%	#	%
Asian																		
American Indian / Alaskan Native																		
Black or African American							1	7.7%			1	7.7%	1	7.7%			1	7.7%
Hispanic																		
White	5	38.5%	3	23.1%	8	61.5%	2	15.4%	2	15.4%	4	30.8%	7	53.8%	5	38.5%	12	92.3%
Native Hawaiian or Pacific Islander																		
Unknown																		
Totals	5	38.5%	3	23.1%	8	61.5%	3	23.1%	2	15.4%	5	38.5%	8	61.5%	5	38.5%	13	100.0%

2-Year Associate in Applied Science

Computer Support & Networking

CIP Code: 47.0104

Curriculum Code: 00ELT3015



Computer Support & Networking

Summer 2020

CIP Code: 47.0104

Curriculum Code: 00ELT3015

Program: AAS

Total Enrollment: 1 100.0%

Male: 1 100.0%

FT: 1 100.0%

Avg Age: 25.2

Minority:

Female:

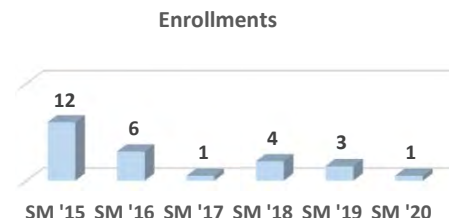
PT:

Feeder Enrl: 1 100.0%

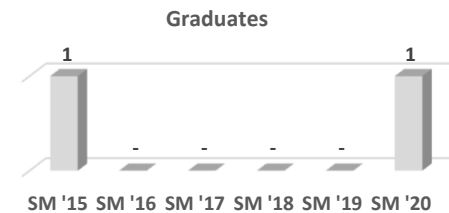
Feeder H.S. Enrollees	#	%
Carbondale		
Carterville		
Crab Orchard		
DuQuoin		
Elverado		
Herrin		
Johnston City		
Marion	1	100.0%
Murphysboro		
West Frankfort		
Trico		
Feeder H.S. Total	1	100.0%
Agape Christian		
GED		

Age	#	%
< = 17		
18-20		
21-25	1	100.0%
26-30		
31-40		
41-50		
51-60		
61-70		
71-80		
81+		
Unk		
Total	1	100.0%
Avg	25.2	
<21		
>60		

Enrollments	
SM '15	12
SM '16	6
SM '17	1
SM '18	4
SM '19	3
SM '20	1



Graduates	
SM '15	1
SM '16	-
SM '17	-
SM '18	-
SM '19	-
SM '20	1



Demographics	Male						Female						Grand Total					
	Full-time		Part-time		Male Total		Full-time		Part-time		Female Total		Full-time		Part-time		Grand Total	
	#	%	#	%	#	%	#	%	#	%	#	%	#	%	#	%	#	%
Asian																		
American Indian / Alaskan Native																		
Black or African American																		
Hispanic																		
White	1	100.0%			1	100.0%							1	100.0%			1	100.0%
Native Hawaiian or Pacific Islander																		
Unknown																		
Totals	1	100.0%			1	100.0%							1	100.0%			1	100.0%



Computer Support & Networking

Fall 2020

CIP Code: 47.0104

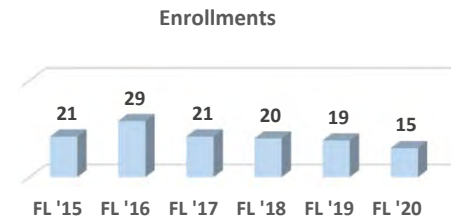
Curriculum Code: 00ELT3015

Program: AAS

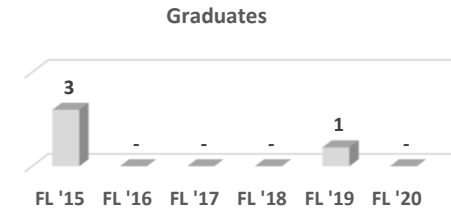
Total Enrollment:	15	100.0%	Male:	13	86.7%	FT:	11	73.3%	Avg Age:	23.6
Minority:	1	6.7%	Female:			PT:	4	26.7%	Feeder Enrl:	6 40.0%

Feeder H.S. Enrollees	#	%	Age	#	%
Carbondale	2	13.3%	< = 17		
Carterville	1	6.7%	18-20	8	53.3%
Crab Orchard			21-25	4	26.7%
DuQuoin	1	6.7%	26-30	1	6.7%
Elverado			31-40	2	13.3%
Herrin	1	6.7%	41-50		
Johnston City			51-60		
Marion			61-70		
Murphysboro			71-80		
West Frankfort			81+		
Trico	1	6.7%	Unk		
Feeder H.S. Total	6	40.0%	Total	15	100.0%
Agape Christian			Avg	23.6	
GED	1	6.7%	<21	8	53.3%
			>60		

Enrollments	
FL '15	21
FL '16	29
FL '17	21
FL '18	20
FL '19	19
FL '20	15



Graduates	
FL '15	3
FL '16	-
FL '17	-
FL '18	-
FL '19	1
FL '20	-



Demographics	Male						Female						Grand Total					
	Full-time		Part-time		Male Total		Full-time		Part-time		Female Total		Full-time		Part-time		Grand Total	
	#	%	#	%	#	%	#	%	#	%	#	%	#	%	#	%	#	%
Asian																		
American Indian / Alaskan Native	1	6.7%			1	6.7%							1	6.7%			1	6.7%
Black or African American																		
Hispanic																		
White	9	60.0%	3	20.0%	12	80.0%	1	6.7%	1	6.7%			10	66.7%	4	26.7%	14	93.3%
Native Hawaiian or Pacific Islander																		
Unknown																		
Totals	10	66.7%	3	20.0%	13	86.7%	1	6.7%	1	6.7%			11	73.3%	4	26.7%	15	100.0%



Computer Support & Networking

Spring 2021

CIP Code: 47.0104

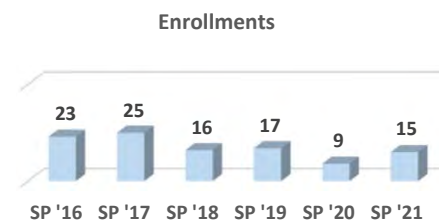
Curriculum Code: 00ELT3015

Program: AAS

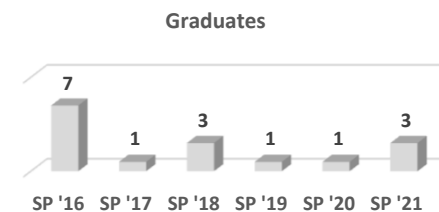
Total Enrollment:	15	100.0%	Male:	13	86.7%	FT:	13	86.7%	Avg Age:	20.9
Minority:	1	6.7%	Female:			PT:	2	13.3%	Feeder Enrl:	11 73.3%

Feeder H.S. Enrollees	#	%	Age	#	%
Carbondale			< = 17		
Cartersville	1	6.7%	18-20	11	73.3%
Crab Orchard			21-25	3	20.0%
DuQuoin	2	13.3%	26-30	1	6.7%
Elverado	1	6.7%	31-40		
Herrin	1	6.7%	41-50		
Johnston City	1	6.7%	51-60		
Marion	4	26.7%	61-70		
Murphysboro			71-80		
West Frankfort			81+		
Trico	1	6.7%	Unk		
Feeder H.S. Total	11	73.3%	Total	15	100.0%
Agape Christian	1	6.7%	Avg	20.9	
GED			<21	11	73.3%
			>60		

Enrollments	
SP '16	23
SP '17	25
SP '18	16
SP '19	17
SP '20	9
SP '21	15



Graduates	
SP '16	7
SP '17	1
SP '18	3
SP '19	1
SP '20	1
SP '21	3



Demographics	Male						Female						Grand Total					
	Full-time		Part-time		Male Total		Full-time		Part-time		Female Total		Full-time		Part-time		Grand Total	
	#	%	#	%	#	%	#	%	#	%	#	%	#	%	#	%	#	%
Asian																		
American Indian / Alaskan Native	1	6.7%			1	6.7%							1	6.7%			1	6.7%
Black or African American																		
Hispanic																		
White	10	66.7%	2	13.3%	12	80.0%	2	13.3%					12	80.0%	2	13.3%	14	93.3%
Native Hawaiian or Pacific Islander																		
Unknown																		
Totals	11	73.3%	2	13.3%	13	86.7%	2	13.3%					13	86.7%	2	13.3%	15	100.0%

2-Year Associate in Applied Science

Computer Support and Networking - IST

CIP Code: 47.0104

Curriculum Code: 00ELT3022



Computer Support and Networking - IST

Summer 2020

CIP Code: 47.0104

Curriculum Code:

00ELT3022

Program:

AAS

Total Enrollment: 1 100.0%

Male: 1 100.0%

FT:

Avg Age: 18.8

Minority:

Female:

PT:

1 100.0%

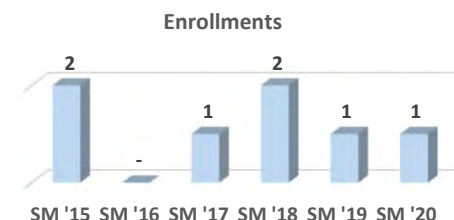
Feeder Enrl:

1 100.0%

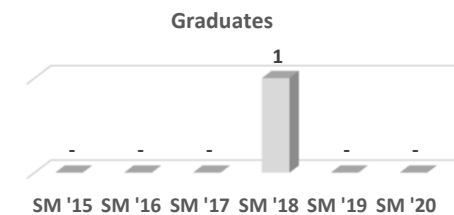
Feeder H.S. Enrollees	#	%
Carbondale		
Carterville		
Crab Orchard		
DuQuoin	1	100.0%
Elverado		
Herrin		
Johnston City		
Marion		
Murphysboro		
West Frankfort		
Trico		
Feeder H.S. Total	1	100.0%
Agape Christian		
GED		

Age	#	%
< = 17		
18-20	1	100.0%
21-25		
26-30		
31-40		
41-50		
51-60		
61-70		
71-80		
81+		
Unk		
Total	1	100.0%
Avg	18.8	
<21	1	100.0%
>60		

Enrollments	
SM '15	2
SM '16	-
SM '17	1
SM '18	2
SM '19	1
SM '20	1



Graduates	
SM '15	-
SM '16	-
SM '17	-
SM '18	1
SM '19	-
SM '20	-



Demographics	Male						Female						Grand Total					
	Full-time		Part-time		Male Total		Full-time		Part-time		Female Total		Full-time		Part-time		Grand Total	
	#	%	#	%	#	%	#	%	#	%	#	%	#	%	#	%	#	%
Asian																		
American Indian / Alaskan Native																		
Black or African American																		
Hispanic																		
White			1	100.0%	1	100.0%									1	100.0%	1	100.0%
Native Hawaiian or Pacific Islander																		
Unknown																		
Totals			1	100.0%	1	100.0%									1	100.0%	1	100.0%



Computer Support and Networking - IST

Fall 2020

CIP Code: 47.0104

Curriculum Code: 00ELT3022

Program: AAS

Total Enrollment: 1 100.0%

Male: 1 100.0%

FT: 1 100.0%

Avg Age: 19.0

Minority:

Female:

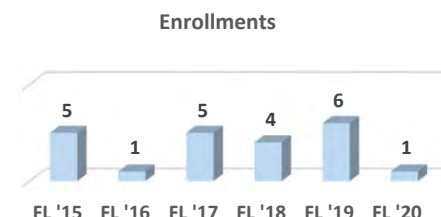
PT:

Feeder Enrl: 1 100.0%

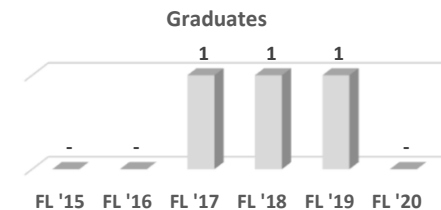
Feeder H.S. Enrollees	#	%
Carbondale		
Carterville		
Crab Orchard		
DuQuoin		
Elverado		
Herrin		
Johnston City		
Marion		
Murphysboro		
West Frankfort	1	100.0%
Trico		
Feeder H.S. Total	1	100.0%
Agape Christian		
GED		

Age	#	%
<= 17		
18-20	1	100.0%
21-25		
26-30		
31-40		
41-50		
51-60		
61-70		
71-80		
81+		
Unk		
Total	1	100.0%
Avg	19.0	
<21	1	100.0%
>60		

Enrollments	
FL '15	5
FL '16	1
FL '17	5
FL '18	4
FL '19	6
FL '20	1



Graduates	
FL '15	-
FL '16	-
FL '17	1
FL '18	1
FL '19	1
FL '20	-



Demographics	Male						Female						Grand Total					
	Full-time		Part-time		Male Total		Full-time		Part-time		Female Total		Full-time		Part-time		Grand Total	
	#	%	#	%	#	%	#	%	#	%	#	%	#	%	#	%	#	%
Asian																		
American Indian / Alaskan Native																		
Black or African American																		
Hispanic																		
White	1	100.0%			1	100.0%							1	100.0%			1	100.0%
Native Hawaiian or Pacific Islander																		
Unknown																		
Totals	1	100.0%			1	100.0%							1	100.0%			1	100.0%



Computer Support and Networking - IST

Spring 2021

CIP Code: 47.0104

Curriculum Code:

00ELT3022

Program:

AAS

Total Enrollment: 1 100.0%

Male: 1 100.0%

FT: 1 100.0%

Avg Age: 19.4

Minority:

Female:

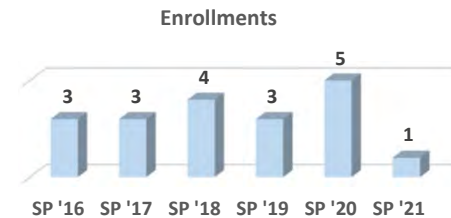
PT:

Feeder Enrl: 1 100.0%

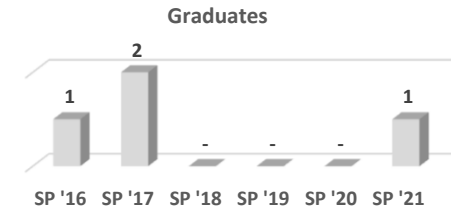
Feeder H.S. Enrollees	#	%
Carbondale		
Carterville		
Crab Orchard		
DuQuoin	1	100.0%
Elverado		
Herrin		
Johnston City		
Marion		
Murphysboro		
West Frankfort		
Trico		
Feeder H.S. Total	1	100.0%
Agape Christian		
GED		

Age	#	%
< = 17		
18-20	1	100.0%
21-25		
26-30		
31-40		
41-50		
51-60		
61-70		
71-80		
81+		
Unk		
Total	1	100.0%
Avg	19.4	
<21	1	100.0%
>60		

Enrollments	#
SP '16	3
SP '17	3
SP '18	4
SP '19	3
SP '20	5
SP '21	1



Graduates	#
SP '16	1
SP '17	2
SP '18	-
SP '19	-
SP '20	-
SP '21	1



Demographics	Male						Female						Grand Total					
	Full-time		Part-time		Male Total		Full-time		Part-time		Female Total		Full-time		Part-time		Grand Total	
	#	%	#	%	#	%	#	%	#	%	#	%	#	%	#	%	#	%
Asian																		
American Indian / Alaskan Native																		
Black or African American																		
Hispanic																		
White	1	100.0%			1	100.0%							1	100.0%			1	100.0%
Native Hawaiian or Pacific Islander																		
Unknown																		
Totals	1	100.0%			1	100.0%							1	100.0%			1	100.0%

2-Year Associate in Applied Science

Construction Management Technology

CIP Code: **52.2001**

Curriculum Code: **00CMG0033**



Construction Management Technology

Summer 2020

CIP Code: 52.2001

Curriculum Code:

00CMG0033

Program:

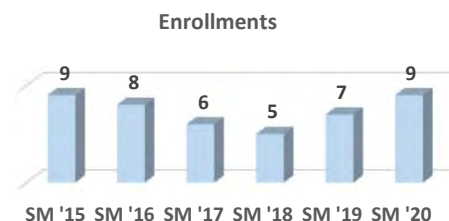
AAS

Total Enrollment:	9	100.0%	Male:	7	77.8%	FT:	3	33.3%	Avg Age:	22.5
Minority:	2	22.2%	Female:	2	22.2%	PT:	6	66.7%	Feeder Enrl:	7 77.8%

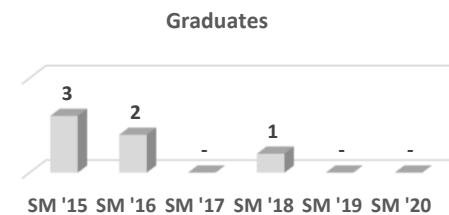
Feeder H.S. Enrollees	#	%
Carbondale	2	22.2%
Carterville		
Crab Orchard		
DuQuoin		
Elverado		
Herrin		
Johnston City	3	33.3%
Marion	1	11.1%
Murphysboro		
West Frankfort		
Trico	1	11.1%
Feeder H.S. Total	7	77.8%
Agape Christian		
GED		

Age	#	%
< = 17		
18-20	5	55.6%
21-25	1	11.1%
26-30	2	22.2%
31-40	1	11.1%
41-50		
51-60		
61-70		
71-80		
81+		
Unk		
Total	9	100.0%
Avg	22.5	
<21	5	55.6%
>60		

Enrollments	
SM '15	9
SM '16	8
SM '17	6
SM '18	5
SM '19	7
SM '20	9



Graduates	
SM '15	3
SM '16	2
SM '17	-
SM '18	1
SM '19	-
SM '20	-



Demographics	Male						Female						Grand Total					
	Full-time		Part-time		Male Total		Full-time		Part-time		Female Total		Full-time		Part-time		Grand Total	
	#	%	#	%	#	%	#	%	#	%	#	%	#	%	#	%	#	%
Asian																		
American Indian / Alaskan Native																		
Black or African American	1	11.1%			1	11.1%							1	11.1%			1	11.1%
Hispanic	1	11.1%			1	11.1%							1	11.1%			1	11.1%
White	1	11.1%	4	44.4%	5	55.6%			2	22.2%	2	22.2%	1	11.1%	6	66.7%	7	77.8%
Native Hawaiian or Pacific Islander																		
Unknown																		
Totals	3	33.3%	4	44.4%	7	77.8%			2	22.2%	2	22.2%	3	33.3%	6	66.7%	9	100.0%



Construction Management Technology

Fall 2020

CIP Code: 52.2001

Curriculum Code:

00CMG0033

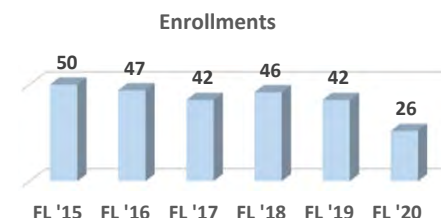
Program:

AAS

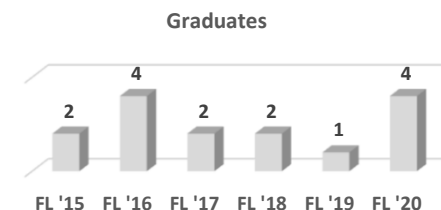
Total Enrollment:	26	100.0%	Male:	22	84.6%	FT:	17	65.4%	Avg Age:	26.9
Minority:	3	11.5%	Female:	4	15.4%	PT:	9	34.6%	Feeder Enrl:	11 42.3%

Feeder H.S. Enrollees	#	%	Age	#	%
Carbondale	1	3.8%	< = 17		
Carterville	1	3.8%	18-20	13	50.0%
Crab Orchard			21-25	5	19.2%
DuQuoin	2	7.7%	26-30	2	7.7%
Elverado	1	3.8%	31-40	3	11.5%
Herrin	1	3.8%	41-50	2	7.7%
Johnston City	1	3.8%	51-60		
Marion	2	7.7%	61-70	1	3.8%
Murphysboro			71-80		
West Frankfort	2	7.7%	81+		
Trico			Unk		
Feeder H.S. Total	11	42.3%	Total	26	100.0%
Agape Christian			Avg	26.9	
GED	1	3.8%	<21	13	50.0%
			>60	1	3.8%

Enrollments	
FL '15	50
FL '16	47
FL '17	42
FL '18	46
FL '19	42
FL '20	26



Graduates	
FL '15	2
FL '16	4
FL '17	2
FL '18	2
FL '19	1
FL '20	4



Demographics	Male						Female						Grand Total					
	Full-time		Part-time		Male Total		Full-time		Part-time		Female Total		Full-time		Part-time		Grand Total	
	#	%	#	%	#	%	#	%	#	%	#	%	#	%	#	%	#	%
Asian																		
American Indian / Alaskan Native																		
Black or African American			1	3.8%	1	3.8%	1	3.8%			1	3.8%	1	3.8%	1	3.8%	2	7.7%
Hispanic			1	3.8%	1	3.8%									1	3.8%	1	3.8%
White	11	42.3%	6	23.1%	17	65.4%	3	11.5%			3	11.5%	14	53.8%	6	23.1%	20	76.9%
Native Hawaiian or Pacific Islander																		
Unknown	2	7.7%	1	3.8%	3	11.5%							2	7.7%	1	3.8%	3	11.5%
Totals	13	50.0%	9	34.6%	22	84.6%	4	15.4%			4	15.4%	17	65.4%	9	34.6%	26	100.0%



Construction Management Technology

Spring 2021

CIP Code: 52.2001

Curriculum Code:

00CMG0033

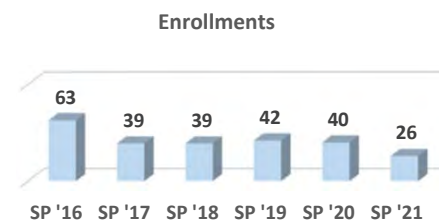
Program:

AAS

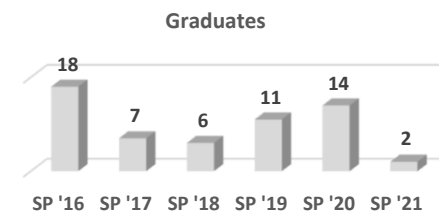
Total Enrollment:	26	100.0%	Male:	22	84.6%	FT:	23	88.5%	Avg Age:	23.0
Minority:	2	7.7%	Female:	4	15.4%	PT:	3	11.5%	Feeder Enrl:	16 61.5%

Feeder H.S. Enrollees	#	%	Age	#	%
Carbondale	2	7.7%	< = 17		
Carterville	3	11.5%	18-20	16	61.5%
Crab Orchard			21-25	5	19.2%
DuQuoin			26-30	2	7.7%
Elverado	1	3.8%	31-40	3	11.5%
Herrin	1	3.8%	41-50		
Johnston City	2	7.7%	51-60		
Marion	4	15.4%	61-70		
Murphysboro	2	7.7%	71-80		
West Frankfort	1	3.8%	81+		
Trico			Unk		
Feeder H.S. Total	16	61.5%	Total	26	100.0%
Agape Christian			Avg	23.0	
GED			<21	16	61.5%
			>60		

Enrollments	
SP '16	63
SP '17	39
SP '18	39
SP '19	42
SP '20	40
SP '21	26



Graduates	
SP '16	18
SP '17	7
SP '18	6
SP '19	11
SP '20	14
SP '21	2



Demographics	Male						Female						Grand Total					
	Full-time		Part-time		Male Total		Full-time		Part-time		Female Total		Full-time		Part-time		Grand Total	
	#	%	#	%	#	%	#	%	#	%	#	%	#	%	#	%	#	%
Asian																		
American Indian / Alaskan Native																		
Black or African American			1	3.8%	1	3.8%									1	3.8%	1	3.8%
Hispanic	1	3.8%			1	3.8%							1	3.8%			1	3.8%
White	14	53.8%	2	7.7%	16	61.5%	4	15.4%			4	15.4%	18	69.2%	2	7.7%	20	76.9%
Native Hawaiian or Pacific Islander																		
Unknown	4	15.4%			4	15.4%							4	15.4%			4	15.4%
Totals	19	73.1%	3	11.5%	22	84.6%	4	15.4%			4	15.4%	23	88.5%	3	11.5%	26	100.0%

2-Year Associate in Applied Science

Cosmetology

CIP Code: **12.0401**

Curriculum Code: **00COS0007**



Cosmetology

CIP Code: 12.0401

Curriculum Code: 00COS0007

Program: AAS

Summer 2020

Total Enrollment: 10 100.0%

Male: 10 100.0%

FT: 1 10.0%

Avg Age: 21.7

Minority:

Female: 10 100.0%

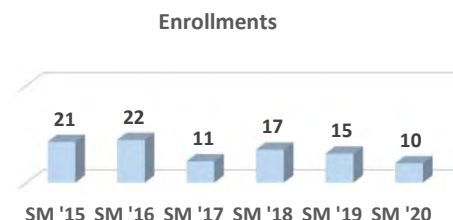
PT: 9 90.0%

Feeder Enrl: 7 70.0%

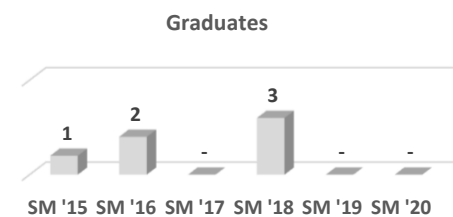
Feeder H.S. Enrollees	#	%
Carbondale	1	10.0%
Carterville	2	20.0%
Crab Orchard		
DuQuoin	1	10.0%
Elverado		
Herrin		
Johnston City		
Marion	2	20.0%
Murphysboro		
West Frankfort	1	10.0%
Trico		
Feeder H.S. Total	7	70.0%
Agape Christian		
GED	1	10.0%

Age	#	%
< = 17		
18-20	7	70.0%
21-25	2	20.0%
26-30		
31-40	1	10.0%
41-50		
51-60		
61-70		
71-80		
81+		
Unk		
Total	10	100.0%
Avg	21.7	
<21	7	70.0%
>60		

Enrollments	
SM '15	21
SM '16	22
SM '17	11
SM '18	17
SM '19	15
SM '20	10



Graduates	
SM '15	1
SM '16	2
SM '17	-
SM '18	3
SM '19	-
SM '20	-



Demographics	Male						Female						Grand Total					
	Full-time		Part-time		Male Total		Full-time		Part-time		Female Total		Full-time		Part-time		Grand Total	
	#	%	#	%	#	%	#	%	#	%	#	%	#	%	#	%	#	%
Asian																		
American Indian / Alaskan Native																		
Black or African American																		
Hispanic																		
White							8	80.0%			8	80.0%			8	80.0%	8	80.0%
Native Hawaiian or Pacific Islander																		
Unknown							1	10.0%	1	10.0%	2	20.0%	1	10.0%	1	10.0%	2	20.0%
Totals							1	10.0%	9	90.0%	10	100.0%	1	10.0%	9	90.0%	10	100.0%



Cosmetology

Fall 2020

CIP Code: 12.0401

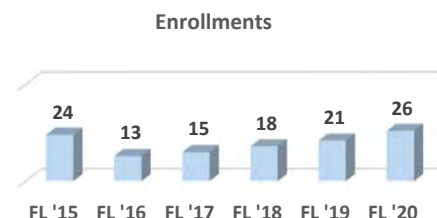
Curriculum Code: 00COS0007

Program: AAS

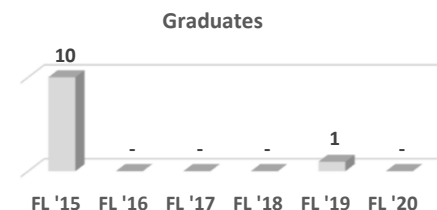
Total Enrollment:	26	100.0%	Male:			FT:	21	80.8%	Avg Age:	23.7
Minority:	4	15.4%	Female:	26	100.0%	PT:	5	19.2%	Feeder Enrl:	8 30.8%

Feeder H.S. Enrollees	#	%	Age	#	%
Carbondale			<= 17		
Carterville	1	3.8%	18-20	16	61.5%
Crab Orchard			21-25	4	15.4%
DuQuoin			26-30	1	3.8%
Elverado			31-40	4	15.4%
Herrin	2	7.7%	41-50	1	3.8%
Johnston City			51-60		
Marion	3	11.5%	61-70		
Murphysboro	2	7.7%	71-80		
West Frankfort			81+		
Trico			Unk		
Feeder H.S. Total	8	30.8%	Total	26	100.0%
Agape Christian			Avg	23.7	
GED			<21	16	61.5%
			>60		

Enrollments	
FL '15	24
FL '16	13
FL '17	15
FL '18	18
FL '19	21
FL '20	26



Graduates	
FL '15	10
FL '16	-
FL '17	-
FL '18	-
FL '19	1
FL '20	-



Demographics	Male						Female						Grand Total					
	Full-time		Part-time		Male Total		Full-time		Part-time		Female Total		Full-time		Part-time		Grand Total	
	#	%	#	%	#	%	#	%	#	%	#	%	#	%	#	%	#	%
Asian																		
American Indian / Alaskan Native																		
Black or African American							4	15.4%			4	15.4%	4	15.4%			4	15.4%
Hispanic																		
White							16	61.5%	5	19.2%	21	80.8%	16	61.5%	5	19.2%	21	80.8%
Native Hawaiian or Pacific Islander																		
Unknown							1	3.8%			1	3.8%	1	3.8%			1	3.8%
Totals							21	80.8%	5	19.2%	26	100.0%	21	80.8%	5	19.2%	26	100.0%



Cosmetology

Spring 2021

CIP Code: 12.0401

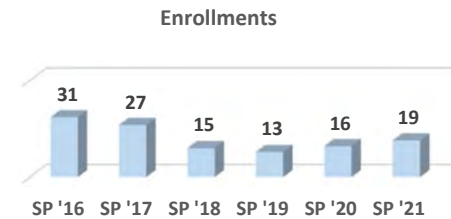
Curriculum Code: 00COS0007

Program: AAS

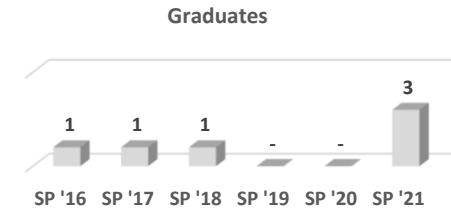
Total Enrollment:	19	100.0%	Male:	1	5.3%	FT:	12	63.2%	Avg Age:	24.0
Minority:	3	15.8%	Female:	18	94.7%	PT:	7	36.8%	Feeder Enrl:	13 68.4%

Feeder H.S. Enrollees	#	%	Age	#	%
Carbondale	2	10.5%	< = 17	1	5.3%
Carterville	1	5.3%	18-20	8	42.1%
Crab Orchard			21-25	6	31.6%
DuQuoin	4	21.1%	26-30		
Elverado			31-40	3	15.8%
Herrin	1	5.3%	41-50	1	5.3%
Johnston City	1	5.3%	51-60		
Marion	1	5.3%	61-70		
Murphysboro	2	10.5%	71-80		
West Frankfort	1	5.3%	81+		
Trico			Unk		
Feeder H.S. Total	13	68.4%	Total	19	100.0%
Agape Christian			Avg	24.0	
GED	2	10.5%	<21	9	47.4%
			>60		

Enrollments	
SP '16	31
SP '17	27
SP '18	15
SP '19	13
SP '20	16
SP '21	19



Graduates	
SP '16	1
SP '17	1
SP '18	1
SP '19	-
SP '20	-
SP '21	3



Demographics	Male						Female						Grand Total					
	Full-time		Part-time		Male Total		Full-time		Part-time		Female Total		Full-time		Part-time		Grand Total	
	#	%	#	%	#	%	#	%	#	%	#	%	#	%	#	%	#	%
Asian	1	5.3%			1	5.3%							1	5.3%			1	5.3%
American Indian / Alaskan Native																		
Black or African American							2	10.5%			2	10.5%	2	10.5%			2	10.5%
Hispanic																		
White							9	47.4%	6	31.6%	15	78.9%	9	47.4%	6	31.6%	15	78.9%
Native Hawaiian or Pacific Islander																		
Unknown									1	5.3%	1	5.3%			1	5.3%	1	5.3%
Totals	1	5.3%			1	5.3%	11	57.9%	7	36.8%	18	94.7%	12	63.2%	7	36.8%	19	100.0%

2-Year Associate in Applied Science

Criminal Justice

CIP Code: **43.0107**

Curriculum Code: **CRJ 0550**



Criminal Justice

Summer 2020

CIP Code: 43.0107

Curriculum Code:

CRJ 0550

Program:

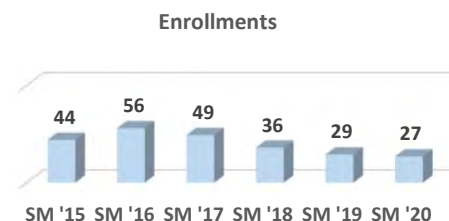
AAS

Total Enrollment:	27	100.0%	Male:	16	59.3%	FT:	18	66.7%	Avg Age:	27.2
Minority:	4	14.8%	Female:	11	40.7%	PT:	9	33.3%	Feeder Enrl:	15 55.6%

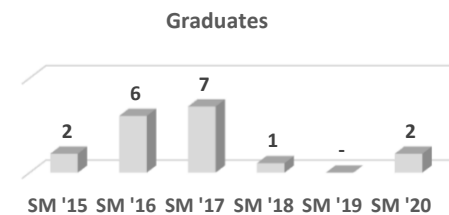
Feeder H.S. Enrollees	#	%
Carbondale	4	14.8%
Carterville	2	7.4%
Crab Orchard		
DuQuoin	1	3.7%
Elverado	1	3.7%
Herrin		
Johnston City		
Marion	2	7.4%
Murphysboro	2	7.4%
West Frankfort	2	7.4%
Trico	1	3.7%
Feeder H.S. Total	15	55.6%
Agape Christian		
GED	1	3.7%

Age	#	%
< = 17		
18-20	7	25.9%
21-25	9	33.3%
26-30	5	18.5%
31-40	5	18.5%
41-50		
51-60		
61-70	1	3.7%
71-80		
81+		
Unk		
Total	27	100.0%
Avg	27.2	
<21	7	25.9%
>60	1	3.7%

Enrollments	
SM '15	44
SM '16	56
SM '17	49
SM '18	36
SM '19	29
SM '20	27



Graduates	
SM '15	2
SM '16	6
SM '17	7
SM '18	1
SM '19	-
SM '20	2



Demographics	Male						Female						Grand Total					
	Full-time		Part-time		Male Total		Full-time		Part-time		Female Total		Full-time		Part-time		Grand Total	
	#	%	#	%	#	%	#	%	#	%	#	%	#	%	#	%	#	%
Asian																		
American Indian / Alaskan Native																		
Black or African American	2	7.4%			2	7.4%	1	3.7%	1	3.7%	2	7.4%	3	11.1%	1	3.7%	4	14.8%
Hispanic																		
White	10	37.0%	4	14.8%	14	51.9%	5	18.5%	3	11.1%	8	29.6%	15	55.6%	7	25.9%	22	81.5%
Native Hawaiian or Pacific Islander																		
Unknown									1	3.7%	1	3.7%			1	3.7%	1	3.7%
Totals	12	44.4%	4	14.8%	16	59.3%	6	22.2%	5	18.5%	11	40.7%	18	66.7%	9	33.3%	27	100.0%



Criminal Justice

Fall 2020

CIP Code: 43.0107

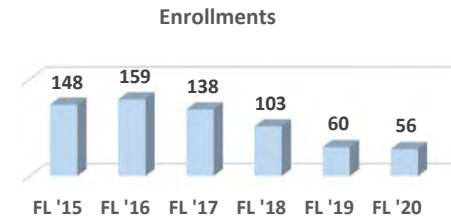
Curriculum Code: CRJ 0550

Program: AAS

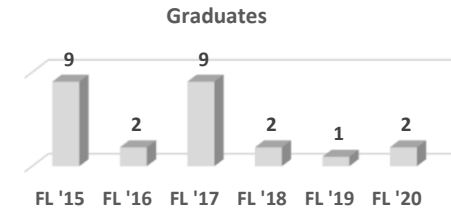
Total Enrollment:	56	100.0%	Male:	28	50.0%	FT:	29	51.8%	Avg Age:	23.9
Minority:	12	21.4%	Female:	28	50.0%	PT:	27	48.2%	Feeder Enrl:	21 37.5%

Feeder H.S. Enrollees	#	%	Age	#	%
Carbondale	8	14.3%	< = 17		
Carterville	6	10.7%	18-20	30	53.6%
Crab Orchard	1	1.8%	21-25	13	23.2%
DuQuoin			26-30	7	12.5%
Elverado			31-40	3	5.4%
Herrin			41-50	2	3.6%
Johnston City			51-60		
Marion	1	1.8%	61-70	1	1.8%
Murphysboro	1	1.8%	71-80		
West Frankfort	4	7.1%	81+		
Trico			Unk		
Feeder H.S. Total	21	37.5%	Total	56	100.0%
Agape Christian			Avg	23.9	
GED			<21	30	53.6%
			>60	1	1.8%

Enrollments	
FL '15	148
FL '16	159
FL '17	138
FL '18	103
FL '19	60
FL '20	56



Graduates	
FL '15	9
FL '16	2
FL '17	9
FL '18	2
FL '19	1
FL '20	2



Demographics	Male						Female						Grand Total					
	Full-time		Part-time		Male Total		Full-time		Part-time		Female Total		Full-time		Part-time		Grand Total	
	#	%	#	%	#	%	#	%	#	%	#	%	#	%	#	%	#	%
Asian																		
American Indian / Alaskan Native																		
Black or African American	4	7.1%	2	3.6%	6	10.7%	1	1.8%	5	8.9%	6	10.7%	5	8.9%	7	12.5%	12	21.4%
Hispanic																		
White	13	23.2%	7	12.5%	20	35.7%	10	17.9%	12	21.4%	22	39.3%	23	41.1%	19	33.9%	42	75.0%
Native Hawaiian or Pacific Islander																		
Unknown	1	1.8%	1	1.8%	2	3.6%							1	1.8%	1	1.8%	2	3.6%
Totals	18	32.1%	10	17.9%	28	50.0%	11	19.6%	17	30.4%	28	50.0%	29	51.8%	27	48.2%	56	100.0%



Criminal Justice

Spring 2021

CIP Code: 43.0107

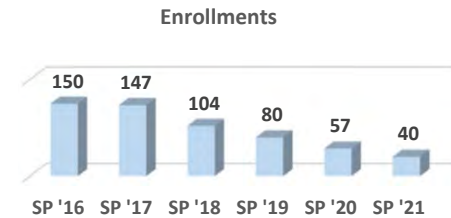
Curriculum Code: CRJ 0550

Program: AAS

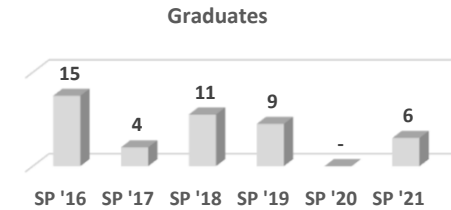
Total Enrollment:	40	100.0%	Male:	25	62.5%	FT:	26	65.0%	Avg Age:	24.5
Minority:	9	22.5%	Female:	15	37.5%	PT:	14	35.0%	Feeder Enrl:	21 52.5%

Feeder H.S. Enrollees	#	%	Age	#	%
Carbondale	4	10.0%	< = 17	1	2.5%
Carterville			18-20	14	35.0%
Crab Orchard	1	2.5%	21-25	14	35.0%
DuQuoin	2	5.0%	26-30	6	15.0%
Elverado			31-40	4	10.0%
Herrin	3	7.5%	41-50		
Johnston City	1	2.5%	51-60	1	2.5%
Marion	4	10.0%	61-70		
Murphysboro	2	5.0%	71-80		
West Frankfort	4	10.0%	81+		
Trico			Unk		
Feeder H.S. Total	21	52.5%	Total	40	100.0%
Agape Christian			Avg	24.5	
GED	2	5.0%	<21	15	37.5%
			>60		

Enrollments	
SP '16	150
SP '17	147
SP '18	104
SP '19	80
SP '20	57
SP '21	40



Graduates	
SP '16	15
SP '17	4
SP '18	11
SP '19	9
SP '20	-
SP '21	6



Demographics	Male						Female						Grand Total					
	Full-time		Part-time		Male Total		Full-time		Part-time		Female Total		Full-time		Part-time		Grand Total	
	#	%	#	%	#	%	#	%	#	%	#	%	#	%	#	%	#	%
Asian																		
American Indian / Alaskan Native																		
Black or African American	5	12.5%	2	5.0%	7	17.5%	2	5.0%			2	5.0%	7	17.5%	2	5.0%	9	22.5%
Hispanic																		
White	13	32.5%	4	10.0%	17	42.5%	6	15.0%	7	17.5%	13	32.5%	19	47.5%	11	27.5%	30	75.0%
Native Hawaiian or Pacific Islander																		
Unknown			1	2.5%	1	2.5%									1	2.5%	1	2.5%
Totals	18	45.0%	7	17.5%	25	62.5%	8	20.0%	7	17.5%	15	37.5%	26	65.0%	14	35.0%	40	100.0%

2-Year Associate in Applied Science

Cyber-Security/Information Assurance

CIP Code: 11.1003

Curriculum Code: CIS 2015



Cyber-Security/Information Assurance

Summer 2020

CIP Code: 11.1003

Curriculum Code:

CIS 2015

Program:

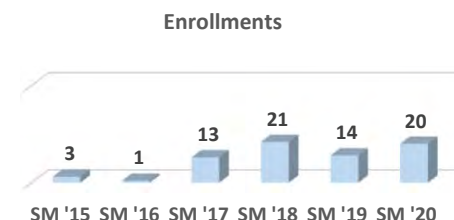
AAS

Total Enrollment:	20	100.0%	Male:	15	75.0%	FT:	15	75.0%	Avg Age:	22.6
Minority:	4	20.0%	Female:	5	25.0%	PT:	5	25.0%	Feeder Enrl:	9 45.0%

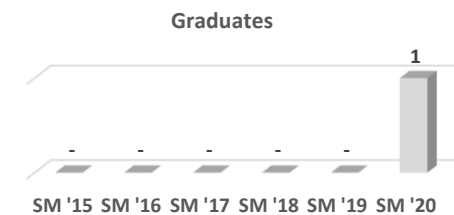
Feeder H.S. Enrollees	#	%
Carbondale		
Cartersville	1	5.0%
Crab Orchard	2	10.0%
DuQuoin		
Elverado	1	5.0%
Herrin	1	5.0%
Johnston City		
Marion	2	10.0%
Murphysboro	2	10.0%
West Frankfort		
Trico		
Feeder H.S. Total	9	45.0%
Agape Christian	3	15.0%
GED	2	10.0%

Age	#	%
< = 17		
18-20	14	70.0%
21-25	3	15.0%
26-30	2	10.0%
31-40		
41-50	1	5.0%
51-60		
61-70		
71-80		
81+		
Unk		
Total	20	100.0%
Avg	22.6	
<21	14	70.0%
>60		

Enrollments	
SM '15	3
SM '16	1
SM '17	13
SM '18	21
SM '19	14
SM '20	20



Graduates	
SM '15	-
SM '16	-
SM '17	-
SM '18	-
SM '19	-
SM '20	1



Demographics	Male						Female						Grand Total					
	Full-time		Part-time		Male Total		Full-time		Part-time		Female Total		Full-time		Part-time		Grand Total	
	#	%	#	%	#	%	#	%	#	%	#	%	#	%	#	%	#	%
Asian							1	5.0%			1	5.0%			1	5.0%	1	5.0%
American Indian / Alaskan Native																		
Black or African American	1	5.0%			1	5.0%	1	5.0%			1	5.0%	2	10.0%			2	10.0%
Hispanic																		
White	9	45.0%	3	15.0%	12	60.0%	2	10.0%			2	10.0%	11	55.0%	3	15.0%	14	70.0%
Native Hawaiian or Pacific Islander									1	5.0%	1	5.0%			1	5.0%	1	5.0%
Unknown	2	10.0%			2	10.0%							2	10.0%			2	10.0%
Totals	12	60.0%	3	15.0%	15	75.0%	3	15.0%	2	10.0%	5	25.0%	15	75.0%	5	25.0%	20	100.0%



Cyber-Security/Information Assurance

Fall 2020

CIP Code: 11.1003

Curriculum Code:

CIS 2015

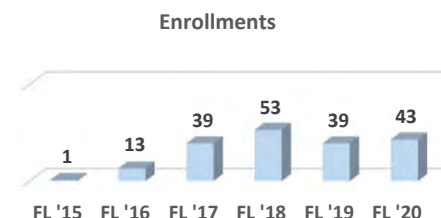
Program:

AAS

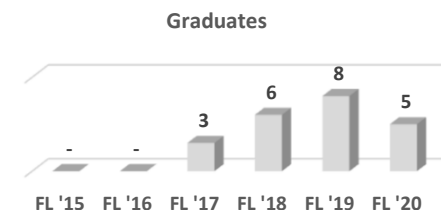
Total Enrollment:	43	100.0%	Male:	37	86.0%	FT:	36	83.7%	Avg Age:	23.5
Minority:	6	14.0%	Female:	6	14.0%	PT:	7	16.3%	Feeder Enrl:	14 32.6%

Feeder H.S. Enrollees	#	%	Age	#	%
Carbondale	3	7.0%	< = 17		
Carterville	1	2.3%	18-20	21	48.8%
Crab Orchard			21-25	13	30.2%
DuQuoin	3	7.0%	26-30	4	9.3%
Elverado			31-40	4	9.3%
Herrin			41-50	1	2.3%
Johnston City	1	2.3%	51-60		
Marion	3	7.0%	61-70		
Murphysboro			71-80		
West Frankfort	2	4.7%	81+		
Trico	1	2.3%	Unk		
Feeder H.S. Total	14	32.6%	Total	43	100.0%
Agape Christian			Avg	23.5	
GED			<21	21	48.8%
			>60		

Enrollments	
FL '15	1
FL '16	13
FL '17	39
FL '18	53
FL '19	39
FL '20	43



Graduates	
FL '15	-
FL '16	-
FL '17	3
FL '18	6
FL '19	8
FL '20	5



Demographics	Male						Female						Grand Total					
	Full-time		Part-time		Male Total		Full-time		Part-time		Female Total		Full-time		Part-time		Grand Total	
	#	%	#	%	#	%	#	%	#	%	#	%	#	%	#	%	#	%
Asian							1	2.3%			1	2.3%	1	2.3%			1	2.3%
American Indian / Alaskan Native	1	2.3%			1	2.3%							1	2.3%			1	2.3%
Black or African American	2	4.7%			2	4.7%	2	4.7%			2	4.7%	4	9.3%			4	9.3%
Hispanic																		
White	24	55.8%	5	11.6%	29	67.4%	3	7.0%			3	7.0%	27	62.8%	5	11.6%	32	74.4%
Native Hawaiian or Pacific Islander																		
Unknown	3	7.0%	2	4.7%	5	11.6%							3	7.0%	2	4.7%	5	11.6%
Totals	30	69.8%	7	16.3%	37	86.0%	6	14.0%			6	14.0%	36	83.7%	7	16.3%	43	100.0%



Cyber-Security/Information Assurance

Spring 2021

CIP Code: 11.1003

Curriculum Code:

CIS 2015

Program:

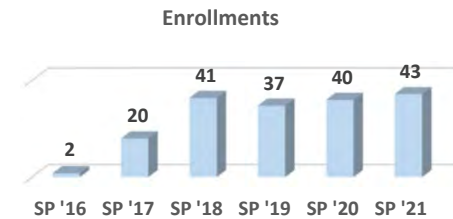
AAS

Total Enrollment:	43	100.0%	Male:	38	88.4%	FT:	30	69.8%	Avg Age:	24.4
Minority:	6	14.0%	Female:	5	11.6%	PT:	13	30.2%	Feeder Enrl:	20 46.5%

Feeder H.S. Enrollees	#	%	Age	#	%
Carbondale	3	7.0%	< = 17		
Cartersville	3	7.0%	18-20	17	39.5%
Crab Orchard	1	2.3%	21-25	15	34.9%
DuQuoin			26-30	5	11.6%
Elverado	1	2.3%	31-40	5	11.6%
Herrin	2	4.7%	41-50	1	2.3%
Johnston City			51-60		
Marion	4	9.3%	61-70		
Murphysboro	3	7.0%	71-80		
West Frankfort	3	7.0%	81+		
Trico			Unk		
Feeder H.S. Total	20	46.5%	Total	43	100.0%
Agape Christian	3	7.0%	Avg	24.4	
GED	2	4.7%	<21	17	39.5%
			>60		

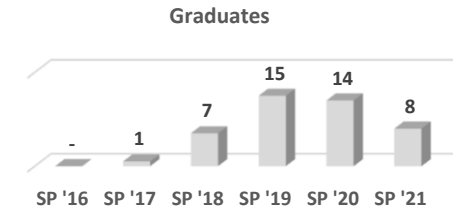
Enrollments

SP '16	2
SP '17	20
SP '18	41
SP '19	37
SP '20	40
SP '21	43



Graduates

SP '16	-
SP '17	1
SP '18	7
SP '19	15
SP '20	14
SP '21	8



Demographics	Male						Female						Grand Total					
	Full-time		Part-time		Male Total		Full-time		Part-time		Female Total		Full-time		Part-time		Grand Total	
	#	%	#	%	#	%	#	%	#	%	#	%	#	%	#	%	#	%
Asian	1	2.3%			1	2.3%							1	2.3%			1	2.3%
American Indian / Alaskan Native																		
Black or African American	3	7.0%			3	7.0%	1	2.3%	1	2.3%	2	4.7%	4	9.3%	1	2.3%	5	11.6%
Hispanic																		
White	21	48.8%	11	25.6%	32	74.4%	3	7.0%			3	7.0%	24	55.8%	11	25.6%	35	81.4%
Native Hawaiian or Pacific Islander																		
Unknown	1	2.3%	1	2.3%	2	4.7%							1	2.3%	1	2.3%	2	4.7%
Totals	26	60.5%	12	27.9%	38	88.4%	4	9.3%	1	2.3%	5	11.6%	30	69.8%	13	30.2%	43	100.0%

2-Year Associate in Applied Science

Diagnostic Cardiac Sonography

CIP Code: 51.0910

Curriculum Code: 00DMS0017



Diagnostic Cardiac Sonography

Summer 2020

CIP Code: 51.0910

Curriculum Code:

00DMS0017

Program:

AAS

Total Enrollment: 11 100.0%

Male: 11 100.0%

FT: 11 100.0%

Avg Age: 23.8

Minority:

Female: 11 100.0%

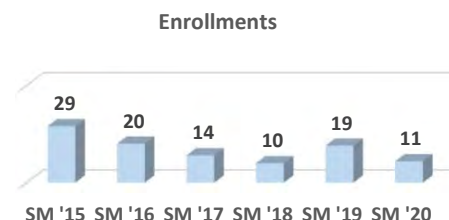
PT:

Feeder Enrl: 4 36.4%

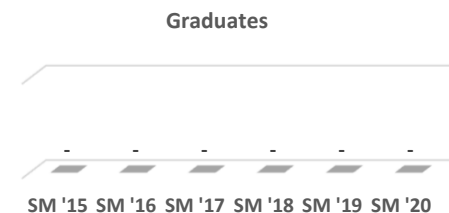
Feeder H.S. Enrollees	#	%
Carbondale		
Carterville		
Crab Orchard		
DuQuoin		
Elverado		
Herrin	1	9.1%
Johnston City		
Marion	1	9.1%
Murphysboro	2	18.2%
West Frankfort		
Trico		
Feeder H.S. Total	4	36.4%
Agape Christian		
GED		

Age	#	%
< = 17		
18-20	2	18.2%
21-25	7	63.6%
26-30	1	9.1%
31-40	1	9.1%
41-50		
51-60		
61-70		
71-80		
81+		
Unk		
Total	11	100.0%
Avg	23.8	
<21	2	18.2%
>60		

Enrollments	
SM '15	29
SM '16	20
SM '17	14
SM '18	10
SM '19	19
SM '20	11



Graduates	
SM '15	-
SM '16	-
SM '17	-
SM '18	-
SM '19	-
SM '20	-



Demographics	Male						Female						Grand Total					
	Full-time		Part-time		Male Total		Full-time		Part-time		Female Total		Full-time		Part-time		Grand Total	
	#	%	#	%	#	%	#	%	#	%	#	%	#	%	#	%	#	%
Asian																		
American Indian / Alaskan Native																		
Black or African American																		
Hispanic																		
White							11	100.0%			11	100.0%	11	100.0%			11	100.0%
Native Hawaiian or Pacific Islander																		
Unknown																		
Totals							11	100.0%			11	100.0%	11	100.0%			11	100.0%



Diagnostic Cardiac Sonography

Fall 2020

CIP Code: 51.0910

Curriculum Code: 00DMS0017

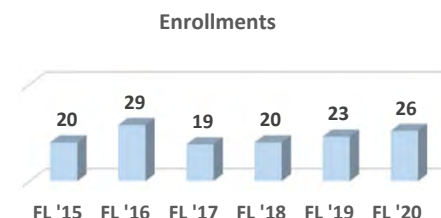
Program: AAS

Total Enrollment:	26	100.0%	Male:	3	11.5%	FT:	26	100.0%	Avg Age:	24.2
Minority:	1	3.8%	Female:	23	88.5%	PT:			Feeder Enrl:	5 19.2%

Feeder H.S. Enrollees	#	%	Age	#	%
Carbondale	1	3.8%	< = 17		
Carterville			18-20	10	38.5%
Crab Orchard			21-25	11	42.3%
DuQuoin			26-30	2	7.7%
Elverado			31-40	2	7.7%
Herrin	1	3.8%	41-50	1	3.8%
Johnston City			51-60		
Marion			61-70		
Murphysboro	2	7.7%	71-80		
West Frankfort			81+		
Trico	1	3.8%	Unk		
Feeder H.S. Total	5	19.2%	Total	26	100.0%
Agape Christian			Avg	24.2	
GED	2	7.7%	<21	10	38.5%
			>60		

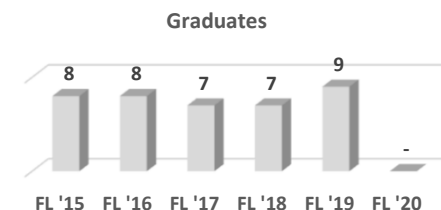
Enrollments

FL '15	20
FL '16	29
FL '17	19
FL '18	20
FL '19	23
FL '20	26



Graduates

FL '15	8
FL '16	8
FL '17	7
FL '18	7
FL '19	9
FL '20	-



Demographics	Male						Female						Grand Total					
	Full-time		Part-time		Male Total		Full-time		Part-time		Female Total		Full-time		Part-time		Grand Total	
	#	%	#	%	#	%	#	%	#	%	#	%	#	%	#	%	#	%
Asian																		
American Indian / Alaskan Native																		
Black or African American							1	3.8%			1	3.8%	1	3.8%			1	3.8%
Hispanic																		
White	2	7.7%			2	7.7%	22	84.6%			22	84.6%	24	92.3%			24	92.3%
Native Hawaiian or Pacific Islander																		
Unknown	1	3.8%			1	3.8%							1	3.8%			1	3.8%
Totals	3	11.5%			3	11.5%	23	88.5%			23	88.5%	26	100.0%			26	100.0%



Diagnostic Cardiac Sonography

Spring 2021

CIP Code: 51.0910

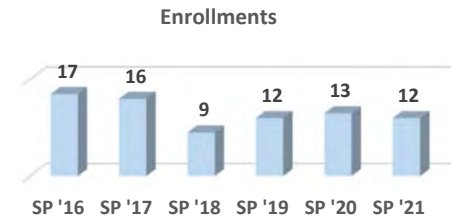
Curriculum Code: 00DMS0017

Program: AAS

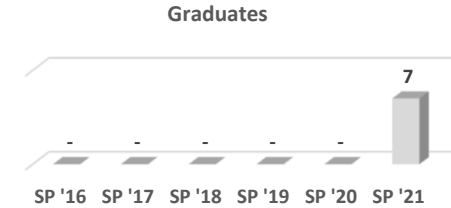
Total Enrollment:	12	100.0%	Male:	2	16.7%	FT:	10	83.3%	Avg Age:	24.3
Minority:	1	8.3%	Female:	10	83.3%	PT:	2	16.7%	Feeder Enrl:	8 66.7%

Feeder H.S. Enrollees	#	%	Age	#	%
Carbondale	1	8.3%	< = 17		
Cartersville	2	16.7%	18-20	3	25.0%
Crab Orchard			21-25	7	58.3%
DuQuoin			26-30	1	8.3%
Elverado			31-40		
Herrin	1	8.3%	41-50	1	8.3%
Johnston City	1	8.3%	51-60		
Marion	1	8.3%	61-70		
Murphysboro	1	8.3%	71-80		
West Frankfort	1	8.3%	81+		
Trico			Unk		
Feeder H.S. Total	8	66.7%	Total	12	100.0%
Agape Christian			Avg	24.3	
GED			<21	3	25.0%
			>60		

Enrollments	
SP '16	17
SP '17	16
SP '18	9
SP '19	12
SP '20	13
SP '21	12



Graduates	
SP '16	-
SP '17	-
SP '18	-
SP '19	-
SP '20	-
SP '21	7



Demographics	Male						Female						Grand Total					
	Full-time		Part-time		Male Total		Full-time		Part-time		Female Total		Full-time		Part-time		Grand Total	
	#	%	#	%	#	%	#	%	#	%	#	%	#	%	#	%	#	%
Asian																		
American Indian / Alaskan Native																		
Black or African American									1	8.3%	1	8.3%			1	8.3%	1	8.3%
Hispanic																		
White	1	8.3%			1	8.3%	8	66.7%	1	8.3%	9	75.0%	9	75.0%	1	8.3%	10	83.3%
Native Hawaiian or Pacific Islander																		
Unknown	1	8.3%			1	8.3%							1	8.3%			1	8.3%
Totals	2	16.7%			2	16.7%	8	66.7%	2	16.7%	10	83.3%	10	83.3%	2	16.7%	12	100.0%

2-Year Associate in Applied Science

Early Childhood Education

CIP Code: 19.0709

Curriculum Code: ECE 0005



Early Childhood Education

Summer 2020

CIP Code: 19.0709

Curriculum Code:

ECE 0005

Program:

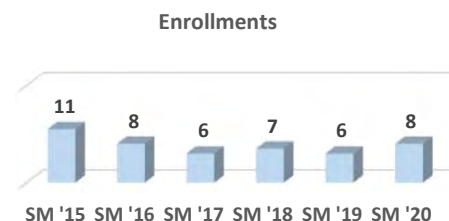
AAS

Total Enrollment:	8	100.0%	Male:		FT:	4	50.0%	Avg Age:	28.0		
Minority:	1	12.5%	Female:	8	100.0%	PT:	4	50.0%	Feeder Enrl:	3	37.5%

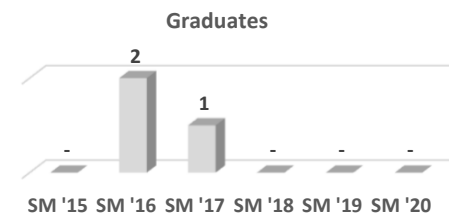
Feeder H.S. Enrollees	#	%
Carbondale		
Carterville	1	12.5%
Crab Orchard		
DuQuoin	1	12.5%
Elverado		
Herrin		
Johnston City	1	12.5%
Marion		
Murphysboro		
West Frankfort		
Trico		
Feeder H.S. Total	3	37.5%
Agape Christian		
GED	1	12.5%

Age	#	%
< = 17		
18-20	1	12.5%
21-25	3	37.5%
26-30	2	25.0%
31-40	1	12.5%
41-50	1	12.5%
51-60		
61-70		
71-80		
81+		
Unk		
Total	8	100.0%
Avg	28.0	
<21	1	12.5%
>60		

Enrollments	
SM '15	11
SM '16	8
SM '17	6
SM '18	7
SM '19	6
SM '20	8



Graduates	
SM '15	-
SM '16	2
SM '17	1
SM '18	-
SM '19	-
SM '20	-



Demographics	Male						Female						Grand Total					
	Full-time		Part-time		Male Total		Full-time		Part-time		Female Total		Full-time		Part-time		Grand Total	
	#	%	#	%	#	%	#	%	#	%	#	%	#	%	#	%	#	%
Asian																		
American Indian / Alaskan Native																		
Black or African American							1	12.5%			1	12.5%	1	12.5%			1	12.5%
Hispanic																		
White							3	37.5%	3	37.5%	6	75.0%	3	37.5%	3	37.5%	6	75.0%
Native Hawaiian or Pacific Islander																		
Unknown									1	12.5%	1	12.5%			1	12.5%	1	12.5%
Totals							4	50.0%	4	50.0%	8	100.0%	4	50.0%	4	50.0%	8	100.0%



Early Childhood Education

Fall 2020

CIP Code: 19.0709

Curriculum Code:

ECE 0005

Program:

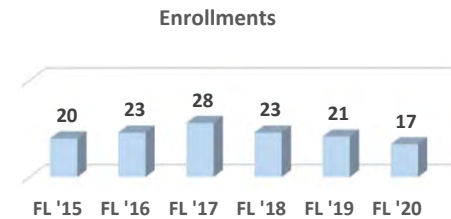
AAS

Total Enrollment:	17	100.0%	Male:			FT:	6	35.3%	Avg Age:	24.7
Minority:	4	23.5%	Female:	17	100.0%	PT:	11	64.7%	Feeder Enrl:	8 47.1%

Feeder H.S. Enrollees	#	%	Age	#	%
Carbondale	4	23.5%	<= 17		
Carterville	2	11.8%	18-20	8	47.1%
Crab Orchard			21-25	4	23.5%
DuQuoin			26-30	4	23.5%
Elverado			31-40		
Herrin	1	5.9%	41-50	1	5.9%
Johnston City			51-60		
Marion			61-70		
Murphysboro	1	5.9%	71-80		
West Frankfort			81+		
Trico			Unk		
Feeder H.S. Total	8	47.1%	Total	17	100.0%
Agape Christian			Avg	24.7	
GED	1	5.9%	<21	8	47.1%
			>60		

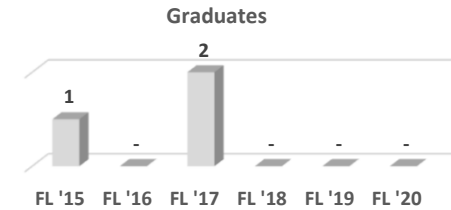
Enrollments

FL '15	20
FL '16	23
FL '17	28
FL '18	23
FL '19	21
FL '20	17



Graduates

FL '15	1
FL '16	-
FL '17	2
FL '18	-
FL '19	-
FL '20	-



Demographics	Male						Female						Grand Total					
	Full-time		Part-time		Male Total		Full-time		Part-time		Female Total		Full-time		Part-time		Grand Total	
	#	%	#	%	#	%	#	%	#	%	#	%	#	%	#	%	#	%
Asian																		
American Indian / Alaskan Native																		
Black or African American							3	17.6%	1	5.9%	4	23.5%	3	17.6%	1	5.9%	4	23.5%
Hispanic																		
White							2	11.8%	8	47.1%	10	58.8%	2	11.8%	8	47.1%	10	58.8%
Native Hawaiian or Pacific Islander																		
Unknown							1	5.9%	2	11.8%	3	17.6%	1	5.9%	2	11.8%	3	17.6%
Totals							6	35.3%	11	64.7%	17	100.0%	6	35.3%	11	64.7%	17	100.0%



Early Childhood Education

Spring 2021

CIP Code: 19.0709

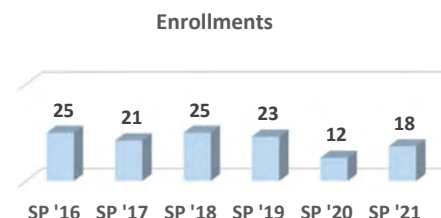
Curriculum Code: ECE 0005

Program: AAS

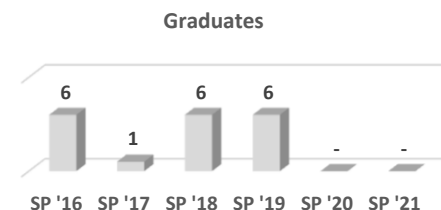
Total Enrollment:	18	100.0%	Male:			FT:	4	22.2%	Avg Age:	28.8	
Minority:	1	5.6%	Female:	18	100.0%	PT:	14	77.8%	Feeder Enrl:	7	38.9%

Feeder H.S. Enrollees	#	%	Age	#	%
Carbondale			< = 17		
Carterville	2	11.1%	18-20	5	27.8%
Crab Orchard			21-25	4	22.2%
DuQuoin			26-30	2	11.1%
Elverado			31-40	6	33.3%
Herrin	1	5.6%	41-50	1	5.6%
Johnston City	1	5.6%	51-60		
Marion			61-70		
Murphysboro	1	5.6%	71-80		
West Frankfort	1	5.6%	81+		
Trico	1	5.6%	Unk		
Feeder H.S. Total	7	38.9%	Total	18	100.0%
Agape Christian			Avg	28.8	
GED	2	11.1%	<21	5	27.8%
			>60		

Enrollments	
SP '16	25
SP '17	21
SP '18	25
SP '19	23
SP '20	12
SP '21	18



Graduates	
SP '16	6
SP '17	1
SP '18	6
SP '19	6
SP '20	-
SP '21	-



Demographics	Male						Female						Grand Total					
	Full-time		Part-time		Male Total		Full-time		Part-time		Female Total		Full-time		Part-time		Grand Total	
	#	%	#	%	#	%	#	%	#	%	#	%	#	%	#	%	#	%
Asian																		
American Indian / Alaskan Native																		
Black or African American									1	5.6%	1	5.6%			1	5.6%	1	5.6%
Hispanic																		
White							4	22.2%	12	66.7%	16	88.9%	4	22.2%	12	66.7%	16	88.9%
Native Hawaiian or Pacific Islander																		
Unknown									1	5.6%	1	5.6%			1	5.6%	1	5.6%
Totals							4	22.2%	14	77.8%	18	100.0%	4	22.2%	14	77.8%	18	100.0%

2-Year Associate in Applied Science

Electrical Engineering Technology

CIP Code: 15.0303

Curriculum Code: ELT 3012



Electrical Engineering Technology

Summer 2020

CIP Code: 15.0303

Curriculum Code:

ELT 3012

Program:

AAS

Total Enrollment: 6 100.0%

Male: 6 100.0%

FT: 4 66.7%

Avg Age: 22.3

Minority:

Female:

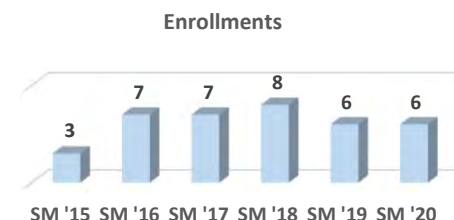
PT: 2 33.3%

Feeder Enrl: 5 83.3%

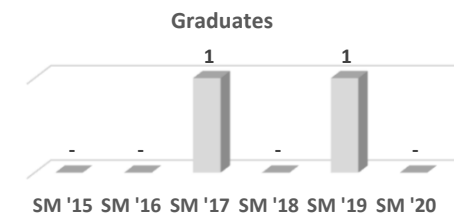
Feeder H.S. Enrollees	#	%
Carbondale		
Carterville		
Crab Orchard		
DuQuoin	1	16.7%
Elverado	1	16.7%
Herrin		
Johnston City		
Marion	2	33.3%
Murphysboro	1	16.7%
West Frankfort		
Trico		
Feeder H.S. Total	5	83.3%
Agape Christian		
GED		

Age	#	%
< = 17		
18-20	4	66.7%
21-25	1	16.7%
26-30		
31-40	1	16.7%
41-50		
51-60		
61-70		
71-80		
81+		
Unk		
Total	6	100.0%
Avg	22.3	
<21	4	66.7%
>60		

Enrollments	
SM '15	3
SM '16	7
SM '17	7
SM '18	8
SM '19	6
SM '20	6



Graduates	
SM '15	-
SM '16	-
SM '17	1
SM '18	-
SM '19	1
SM '20	-



Demographics	Male						Female						Grand Total					
	Full-time		Part-time		Male Total		Full-time		Part-time		Female Total		Full-time		Part-time		Grand Total	
	#	%	#	%	#	%	#	%	#	%	#	%	#	%	#	%	#	%
Asian																		
American Indian / Alaskan Native																		
Black or African American																		
Hispanic																		
White	3	50.0%	2	33.3%	5	83.3%							3	50.0%	2	33.3%	5	83.3%
Native Hawaiian or Pacific Islander																		
Unknown	1	16.7%			1	16.7%							1	16.7%			1	16.7%
Totals	4	66.7%	2	33.3%	6	100.0%							4	66.7%	2	33.3%	6	100.0%



Electrical Engineering Technology

Fall 2020

CIP Code:

15.0303

Curriculum Code:

ELT 3012

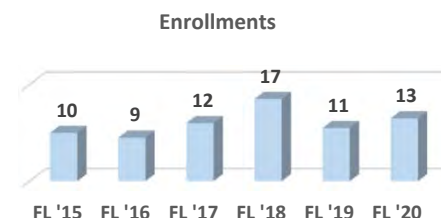
Program:

AAS

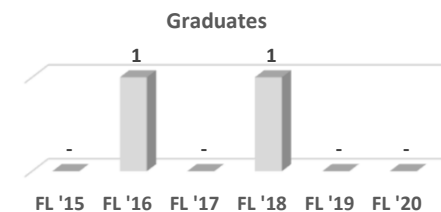
Total Enrollment:	13	100.0%	Male:	12	92.3%	FT:	9	69.2%	Avg Age:	24.4
Minority:	1	7.7%	Female:	1	7.7%	PT:	4	30.8%	Feeder Enrl:	5 38.5%

Feeder H.S. Enrollees	#	%	Age	#	%
Carbondale	1	7.7%	< = 17		
Carterville			18-20	7	53.8%
Crab Orchard			21-25	3	23.1%
DuQuoin			26-30		
Elverado			31-40	3	23.1%
Herrin			41-50		
Johnston City	1	7.7%	51-60		
Marion	1	7.7%	61-70		
Murphysboro	1	7.7%	71-80		
West Frankfort	1	7.7%	81+		
Trico			Unk		
Feeder H.S. Total	5	38.5%	Total	13	100.0%
Agape Christian			Avg	24.4	
GED			<21	7	53.8%
			>60		

Enrollments	
FL '15	10
FL '16	9
FL '17	12
FL '18	17
FL '19	11
FL '20	13



Graduates	
FL '15	-
FL '16	1
FL '17	-
FL '18	1
FL '19	-
FL '20	-



Demographics	Male						Female						Grand Total					
	Full-time		Part-time		Male Total		Full-time		Part-time		Female Total		Full-time		Part-time		Grand Total	
	#	%	#	%	#	%	#	%	#	%	#	%	#	%	#	%	#	%
Asian																		
American Indian / Alaskan Native																		
Black or African American	1	7.7%			1	7.7%							1	7.7%			1	7.7%
Hispanic																		
White	6	46.2%	3	23.1%	9	69.2%			1	7.7%	1	7.7%	6	46.2%	4	30.8%	10	76.9%
Native Hawaiian or Pacific Islander																		
Unknown	2	15.4%			2	15.4%							2	15.4%			2	15.4%
Totals	9	69.2%	3	23.1%	12	92.3%			1	7.7%	1	7.7%	9	69.2%	4	30.8%	13	100.0%



Electrical Engineering Technology

Spring 2021

CIP Code: 15.0303

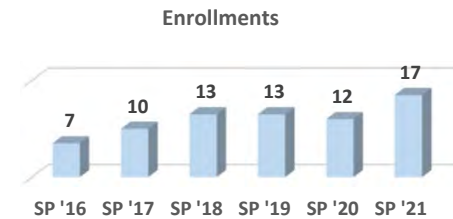
Curriculum Code: ELT 3012

Program: AAS

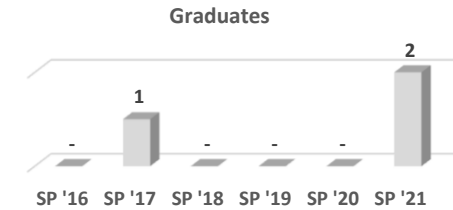
Total Enrollment:	17	100.0%	Male:	15	88.2%	FT:	12	70.6%	Avg Age:	25.2
Minority:	1	5.9%	Female:	2	11.8%	PT:	5	29.4%	Feeder Enrl:	7 41.2%

Feeder H.S. Enrollees	#	%	Age	#	%
Carbondale	1	5.9%	< = 17	1	5.9%
Cartersville			18-20	8	47.1%
Crab Orchard			21-25	3	17.6%
DuQuoin	1	5.9%	26-30	1	5.9%
Elverado	1	5.9%	31-40	3	17.6%
Herrin	2	11.8%	41-50	1	5.9%
Johnston City			51-60		
Marion			61-70		
Murphysboro	1	5.9%	71-80		
West Frankfort	1	5.9%	81+		
Trico			Unk		
Feeder H.S. Total	7	41.2%	Total	17	100.0%
Agape Christian			Avg	25.2	
GED	1	5.9%	<21	9	52.9%
			>60		

Enrollments	
SP '16	7
SP '17	10
SP '18	13
SP '19	13
SP '20	12
SP '21	17



Graduates	
SP '16	-
SP '17	1
SP '18	-
SP '19	-
SP '20	-
SP '21	2



Demographics	Male						Female						Grand Total					
	Full-time		Part-time		Male Total		Full-time		Part-time		Female Total		Full-time		Part-time		Grand Total	
	#	%	#	%	#	%	#	%	#	%	#	%	#	%	#	%	#	%
Asian																		
American Indian / Alaskan Native																		
Black or African American	1	5.9%			1	5.9%							1	5.9%			1	5.9%
Hispanic																		
White	9	52.9%	4	23.5%	13	76.5%	1	5.9%	1	5.9%	2	11.8%	10	58.8%	5	29.4%	15	88.2%
Native Hawaiian or Pacific Islander																		
Unknown	1	5.9%			1	5.9%							1	5.9%			1	5.9%
Totals	11	64.7%	4	23.5%	15	88.2%	1	5.9%	1	5.9%	2	11.8%	12	70.6%	5	29.4%	17	100.0%

2-Year Associate in Applied Science

Electronics Technology

CIP Code: **15.0303**

Curriculum Code: **00ELT3010**



Electronics Technology

Summer 2020

CIP Code: 15.0303

Curriculum Code: 00ELT3010

Program: AAS

Total Enrollment:

Male:

FT:

Avg Age:

Minority:

Female:

PT:

Feeder Enrl:

Feeder H.S. Enrollees

#

%

Carbondale
Carterville
Crab Orchard
DuQuoin
Elverado
Herrin
Johnston City
Marion
Murphysboro
West Frankfort
Trico

Feeder H.S. Total

Agape Christian
GED

Age

#

%

< = 17
18-20
21-25
26-30
31-40
41-50
51-60
61-70
71-80
81+

Unk

Total

Avg

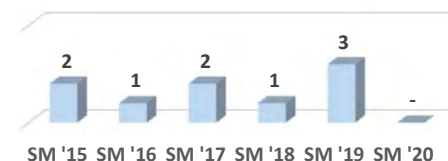
<21

>60

Enrollments

SM '15 2
SM '16 1
SM '17 2
SM '18 1
SM '19 3
SM '20 -

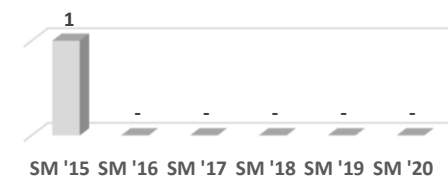
Enrollments



Graduates

SM '15 1
SM '16 -
SM '17 -
SM '18 -
SM '19 -
SM '20 -

Graduates



Demographics	Male						Female						Grand Total					
	Full-time		Part-time		Male Total		Full-time		Part-time		Female Total		Full-time		Part-time		Grand Total	
	#	%	#	%	#	%	#	%	#	%	#	%	#	%	#	%	#	%
Asian																		
American Indian / Alaskan Native																		
Black or African American																		
Hispanic																		
White																		
Native Hawaiian or Pacific Islander																		
Unknown																		
Totals																		



Electronics Technology

Fall 2020

CIP Code: 15.0303

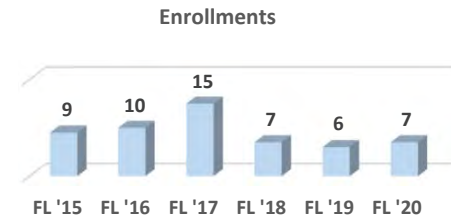
Curriculum Code: 00ELT3010

Program: AAS

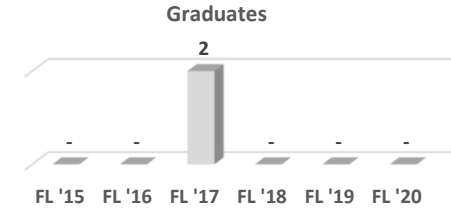
Total Enrollment:	7	100.0%	Male:	6	85.7%	FT:	5	71.4%	Avg Age:	25.4
Minority:			Female:	1	14.3%	PT:	2	28.6%	Feeder Enrl:	4 57.1%

Feeder H.S. Enrollees	#	%	Age	#	%
Carbondale			< = 17		
Carterville			18-20	5	71.4%
Crab Orchard			21-25		
DuQuoin			26-30		
Elverado			31-40	1	14.3%
Herrin	1	14.3%	41-50	1	14.3%
Johnston City			51-60		
Marion	2	28.6%	61-70		
Murphysboro			71-80		
West Frankfort	1	14.3%	81+		
Trico			Unk		
Feeder H.S. Total	4	57.1%	Total	7	100.0%
Agape Christian			Avg	25.4	
GED	1	14.3%	<21	5	71.4%
			>60		

Enrollments	
FL '15	9
FL '16	10
FL '17	15
FL '18	7
FL '19	6
FL '20	7



Graduates	
FL '15	-
FL '16	-
FL '17	2
FL '18	-
FL '19	-
FL '20	-



Demographics	Male						Female						Grand Total					
	Full-time		Part-time		Male Total		Full-time		Part-time		Female Total		Full-time		Part-time		Grand Total	
	#	%	#	%	#	%	#	%	#	%	#	%	#	%	#	%	#	%
Asian																		
American Indian / Alaskan Native																		
Black or African American																		
Hispanic																		
White	5	71.4%			5	71.4%			1	14.3%	1	14.3%	5	71.4%	1	14.3%	6	85.7%
Native Hawaiian or Pacific Islander																		
Unknown			1	14.3%	1	14.3%									1	14.3%	1	14.3%
Totals	5	71.4%	1	14.3%	6	85.7%			1	14.3%	1	14.3%	5	71.4%	2	28.6%	7	100.0%



Electronics Technology

Spring 2021

CIP Code: 15.0303

Curriculum Code: 00ELT3010

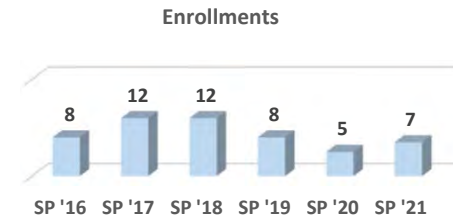
Program: AAS

Total Enrollment:	7	100.0%	Male:	7	100.0%	FT:	5	71.4%	Avg Age:	24.9
Minority:			Female:			PT:	2	28.6%	Feeder Enrl:	3 42.9%

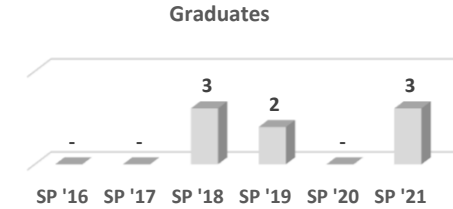
Feeder H.S. Enrollees	#	%
Carbondale	1	14.3%
Cartersville		
Crab Orchard		
DuQuoin		
Elverado		
Herrin	1	14.3%
Johnston City		
Marion		
Murphysboro	1	14.3%
West Frankfort		
Trico		
Feeder H.S. Total	3	42.9%
Agape Christian		
GED		

Age	#	%
< = 17		
18-20	5	71.4%
21-25		
26-30		
31-40	1	14.3%
41-50	1	14.3%
51-60		
61-70		
71-80		
81+		
Unk		
Total	7	100.0%
Avg	24.9	
<21	5	71.4%
>60		

Enrollments	#
SP '16	8
SP '17	12
SP '18	12
SP '19	8
SP '20	5
SP '21	7



Graduates	#
SP '16	-
SP '17	-
SP '18	3
SP '19	2
SP '20	-
SP '21	3



Demographics	Male						Female						Grand Total					
	Full-time		Part-time		Male Total		Full-time		Part-time		Female Total		Full-time		Part-time		Grand Total	
	#	%	#	%	#	%	#	%	#	%	#	%	#	%	#	%	#	%
Asian																		
American Indian / Alaskan Native																		
Black or African American																		
Hispanic																		
White	5	71.4%	1	14.3%	6	85.7%							5	71.4%	1	14.3%	6	85.7%
Native Hawaiian or Pacific Islander																		
Unknown			1	14.3%	1	14.3%									1	14.3%	1	14.3%
Totals	5	71.4%	2	28.6%	7	100.0%							5	71.4%	2	28.6%	7	100.0%

2-Year Associate in Applied Science

Emergency Medical Services

CIP Code: **51.0904**

Curriculum Code: **EMS 0101**



Emergency Medical Services

Summer 2020

CIP Code: 51.0904

Curriculum Code:

EMS 0101

Program:

AAS

Total Enrollment: 10 100.0%
Minority: 1 10.0%

Male: 9 90.0%
Female: 1 10.0%

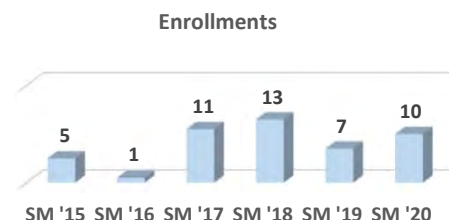
FT: 9 90.0%
PT: 1 10.0%

Avg Age: 32.2
Feeder Enrl:

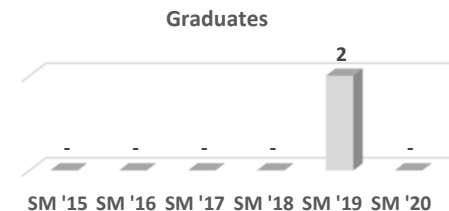
Feeder H.S. Enrollees	#	%
Carbondale		
Cartersville		
Crab Orchard		
DuQuoin		
Elverado		
Herrin		
Johnston City		
Marion		
Murphysboro		
West Frankfort		
Trico		
Feeder H.S. Total		
Agape Christian		
GED	1	10.0%

Age	#	%
< = 17		
18-20	1	10.0%
21-25	2	20.0%
26-30	1	10.0%
31-40	3	30.0%
41-50	2	20.0%
51-60		
61-70		
71-80		
81+		
Unk	1	10.0%
Total	10	100.0%
Avg	32.2	
<21	1	10.0%
>60		

Enrollments	
SM '15	5
SM '16	1
SM '17	11
SM '18	13
SM '19	7
SM '20	10



Graduates	
SM '15	-
SM '16	-
SM '17	-
SM '18	-
SM '19	2
SM '20	-



Demographics	Male						Female						Grand Total					
	Full-time		Part-time		Male Total		Full-time		Part-time		Female Total		Full-time		Part-time		Grand Total	
	#	%	#	%	#	%	#	%	#	%	#	%	#	%	#	%	#	%
Asian																		
American Indian / Alaskan Native																		
Black or African American	1	10.0%			1	10.0%							1	10.0%			1	10.0%
Hispanic																		
White	7	70.0%			7	70.0%							7	70.0%			7	70.0%
Native Hawaiian or Pacific Islander																		
Unknown			1	10.0%	1	10.0%	1	10.0%			1	10.0%	1	10.0%	1	10.0%	2	20.0%
Totals	8	80.0%	1	10.0%	9	90.0%	1	10.0%			1	10.0%	9	90.0%	1	10.0%	10	100.0%



Emergency Medical Services

Fall 2020

CIP Code: 51.0904

Curriculum Code:

EMS 0101

Program:

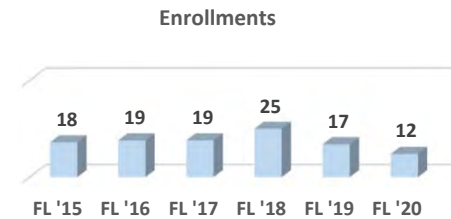
AAS

Total Enrollment:	12	100.0%	Male:	10	83.3%	FT:	12	100.0%	Avg Age:	33.8
Minority:	1	8.3%	Female:	2	16.7%	PT:			Feeder Enrl:	4 33.3%

Feeder H.S. Enrollees	#	%	Age	#	%
Carbondale			< = 17		
Carterville			18-20	1	8.3%
Crab Orchard			21-25	2	16.7%
DuQuoin			26-30	1	8.3%
Elverado			31-40	6	50.0%
Herrin			41-50	1	8.3%
Johnston City	1	8.3%	51-60	1	8.3%
Marion	1	8.3%	61-70		
Murphysboro	1	8.3%	71-80		
West Frankfort			81+		
Trico	1	8.3%	Unk		
Feeder H.S. Total	4	33.3%	Total	12	100.0%
Agape Christian			Avg	33.8	
GED			<21	1	8.3%
			>60		

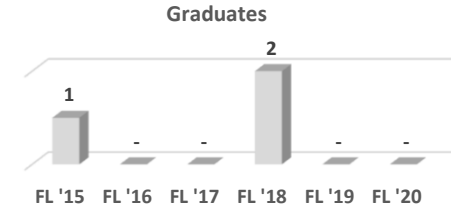
Enrollments

FL '15	18
FL '16	19
FL '17	19
FL '18	25
FL '19	17
FL '20	12



Graduates

FL '15	1
FL '16	-
FL '17	-
FL '18	2
FL '19	-
FL '20	-



Demographics	Male						Female						Grand Total					
	Full-time		Part-time		Male Total		Full-time		Part-time		Female Total		Full-time		Part-time		Grand Total	
	#	%	#	%	#	%	#	%	#	%	#	%	#	%	#	%	#	%
Asian																		
American Indian / Alaskan Native																		
Black or African American	1	8.3%			1	8.3%							1	8.3%			1	8.3%
Hispanic																		
White	9	75.0%			9	75.0%	1	8.3%			1	8.3%	10	83.3%			10	83.3%
Native Hawaiian or Pacific Islander																		
Unknown							1	8.3%			1	8.3%	1	8.3%			1	8.3%
Totals	10	83.3%			10	83.3%	2	16.7%			2	16.7%	12	100.0%			12	100.0%



Emergency Medical Services

Spring 2021

CIP Code: 51.0904

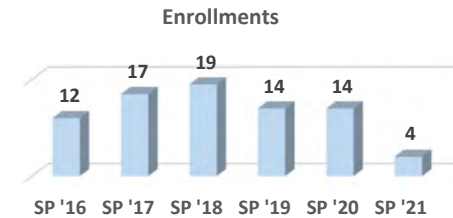
Curriculum Code: EMS 0101

Program: AAS

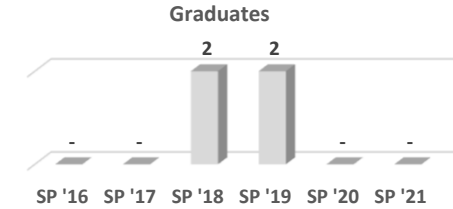
Total Enrollment:	4	100.0%	Male:	4	100.0%	FT:	3	75.0%	Avg Age:	28.5
Minority:			Female:			PT:	1	25.0%	Feeder Enrl:	

Feeder H.S. Enrollees	#	%	Age	#	%
Carbondale			< = 17		
Cartersville			18-20		
Crab Orchard			21-25	2	50.0%
DuQuoin			26-30	1	25.0%
Elverado			31-40	1	25.0%
Herrin			41-50		
Johnston City			51-60		
Marion			61-70		
Murphysboro			71-80		
West Frankfort			81+		
Trico			Unk		
Feeder H.S. Total			Total	4	100.0%
Agape Christian			Avg	28.5	
GED			<21		
			>60		

Enrollments	
SP '16	12
SP '17	17
SP '18	19
SP '19	14
SP '20	14
SP '21	4



Graduates	
SP '16	-
SP '17	-
SP '18	2
SP '19	2
SP '20	-
SP '21	-



Demographics	Male						Female						Grand Total					
	Full-time		Part-time		Male Total		Full-time		Part-time		Female Total		Full-time		Part-time		Grand Total	
	#	%	#	%	#	%	#	%	#	%	#	%	#	%	#	%	#	%
Asian																		
American Indian / Alaskan Native																		
Black or African American																		
Hispanic																		
White	3	75.0%	1	25.0%	4	100.0%							3	75.0%	1	25.0%	4	100.0%
Native Hawaiian or Pacific Islander																		
Unknown																		
Totals	3	75.0%	1	25.0%	4	100.0%							3	75.0%	1	25.0%	4	100.0%

2-Year Associate in Applied Science

Graphics Design

CIP Code: 50.0409

Curriculum Code: GRD 2004



Graphics Design

CIP Code: 50.0409

Curriculum Code:

GRD 2004

Program:

AAS

Summer 2020

Total Enrollment: 2 100.0%

Minority:

Male: 1 50.0%

Female: 1 50.0%

FT: 1 50.0%

PT: 1 50.0%

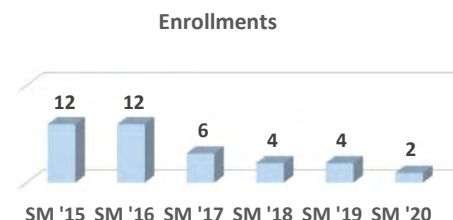
Avg Age: 20.5

Feeder Enrl: 1 50.0%

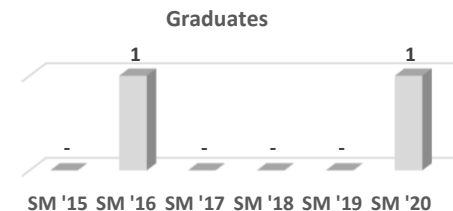
Feeder H.S. Enrollees	#	%
Carbondale		
Carterville		
Crab Orchard		
DuQuoin		
Elverado		
Herrin		
Johnston City		
Marion	1	50.0%
Murphysboro		
West Frankfort		
Trico		
Feeder H.S. Total	1	50.0%
Agape Christian	1	50.0%
GED		

Age	#	%
< = 17		
18-20	2	100.0%
21-25		
26-30		
31-40		
41-50		
51-60		
61-70		
71-80		
81+		
Unk		
Total	2	100.0%
Avg	20.5	
<21	2	100.0%
>60		

Enrollments	
SM '15	12
SM '16	12
SM '17	6
SM '18	4
SM '19	4
SM '20	2



Graduates	
SM '15	-
SM '16	1
SM '17	-
SM '18	-
SM '19	-
SM '20	1



Demographics	Male						Female						Grand Total					
	Full-time		Part-time		Male Total		Full-time		Part-time		Female Total		Full-time		Part-time		Grand Total	
	#	%	#	%	#	%	#	%	#	%	#	%	#	%	#	%	#	%
Asian																		
American Indian / Alaskan Native																		
Black or African American																		
Hispanic																		
White			1	50.0%	1	50.0%	1	50.0%			1	50.0%	1	50.0%	1	50.0%	2	100.0%
Native Hawaiian or Pacific Islander																		
Unknown																		
Totals			1	50.0%	1	50.0%	1	50.0%			1	50.0%	1	50.0%	1	50.0%	2	100.0%



Graphics Design

CIP Code: 50.0409

Curriculum Code:

GRD 2004

Program:

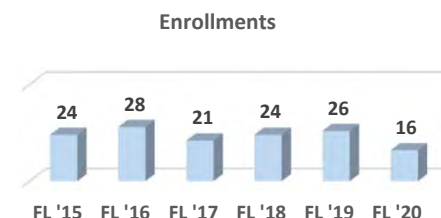
AAS

Fall 2020

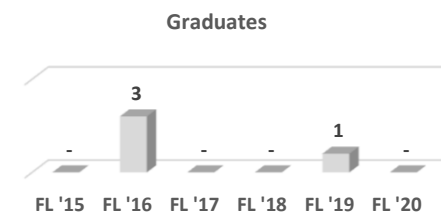
Total Enrollment:	16	100.0%	Male:	10	62.5%	FT:	9	56.3%	Avg Age:	23.8
Minority:	3	18.8%	Female:	6	37.5%	PT:	7	43.8%	Feeder Enrl:	6 37.5%

Feeder H.S. Enrollees	#	%	Age	#	%
Carbondale	2	12.5%	< = 17		
Carterville			18-20	10	62.5%
Crab Orchard			21-25	4	25.0%
DuQuoin			26-30	1	6.3%
Elverado			31-40		
Herrin	2	12.5%	41-50		
Johnston City	1	6.3%	51-60		
Marion			61-70	1	6.3%
Murphysboro			71-80		
West Frankfort			81+		
Trico	1	6.3%	Unk		
Feeder H.S. Total	6	37.5%	Total	16	100.0%
Agape Christian			Avg	23.8	
GED	1	6.3%	<21	10	62.5%
			>60	1	6.3%

Enrollments	
FL '15	24
FL '16	28
FL '17	21
FL '18	24
FL '19	26
FL '20	16



Graduates	
FL '15	-
FL '16	3
FL '17	-
FL '18	-
FL '19	1
FL '20	-



Demographics	Male						Female						Grand Total					
	Full-time		Part-time		Male Total		Full-time		Part-time		Female Total		Full-time		Part-time		Grand Total	
	#	%	#	%	#	%	#	%	#	%	#	%	#	%	#	%	#	%
Asian																		
American Indian / Alaskan Native																		
Black or African American	1	6.3%	1	6.3%	2	12.5%							1	6.3%	1	6.3%	2	12.5%
Hispanic			1	6.3%	1	6.3%									1	6.3%	1	6.3%
White	3	18.8%	3	18.8%	6	37.5%	3	18.8%	2	12.5%	5	31.3%	6	37.5%	5	31.3%	11	68.8%
Native Hawaiian or Pacific Islander																		
Unknown	1	6.3%			1	6.3%	1	6.3%			1	6.3%	2	12.5%			2	12.5%
Totals	5	31.3%	5	31.3%	10	62.5%	4	25.0%	2	12.5%	6	37.5%	9	56.3%	7	43.8%	16	100.0%



Graphics Design

CIP Code: 50.0409

Curriculum Code:

GRD 2004

Program:

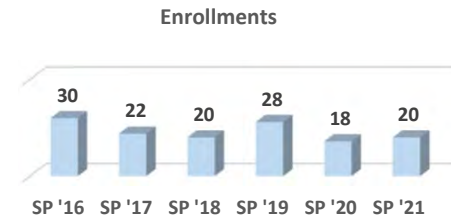
AAS

Spring 2021

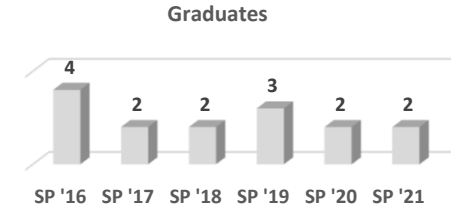
Total Enrollment:	20	100.0%	Male:	12	60.0%	FT:	12	60.0%	Avg Age:	25.9
Minority:	5	25.0%	Female:	8	40.0%	PT:	8	40.0%	Feeder Enrl:	9 45.0%

Feeder H.S. Enrollees	#	%	Age	#	%
Carbondale	2	10.0%	< = 17		
Carterville			18-20	11	55.0%
Crab Orchard			21-25	4	20.0%
DuQuoin			26-30	2	10.0%
Elverado			31-40	1	5.0%
Herrin	1	5.0%	41-50	1	5.0%
Johnston City			51-60		
Marion	4	20.0%	61-70	1	5.0%
Murphysboro			71-80		
West Frankfort	2	10.0%	81+		
Trico			Unk		
Feeder H.S. Total	9	45.0%	Total	20	100.0%
Agape Christian			Avg	25.9	
GED	2	10.0%	<21	11	55.0%
			>60	1	5.0%

Enrollments	
SP '16	30
SP '17	22
SP '18	20
SP '19	28
SP '20	18
SP '21	20



Graduates	
SP '16	4
SP '17	2
SP '18	2
SP '19	3
SP '20	2
SP '21	2



Demographics	Male						Female						Grand Total					
	Full-time		Part-time		Male Total		Full-time		Part-time		Female Total		Full-time		Part-time		Grand Total	
	#	%	#	%	#	%	#	%	#	%	#	%	#	%	#	%	#	%
Asian																		
American Indian / Alaskan Native	1	5.0%			1	5.0%							1	5.0%			1	5.0%
Black or African American	2	10.0%			2	10.0%							2	10.0%			2	10.0%
Hispanic	1	5.0%	1	5.0%	2	10.0%							1	5.0%	1	5.0%	2	10.0%
White	2	10.0%	5	25.0%	7	35.0%	6	30.0%	2	10.0%	8	40.0%	8	40.0%	7	35.0%	15	75.0%
Native Hawaiian or Pacific Islander																		
Unknown																		
Totals	6	30.0%	6	30.0%	12	60.0%	6	30.0%	2	10.0%	8	40.0%	12	60.0%	8	40.0%	20	100.0%

2-Year Associate in Applied Science

Heating & Air Conditioning

CIP Code: **47.0201**

Curriculum Code: **HAC 0095**



Heating & Air Conditioning

Summer 2020

CIP Code: 47.0201

Curriculum Code:

HAC 0095

Program:

AAS

Total Enrollment: 4 100.0%

Male: 4 100.0%

FT: 1 25.0%

Avg Age: 22.1

Minority:

Female:

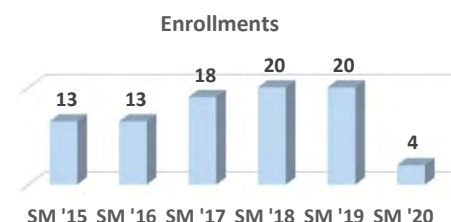
PT: 3 75.0%

Feeder Enrl: 3 75.0%

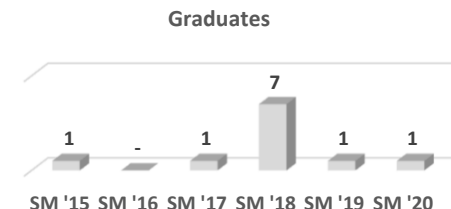
Feeder H.S. Enrollees	#	%
Carbondale		
Carterville		
Crab Orchard		
DuQuoin		
Elverado		
Herrin		
Johnston City		
Marion	1	25.0%
Murphysboro		
West Frankfort	2	50.0%
Trico		
Feeder H.S. Total	3	75.0%
Agape Christian		
GED		

Age	#	%
< = 17		
18-20	2	50.0%
21-25	1	25.0%
26-30	1	25.0%
31-40		
41-50		
51-60		
61-70		
71-80		
81+		
Unk		
Total	4	100.0%
Avg	22.1	
<21	2	50.0%
>60		

Enrollments	
SM '15	13
SM '16	13
SM '17	18
SM '18	20
SM '19	20
SM '20	4



Graduates	
SM '15	1
SM '16	-
SM '17	1
SM '18	7
SM '19	1
SM '20	1



Demographics	Male						Female						Grand Total					
	Full-time		Part-time		Male Total		Full-time		Part-time		Female Total		Full-time		Part-time		Grand Total	
	#	%	#	%	#	%	#	%	#	%	#	%	#	%	#	%	#	%
Asian																		
American Indian / Alaskan Native																		
Black or African American																		
Hispanic																		
White	1	25.0%	3	75.0%	4	100.0%							1	25.0%	3	75.0%	4	100.0%
Native Hawaiian or Pacific Islander																		
Unknown																		
Totals	1	25.0%	3	75.0%	4	100.0%							1	25.0%	3	75.0%	4	100.0%



Heating & Air Conditioning

Fall 2020

CIP Code:

47.0201

Curriculum Code:

HAC 0095

Program:

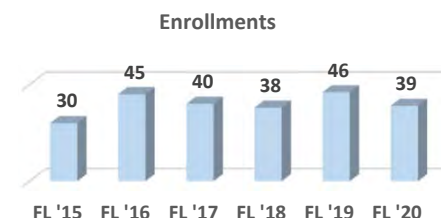
AAS

Total Enrollment:	39	100.0%	Male:	39	100.0%	FT:	25	64.1%	Avg Age:	27.2
Minority:	1	2.6%	Female:			PT:	14	35.9%	Feeder Enrl:	15 38.5%

Feeder H.S. Enrollees	#	%	Age	#	%
Carbondale	2	5.1%	< = 17		
Carterville	2	5.1%	18-20	13	33.3%
Crab Orchard			21-25	8	20.5%
DuQuoin			26-30	8	20.5%
Elverado	1	2.6%	31-40	6	15.4%
Herrin	2	5.1%	41-50	3	7.7%
Johnston City	3	7.7%	51-60	1	2.6%
Marion	3	7.7%	61-70		
Murphysboro			71-80		
West Frankfort	2	5.1%	81+		
Trico			Unk		
Feeder H.S. Total	15	38.5%	Total	39	100.0%
Agape Christian			Avg	27.2	
GED	2	5.1%	<21	13	33.3%
			>60		

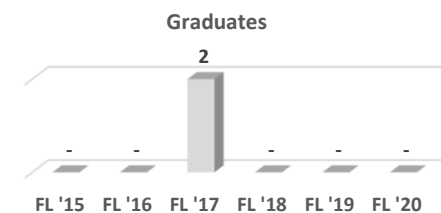
Enrollments

FL '15	30
FL '16	45
FL '17	40
FL '18	38
FL '19	46
FL '20	39



Graduates

FL '15	-
FL '16	-
FL '17	2
FL '18	-
FL '19	-
FL '20	-



Demographics	Male						Female						Grand Total					
	Full-time		Part-time		Male Total		Full-time		Part-time		Female Total		Full-time		Part-time		Grand Total	
	#	%	#	%	#	%	#	%	#	%	#	%	#	%	#	%	#	%
Asian																		
American Indian / Alaskan Native																		
Black or African American			1	2.6%	1	2.6%									1	2.6%	1	2.6%
Hispanic																		
White	20	51.3%	13	33.3%	33	84.6%							20	51.3%	13	33.3%	33	84.6%
Native Hawaiian or Pacific Islander																		
Unknown	5	12.8%			5	12.8%							5	12.8%			5	12.8%
Totals	25	64.1%	14	35.9%	39	100.0%							25	64.1%	14	35.9%	39	100.0%



Heating & Air Conditioning

Spring 2021

CIP Code: 47.0201

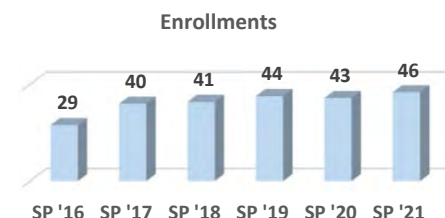
Curriculum Code: HAC 0095

Program: AAS

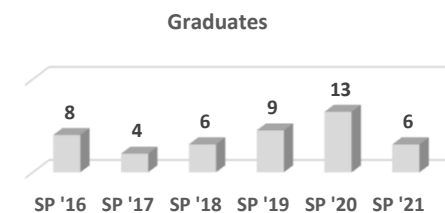
Total Enrollment:	46	100.0%	Male:	42	91.3%	FT:	32	69.6%	Avg Age:	26.8
Minority:	4	8.7%	Female:	4	8.7%	PT:	14	30.4%	Feeder Enrl:	26 56.5%

Feeder H.S. Enrollees	#	%	Age	#	%
Carbondale	4	8.7%	< = 17		
Cartersville			18-20	17	37.0%
Crab Orchard			21-25	10	21.7%
DuQuoin	4	8.7%	26-30	8	17.4%
Elverado			31-40	7	15.2%
Herrin	4	8.7%	41-50	3	6.5%
Johnston City	2	4.3%	51-60	1	2.2%
Marion	3	6.5%	61-70		
Murphysboro	1	2.2%	71-80		
West Frankfort	5	10.9%	81+		
Trico	3	6.5%	Unk		
Feeder H.S. Total	26	56.5%	Total	46	100.0%
Agape Christian			Avg	26.8	
GED	3	6.5%	<21	17	37.0%
			>60		

Enrollments	
SP '16	29
SP '17	40
SP '18	41
SP '19	44
SP '20	43
SP '21	46



Graduates	
SP '16	8
SP '17	4
SP '18	6
SP '19	9
SP '20	13
SP '21	6



Demographics	Male						Female						Grand Total					
	Full-time		Part-time		Male Total		Full-time		Part-time		Female Total		Full-time		Part-time		Grand Total	
	#	%	#	%	#	%	#	%	#	%	#	%	#	%	#	%	#	%
Asian			1	2.2%	1	2.2%									1	2.2%	1	2.2%
American Indian / Alaskan Native																		
Black or African American	1	2.2%	1	2.2%	2	4.3%			1	2.2%	1	2.2%	1	2.2%	2	4.3%	3	6.5%
Hispanic																		
White	27	58.7%	10	21.7%	37	80.4%	2	4.3%	1	2.2%	3	6.5%	29	63.0%	11	23.9%	40	87.0%
Native Hawaiian or Pacific Islander																		
Unknown	2	4.3%			2	4.3%							2	4.3%			2	4.3%
Totals	30	65.2%	12	26.1%	42	91.3%	2	4.3%	2	4.3%	4	8.7%	32	69.6%	14	30.4%	46	100.0%

2-Year Associate in Applied Science

Industrial Maintenance

CIP Code: **47.0303**

Curriculum Code: **IDM000069**



Industrial Maintenance

Summer 2020

CIP Code: 47.0303

Curriculum Code:

IDM000069

Program:

AAS

Total Enrollment: 6 100.0%

Male: 6 100.0%

FT: 2 33.3%

Avg Age: 30.0

Minority:

Female:

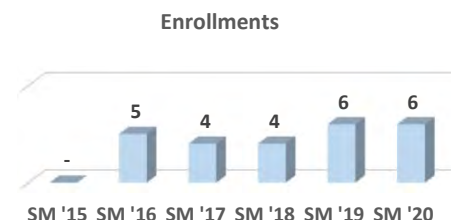
PT: 4 66.7%

Feeder Enrl: 2 33.3%

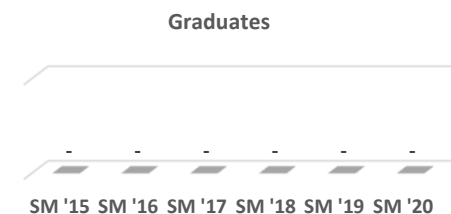
Feeder H.S. Enrollees	#	%
Carbondale		
Carterville		
Crab Orchard		
DuQuoin		
Elverado		
Herrin		
Johnston City		
Marion		
Murphysboro		
West Frankfort	2	33.3%
Trico		
Feeder H.S. Total	2	33.3%
Agape Christian		
GED	3	50.0%

Age	#	%
< = 17		
18-20		
21-25	2	33.3%
26-30	2	33.3%
31-40	1	16.7%
41-50	1	16.7%
51-60		
61-70		
71-80		
81+		
Unk		
Total	6	100.0%
Avg	30.0	
<21		
>60		

Enrollments	
SM '15	-
SM '16	5
SM '17	4
SM '18	4
SM '19	6
SM '20	6



Graduates	
SM '15	-
SM '16	-
SM '17	-
SM '18	-
SM '19	-
SM '20	-



Demographics	Male						Female						Grand Total					
	Full-time		Part-time		Male Total		Full-time		Part-time		Female Total		Full-time		Part-time		Grand Total	
	#	%	#	%	#	%	#	%	#	%	#	%	#	%	#	%	#	%
Asian																		
American Indian / Alaskan Native																		
Black or African American																		
Hispanic																		
White	2	33.3%	4	66.7%	6	100.0%							2	33.3%	4	66.7%	6	100.0%
Native Hawaiian or Pacific Islander																		
Unknown																		
Totals	2	33.3%	4	66.7%	6	100.0%							2	33.3%	4	66.7%	6	100.0%



Industrial Maintenance

Fall 2020

CIP Code: 47.0303

Curriculum Code:

IDM000069

Program:

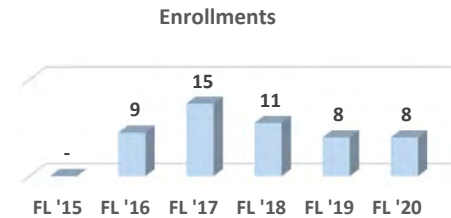
AAS

Total Enrollment:	8	100.0%	Male:	8	100.0%	FT:	3	37.5%	Avg Age:	34.2
Minority:	1	12.5%	Female:			PT:	5	62.5%	Feeder Enrl:	4 50.0%

Feeder H.S. Enrollees	#	%	Age	#	%
Carbondale			<= 17		
Carterville			18-20		
Crab Orchard			21-25	2	1.0%
DuQuoin	1	12.5%	26-30	1	12.5%
Elverado			31-40	2	25.0%
Herrin	2	25.0%	41-50	3	37.5%
Johnston City			51-60		
Marion	1	12.5%	61-70		
Murphysboro			71-80		
West Frankfort			81+		
Trico			Unk		
Feeder H.S. Total	4	50.0%	Total	8	100.0%
Agape Christian			Avg	34.2	
GED			<21		
			>60		

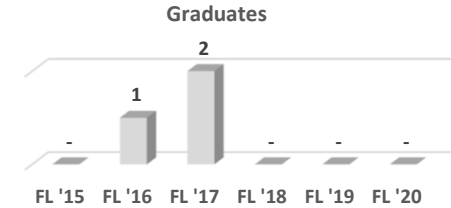
Enrollments

FL '15	-
FL '16	9
FL '17	15
FL '18	11
FL '19	8
FL '20	8



Graduates

FL '15	-
FL '16	1
FL '17	2
FL '18	-
FL '19	-
FL '20	-



Demographics	Male						Female						Grand Total					
	Full-time		Part-time		Male Total		Full-time		Part-time		Female Total		Full-time		Part-time		Grand Total	
	#	%	#	%	#	%	#	%	#	%	#	%	#	%	#	%	#	%
Asian																		
American Indian / Alaskan Native																		
Black or African American	1	12.5%			1	12.5%							1	12.5%			1	12.5%
Hispanic																		
White	2	25.0%	5	62.5%	7	87.5%							2	25.0%	5	62.5%	7	87.5%
Native Hawaiian or Pacific Islander																		
Unknown																		
Totals	3	37.5%	5	62.5%	8	100.0%							3	37.5%	5	62.5%	8	100.0%



Industrial Maintenance

Spring 2021

CIP Code: 47.0303

Curriculum Code:

IDM000069

Program:

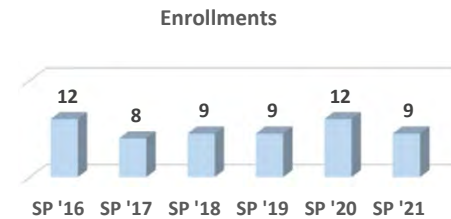
AAS

Total Enrollment:	9	100.0%	Male:	9	100.0%	FT:	3	33.3%	Avg Age:	31.4
Minority:	1	11.1%	Female:			PT:	6	66.7%	Feeder Enrl:	3 33.3%

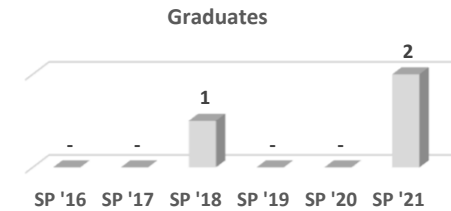
Feeder H.S. Enrollees	#	%
Carbondale	1	11.1%
Carterville		
Crab Orchard		
DuQuoin		
Elverado		
Herrin	1	11.1%
Johnston City		
Marion		
Murphysboro		
West Frankfort		
Trico	1	11.1%
Feeder H.S. Total	3	33.3%
Agape Christian		
GED	1	11.1%

Age	#	%
< = 17		
18-20	2	22.2%
21-25	2	22.2%
26-30		
31-40	3	33.3%
41-50	2	22.2%
51-60		
61-70		
71-80		
81+		
Unk		
Total	9	100.0%
Avg	31.4	
<21	2	22.2%
>60		

Enrollments	
SP '16	12
SP '17	8
SP '18	9
SP '19	9
SP '20	12
SP '21	9



Graduates	
SP '16	-
SP '17	-
SP '18	1
SP '19	-
SP '20	-
SP '21	2



Demographics	Male						Female						Grand Total					
	Full-time		Part-time		Male Total		Full-time		Part-time		Female Total		Full-time		Part-time		Grand Total	
	#	%	#	%	#	%	#	%	#	%	#	%	#	%	#	%	#	%
Asian																		
American Indian / Alaskan Native																		
Black or African American	1	11.1%			1	11.1%							1	11.1%			1	11.1%
Hispanic																		
White	2	22.2%	6	66.7%	8	88.9%							2	22.2%	6	66.7%	8	88.9%
Native Hawaiian or Pacific Islander																		
Unknown																		
Totals	3	33.3%	6	66.7%	9	100.0%							3	33.3%	6	66.7%	9	100.0%

2-Year Associate in Applied Science

Industrial Maintenance Engineering

CIP Code: **15.0612**

Curriculum Code: **00ELT3012**



Industrial Maintenance Engineering

Summer 2020

CIP Code: 15.0612

Curriculum Code:

00ELT3012

Program:

AAS

Total Enrollment: 4 100.0%

Male: 4 100.0%

FT: 3 75.0%

Avg Age: 22.7

Minority:

Female:

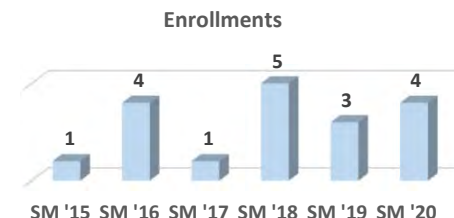
PT: 1 25.0%

Feeder Enrl: 1 25.0%

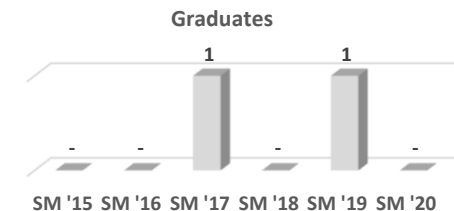
Feeder H.S. Enrollees	#	%
Carbondale		
Carterville		
Crab Orchard		
DuQuoin		
Elverado		
Herrin		
Johnston City		
Marion		
Murphysboro		
West Frankfort	1	25.0%
Trico		
Feeder H.S. Total	1	25.0%
Agape Christian		
GED		

Age	#	%
< = 17		
18-20	1	25.0%
21-25	2	50.0%
26-30	1	25.0%
31-40		
41-50		
51-60		
61-70		
71-80		
81+		
Unk		
Total	4	100.0%
Avg	22.7	
<21	1	25.0%
>60		

Enrollments	
SM '15	1
SM '16	4
SM '17	1
SM '18	5
SM '19	3
SM '20	4



Graduates	
SM '15	-
SM '16	-
SM '17	1
SM '18	-
SM '19	1
SM '20	-



Demographics	Male						Female						Grand Total					
	Full-time		Part-time		Male Total		Full-time		Part-time		Female Total		Full-time		Part-time		Grand Total	
	#	%	#	%	#	%	#	%	#	%	#	%	#	%	#	%	#	%
Asian																		
American Indian / Alaskan Native																		
Black or African American																		
Hispanic																		
White	1	25.0%	1	25.0%	2	50.0%							1	25.0%	1	25.0%	2	50.0%
Native Hawaiian or Pacific Islander																		
Unknown	2	50.0%			2	50.0%							2	50.0%			2	50.0%
Totals	3	75.0%	1	25.0%	4	100.0%							3	75.0%	1	25.0%	4	100.0%



Industrial Maintenance Engineering

Fall 2020

CIP Code: 15.0612

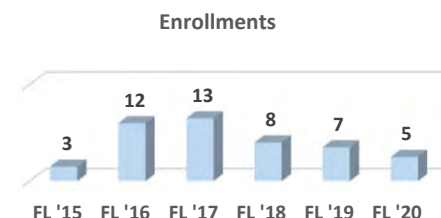
Curriculum Code: 00ELT3012

Program: AAS

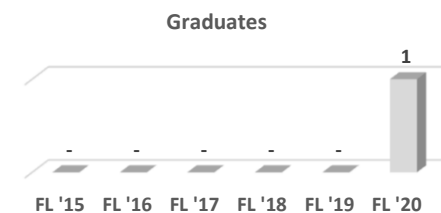
Total Enrollment:	5	100.0%	Male:	4	80.0%	FT:	2	40.0%	Avg Age:	22.0
Minority:			Female:	1	20.0%	PT:	3	60.0%	Feeder Enrl:	3 60.0%

Feeder H.S. Enrollees	#	%	Age	#	%
Carbondale			< = 17		
Carterville	2	40.0%	18-20	3	60.0%
Crab Orchard			21-25	1	20.0%
DuQuoin			26-30	1	20.0%
Elverado			31-40		
Herrin			41-50		
Johnston City			51-60		
Marion	1	20.0%	61-70		
Murphysboro			71-80		
West Frankfort			81+		
Trico			Unk		
Feeder H.S. Total	3	60.0%	Total	5	100.0%
Agape Christian			Avg	22.0	
GED			<21	3	60.0%
			>60		

Enrollments	
FL '15	3
FL '16	12
FL '17	13
FL '18	8
FL '19	7
FL '20	5



Graduates	
FL '15	-
FL '16	-
FL '17	-
FL '18	-
FL '19	-
FL '20	1



Demographics	Male						Female						Grand Total					
	Full-time		Part-time		Male Total		Full-time		Part-time		Female Total		Full-time		Part-time		Grand Total	
	#	%	#	%	#	%	#	%	#	%	#	%	#	%	#	%	#	%
Asian																		
American Indian / Alaskan Native																		
Black or African American																		
Hispanic																		
White	1	20.0%	1	20.0%	2	40.0%	1	20.0%			1	20.0%	2	40.0%	1	20.0%	3	60.0%
Native Hawaiian or Pacific Islander																		
Unknown			2	40.0%	2	40.0%									2	40.0%	2	40.0%
Totals	1	20.0%	3	60.0%	4	80.0%	1	20.0%			1	20.0%	2	40.0%	3	60.0%	5	100.0%



Industrial Maintenance Engineering

Spring 2021

CIP Code: 15.0612

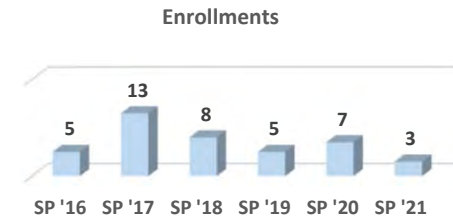
Curriculum Code: 00ELT3012

Program: AAS

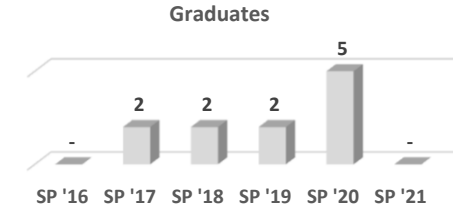
Total Enrollment:	3	100.0%	Male:	2	66.7%	FT:	2	66.7%	Avg Age:	20.7
Minority:			Female:	1	33.3%	PT:	1	33.3%	Feeder Enrl:	3 100.0%

Feeder H.S. Enrollees	#	%	Age	#	%
Carbondale	1	33.3%	< = 17		
Carterville	1	33.3%	18-20	2	66.7%
Crab Orchard			21-25	1	33.3%
DuQuoin			26-30		
Elverado			31-40		
Herrin	1	33.3%	41-50		
Johnston City			51-60		
Marion			61-70		
Murphysboro			71-80		
West Frankfort			81+		
Trico			Unk		
Feeder H.S. Total	3	100.0%	Total	3	100.0%
Agape Christian			Avg	20.7	
GED			<21	2	66.7%
			>60		

Enrollments	
SP '16	5
SP '17	13
SP '18	8
SP '19	5
SP '20	7
SP '21	3



Graduates	
SP '16	-
SP '17	2
SP '18	2
SP '19	2
SP '20	5
SP '21	-



Demographics	Male						Female						Grand Total					
	Full-time		Part-time		Male Total		Full-time		Part-time		Female Total		Full-time		Part-time		Grand Total	
	#	%	#	%	#	%	#	%	#	%	#	%	#	%	#	%	#	%
Asian																		
American Indian / Alaskan Native																		
Black or African American																		
Hispanic																		
White	1	33.3%	1	33.3%	2	66.7%	1	33.3%			1	33.3%	2	66.7%	1	33.3%	3	100.0%
Native Hawaiian or Pacific Islander																		
Unknown																		
Totals	1	33.3%	1	33.3%	2	66.7%	1	33.3%			1	33.3%	2	66.7%	1	33.3%	3	100.0%

2-Year Associate in Applied Science

Interpreter Preparation

CIP Code: **16.1603**

Curriculum Code: **IPP 0093**



Interpreter Preparation

Summer 2020

CIP Code: 16.1603

Curriculum Code:

IPP 0093

Program:

AAS

Total Enrollment: 2 100.0%

Male:

FT: 1 50.0%

Avg Age: 38.3

Minority:

Female: 2 100.0%

PT: 1 50.0%

Feeder Enrl:

Feeder H.S. Enrollees

%

Carbondale
Carterville
Crab Orchard
DuQuoin
Elverado
Herrin
Johnston City
Marion
Murphysboro
West Frankfort
Trico

Feeder H.S. Total

Agape Christian
GED

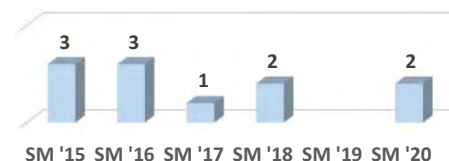
Age # %

< = 17
18-20
21-25 1 50.0%
26-30
31-40
41-50
51-60 1 50.0%
61-70
71-80
81+
Unk
Total 2 100.0%
Avg 38.3
<21
>60

Enrollments

SM '15 3
SM '16 3
SM '17 1
SM '18 2
SM '19
SM '20 2

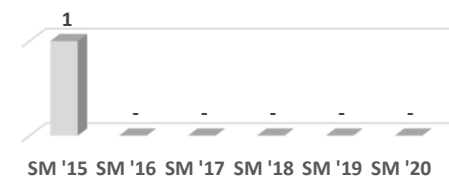
Enrollments



Graduates

SM '15 1
SM '16 -
SM '17 -
SM '18 -
SM '19 -
SM '20 -

Graduates



Demographics	Male						Female						Grand Total					
	Full-time		Part-time		Male Total		Full-time		Part-time		Female Total		Full-time		Part-time		Grand Total	
	#	%	#	%	#	%	#	%	#	%	#	%	#	%	#	%	#	%
Asian																		
American Indian / Alaskan Native																		
Black or African American																		
Hispanic																		
White							1	50.0%	1	50.0%	2	100.0%	1	50.0%	1	50.0%	2	100.0%
Native Hawaiian or Pacific Islander																		
Unknown																		
Totals							1	50.0%	1	50.0%	2	100.0%	1	50.0%	1	50.0%	2	100.0%



Interpreter Preparation

Fall 2020

CIP Code: 16.1603

Curriculum Code: IPP 0093

Program: AAS

Total Enrollment: 6 100.0%

Male: 6 100.0%

FT: 1 16.7%

Avg Age: 31.7

Minority:

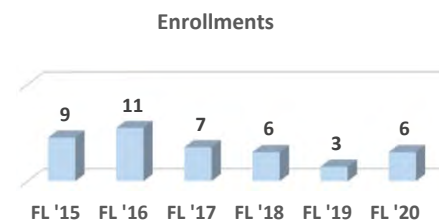
Female: 6 100.0%

PT: 5 83.3%

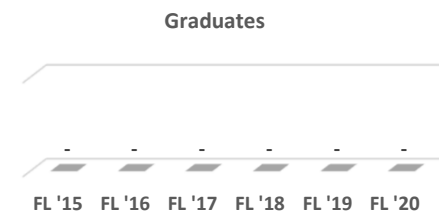
Feeder Enrl:

Feeder H.S. Enrollees	#	%	Age	#	%
Carbondale			<= 17		
Carterville			18-20	1	16.7%
Crab Orchard			21-25	2	33.3%
DuQuoin			26-30	1	16.7%
Elverado			31-40	1	16.7%
Herrin			41-50		
Johnston City			51-60	1	16.7%
Marion			61-70		
Murphysboro			71-80		
West Frankfort			81+		
Trico			Unk		
Feeder H.S. Total			Total	6	100.0%
			Avg	31.7	
Agape Christian			<21	1	16.7%
GED			>60		

Enrollments	
FL '15	9
FL '16	11
FL '17	7
FL '18	6
FL '19	3
FL '20	6



Graduates	
FL '15	-
FL '16	-
FL '17	-
FL '18	-
FL '19	-
FL '20	-



Demographics	Male						Female						Grand Total					
	Full-time		Part-time		Male Total		Full-time		Part-time		Female Total		Full-time		Part-time		Grand Total	
	#	%	#	%	#	%	#	%	#	%	#	%	#	%	#	%	#	%
Asian																		
American Indian / Alaskan Native																		
Black or African American																		
Hispanic																		
White									5	83.3%	5	83.3%			5	83.3%	5	83.3%
Native Hawaiian or Pacific Islander																		
Unknown							1	16.7%			1	16.7%	1	16.7%			1	16.7%
Totals							1	16.7%	5	83.3%	6	100.0%	1	16.7%	5	83.3%	6	100.0%



Interpreter Preparation

Spring 2021

CIP Code: 16.1603

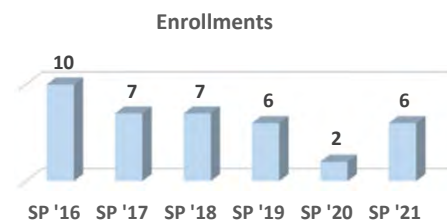
Curriculum Code: IPP 0093

Program: AAS

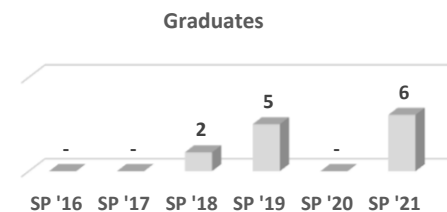
Total Enrollment:	6	100.0%	Male:			FT:	2	33.3%	Avg Age:	30.8
Minority:			Female:	6	100.0%	PT:	4	66.7%	Feeder Enrl:	2 33.3%

Feeder H.S. Enrollees	#	%	Age	#	%
Carbondale			< = 17		
Carterville	1	16.7%	18-20	1	16.7%
Crab Orchard	1	16.7%	21-25	3	50.0%
DuQuoin			26-30		
Elverado			31-40	1	16.7%
Herrin			41-50		
Johnston City			51-60	1	16.7%
Marion			61-70		
Murphysboro			71-80		
West Frankfort			81+		
Trico			Unk		
Feeder H.S. Total	2	33.3%	Total	6	100.0%
Agape Christian			Avg	30.8	
GED			<21	1	16.7%
			>60		

Enrollments	
SP '16	10
SP '17	7
SP '18	7
SP '19	6
SP '20	2
SP '21	6



Graduates	
SP '16	-
SP '17	-
SP '18	2
SP '19	5
SP '20	-
SP '21	6



Demographics	Male						Female						Grand Total					
	Full-time		Part-time		Male Total		Full-time		Part-time		Female Total		Full-time		Part-time		Grand Total	
	#	%	#	%	#	%	#	%	#	%	#	%	#	%	#	%	#	%
Asian																		
American Indian / Alaskan Native																		
Black or African American																		
Hispanic																		
White							1	16.7%	4	66.7%	5	83.3%	1	16.7%	4	66.7%	5	83.3%
Native Hawaiian or Pacific Islander																		
Unknown							1	16.7%			1	16.7%	1	16.7%			1	16.7%
Totals							2	33.3%	4	66.7%	6	100.0%	2	33.3%	4	66.7%	6	100.0%

2-Year Associate in Applied Science

Medical Administrative Assistant

CIP Code: **51.0716**

Curriculum Code: **00BUS0012**



Medical Administrative Assistant

Summer 2020

CIP Code: 51.0716

Curriculum Code:

00BUS0012

Program:

AAS

Total Enrollment:

Male:

FT:

Avg Age:

Minority:

Female:

PT:

Feeder Enrl:

Feeder H.S. Enrollees

#

%

Age

#

%

Enrollments

Enrollments

Carbondale

Cartersville

Crab Orchard

DuQuoin

Elverado

Herrin

Johnston City

Marion

Murphysboro

West Frankfort

Trico

Feeder H.S. Total

Agape Christian

GED

< = 17

18-20

21-25

26-30

31-40

41-50

51-60

61-70

71-80

81+

Unk

Total

Avg

<21

>60

SM '15

SM '16

SM '17

SM '18

SM '19

SM '20

SM '15 SM '16 SM '17 SM '18 SM '19 SM '20

Graduates

Graduates

SM '15

SM '16

SM '17

SM '18

SM '19

SM '20

SM '15 SM '16 SM '17 SM '18 SM '19 SM '20

Demographics	Male						Female						Grand Total					
	Full-time		Part-time		Male Total		Full-time		Part-time		Female Total		Full-time		Part-time		Grand Total	
	#	%	#	%	#	%	#	%	#	%	#	%	#	%	#	%	#	%
Asian																		
American Indian / Alaskan Native																		
Black or African American																		
Hispanic																		
White																		
Native Hawaiian or Pacific Islander																		
Unknown																		
Totals																		



Medical Administrative Assistant

Fall 2020

CIP Code: 51.0716

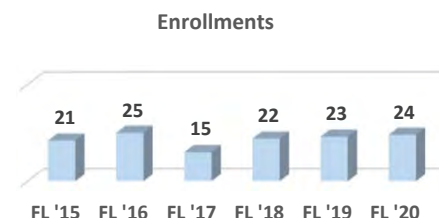
Curriculum Code: 00BUS0012

Program: AAS

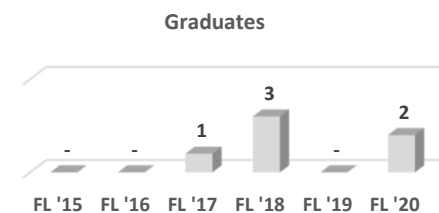
Total Enrollment:	24	100.0%	Male:	3	12.5%	FT:	10	41.7%	Avg Age:	32.8
Minority:	5	20.8%	Female:	21	87.5%	PT:	14	58.3%	Feeder Enrl:	14 58.3%

Feeder H.S. Enrollees	#	%	Age	#	%
Carbondale			< = 17		
Carterville	1	4.2%	18-20	2	8.3%
Crab Orchard	1	4.2%	21-25	5	20.8%
DuQuoin	3	12.5%	26-30	6	25.0%
Elverado			31-40	5	20.8%
Herrin	2	8.3%	41-50	4	16.7%
Johnston City	1	4.2%	51-60	2	8.3%
Marion	1	4.2%	61-70		
Murphysboro	2	8.3%	71-80		
West Frankfort	1	4.2%	81+		
Trico	2	8.3%	Unk		
Feeder H.S. Total	14	58.3%	Total	24	100.0%
Agape Christian			Avg	32.8	
GED			<21	2	8.3%
			>60		

Enrollments	
FL '15	21
FL '16	25
FL '17	15
FL '18	22
FL '19	23
FL '20	24



Graduates	
FL '15	-
FL '16	-
FL '17	1
FL '18	3
FL '19	-
FL '20	2



Demographics	Male						Female						Grand Total					
	Full-time		Part-time		Male Total		Full-time		Part-time		Female Total		Full-time		Part-time		Grand Total	
	#	%	#	%	#	%	#	%	#	%	#	%	#	%	#	%	#	%
Asian									1	4.2%	1	4.2%			1	4.2%	1	4.2%
American Indian / Alaskan Native																		
Black or African American							2	8.3%	2	8.3%	4	16.7%	2	8.3%	2	8.3%	4	16.7%
Hispanic																		
White	1	4.2%	2	8.3%	3	12.5%	6	25.0%	9	37.5%	15	62.5%	7	29.2%	11	45.8%	18	75.0%
Native Hawaiian or Pacific Islander																		
Unknown							1	4.2%			1	4.2%	1	4.2%			1	4.2%
Totals	1	4.2%	2	8.3%	3	12.5%	9	37.5%	12	50.0%	21	87.5%	10	41.7%	14	58.3%	24	100.0%



Medical Administrative Assistant

Spring 2021

CIP Code: 51.0716

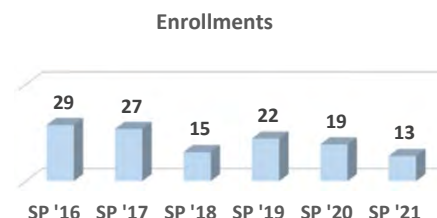
Curriculum Code: 00BUS0012

Program: AAS

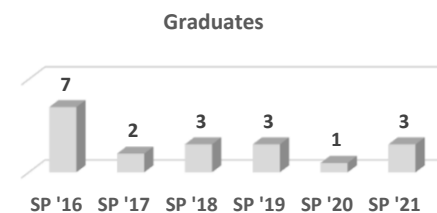
Total Enrollment:	13	100.0%	Male:	2	15.4%	FT:	4	30.8%	Avg Age:	33.7
Minority:	2	15.4%	Female:	11	84.6%	PT:	9	69.2%	Feeder Enrl:	7 53.8%

Feeder H.S. Enrollees	#	%	Age	#	%
Carbondale	2	15.4%	< = 17		
Carterville			18-20		
Crab Orchard			21-25	3	23.1%
DuQuoin	1	7.7%	26-30	3	23.1%
Elverado	1	7.7%	31-40	4	30.8%
Herrin	2	15.4%	41-50	2	15.4%
Johnston City			51-60	1	7.7%
Marion			61-70		
Murphysboro			71-80		
West Frankfort			81+		
Trico	1	7.7%	Unk		
Feeder H.S. Total	7	53.8%	Total	13	100.0%
Agape Christian			Avg	33.7	
GED	1	7.7%	<21		
			>60		

Enrollments	
SP '16	29
SP '17	27
SP '18	15
SP '19	22
SP '20	19
SP '21	13



Graduates	
SP '16	7
SP '17	2
SP '18	3
SP '19	3
SP '20	1
SP '21	3



Demographics	Male						Female						Grand Total					
	Full-time		Part-time		Male Total		Full-time		Part-time		Female Total		Full-time		Part-time		Grand Total	
	#	%	#	%	#	%	#	%	#	%	#	%	#	%	#	%	#	%
Asian									1	7.7%	1	7.7%			1	7.7%	1	7.7%
American Indian / Alaskan Native																		
Black or African American									1	7.7%	1	7.7%			1	7.7%	1	7.7%
Hispanic																		
White			2	15.4%	2	15.4%	4	30.8%	5	38.5%	9	69.2%	4	30.8%	7	53.8%	11	84.6%
Native Hawaiian or Pacific Islander																		
Unknown																		
Totals			2	15.4%	2	15.4%	4	30.8%	7	53.8%	11	84.6%	4	30.8%	9	69.2%	13	100.0%

2-Year Associate in Applied Science

Medical Laboratory Technology

CIP Code: 51.1004

Curriculum Code: MLT 0093



Medical Laboratory Technology

Summer 2020

CIP Code: 51.1004

Curriculum Code:

MLT 0093

Program:

AAS

Total Enrollment: 5 100.0%

Male: 1 20.0%

FT: 3 60.0%

Avg Age: 31.5

Minority:

Female: 4 80.0%

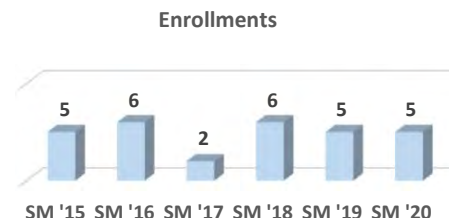
PT: 2 40.0%

Feeder Enrl: 2 40.0%

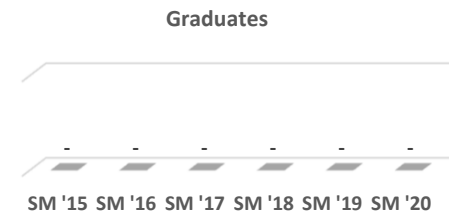
Feeder H.S. Enrollees	#	%
Carbondale		
Carterville	1	20.0%
Crab Orchard		
DuQuoin		
Elverado		
Herrin	1	20.0%
Johnston City		
Marion		
Murphysboro		
West Frankfort		
Trico		
Feeder H.S. Total	2	40.0%
Agape Christian		
GED	3	60.0%

Age	#	%
< = 17		
18-20		
21-25	1	20.0%
26-30	1	20.0%
31-40	3	60.0%
41-50		
51-60		
61-70		
71-80		
81+		
Unk		
Total	5	100.0%
Avg	31.5	
<21		
>60		

Enrollments	
SM '15	5
SM '16	6
SM '17	2
SM '18	6
SM '19	5
SM '20	5



Graduates	
SM '15	-
SM '16	-
SM '17	-
SM '18	-
SM '19	-
SM '20	-



Demographics	Male						Female						Grand Total					
	Full-time		Part-time		Male Total		Full-time		Part-time		Female Total		Full-time		Part-time		Grand Total	
	#	%	#	%	#	%	#	%	#	%	#	%	#	%	#	%	#	%
Asian																		
American Indian / Alaskan Native																		
Black or African American																		
Hispanic																		
White	1	20.0%			1	20.0%	2	40.0%	2	40.0%	4	80.0%	3	60.0%	2	40.0%	5	100.0%
Native Hawaiian or Pacific Islander																		
Unknown																		
Totals	1	20.0%			1	20.0%	2	40.0%	2	40.0%	4	80.0%	3	60.0%	2	40.0%	5	100.0%



Medical Laboratory Technology

Fall 2020

CIP Code:

51.1004

Curriculum Code:

MLT 0093

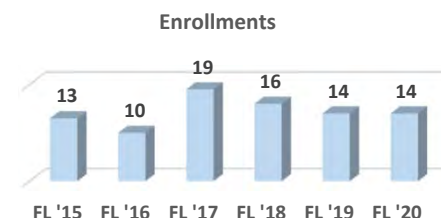
Program:

AAS

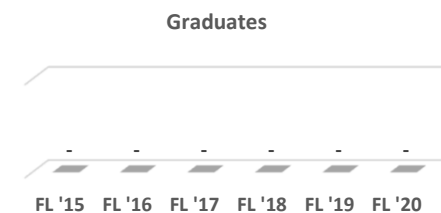
Total Enrollment:	14	100.0%	Male:	4	28.6%	FT:	6	42.9%	Avg Age:	30.6
Minority:	1	7.1%	Female:	10	71.4%	PT:	8	57.1%	Feeder Enrl:	9 64.3%

Feeder H.S. Enrollees	#	%	Age	#	%
Carbondale	1	7.1%	< = 17		
Carterville	2	14.3%	18-20	1	7.1%
Crab Orchard	1	7.1%	21-25	3	21.4%
DuQuoin			26-30	4	28.6%
Elverado			31-40	5	35.7%
Herrin			41-50	1	7.1%
Johnston City			51-60		
Marion	2	14.3%	61-70		
Murphysboro	1	7.1%	71-80		
West Frankfort	2	14.3%	81+		
Trico			Unk		
Feeder H.S. Total	9	64.3%	Total	14	100.0%
Agape Christian			Avg	30.6	
GED	1	7.1%	<21	1	7.1%
			>60		

Enrollments	
FL '15	13
FL '16	10
FL '17	19
FL '18	16
FL '19	14
FL '20	14



Graduates	
FL '15	-
FL '16	-
FL '17	-
FL '18	-
FL '19	-
FL '20	-



Demographics	Male						Female						Grand Total					
	Full-time		Part-time		Male Total		Full-time		Part-time		Female Total		Full-time		Part-time		Grand Total	
	#	%	#	%	#	%	#	%	#	%	#	%	#	%	#	%	#	%
Asian																		
American Indian / Alaskan Native																		
Black or African American									1	7.1%	1	7.1%			1	7.1%	1	7.1%
Hispanic																		
White	2	14.3%	1	7.1%	3	21.4%	4	28.6%	5	35.7%	9	64.3%	6	42.9%	6	42.9%	12	85.7%
Native Hawaiian or Pacific Islander																		
Unknown			1	7.1%	1	7.1%									1	7.1%	1	7.1%
Totals	2	14.3%	2	14.3%	4	28.6%	4	28.6%	6	42.9%	10	71.4%	6	42.9%	8	57.1%	14	100.0%



Medical Laboratory Technology

Spring 2021

CIP Code: 51.1004

Curriculum Code:

MLT 0093

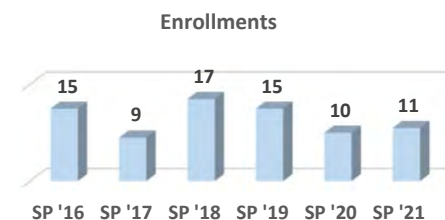
Program:

AAS

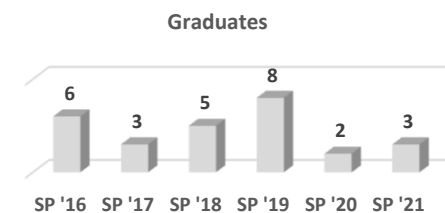
Total Enrollment:	11	100.0%	Male:	3	27.3%	FT:	4	36.4%	Avg Age:	30.3
Minority:	1	9.1%	Female:	8	72.7%	PT:	7	63.6%	Feeder Enrl:	8 72.7%

Feeder H.S. Enrollees	#	%	Age	#	%
Carbondale			< = 17		
Cartersville	1	9.1%	18-20	1	9.1%
Crab Orchard			21-25	2	18.2%
DuQuoin	1	9.1%	26-30	4	36.4%
Elverado			31-40	3	27.3%
Herrin	2	18.2%	41-50	1	9.1%
Johnston City			51-60		
Marion	1	9.1%	61-70		
Murphysboro			71-80		
West Frankfort	3	27.3%	81+		
Trico			Unk		
Feeder H.S. Total	8	72.7%	Total	11	100.0%
Agape Christian			Avg	30.3	
GED			<21	1	9.1%
			>60		

Enrollments	
SP '16	15
SP '17	9
SP '18	17
SP '19	15
SP '20	10
SP '21	11



Graduates	
SP '16	6
SP '17	3
SP '18	5
SP '19	8
SP '20	2
SP '21	3



Demographics	Male						Female						Grand Total					
	Full-time		Part-time		Male Total		Full-time		Part-time		Female Total		Full-time		Part-time		Grand Total	
	#	%	#	%	#	%	#	%	#	%	#	%	#	%	#	%	#	%
Asian																		
American Indian / Alaskan Native																		
Black or African American									1	9.1%	1	9.1%			1	9.1%	1	9.1%
Hispanic																		
White	1	9.1%	2	18.2%	3	27.3%	3	27.3%	4	36.4%	7	63.6%	4	36.4%	6	54.5%	10	90.9%
Native Hawaiian or Pacific Islander																		
Unknown																		
Totals	1	9.1%	2	18.2%	3	27.3%	3	27.3%	5	45.5%	8	72.7%	4	36.4%	7	63.6%	11	100.0%

2-Year Associate in Applied Science

Nursing, Associate Degree

CIP Code: **51.3801**

Curriculum Code: **ADN 15**



Nursing, Associate Degree

Summer 2020

CIP Code: 51.3801

Curriculum Code:

ADN 15

Program:

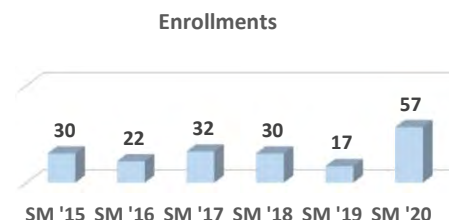
AAS

Total Enrollment:	57	100.0%	Male:	7	12.3%	FT:	11	19.3%	Avg Age:	27.4
Minority:	3	5.3%	Female:	50	87.7%	PT:	46	80.7%	Feeder Enrl:	37 64.9%

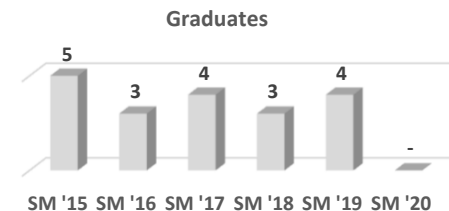
Feeder H.S. Enrollees	#	%
Carbondale	3	5.3%
Carterville	5	8.8%
Crab Orchard	3	5.3%
DuQuoin	5	8.8%
Elverado	1	1.8%
Herrin	4	7.0%
Johnston City	5	8.8%
Marion	6	10.5%
Murphysboro	3	5.3%
West Frankfort	2	3.5%
Trico		
Feeder H.S. Total	37	64.9%
Agape Christian		
GED	4	7.0%

Age	#	%
< = 17		
18-20	12	21.1%
21-25	15	26.3%
26-30	14	24.6%
31-40	14	24.6%
41-50	2	3.5%
51-60		
61-70		
71-80		
81+		
Unk		
Total	57	100.0%
Avg	27.4	
<21	12	21.1%
>60		

Enrollments	
SM '15	30
SM '16	22
SM '17	32
SM '18	30
SM '19	17
SM '20	57



Graduates	
SM '15	5
SM '16	3
SM '17	4
SM '18	3
SM '19	4
SM '20	-



Demographics	Male						Female						Grand Total					
	Full-time		Part-time		Male Total		Full-time		Part-time		Female Total		Full-time		Part-time		Grand Total	
	#	%	#	%	#	%	#	%	#	%	#	%	#	%	#	%	#	%
Asian																		
American Indian / Alaskan Native																		
Black or African American									2	3.5%	2	3.5%			2	3.5%	2	3.5%
Hispanic									1	1.8%	1	1.8%			1	1.8%	1	1.8%
White			7	12.3%	7	12.3%	11	19.3%	34	59.6%	45	78.9%	11	19.3%	41	71.9%	52	91.2%
Native Hawaiian or Pacific Islander																		
Unknown									2	3.5%	2	3.5%			2	3.5%	2	3.5%
Totals			7	12.3%	7	12.3%	11	19.3%	39	68.4%	50	87.7%	11	19.3%	46	80.7%	57	100.0%



Nursing, Associate Degree

Fall 2020

CIP Code:

51.3801

Curriculum Code:

ADN 15

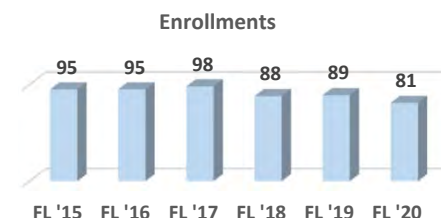
Program:

AAS

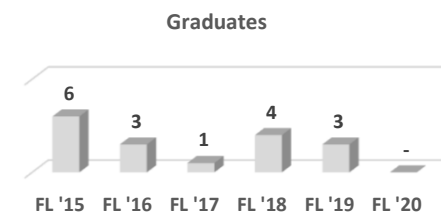
Total Enrollment:	81	100.0%	Male:	10	12.3%	FT:	40	49.4%	Avg Age:	28.5
Minority:	6	7.4%	Female:	71	87.7%	PT:	41	50.6%	Feeder Enrl:	41 50.6%

Feeder H.S. Enrollees	#	%	Age	#	%
Carbondale	5	6.2%	< = 17		
Carterville	5	6.2%	18-20	13	16.0%
Crab Orchard	1	1.2%	21-25	24	29.6%
DuQuoin	6	7.4%	26-30	14	17.3%
Elverado	1	1.2%	31-40	27	33.3%
Herrin	7	8.6%	41-50	3	3.7%
Johnston City	4	4.9%	51-60		
Marion	7	8.6%	61-70		
Murphysboro	2	2.5%	71-80		
West Frankfort	3	3.7%	81+		
Trico			Unk		
Feeder H.S. Total	41	50.6%	Total	81	100.0%
Agape Christian			Avg	28.5	
GED	1	1.2%	<21	13	16.0%
			>60		

Enrollments	
FL '15	95
FL '16	95
FL '17	98
FL '18	88
FL '19	89
FL '20	81



Graduates	
FL '15	6
FL '16	3
FL '17	1
FL '18	4
FL '19	3
FL '20	-



Demographics	Male						Female						Grand Total					
	Full-time		Part-time		Male Total		Full-time		Part-time		Female Total		Full-time		Part-time		Grand Total	
	#	%	#	%	#	%	#	%	#	%	#	%	#	%	#	%	#	%
Asian									1	1.2%	1	1.2%			1	1.2%	1	1.2%
American Indian / Alaskan Native							1	1.2%			1	1.2%	1	1.2%			1	1.2%
Black or African American									3	3.7%	3	3.7%			3	3.7%	3	3.7%
Hispanic							1	1.2%			1	1.2%	1	1.2%			1	1.2%
White	7	8.6%	3	3.7%	10	12.3%	29	35.8%	34	42.0%	63	77.8%	36	44.4%	37	45.7%	73	90.1%
Native Hawaiian or Pacific Islander																		
Unknown							2	2.5%			2	2.5%	2	2.5%			2	2.5%
Totals	7	8.6%	3	3.7%	10	12.3%	33	40.7%	38	46.9%	71	87.7%	40	49.4%	41	50.6%	81	100.0%



Nursing, Associate Degree

Spring 2021

CIP Code: 51.3801

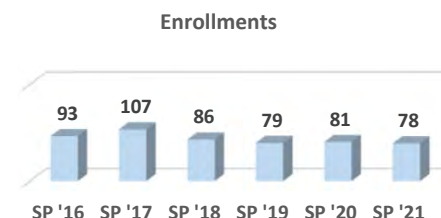
Curriculum Code: ADN 15

Program: AAS

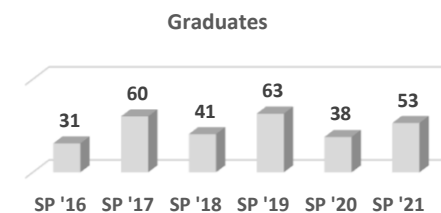
Total Enrollment:	78	100.0%	Male:	10	12.8%	FT:	36	46.2%	Avg Age:	28.9
Minority:	5	6.4%	Female:	68	87.2%	PT:	42	53.8%	Feeder Enrl:	50 64.1%

Feeder H.S. Enrollees	#	%	Age	#	%
Carbondale	4	5.1%	< = 17		
Cartersville	8	10.3%	18-20	7	9.0%
Crab Orchard	3	3.8%	21-25	27	34.6%
DuQuoin	6	7.7%	26-30	16	20.5%
Elverado	1	1.3%	31-40	24	30.8%
Herrin	4	5.1%	41-50	4	5.1%
Johnston City	6	7.7%	51-60		
Marion	11	14.1%	61-70		
Murphysboro	1	1.3%	71-80		
West Frankfort	4	5.1%	81+		
Trico	2	2.6%	Unk		
Feeder H.S. Total	50	64.1%	Total	78	100.0%
Agape Christian			Avg	28.9	
GED	3	3.8%	<21	7	9.0%
			>60		

Enrollments	
SP '16	93
SP '17	107
SP '18	86
SP '19	79
SP '20	81
SP '21	78



Graduates	
SP '16	31
SP '17	60
SP '18	41
SP '19	63
SP '20	38
SP '21	53



Demographics	Male						Female						Grand Total					
	Full-time		Part-time		Male Total		Full-time		Part-time		Female Total		Full-time		Part-time		Grand Total	
	#	%	#	%	#	%	#	%	#	%	#	%	#	%	#	%	#	%
Asian							1	1.3%	1	1.3%	2	2.6%	1	1.3%	1	1.3%	2	2.6%
American Indian / Alaskan Native																		
Black or African American							1	1.3%	1	1.3%	2	2.6%	1	1.3%	1	1.3%	2	2.6%
Hispanic									1	1.3%	1	1.3%			1	1.3%	1	1.3%
White	6	7.7%	4	5.1%	10	12.8%	28	35.9%	35	44.9%	63	80.8%	34	43.6%	39	50.0%	73	93.6%
Native Hawaiian or Pacific Islander																		
Unknown																		
Totals	6	7.7%	4	5.1%	10	12.8%	30	38.5%	38	48.7%	68	87.2%	36	46.2%	42	53.8%	78	100.0%

2-Year Associate in Applied Science

Nursing, Associate Degree - Hybrid Online

CIP Code: **51.3801**

Curriculum Code: **ADN 16**



Nursing, Associate Degree - Hybrid Online

Summer 2020

CIP Code: 51.3801

Curriculum Code:

ADN 16

Program:

AAS

Total Enrollment: 12 100.0%
Minority: 1 8.3%

Male:
Female: 12 100.0%

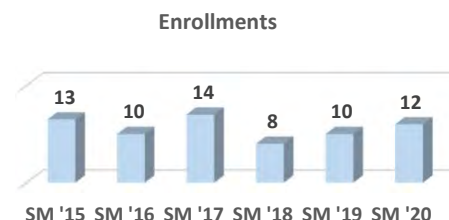
FT: 8 66.7%
PT: 4 33.3%

Avg Age: 37.6
Feeder Enrl: 6 50.0%

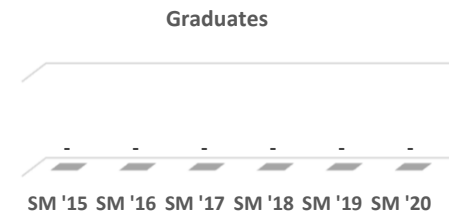
Feeder H.S. Enrollees	#	%
Carbondale	1	8.3%
Carterville		
Crab Orchard		
DuQuoin	1	8.3%
Elverado		
Herrin		
Johnston City		
Marion	2	16.7%
Murphysboro	1	8.3%
West Frankfort	1	8.3%
Trico		
Feeder H.S. Total	6	50.0%
Agape Christian		
GED		

Age	#	%
< = 17		
18-20		
21-25		
26-30	2	16.7%
31-40	6	50.0%
41-50	3	25.0%
51-60	1	8.3%
61-70		
71-80		
81+		
Unk		
Total	12	100.0%
Avg	37.6	
<21		
>60		

Enrollments	
SM '15	13
SM '16	10
SM '17	14
SM '18	8
SM '19	10
SM '20	12



Graduates	
SM '15	-
SM '16	-
SM '17	-
SM '18	-
SM '19	-
SM '20	-



Demographics	Male						Female						Grand Total					
	Full-time		Part-time		Male Total		Full-time		Part-time		Female Total		Full-time		Part-time		Grand Total	
	#	%	#	%	#	%	#	%	#	%	#	%	#	%	#	%	#	%
Asian																		
American Indian / Alaskan Native																		
Black or African American							1	8.3%			1	8.3%	1	8.3%			1	8.3%
Hispanic																		
White							7	58.3%	4	33.3%	11	91.7%	7	58.3%	4	33.3%	11	91.7%
Native Hawaiian or Pacific Islander																		
Unknown																		
Totals							8	66.7%	4	33.3%	12	100.0%	8	66.7%	4	33.3%	12	100.0%



Nursing, Associate Degree - Hybrid Online

Fall 2020

CIP Code: 51.3801

Curriculum Code:

ADN 16

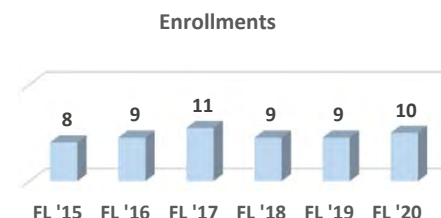
Program:

AAS

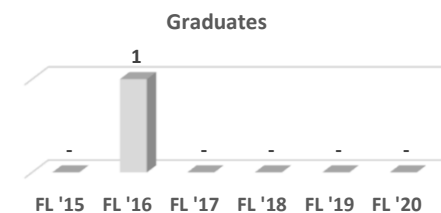
Total Enrollment:	10	100.0%	Male:		FT:		Avg Age:	36.7	
Minority:	1	10.0%	Female:	10	100.0%	PT:	10	100.0%	
							Feeder Enrl:	4	40.0%

Feeder H.S. Enrollees	#	%	Age	#	%
Carbondale			< = 17		
Carterville	1	10.0%	18-20		
Crab Orchard			21-25		
DuQuoin			26-30	2	20.0%
Elverado			31-40	5	50.0%
Herrin			41-50	3	30.0%
Johnston City			51-60		
Marion	2	20.0%	61-70		
Murphysboro			71-80		
West Frankfort	1	10.0%	81+		
Trico			Unk		
Feeder H.S. Total	4	40.0%	Total	10	100.0%
Agape Christian			Avg	36.7	
GED			<21		
			>60		

Enrollments	
FL '15	8
FL '16	9
FL '17	11
FL '18	9
FL '19	9
FL '20	10



Graduates	
FL '15	-
FL '16	1
FL '17	-
FL '18	-
FL '19	-
FL '20	-



Demographics	Male						Female						Grand Total					
	Full-time		Part-time		Male Total		Full-time		Part-time		Female Total		Full-time		Part-time		Grand Total	
	#	%	#	%	#	%	#	%	#	%	#	%	#	%	#	%	#	%
Asian																		
American Indian / Alaskan Native																		
Black or African American									1	10.0%	1	10.0%			1	10.0%	1	10.0%
Hispanic																		
White									9	90.0%	9	90.0%			9	90.0%	9	90.0%
Native Hawaiian or Pacific Islander																		
Unknown																		
Totals									10	100.0%	10	100.0%			10	100.0%	10	100.0%



Nursing, Associate Degree - Hybrid Online

Spring 2021

CIP Code: 51.3801

Curriculum Code:

ADN 16

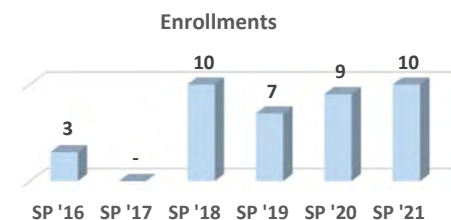
Program:

AAS

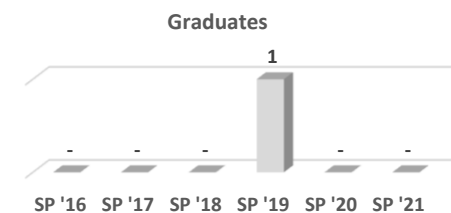
Total Enrollment:	10	100.0%	Male:			FT:	9	90.0%	Avg Age:	37.1
Minority:	1	10.0%	Female:	10	100.0%	PT:	1	10.0%	Feeder Enrl:	6 60.0%

Feeder H.S. Enrollees	#	%	Age	#	%
Carbondale	1	10.0%	< = 17		
Cartersville			18-20		
Crab Orchard			21-25		
DuQuoin	1	10.0%	26-30	2	20.0%
Elverado			31-40	5	50.0%
Herrin			41-50	3	30.0%
Johnston City			51-60		
Marion	2	20.0%	61-70		
Murphysboro	1	10.0%	71-80		
West Frankfort	1	10.0%	81+		
Trico			Unk		
Feeder H.S. Total	6	60.0%	Total	10	100.0%
Agape Christian			Avg	37.1	
GED			<21		
			>60		

Enrollments	
SP '16	3
SP '17	-
SP '18	10
SP '19	7
SP '20	9
SP '21	10



Graduates	
SP '16	-
SP '17	-
SP '18	-
SP '19	1
SP '20	-
SP '21	-



Demographics	Male						Female						Grand Total					
	Full-time		Part-time		Male Total		Full-time		Part-time		Female Total		Full-time		Part-time		Grand Total	
	#	%	#	%	#	%	#	%	#	%	#	%	#	%	#	%	#	%
Asian																		
American Indian / Alaskan Native																		
Black or African American							1	10.0%			1	10.0%	1	10.0%			1	10.0%
Hispanic																		
White							8	80.0%	1	10.0%	9	90.0%	8	80.0%	1	10.0%	9	90.0%
Native Hawaiian or Pacific Islander																		
Unknown																		
Totals							9	90.0%	1	10.0%	10	100.0%	9	90.0%	1	10.0%	10	100.0%

2-Year Associate in Applied Science

Occupational Therapy Assistant

CIP Code: **51.0803**

Curriculum Code: **OTA 0094**



Occupational Therapy Assistant

Summer 2020

CIP Code: 51.0803

Curriculum Code:

OTA 0094

Program:

AAS

Total Enrollment: 7 100.0%

Male: 3 42.9%

FT: 2 28.6%

Avg Age: 29.6

Minority:

Female: 4 57.1%

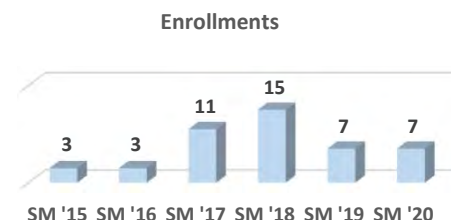
PT: 5 71.4%

Feeder Enrl: 4 57.1%

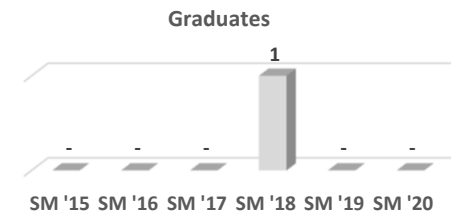
Feeder H.S. Enrollees	#	%
Carbondale		
Cartersville		
Crab Orchard		
DuQuoin		
Elverado	1	14.3%
Herrin		
Johnston City		
Marion	1	14.3%
Murphysboro	1	14.3%
West Frankfort	1	14.3%
Trico		
Feeder H.S. Total	4	57.1%
Agape Christian		
GED		

Age	#	%
< = 17		
18-20	2	28.6%
21-25	2	28.6%
26-30	1	14.3%
31-40	1	14.3%
41-50		
51-60	1	14.3%
61-70		
71-80		
81+		
Unk		
Total	7	100.0%
Avg	29.6	
<21	2	28.6%
>60		

Enrollments	
SM '15	3
SM '16	3
SM '17	11
SM '18	15
SM '19	7
SM '20	7



Graduates	
SM '15	-
SM '16	-
SM '17	-
SM '18	1
SM '19	-
SM '20	-



Demographics	Male						Female						Grand Total					
	Full-time		Part-time		Male Total		Full-time		Part-time		Female Total		Full-time		Part-time		Grand Total	
	#	%	#	%	#	%	#	%	#	%	#	%	#	%	#	%	#	%
Asian																		
American Indian / Alaskan Native																		
Black or African American																		
Hispanic																		
White	2	28.6%	1	14.3%	3	42.9%			4	57.1%	4	57.1%	2	28.6%	5	71.4%	7	100.0%
Native Hawaiian or Pacific Islander																		
Unknown																		
Totals	2	28.6%	1	14.3%	3	42.9%			4	57.1%	4	57.1%	2	28.6%	5	71.4%	7	100.0%



Occupational Therapy Assistant

Fall 2020

CIP Code: 51.0803

Curriculum Code:

OTA 0094

Program:

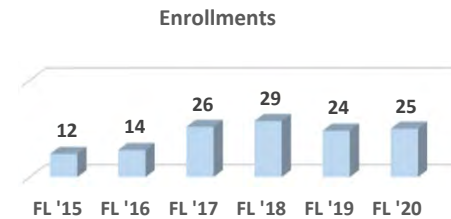
AAS

Total Enrollment:	25	100.0%	Male:	7	28.0%	FT:	22	88.0%	Avg Age:	25.4
Minority:	4	16.0%	Female:	18	72.0%	PT:	3	12.0%	Feeder Enrl:	12 48.0%

Feeder H.S. Enrollees	#	%	Age	#	%
Carbondale	2	8.0%	< = 17		
Carterville	2	8.0%	18-20	9	36.0%
Crab Orchard			21-25	9	36.0%
DuQuoin	2	8.0%	26-30	3	12.0%
Elverado			31-40	3	12.0%
Herrin	1	4.0%	41-50		
Johnston City	1	4.0%	51-60	1	4.0%
Marion			61-70		
Murphysboro	3	12.0%	71-80		
West Frankfort			81+		
Trico	1	4.0%	Unk		
Feeder H.S. Total	12	48.0%	Total	25	100.0%
Agape Christian			Avg	25.4	
GED	1	4.0%	<21	9	36.0%
			>60		

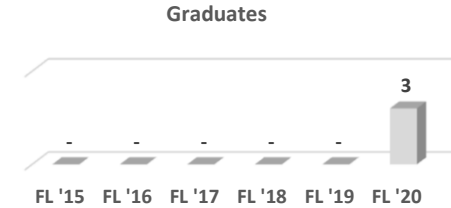
Enrollments

FL '15	12
FL '16	14
FL '17	26
FL '18	29
FL '19	24
FL '20	25



Graduates

FL '15	-
FL '16	-
FL '17	-
FL '18	-
FL '19	-
FL '20	3



Demographics	Male						Female						Grand Total					
	Full-time		Part-time		Male Total		Full-time		Part-time		Female Total		Full-time		Part-time		Grand Total	
	#	%	#	%	#	%	#	%	#	%	#	%	#	%	#	%	#	%
Asian							1	4.0%			1	4.0%	1	4.0%			1	4.0%
American Indian / Alaskan Native																		
Black or African American	1	4.0%			1	4.0%							1	4.0%			1	4.0%
Hispanic							2	8.0%			2	8.0%	2	8.0%			2	8.0%
White	3	12.0%	2	8.0%	5	20.0%	14	56.0%	1	4.0%	15	60.0%	17	68.0%	3	12.0%	20	80.0%
Native Hawaiian or Pacific Islander																		
Unknown	1	4.0%			1	4.0%							1	4.0%			1	4.0%
Totals	5	20.0%	2	8.0%	7	28.0%	17	68.0%	1	4.0%	18	72.0%	22	88.0%	3	12.0%	25	100.0%



Occupational Therapy Assistant

Spring 2021

CIP Code: 51.0803

Curriculum Code:

OTA 0094

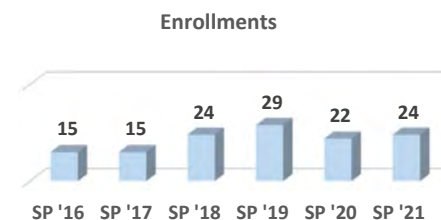
Program:

AAS

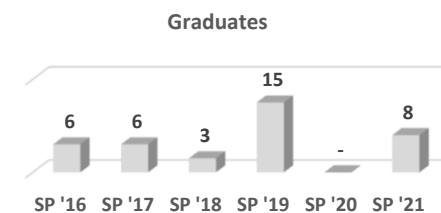
Total Enrollment:	24	100.0%	Male:	7	29.2%	FT:	18	75.0%	Avg Age:	26.4
Minority:	4	16.7%	Female:	17	70.8%	PT:	6	25.0%	Feeder Enrl:	16 66.7%

Feeder H.S. Enrollees	#	%	Age	#	%
Carbondale	2	8.3%	< = 17		
Carterville			18-20	6	25.0%
Crab Orchard			21-25	9	37.5%
DuQuoin	1	4.2%	26-30	4	16.7%
Elverado	1	4.2%	31-40	4	16.7%
Herrin	1	4.2%	41-50		
Johnston City	1	4.2%	51-60	1	4.2%
Marion	3	12.5%	61-70		
Murphysboro	4	16.7%	71-80		
West Frankfort	3	12.5%	81+		
Trico			Unk		
Feeder H.S. Total	16	66.7%	Total	24	100.0%
Agape Christian			Avg	26.4	
GED			<21	6	25.0%
			>60		

Enrollments	#
SP '16	15
SP '17	15
SP '18	24
SP '19	29
SP '20	22
SP '21	24



Graduates	#
SP '16	6
SP '17	6
SP '18	3
SP '19	15
SP '20	-
SP '21	8



Demographics	Male						Female						Grand Total					
	Full-time		Part-time		Male Total		Full-time		Part-time		Female Total		Full-time		Part-time		Grand Total	
	#	%	#	%	#	%	#	%	#	%	#	%	#	%	#	%	#	%
Asian							1	4.2%			1	4.2%	1	4.2%			1	4.2%
American Indian / Alaskan Native																		
Black or African American			1	4.2%	1	4.2%									1	4.2%	1	4.2%
Hispanic							2	8.3%			2	8.3%	2	8.3%			2	8.3%
White	4	16.7%	1	4.2%	5	20.8%	10	41.7%	4	16.7%	14	58.3%	14	58.3%	5	20.8%	19	79.2%
Native Hawaiian or Pacific Islander																		
Unknown	1	4.2%			1	4.2%							1	4.2%			1	4.2%
Totals	5	20.8%	2	8.3%	7	29.2%	13	54.2%	4	16.7%	17	70.8%	18	75.0%	6	25.0%	24	100.0%

2-Year Associate in Applied Science

Small Business Management

CIP Code: **52.0201**

Curriculum Code: **BUS 2006**



Small Business Management

Summer 2020

CIP Code: 52.0201

Curriculum Code:

BUS 2006

Program:

AAS

Total Enrollment: 6 100.0%

Male: 2 33.3%

FT: 4 66.7%

Avg Age: 37.5

Minority:

Female: 4 66.7%

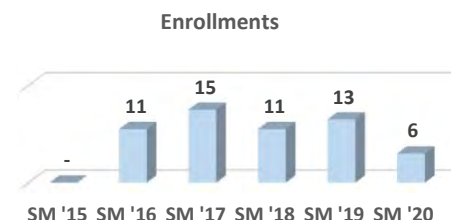
PT: 2 33.3%

Feeder Enrl: 3 50.0%

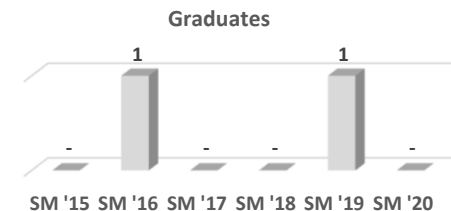
Feeder H.S. Enrollees	#	%
Carbondale		
Cartersville		
Crab Orchard		
DuQuoin		
Elverado		
Herrin		
Johnston City	1	16.7%
Marion		
Murphysboro	1	16.7%
West Frankfort		
Trico	1	16.7%
Feeder H.S. Total	3	50.0%
Agape Christian		
GED	2	33.3%

Age	#	%
< = 17		
18-20	1	16.7%
21-25		
26-30	1	16.7%
31-40	2	33.3%
41-50	2	33.3%
51-60		
61-70		
71-80		
81+		
Unk		
Total	6	100.0%
Avg	37.5	
<21	1	16.7%
>60		

Enrollments	
SM '15	-
SM '16	11
SM '17	15
SM '18	11
SM '19	13
SM '20	6



Graduates	
SM '15	-
SM '16	1
SM '17	-
SM '18	-
SM '19	1
SM '20	-



Demographics	Male						Female						Grand Total					
	Full-time		Part-time		Male Total		Full-time		Part-time		Female Total		Full-time		Part-time		Grand Total	
	#	%	#	%	#	%	#	%	#	%	#	%	#	%	#	%	#	%
Asian																		
American Indian / Alaskan Native																		
Black or African American																		
Hispanic																		
White	1	16.7%	1	16.7%	2	33.3%	3	50.0%	1	16.7%	4	66.7%	4	66.7%	2	33.3%	6	100.0%
Native Hawaiian or Pacific Islander																		
Unknown																		
Totals	1	16.7%	1	16.7%	2	33.3%	3	50.0%	1	16.7%	4	66.7%	4	66.7%	2	33.3%	6	100.0%



Small Business Management

Fall 2020

CIP Code: 52.0201

Curriculum Code:

BUS 2006

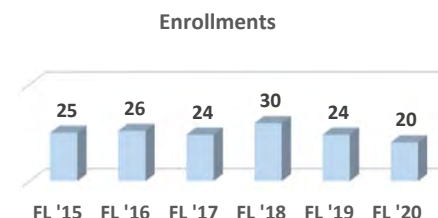
Program:

AAS

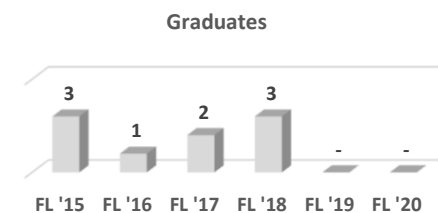
Total Enrollment:	20	100.0%	Male:	6	30.0%	FT:	11	55.0%	Avg Age:	29.1
Minority:	2	10.0%	Female:	14	70.0%	PT:	9	45.0%	Feeder Enrl:	10 50.0%

Feeder H.S. Enrollees	#	%	Age	#	%
Carbondale	1	5.0%	< = 17		
Carterville	2	10.0%	18-20	8	40.0%
Crab Orchard			21-25	2	10.0%
DuQuoin	2	10.0%	26-30	3	15.0%
Elverado			31-40	4	20.0%
Herrin			41-50	3	15.0%
Johnston City	1	5.0%	51-60		
Marion	2	10.0%	61-70		
Murphysboro	2	10.0%	71-80		
West Frankfort			81+		
Trico			Unk		
Feeder H.S. Total	10	50.0%	Total	20	100.0%
Agape Christian			Avg	29.1	
GED			<21	8	40.0%
			>60		

Enrollments	
FL '15	25
FL '16	26
FL '17	24
FL '18	30
FL '19	24
FL '20	20



Graduates	
FL '15	3
FL '16	1
FL '17	2
FL '18	3
FL '19	-
FL '20	-



Demographics	Male						Female						Grand Total					
	Full-time		Part-time		Male Total		Full-time		Part-time		Female Total		Full-time		Part-time		Grand Total	
	#	%	#	%	#	%	#	%	#	%	#	%	#	%	#	%	#	%
Asian																		
American Indian / Alaskan Native																		
Black or African American			1	5.0%	1	5.0%	1	5.0%			1	5.0%	1	5.0%	1	5.0%	2	10.0%
Hispanic																		
White	3	15.0%	1	5.0%	4	20.0%	5	25.0%	6	30.0%	11	55.0%	8	40.0%	7	35.0%	15	75.0%
Native Hawaiian or Pacific Islander																		
Unknown	1	5.0%			1	5.0%	1	5.0%	1	5.0%	2	10.0%	2	10.0%	1	5.0%	3	15.0%
Totals	4	20.0%	2	10.0%	6	30.0%	7	35.0%	7	35.0%	14	70.0%	11	55.0%	9	45.0%	20	100.0%



Small Business Management

Spring 2021

CIP Code: 52.0201

Curriculum Code:

BUS 2006

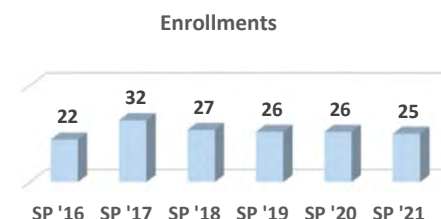
Program:

AAS

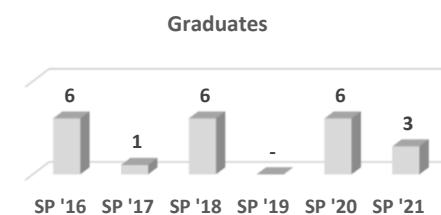
Total Enrollment:	25	100.0%	Male:	9	36.0%	FT:	14	56.0%	Avg Age:	34.1
Minority:	5	20.0%	Female:	16	64.0%	PT:	11	44.0%	Feeder Enrl:	12 48.0%

Feeder H.S. Enrollees	#	%	Age	#	%
Carbondale	3	12.0%	< = 17		
Carterville			18-20	5	20.0%
Crab Orchard	1	4.0%	21-25	5	20.0%
DuQuoin			26-30	2	8.0%
Elverado			31-40	6	24.0%
Herrin	1	4.0%	41-50	5	20.0%
Johnston City	3	12.0%	51-60	1	4.0%
Marion	1	4.0%	61-70	1	4.0%
Murphysboro	1	4.0%	71-80		
West Frankfort	2	8.0%	81+		
Trico			Unk		
Feeder H.S. Total	12	48.0%	Total	25	100.0%
Agape Christian			Avg	34.1	
GED	3	12.0%	<21	5	20.0%
			>60	1	4.0%

Enrollments	
SP '16	22
SP '17	32
SP '18	27
SP '19	26
SP '20	26
SP '21	25



Graduates	
SP '16	6
SP '17	1
SP '18	6
SP '19	-
SP '20	6
SP '21	3



Demographics	Male						Female						Grand Total					
	Full-time		Part-time		Male Total		Full-time		Part-time		Female Total		Full-time		Part-time		Grand Total	
	#	%	#	%	#	%	#	%	#	%	#	%	#	%	#	%	#	%
Asian																		
American Indian / Alaskan Native																		
Black or African American	1	4.0%			1	4.0%	2	8.0%	2	8.0%	4	16.0%	3	12.0%	2	8.0%	5	20.0%
Hispanic																		
White	5	20.0%	2	8.0%	7	28.0%	5	20.0%	6	24.0%	11	44.0%	10	40.0%	8	32.0%	18	72.0%
Native Hawaiian or Pacific Islander																		
Unknown	1	4.0%			1	4.0%			1	4.0%	1	4.0%	1	4.0%	1	4.0%	2	8.0%
Totals	7	28.0%	2	8.0%	9	36.0%	7	28.0%	9	36.0%	16	64.0%	14	56.0%	11	44.0%	25	100.0%

2-Year Associate in Applied Science

Welding Technology

CIP Code: **48.0508**

Curriculum Code: **WEL 2010**



Welding Technology

CIP Code: 48.0508

Curriculum Code:

WEL 2010

Program:

AAS

Summer 2020

Total Enrollment: 3 100.0%

Male: 3 100.0%

FT: 2 66.7%

Avg Age: 25.7

Minority:

Female:

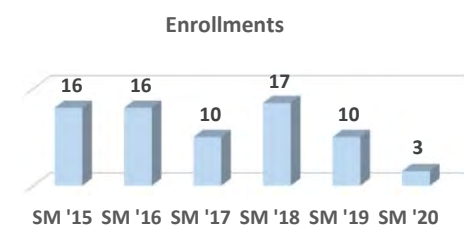
PT: 1 33.3%

Feeder Enrl: 1 33.3%

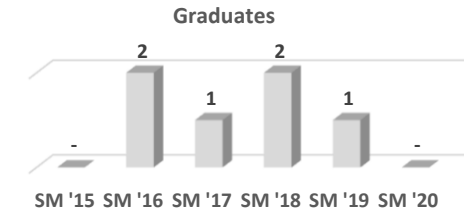
Feeder H.S. Enrollees	#	%
Carbondale		
Carterville		
Crab Orchard		
DuQuoin		
Elverado		
Herrin		
Johnston City		
Marion		
Murphysboro		
West Frankfort	1	33.3%
Trico		
Feeder H.S. Total	1	33.3%
Agape Christian		
GED	1	33.3%

Age	#	%
< = 17		
18-20		
21-25	2	66.7%
26-30	1	33.3%
31-40		
41-50		
51-60		
61-70		
71-80		
81+		
Unk		
Total	3	100.0%
Avg	25.7	
<21		
>60		

Enrollments	
SM '15	16
SM '16	16
SM '17	10
SM '18	17
SM '19	10
SM '20	3



Graduates	
SM '15	-
SM '16	2
SM '17	1
SM '18	2
SM '19	1
SM '20	-



Demographics	Male						Female						Grand Total					
	Full-time		Part-time		Male Total		Full-time		Part-time		Female Total		Full-time		Part-time		Grand Total	
	#	%	#	%	#	%	#	%	#	%	#	%	#	%	#	%	#	%
Asian																		
American Indian / Alaskan Native																		
Black or African American																		
Hispanic																		
White	2	66.7%	1	33.3%	3	100.0%							2	66.7%	1	33.3%	3	100.0%
Native Hawaiian or Pacific Islander																		
Unknown																		
Totals	2	66.7%	1	33.3%	3	100.0%							2	66.7%	1	33.3%	3	100.0%



Welding Technology

Fall 2020

CIP Code:

48.0508

Curriculum Code:

WEL 2010

Program:

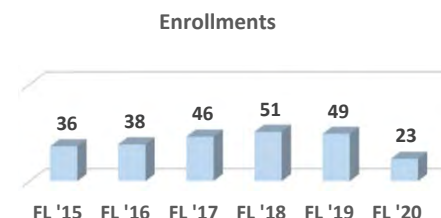
AAS

Total Enrollment:	23	100.0%	Male:	22	95.7%	FT:	17	73.9%	Avg Age:	24.4
Minority:	5	21.7%	Female:	1	4.3%	PT:	6	26.1%	Feeder Enrl:	10 43.5%

Feeder H.S. Enrollees	#	%	Age	#	%
Carbondale	2	8.7%	< = 17	2	8.7%
Carterville	1	4.3%	18-20	8	34.8%
Crab Orchard			21-25	7	30.4%
DuQuoin	1	4.3%	26-30	2	8.7%
Elverado			31-40	3	13.0%
Herrin			41-50	1	4.3%
Johnston City	1	4.3%	51-60		
Marion	4	17.4%	61-70		
Murphysboro			71-80		
West Frankfort	1	4.3%	81+		
Trico			Unk		
Feeder H.S. Total	10	43.5%	Total	23	100.0%
Agape Christian			Avg	24.4	
GED			<21	10	43.5%
			>60		

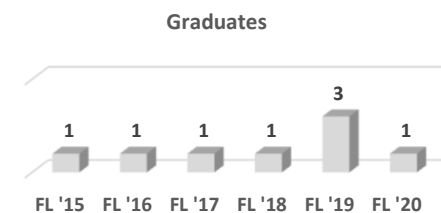
Enrollments

FL '15	36
FL '16	38
FL '17	46
FL '18	51
FL '19	49
FL '20	23



Graduates

FL '15	1
FL '16	1
FL '17	1
FL '18	1
FL '19	3
FL '20	1



Demographics	Male						Female						Grand Total					
	Full-time		Part-time		Male Total		Full-time		Part-time		Female Total		Full-time		Part-time		Grand Total	
	#	%	#	%	#	%	#	%	#	%	#	%	#	%	#	%	#	%
Asian																		
American Indian / Alaskan Native																		
Black or African American	2	8.7%	2	8.7%	4	17.4%							2	8.7%	2	8.7%	4	17.4%
Hispanic	1	4.3%			1	4.3%							1	4.3%			1	4.3%
White	13	56.5%	3	13.0%	16	69.6%			1	4.3%	1	4.3%	13	56.5%	4	17.4%	17	73.9%
Native Hawaiian or Pacific Islander																		
Unknown	1	4.3%			1	4.3%							1	4.3%			1	4.3%
Totals	17	73.9%	5	21.7%	22	95.7%			1	4.3%	1	4.3%	17	73.9%	6	26.1%	23	100.0%



Welding Technology

Spring 2021

CIP Code: 48.0508

Curriculum Code:

WEL 2010

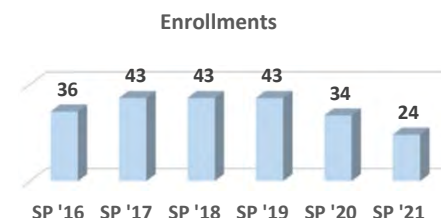
Program:

AAS

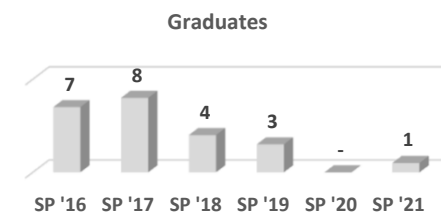
Total Enrollment:	24	100.0%	Male:	23	95.8%	FT:	15	62.5%	Avg Age:	22.9
Minority:	3	12.5%	Female:	1	4.2%	PT:	9	37.5%	Feeder Enrl:	11 45.8%

Feeder H.S. Enrollees	#	%	Age	#	%
Carbondale	2	8.3%	< = 17	1	4.2%
Carterville	1	4.2%	18-20	7	29.2%
Crab Orchard	1	4.2%	21-25	11	45.8%
DuQuoin	1	4.2%	26-30	3	12.5%
Elverado	1	4.2%	31-40	2	8.3%
Herrin	3	12.5%	41-50		
Johnston City			51-60		
Marion	2	8.3%	61-70		
Murphysboro			71-80		
West Frankfort			81+		
Trico			Unk		
Feeder H.S. Total	11	45.8%	Total	24	100.0%
Agape Christian			Avg	22.9	
GED			<21	8	33.3%
			>60		

Enrollments	
SP '16	36
SP '17	43
SP '18	43
SP '19	43
SP '20	34
SP '21	24



Graduates	
SP '16	7
SP '17	8
SP '18	4
SP '19	3
SP '20	-
SP '21	1



Demographics	Male						Female						Grand Total					
	Full-time		Part-time		Male Total		Full-time		Part-time		Female Total		Full-time		Part-time		Grand Total	
	#	%	#	%	#	%	#	%	#	%	#	%	#	%	#	%	#	%
Asian																		
American Indian / Alaskan Native																		
Black or African American	1	4.2%			1	4.2%							1	4.2%			1	4.2%
Hispanic	1	4.2%	1	4.2%	2	8.3%							1	4.2%	1	4.2%	2	8.3%
White	9	37.5%	6	25.0%	15	62.5%	1	4.2%			1	4.2%	10	41.7%	6	25.0%	16	66.7%
Native Hawaiian or Pacific Islander																		
Unknown	3	12.5%	2	8.3%	5	20.8%							3	12.5%	2	8.3%	5	20.8%
Totals	14	58.3%	9	37.5%	23	95.8%	1	4.2%			1	4.2%	15	62.5%	9	37.5%	24	100.0%

JOHN A. LOGAN COLLEGE

FY 2020 – 21

*John A. Logan College - Program Data
1-Year Certificate of Achievement*



1-Year Certificate of Achievement

Accounting

CIP Code: **52.0301**

Curriculum Code: **00ACC0063**



Accounting

CIP Code: 52.0301

Curriculum Code:

00ACC0063

Program:

CER

Summer 2020

Total Enrollment:

Male:

FT:

Avg Age:

Minority:

Female:

PT:

Feeder Enrl:

Feeder H.S. Enrollees

	#	%
Carbondale		
Carterville		
Crab Orchard		
DuQuoin		
Elverado		
Herrin		
Johnston City		
Marion		
Murphysboro		
West Frankfort		
Trico		
Feeder H.S. Total		
Agape Christian		
GED		

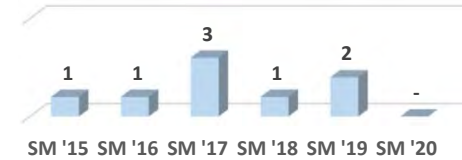
Age

	#	%
< = 17		
18-20		
21-25		
26-30		
31-40		
41-50		
51-60		
61-70		
71-80		
81+		
Unk		
Total		
Avg		
<21		
>=60		

Enrollments

SM '15	1
SM '16	1
SM '17	3
SM '18	1
SM '19	2
SM '20	-

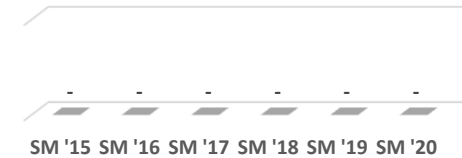
Enrollments



Graduates

SM '15	-
SM '16	-
SM '17	-
SM '18	-
SM '19	-
SM '20	-

Graduates



Demographics	Male						Female						Grand Total					
	Full-time		Part-time		Male Total		Full-time		Part-time		Female Total		Full-time		Part-time		Grand Total	
	#	%	#	%	#	%	#	%	#	%	#	%	#	%	#	%	#	%
Asian																		
American Indian / Alaskan Native																		
Black or African American																		
Hispanic																		
White																		
Native Hawaiian or Pacific Islander																		
Unknown																		
Totals																		



Accounting

CIP Code: 52.0301

Curriculum Code: 00ACC0063

Program: CER

Fall 2020

Total Enrollment: 2 100.0%

Male: 2 100.0%

FT: 2 100.0%

Avg Age: 45.1

Minority:

Female: 2 100.0%

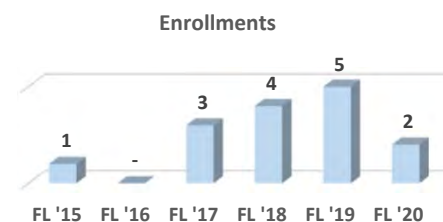
PT: 2 100.0%

Feeder Enrl: 2 100.0%

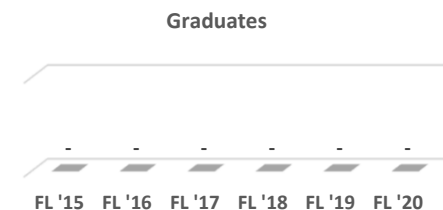
Feeder H.S. Enrollees	#	%
Carbondale		
Carterville		
Crab Orchard		
DuQuoin		
Elverado		
Herrin		
Johnston City		
Marion	1	50.0%
Murphysboro	1	50.0%
West Frankfort		
Trico		
Feeder H.S. Total	2	100.0%
Agape Christian		
GED		

Age	#	%
<= 17		
18-20		
21-25		
26-30		
31-40		
41-50	2	100.0%
51-60		
61-70		
71-80		
81+		
Unk		
Total	2	100.0%
Avg	45.1	
<21		
>=60		

Enrollments	
FL '15	1
FL '16	-
FL '17	3
FL '18	4
FL '19	5
FL '20	2



Graduates	
FL '15	-
FL '16	-
FL '17	-
FL '18	-
FL '19	-
FL '20	-



Demographics	Male						Female						Grand Total					
	Full-time		Part-time		Male Total		Full-time		Part-time		Female Total		Full-time		Part-time		Grand Total	
	#	%	#	%	#	%	#	%	#	%	#	%	#	%	#	%	#	%
Asian																		
American Indian / Alaskan Native																		
Black or African American																		
Hispanic																		
White									2	100.0%	2	100.0%			2	100.0%	2	100.0%
Native Hawaiian or Pacific Islander																		
Unknown																		
Totals									2	100.0%	2	100.0%			2	100.0%	2	100.0%



Accounting

CIP Code: 52.0301

Curriculum Code:

00ACC0063

Program:

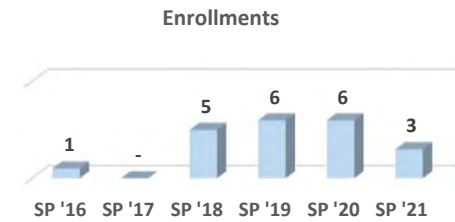
CER

Spring 2021

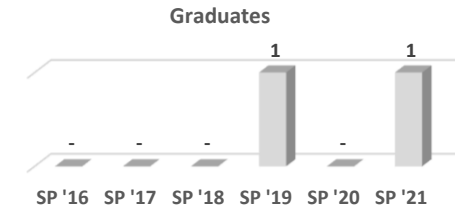
Total Enrollment:	3	100.0%	Male:	1	33.3%	FT:		Avg Age:	33.1		
Minority:			Female:	2	66.7%	PT:	3	100.0%	Feeder Enrl:	2	66.7%

Feeder H.S. Enrollees	#	%	Age	#	%
Carbondale			< = 17		
Cartersville			18-20		
Crab Orchard			21-25	1	33.3%
DuQuoin			26-30	1	33.3%
Elverado			31-40		
Herrin			41-50	1	33.3%
Johnston City	1	33.3%	51-60		
Marion			61-70		
Murphysboro			71-80		
West Frankfort			81+		
Trico	1	33.3%	Unk		
Feeder H.S. Total	2	66.7%	Total	3	100.0%
Agape Christian			Avg	33.1	
GED			<21		
			>=60		

Enrollments	
SP '16	1
SP '17	-
SP '18	5
SP '19	6
SP '20	6
SP '21	3



Graduates	
SP '16	-
SP '17	-
SP '18	-
SP '19	1
SP '20	-
SP '21	1



Demographics	Male						Female						Grand Total					
	Full-time		Part-time		Male Total		Full-time		Part-time		Female Total		Full-time		Part-time		Grand Total	
	#	%	#	%	#	%	#	%	#	%	#	%	#	%	#	%	#	%
Asian																		
American Indian / Alaskan Native																		
Black or African American																		
Hispanic																		
White			1	33.3%	1	33.3%			2	66.7%	2	66.7%			3	100.0%	3	100.0%
Native Hawaiian or Pacific Islander																		
Unknown																		
Totals			1	33.3%	1	33.3%			2	66.7%	2	66.7%			3	100.0%	3	100.0%

1-Year Certificate of Achievement

ASL/Deaf Studies

CIP Code: **16.1603**

Curriculum Code: **IPP 0192**



ASL/Deaf Studies

Summer 2020

CIP Code:

16.1603

Curriculum Code:

IPP 0192

Program:

CER

Total Enrollment: 2 100.0%

Male:

FT:

1 50.0%

Avg Age:

36.7

Minority:

Female: 2 100.0%

PT:

1 50.0%

Feeder Enrl:

Feeder H.S. Enrollees

	#	%
Carbondale		
Carterville		
Crab Orchard		
DuQuoin		
Elverado		
Herrin		
Johnston City		
Marion		
Murphysboro		
West Frankfort		
Trico		
Feeder H.S. Total		
Agape Christian		
GED	1	50.0%

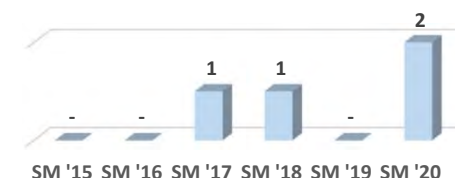
Age

	#	%
< = 17		
18-20		
21-25		
26-30	1	50.0%
31-40		
41-50	1	50.0%
51-60		
61-70		
71-80		
81+		
Unk		
Total	2	100.0%
Avg	36.7	
<21		
>60		

Enrollments

SM '15	-
SM '16	-
SM '17	1
SM '18	1
SM '19	-
SM '20	2

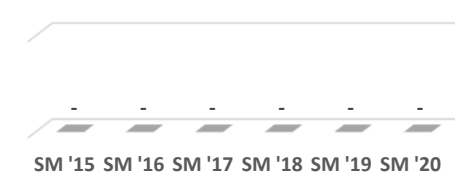
Enrollments



Graduates

SM '15	-
SM '16	-
SM '17	-
SM '18	-
SM '19	-
SM '20	-

Graduates



Demographics	Male						Female						Grand Total					
	Full-time		Part-time		Male Total		Full-time		Part-time		Female Total		Full-time		Part-time		Grand Total	
	#	%	#	%	#	%	#	%	#	%	#	%	#	%	#	%	#	%
Asian																		
American Indian / Alaskan Native																		
Black or African American																		
Hispanic																		
White							1	50.0%	1	50.0%	2	100.0%	1	50.0%	1	50.0%	2	100.0%
Native Hawaiian or Pacific Islander																		
Unknown																		
Totals							1	50.0%	1	50.0%	2	100.0%	1	50.0%	1	50.0%	2	100.0%



ASL/Deaf Studies

Fall 2020

CIP Code: 16.1603

Curriculum Code: IPP 0192

Program: CER

Total Enrollment: 1 100.0%

Male:
Female: 1 100.0%

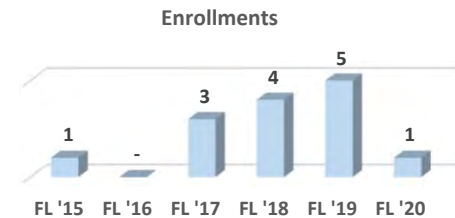
FT:
PT: 1 100.0%

Avg Age: 43.3
Feeder Enrl:

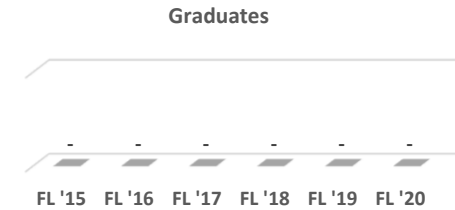
Feeder H.S. Enrollees	#	%
Carbondale		
Carterville		
Crab Orchard		
DuQuoin		
Elverado		
Herrin		
Johnston City		
Marion		
Murphysboro		
West Frankfort		
Trico		
Feeder H.S. Total		
Agape Christian		
GED		

Age	#	%
<= 17		
18-20		
21-25		
26-30		
31-40		
41-50	1	100.0%
51-60		
61-70		
71-80		
81+		
Unk		
Total	1	100.0%
Avg	43.3	
<21		
>60		

Enrollments	
FL '15	1
FL '16	-
FL '17	3
FL '18	4
FL '19	5
FL '20	1



Graduates	
FL '15	-
FL '16	-
FL '17	-
FL '18	-
FL '19	-
FL '20	-



Demographics	Male						Female						Grand Total					
	Full-time		Part-time		Male Total		Full-time		Part-time		Female Total		Full-time		Part-time		Grand Total	
	#	%	#	%	#	%	#	%	#	%	#	%	#	%	#	%	#	%
Asian																		
American Indian / Alaskan Native																		
Black or African American																		
Hispanic																		
White									1	100.0%	1	100.0%			1	100.0%	1	100.0%
Native Hawaiian or Pacific Islander																		
Unknown																		
Totals									1	100.0%	1	100.0%			1	100.0%	1	100.0%



ASL/Deaf Studies

CIP Code: 16.1603

Curriculum Code:

IPP 0192

Program:

CER

Spring 2021

Total Enrollment:

Male:

FT:

Avg Age:

Minority:

Female:

PT:

Feeder Enrl:

Feeder H.S. Enrollees

#

%

Age

#

%

Enrollments

Carbondale

< = 17

SP '16

1

Cartersville

18-20

SP '17

1

Crab Orchard

21-25

SP '18

2

DuQuoin

26-30

SP '19

2

Elverado

31-40

SP '20

3

Herrin

41-50

SP '21

-

Johnston City

51-60

Marion

61-70

Murphysboro

71-80

West Frankfort

81+

Trico

Unk

Feeder H.S. Total

Total

Agape Christian

Avg

GED

<21

>60

Graduates

SP '16

-

SP '17

1

SP '18

-

SP '19

-

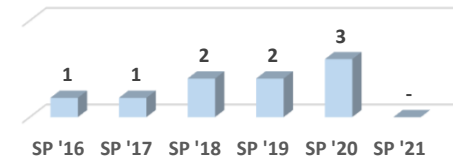
SP '20

1

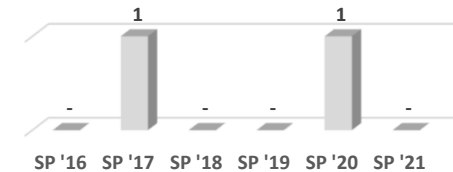
SP '21

-

Enrollments



Graduates



Demographics	Male						Female						Grand Total					
	Full-time		Part-time		Male Total		Full-time		Part-time		Female Total		Full-time		Part-time		Grand Total	
	#	%	#	%	#	%	#	%	#	%	#	%	#	%	#	%	#	%
Asian																		
American Indian / Alaskan Native																		
Black or African American																		
Hispanic																		
White																		
Native Hawaiian or Pacific Islander																		
Unknown																		
Totals																		

1-Year Certificate of Achievement

Auto Collision Technology

CIP Code: 47.0603

Curriculum Code: AUT 0014



Auto Collision Technology

Summer 2020

CIP Code:

47.0603

Curriculum Code:

AUT 0014

Program:

CER

Total Enrollment:

Male:

FT:

Avg Age:

Minority:

Female:

PT:

Feeder Enrl:

Feeder H.S. Enrollees

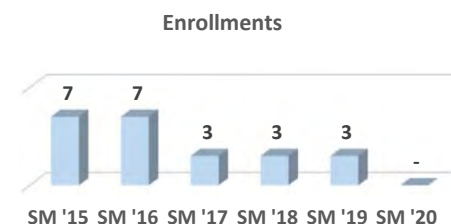
	#	%
Carbondale		
Carterville		
Crab Orchard		
DuQuoin		
Elverado		
Herrin		
Johnston City		
Marion		
Murphysboro		
West Frankfort		
Trico		
Feeder H.S. Total		
Agape Christian		
GED		

Age

	#	%
< = 17		
18-20		
21-25		
26-30		
31-40		
41-50		
51-60		
61-70		
71-80		
81+		
Unk		
Total		
Avg		
<21		
>60		

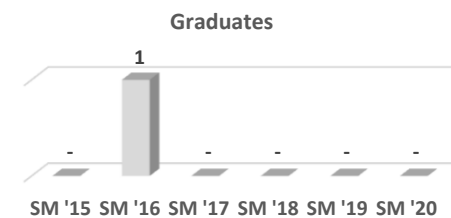
Enrollments

SM '15	7
SM '16	7
SM '17	3
SM '18	3
SM '19	3
SM '20	-



Graduates

SM '15	-
SM '16	1
SM '17	-
SM '18	-
SM '19	-
SM '20	-



Demographics	Male						Female						Grand Total					
	Full-time		Part-time		Male Total		Full-time		Part-time		Female Total		Full-time		Part-time		Grand Total	
	#	%	#	%	#	%	#	%	#	%	#	%	#	%	#	%	#	%
Asian																		
American Indian / Alaskan Native																		
Black or African American																		
Hispanic																		
White																		
Native Hawaiian or Pacific Islander																		
Unknown																		
Totals																		



Auto Collision Technology

Fall 2020

CIP Code: 47.0603

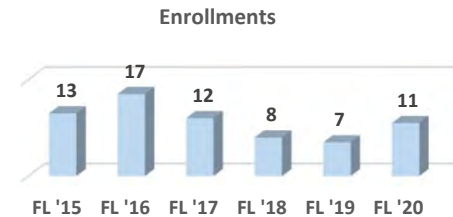
Curriculum Code: AUT 0014

Program: CER

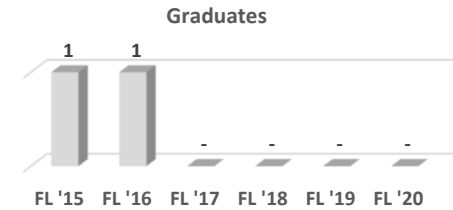
Total Enrollment:	11	100.0%	Male:	9	81.8%	FT:	5	45.5%	Avg Age:	39.4
Minority:	2	18.2%	Female:	2	18.2%	PT:	6	54.5%	Feeder Enrl:	3 27.3%

Feeder H.S. Enrollees	#	%	Age	#	%
Carbondale	1	9.1%	< = 17		
Carterville			18-20	5	45.5%
Crab Orchard			21-25	1	9.1%
DuQuoin			26-30		
Elverado			31-40	1	9.1%
Herrin			41-50		
Johnston City			51-60		
Marion			61-70	2	18.2%
Murphysboro			71-80	2	18.2%
West Frankfort	2	18.2%	81+		
Trico			Unk		
Feeder H.S. Total	3	27.3%	Total	11	100.0%
Agape Christian			Avg	39.4	
GED			<21	5	45.5%
			>60	4	36.4%

Enrollments	
FL '15	13
FL '16	17
FL '17	12
FL '18	8
FL '19	7
FL '20	11



Graduates	
FL '15	1
FL '16	1
FL '17	-
FL '18	-
FL '19	-
FL '20	-



Demographics	Male						Female						Grand Total					
	Full-time		Part-time		Male Total		Full-time		Part-time		Female Total		Full-time		Part-time		Grand Total	
	#	%	#	%	#	%	#	%	#	%	#	%	#	%	#	%	#	%
Asian																		
American Indian / Alaskan Native																		
Black or African American	1	9.1%	1	9.1%	2	18.2%							1	9.1%	1	9.1%	2	18.2%
Hispanic																		
White	2	18.2%	4	36.4%	6	54.5%	2	18.2%			2	18.2%	4	36.4%	4	36.4%	8	72.7%
Native Hawaiian or Pacific Islander																		
Unknown			1	9.1%	1	9.1%									1	9.1%	1	9.1%
Totals	3	27.3%	6	54.5%	9	81.8%	2	18.2%			2	18.2%	5	45.5%	6	54.5%	11	100.0%



Auto Collision Technology

Spring 2021

CIP Code: 47.0603

Curriculum Code:

AUT 0014

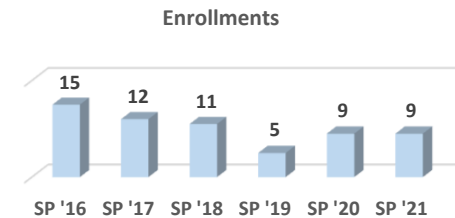
Program:

CER

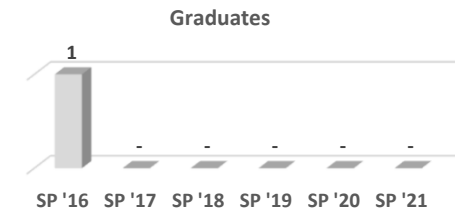
Total Enrollment:	9	100.0%	Male:	9	100.0%	FT:	2	22.2%	Avg Age:	54.6
Minority:	1	11.1%	Female:			PT:	7	77.8%	Feeder Enrl:	3 33.3%

Feeder H.S. Enrollees	#	%	Age	#	%
Carbondale	2	22.2%	< = 17		
Carterville			18-20	3	33.3%
Crab Orchard			21-25		
DuQuoin			26-30		
Elverado			31-40		
Herrin			41-50		
Johnston City			51-60		
Marion			61-70	3	33.3%
Murphysboro	1	11.1%	71-80	3	33.3%
West Frankfort			81+		
Trico			Unk		
Feeder H.S. Total	3	33.3%	Total	9	100.0%
Agape Christian			Avg	54.6	
GED			<21	3	33.3%
			>60	6	66.7%

Enrollments	
SP '16	15
SP '17	12
SP '18	11
SP '19	5
SP '20	9
SP '21	9



Graduates	
SP '16	1
SP '17	-
SP '18	-
SP '19	-
SP '20	-
SP '21	-



Demographics	Male						Female						Grand Total					
	Full-time		Part-time		Male Total		Full-time		Part-time		Female Total		Full-time		Part-time		Grand Total	
	#	%	#	%	#	%	#	%	#	%	#	%	#	%	#	%	#	%
Asian																		
American Indian / Alaskan Native																		
Black or African American	1	11.1%			1	11.1%							1	11.1%			1	11.1%
Hispanic																		
White	1	11.1%	6	66.7%	7	77.8%							1	11.1%	6	66.7%	7	77.8%
Native Hawaiian or Pacific Islander																		
Unknown			1	11.1%	1	11.1%									1	11.1%	1	11.1%
Totals	2	22.2%	7	77.8%	9	100.0%							2	22.2%	7	77.8%	9	100.0%

1-Year Certificate of Achievement

Auto Services Technology

CIP Code: 47.0604

Curriculum Code: 00AST0052



Auto Services Technology

Summer 2020

CIP Code:

47.0604

Curriculum Code:

00AST0052

Program:

CER

Total Enrollment:

Male:

FT:

Avg Age:

Minority:

Female:

PT:

Feeder Enrl:

Feeder H.S. Enrollees

	#	%
Carbondale		
Carterville		
Crab Orchard		
DuQuoin		
Elverado		
Herrin		
Johnston City		
Marion		
Murphysboro		
West Frankfort		
Trico		
Feeder H.S. Total		
Agape Christian		
GED		

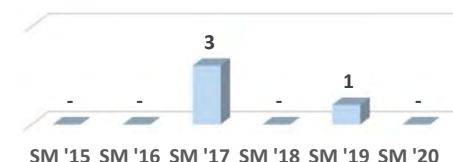
Age

	#	%
< = 17		
18-20		
21-25		
26-30		
31-40		
41-50		
51-60		
61-70		
71-80		
81+		
Unk		
Total		
Avg		
<21		
>60		

Enrollments

SM '15	-
SM '16	-
SM '17	3
SM '18	-
SM '19	1
SM '20	-

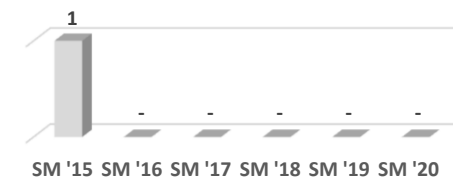
Enrollments



Graduates

SM '15	1
SM '16	-
SM '17	-
SM '18	-
SM '19	-
SM '20	-

Graduates



Demographics	Male						Female						Grand Total					
	Full-time		Part-time		Male Total		Full-time		Part-time		Female Total		Full-time		Part-time		Grand Total	
	#	%	#	%	#	%	#	%	#	%	#	%	#	%	#	%	#	%
Asian																		
American Indian / Alaskan Native																		
Black or African American																		
Hispanic																		
White																		
Native Hawaiian or Pacific Islander																		
Unknown																		
Totals																		



Auto Services Technology

Fall 2020

CIP Code: 47.0604

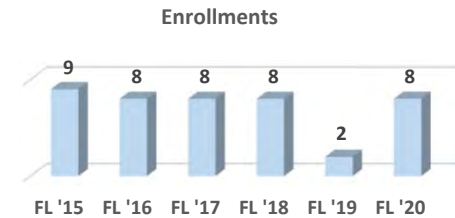
Curriculum Code: 00AST0052

Program: CER

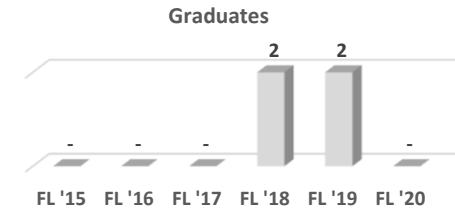
Total Enrollment:	8	100.0%	Male:	7	87.5%	FT:	7	87.5%	Avg Age:	21.2
Minority:			Female:	1	12.5%	PT:	1	12.5%	Feeder Enrl:	1 12.5%

Feeder H.S. Enrollees	#	%	Age	#	%
Carbondale			< = 17		
Carterville	1	12.5%	18-20	5	62.5%
Crab Orchard			21-25	2	25.0%
DuQuoin			26-30	1	12.5%
Elverado			31-40		
Herrin			41-50		
Johnston City			51-60		
Marion			61-70		
Murphysboro			71-80		
West Frankfort			81+		
Trico			Unk		
Feeder H.S. Total	1	12.5%	Total	8	100.0%
Agape Christian			Avg	21.2	
GED			<21	5	62.5%
			>60		

Enrollments	
FL '15	9
FL '16	8
FL '17	8
FL '18	8
FL '19	2
FL '20	8



Graduates	
FL '15	-
FL '16	-
FL '17	-
FL '18	2
FL '19	2
FL '20	-



Demographics	Male						Female						Grand Total					
	Full-time		Part-time		Male Total		Full-time		Part-time		Female Total		Full-time		Part-time		Grand Total	
	#	%	#	%	#	%	#	%	#	%	#	%	#	%	#	%	#	%
Asian																		
American Indian / Alaskan Native																		
Black or African American																		
Hispanic																		
White	5	62.5%	1	12.5%	6	75.0%							5	62.5%	1	12.5%	6	75.0%
Native Hawaiian or Pacific Islander																		
Unknown	1	12.5%			1	12.5%	1	12.5%			1	12.5%	2	25.0%			2	25.0%
Totals	6	75.0%	1	12.5%	7	87.5%	1	12.5%			1	12.5%	7	87.5%	1	12.5%	8	100.0%



Auto Services Technology

Spring 2021

CIP Code: 47.0604

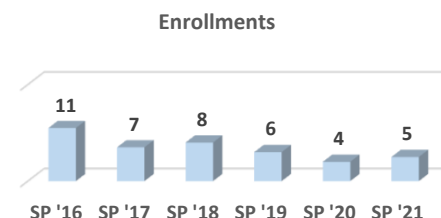
Curriculum Code: 00AST0052

Program: CER

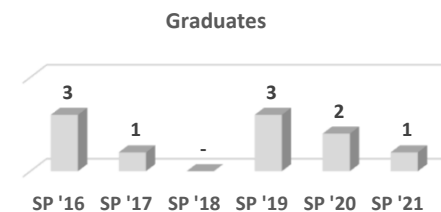
Total Enrollment:	5	100.0%	Male:	5	100.0%	FT:	3	60.0%	Avg Age:	19.8
Minority:	1	20.0%	Female:			PT:	2	40.0%	Feeder Enrl:	4 80.0%

Feeder H.S. Enrollees	#	%	Age	#	%
Carbondale			< = 17		
Carterville	1	20.0%	18-20	4	80.0%
Crab Orchard			21-25	1	20.0%
DuQuoin	2	40.0%	26-30		
Elverado			31-40		
Herrin			41-50		
Johnston City			51-60		
Marion			61-70		
Murphysboro			71-80		
West Frankfort	1	20.0%	81+		
Trico			Unk		
Feeder H.S. Total	4	80.0%	Total	5	100.0%
Agape Christian			Avg	19.8	
GED			<21	4	80.0%
			>60		

Enrollments	
SP '16	11
SP '17	7
SP '18	8
SP '19	6
SP '20	4
SP '21	5



Graduates	
SP '16	3
SP '17	1
SP '18	-
SP '19	3
SP '20	2
SP '21	1



Demographics	Male						Female						Grand Total					
	Full-time		Part-time		Male Total		Full-time		Part-time		Female Total		Full-time		Part-time		Grand Total	
	#	%	#	%	#	%	#	%	#	%	#	%	#	%	#	%	#	%
Asian																		
American Indian / Alaskan Native																		
Black or African American																		
Hispanic	1	20.0%			1	20.0%							1	20.0%			1	20.0%
White	2	40.0%	2	40.0%	4	80.0%							2	40.0%	2	40.0%	4	80.0%
Native Hawaiian or Pacific Islander																		
Unknown																		
Totals	3	60.0%	2	40.0%	5	100.0%							3	60.0%	2	40.0%	5	100.0%

1-Year Certificate of Achievement

Bookkeeping - Clerical Studies

CIP Code: 52.0302

Curriculum Code: 00BUS0053



Bookkeeping - Clerical Studies

Summer 2020

CIP Code:

52.0302

Curriculum Code:

00BUS0053

Program:

CER

Total Enrollment:

Male:

FT:

Avg Age:

Minority:

Female:

PT:

Feeder Enrl:

Feeder H.S. Enrollees

	#	%
Carbondale		
Carterville		
Crab Orchard		
DuQuoin		
Elverado		
Herrin		
Johnston City		
Marion		
Murphysboro		
West Frankfort		
Trico		
Feeder H.S. Total		
Agape Christian		
GED		

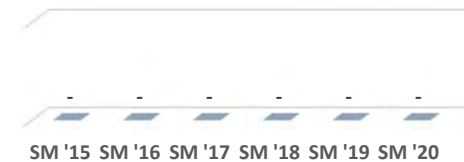
Age

	#	%
< = 17		
18-20		
21-25		
26-30		
31-40		
41-50		
51-60		
61-70		
71-80		
81+		
Unk		
Total		
Avg		
<21		
>60		

Enrollments

SM '15	-
SM '16	-
SM '17	-
SM '18	-
SM '19	-
SM '20	-

Enrollments



Graduates

SM '15	-
SM '16	-
SM '17	-
SM '18	-
SM '19	-
SM '20	-

Graduates



Demographics	Male						Female						Grand Total					
	Full-time		Part-time		Male Total		Full-time		Part-time		Female Total		Full-time		Part-time		Grand Total	
	#	%	#	%	#	%	#	%	#	%	#	%	#	%	#	%	#	%
Asian																		
American Indian / Alaskan Native																		
Black or African American																		
Hispanic																		
White																		
Native Hawaiian or Pacific Islander																		
Unknown																		
Totals																		



Bookkeeping - Clerical Studies

Fall 2020

CIP Code: 52.0302

Curriculum Code: 00BUS0053

Program: CER

Total Enrollment:

Male:

FT:

Avg Age:

Minority:

Female:

PT:

Feeder Enrl:

Feeder H.S. Enrollees

#

%

Age

#

%

Carbondale
Carterville
Crab Orchard
DuQuoin
Elverado
Herrin
Johnston City
Marion
Murphysboro
West Frankfort
Trico

< = 17
18-20
21-25
26-30
31-40
41-50
51-60
61-70
71-80
81+
Unk

Feeder H.S. Total

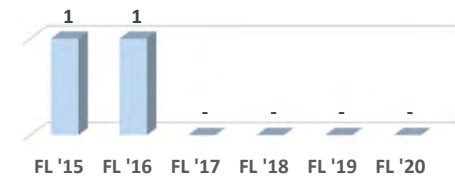
Agape Christian
GED

Total
Avg
<21
>60

Enrollments

FL '15 1
FL '16 1
FL '17 -
FL '18 -
FL '19 -
FL '20 -

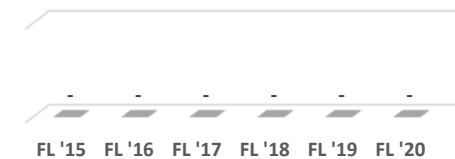
Enrollments



Graduates

FL '15 -
FL '16 -
FL '17 -
FL '18 -
FL '19 -
FL '20 -

Graduates



Demographics	Male						Female						Grand Total					
	Full-time		Part-time		Male Total		Full-time		Part-time		Female Total		Full-time		Part-time		Grand Total	
	#	%	#	%	#	%	#	%	#	%	#	%	#	%	#	%	#	%
Asian																		
American Indian / Alaskan Native																		
Black or African American																		
Hispanic																		
White																		
Native Hawaiian or Pacific Islander																		
Unknown																		
Totals																		



Bookkeeping - Clerical Studies

Spring 2021

CIP Code: 52.0302

Curriculum Code: 00BUS0053

Program: CER

Total Enrollment: 1 100.0%

Male: 1 100.0%

FT: 1 100.0%

Avg Age: 30.7

Minority:

Female: 1 100.0%

PT:

Feeder Enrl:

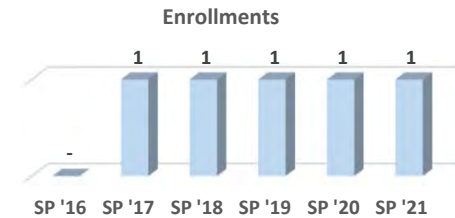
Feeder H.S. Enrollees

	#	%
Carbondale		
Cartersville		
Crab Orchard		
DuQuoin		
Elverado		
Herrin		
Johnston City		
Marion		
Murphysboro		
West Frankfort		
Trico		
Feeder H.S. Total		
Agape Christian		
GED	1	100.0%

Age	#	%
< = 17		
18-20		
21-25		
26-30	1	100.0%
31-40		
41-50		
51-60		
61-70		
71-80		
81+		
Unk		
Total	1	100.0%
Avg	30.7	
<21		
>60		

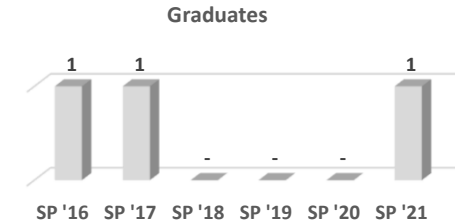
Enrollments

SP '16	-
SP '17	1
SP '18	1
SP '19	1
SP '20	1
SP '21	1



Graduates

SP '16	1
SP '17	1
SP '18	-
SP '19	-
SP '20	-
SP '21	1



Demographics	Male						Female						Grand Total					
	Full-time		Part-time		Male Total		Full-time		Part-time		Female Total		Full-time		Part-time		Grand Total	
	#	%	#	%	#	%	#	%	#	%	#	%	#	%	#	%	#	%
Asian																		
American Indian / Alaskan Native																		
Black or African American																		
Hispanic																		
White							1	100.0%			1	100.0%	1	100.0%			1	100.0%
Native Hawaiian or Pacific Islander																		
Unknown																		
Totals							1	100.0%			1	100.0%	1	100.0%			1	100.0%

1-Year Certificate of Achievement

Business Management

CIP Code: **52.0201**

Curriculum Code: **BUS 2007**



Business Management

Summer 2020

CIP Code:

52.0201

Curriculum Code:

BUS 2007

Program:

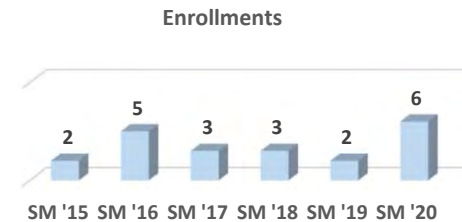
CER

Total Enrollment:	6	100.0%	Male:	2	33.3%	FT:	3	50.0%	Avg Age:	20.0
Minority:	2	33.3%	Female:	4	66.7%	PT:	3	50.0%	Feeder Enrl:	1 16.7%

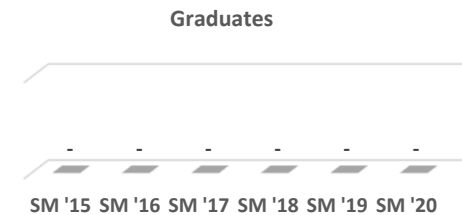
Feeder H.S. Enrollees	#	%
Carbondale	1	16.7%
Cartersville		
Crab Orchard		
DuQuoin		
Elverado		
Herrin		
Johnston City		
Marion		
Murphysboro		
West Frankfort		
Trico		
Feeder H.S. Total	1	16.7%
Agape Christian		
GED		

Age	#	%
< = 17		
18-20	5	83.3%
21-25	1	16.7%
26-30		
31-40		
41-50		
51-60		
61-70		
71-80		
81+		
Unk		
Total	6	100.0%
Avg	20.0	
<21	5	83.3%
>60		

Enrollments	
SM '15	2
SM '16	5
SM '17	3
SM '18	3
SM '19	2
SM '20	6



Graduates	
SM '15	-
SM '16	-
SM '17	-
SM '18	-
SM '19	-
SM '20	-



Demographics	Male						Female						Grand Total					
	Full-time		Part-time		Male Total		Full-time		Part-time		Female Total		Full-time		Part-time		Grand Total	
	#	%	#	%	#	%	#	%	#	%	#	%	#	%	#	%	#	%
Asian																		
American Indian / Alaskan Native																		
Black or African American	1	16.7%			1	16.7%	1	16.7%			1	16.7%	2	33.3%			2	33.3%
Hispanic																		
White	1	16.7%			1	16.7%			2	33.3%	2	33.3%	1	16.7%	2	33.3%	3	50.0%
Native Hawaiian or Pacific Islander																		
Unknown									1	16.7%	1	16.7%			1	16.7%	1	16.7%
Totals	2	33.3%			2	33.3%	1	16.7%	3	50.0%	4	66.7%	3	50.0%	3	50.0%	6	100.0%



Business Management

Fall 2020

CIP Code: 52.0201

Curriculum Code:

BUS 2007

Program:

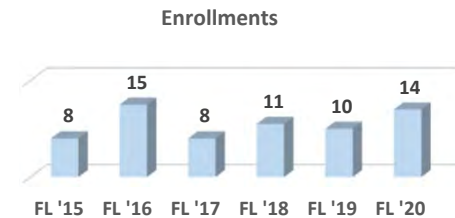
CER

Total Enrollment:	14	100.0%	Male:	11	78.6%	FT:	9	64.3%	Avg Age:	22.5
Minority:	4	28.6%	Female:	3	21.4%	PT:	5	35.7%	Feeder Enrl:	2 14.3%

Feeder H.S. Enrollees	#	%	Age	#	%
Carbondale			<= 17		
Carterville			18-20	10	71.4%
Crab Orchard			21-25	2	14.3%
DuQuoin			26-30		
Elverado			31-40	1	7.1%
Herrin			41-50	1	7.1%
Johnston City	1	7.1%	51-60		
Marion	1	7.1%	61-70		
Murphysboro			71-80		
West Frankfort			81+		
Trico			Unk		
Feeder H.S. Total	2	14.3%	Total	14	100.0%
Agape Christian			Avg	22.5	
GED			<21	10	71.4%
			>60		

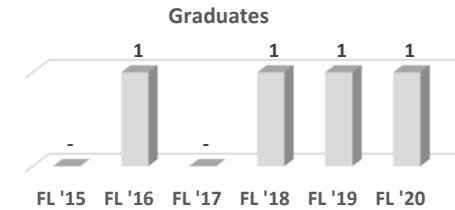
Enrollments

FL '15	8
FL '16	15
FL '17	8
FL '18	11
FL '19	10
FL '20	14



Graduates

FL '15	-
FL '16	1
FL '17	-
FL '18	1
FL '19	1
FL '20	1



Demographics	Male						Female						Grand Total					
	Full-time		Part-time		Male Total		Full-time		Part-time		Female Total		Full-time		Part-time		Grand Total	
	#	%	#	%	#	%	#	%	#	%	#	%	#	%	#	%	#	%
Asian																		
American Indian / Alaskan Native																		
Black or African American	2	14.3%	1	7.1%	3	21.4%							2	14.3%	1	7.1%	3	21.4%
Hispanic							1	7.1%			1	7.1%	1	7.1%			1	7.1%
White	4	28.6%	2	14.3%	6	42.9%	1	7.1%	1	7.1%	2	14.3%	5	35.7%	3	21.4%	8	57.1%
Native Hawaiian or Pacific Islander																		
Unknown	1	7.1%	1	7.1%	2	14.3%							1	7.1%	1	7.1%	2	14.3%
Totals	7	50.0%	4	28.6%	11	78.6%	2	14.3%	1	7.1%	3	21.4%	9	64.3%	5	35.7%	14	100.0%



Business Management

Spring 2021

CIP Code: 52.0201

Curriculum Code:

BUS 2007

Program:

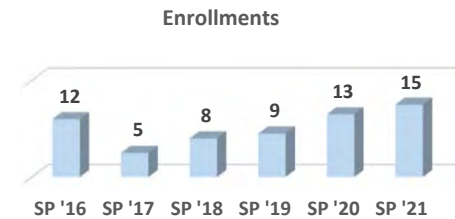
CER

Total Enrollment:	15	100.0%	Male:	8	53.3%	FT:	11	73.3%	Avg Age:	26.2
Minority:	3	20.0%	Female:	7	46.7%	PT:	4	26.7%	Feeder Enrl:	3 20.0%

Feeder H.S. Enrollees	#	%	Age	#	%
Carbondale			< = 17		
Carterville	1	6.7%	18-20	8	53.3%
Crab Orchard			21-25	2	13.3%
DuQuoin			26-30		
Elverado			31-40	4	26.7%
Herrin	1	6.7%	41-50	1	6.7%
Johnston City			51-60		
Marion	1	6.7%	61-70		
Murphysboro			71-80		
West Frankfort			81+		
Trico			Unk		
Feeder H.S. Total	3	20.0%	Total	15	100.0%
Agape Christian			Avg	26.2	
GED	2	13.3%	<21	8	53.3%
			>60		

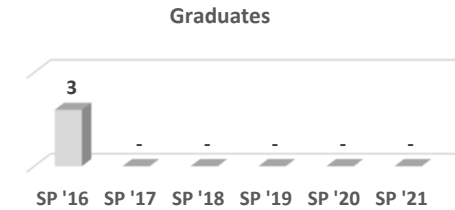
Enrollments

SP '16	12
SP '17	5
SP '18	8
SP '19	9
SP '20	13
SP '21	15



Graduates

SP '16	3
SP '17	-
SP '18	-
SP '19	-
SP '20	-
SP '21	-



Demographics	Male						Female						Grand Total					
	Full-time		Part-time		Male Total		Full-time		Part-time		Female Total		Full-time		Part-time		Grand Total	
	#	%	#	%	#	%	#	%	#	%	#	%	#	%	#	%	#	%
Asian																		
American Indian / Alaskan Native																		
Black or African American	1	6.7%	1	6.7%	2	13.3%	1	6.7%			1	6.7%	2	13.3%	1	6.7%	3	20.0%
Hispanic																		
White	4	26.7%	1	6.7%	5	33.3%	4	26.7%	2	13.3%	6	40.0%	8	53.3%	3	20.0%	11	73.3%
Native Hawaiian or Pacific Islander																		
Unknown	1	6.7%			1	6.7%							1	6.7%			1	6.7%
Totals	6	40.0%	2	13.3%	8	53.3%	5	33.3%	2	13.3%	7	46.7%	11	73.3%	4	26.7%	15	100.0%

1-Year Certificate of Achievement

CNC Machinist

CIP Code: **48.0510**

Curriculum Code: **MAC 2014**



CNC Machinist

CIP Code: 48.0510

Curriculum Code:

MAC 2014

Program:

CER

Summer 2020

Total Enrollment:

Male:

FT:

Avg Age:

Minority:

Female:

PT:

Feeder Enrl:

Feeder H.S. Enrollees

	#	%
Carbondale		
Carterville		
Crab Orchard		
DuQuoin		
Elverado		
Herrin		
Johnston City		
Marion		
Murphysboro		
West Frankfort		
Trico		
Feeder H.S. Total		
Agape Christian		
GED		

Age

	#	%
< = 17		
18-20		
21-25		
26-30		
31-40		
41-50		
51-60		
61-70		
71-80		
81+		
Unk		
Total		
Avg		
<21		
>60		

Enrollments

SM '15	-
SM '16	-
SM '17	-
SM '18	-
SM '19	-
SM '20	-

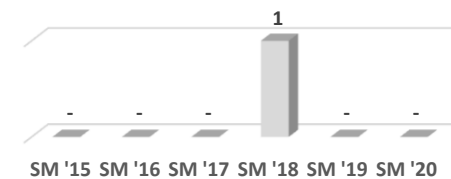
Enrollments



Graduates

SM '15	-
SM '16	-
SM '17	-
SM '18	1
SM '19	-
SM '20	-

Graduates



Demographics	Male						Female						Grand Total					
	Full-time		Part-time		Male Total		Full-time		Part-time		Female Total		Full-time		Part-time		Grand Total	
	#	%	#	%	#	%	#	%	#	%	#	%	#	%	#	%	#	%
Asian																		
American Indian / Alaskan Native																		
Black or African American																		
Hispanic																		
White																		
Native Hawaiian or Pacific Islander																		
Unknown																		
Totals																		



CNC Machinist

Fall 2020

CIP Code: 48.0510

Curriculum Code:

MAC 2014

Program:

CER

Total Enrollment: 1 100.0%

Male: 1 100.0%

FT:

Avg Age: 48.7

Minority:

Female:

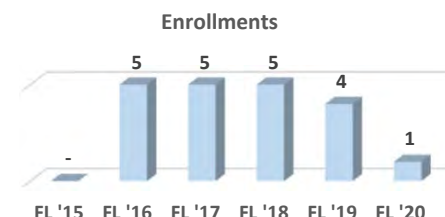
PT: 1 100.0%

Feeder Enrl: 1 100.0%

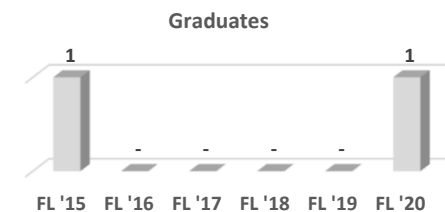
Feeder H.S. Enrollees	#	%
Carbondale		
Carterville		
Crab Orchard		
DuQuoin		
Elverado		
Herrin		
Johnston City		
Marion		
Murphysboro	1	100.0%
West Frankfort		
Trico		
Feeder H.S. Total	1	100.0%
Agape Christian		
GED		

Age	#	%
<= 17		
18-20		
21-25		
26-30		
31-40		
41-50	1	100.0%
51-60		
61-70		
71-80		
81+		
Unk		
Total	1	100.0%
Avg	48.7	
<21		
>60		

Enrollments	
FL '15	-
FL '16	5
FL '17	5
FL '18	5
FL '19	4
FL '20	1



Graduates	
FL '15	1
FL '16	-
FL '17	-
FL '18	-
FL '19	-
FL '20	1



Demographics	Male						Female						Grand Total					
	Full-time		Part-time		Male Total		Full-time		Part-time		Female Total		Full-time		Part-time		Grand Total	
	#	%	#	%	#	%	#	%	#	%	#	%	#	%	#	%	#	%
Asian																		
American Indian / Alaskan Native																		
Black or African American																		
Hispanic																		
White			1	100.0%	1	100.0%									1	100.0%	1	100.0%
Native Hawaiian or Pacific Islander																		
Unknown																		
Totals			1	100.0%	1	100.0%									1	100.0%	1	100.0%



CNC Machinist

CIP Code: 48.0510

Curriculum Code:

MAC 2014

Program:

CER

Spring 2021

Total Enrollment:

Male:

FT:

Avg Age:

Minority:

Female:

PT:

Feeder Enrl:

Feeder H.S. Enrollees

%

Age # %

Carbondale
Carterville
Crab Orchard
DuQuoin
Elverado
Herrin
Johnston City
Marion
Murphysboro
West Frankfort
Trico

< = 17
18-20
21-25
26-30
31-40
41-50
51-60
61-70
71-80
81+
Unk

Feeder H.S. Total

Agape Christian
GED

Total
Avg
<21
>60

Enrollments

SP '16 1
SP '17 4
SP '18 5
SP '19 5
SP '20 8
SP '21 -

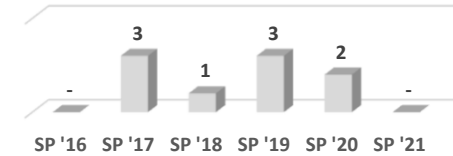
Enrollments



Graduates

SP '16 -
SP '17 3
SP '18 1
SP '19 3
SP '20 2
SP '21 -

Graduates



Demographics	Male						Female						Grand Total					
	Full-time		Part-time		Male Total		Full-time		Part-time		Female Total		Full-time		Part-time		Grand Total	
	#	%	#	%	#	%	#	%	#	%	#	%	#	%	#	%	#	%
Asian																		
American Indian / Alaskan Native																		
Black or African American																		
Hispanic																		
White																		
Native Hawaiian or Pacific Islander																		
Unknown																		
Totals																		

1-Year Certificate of Achievement

Computer Information Systems

CIP Code: 11.0401

Curriculum Code: CIS 0401



Computer Information Systems

Summer 2020

CIP Code: 11.0401

Curriculum Code: CIS 0401

Program: CER

Total Enrollment: 2 100.0%

Male: 2 100.0%

FT:

Avg Age: 45.1

Minority:

Female:

PT: 2 100.0%

Feeder Enrl: 1 50.0%

Feeder H.S. Enrollees

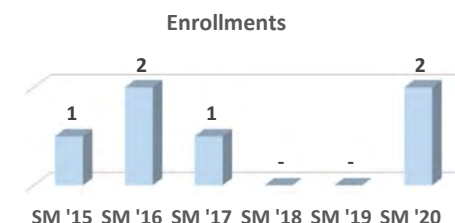
	#	%
Carbondale		
Carterville		
Crab Orchard		
DuQuoin		
Elverado		
Herrin	1	50.0%
Johnston City		
Marion		
Murphysboro		
West Frankfort		
Trico		
Feeder H.S. Total	1	50.0%
Agape Christian		
GED		

Age

	#	%
< = 17		
18-20		
21-25		
26-30	1	50.0%
31-40		
41-50		
51-60		
61-70	1	50.0%
71-80		
81+		
Unk		
Total	2	100.0%
Avg	45.1	
<21		
>60	1	50.0%

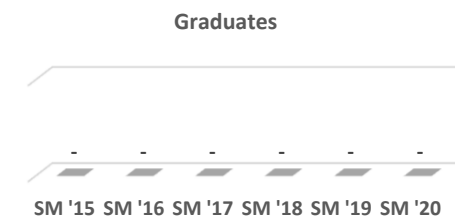
Enrollments

SM '15	1
SM '16	2
SM '17	1
SM '18	-
SM '19	-
SM '20	2



Graduates

SM '15	-
SM '16	-
SM '17	-
SM '18	-
SM '19	-
SM '20	-



Demographics	Male						Female						Grand Total					
	Full-time		Part-time		Male Total		Full-time		Part-time		Female Total		Full-time		Part-time		Grand Total	
	#	%	#	%	#	%	#	%	#	%	#	%	#	%	#	%	#	%
Asian																		
American Indian / Alaskan Native																		
Black or African American																		
Hispanic																		
White			2	100.0%	2	100.0%									2	100.0%	2	100.0%
Native Hawaiian or Pacific Islander																		
Unknown																		
Totals			2	100.0%	2	100.0%									2	100.0%	2	100.0%



Computer Information Systems

Fall 2020

CIP Code: 11.0401

Curriculum Code: CIS 0401

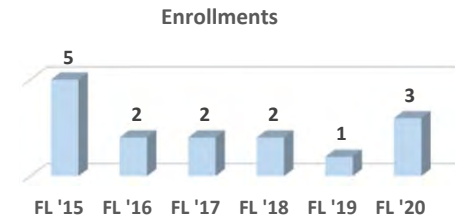
Program: CER

Total Enrollment:	Male:	FT:	Avg Age:	43.7
Minority:	Female:	PT:	Feeder Enrl:	1 #VALUE!

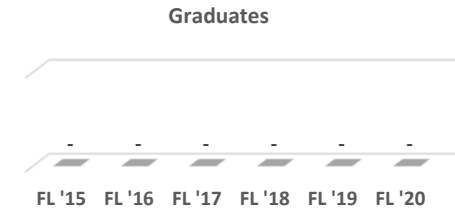
Feeder H.S. Enrollees	#	%
Carbondale	1	#VALUE!
Carterville		
Crab Orchard		
DuQuoin		
Elverado		
Herrin		
Johnston City		
Marion		
Murphysboro		
West Frankfort		
Trico		
Feeder H.S. Total	1	#VALUE!
Agape Christian		
GED		

Age	#	%
<= 17		
18-20		
21-25		
26-30	1	33.3%
31-40	1	33.3%
41-50		
51-60		
61-70	1	33.3%
71-80		
81+		
Unk		
Total	3	100.0%
Avg	43.7	
<21		
>60	1	33.3%

Enrollments	
FL '15	5
FL '16	2
FL '17	2
FL '18	2
FL '19	1
FL '20	3



Graduates	
FL '15	-
FL '16	-
FL '17	-
FL '18	-
FL '19	-
FL '20	-



Demographics	Male						Female						Grand Total					
	Full-time		Part-time		Male Total		Full-time		Part-time		Female Total		Full-time		Part-time		Grand Total	
	#	%	#	%	#	%	#	%	#	%	#	%	#	%	#	%	#	%
Asian																		
American Indian / Alaskan Native																		
Black or African American																		
Hispanic																		
White																		
Native Hawaiian or Pacific Islander																		
Unknown																		
Totals																		



Computer Information Systems

Spring 2021

CIP Code: 11.0401

Curriculum Code: CIS 0401

Program: CER

Total Enrollment: 1 100.0%

Male: 1 100.0%

FT:

Avg Age: 63.9

Minority:

Female:

PT: 1 100.0%

Feeder Enrl:

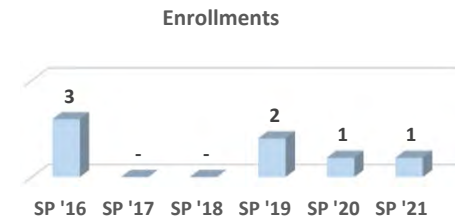
Feeder H.S. Enrollees

	#	%
Carbondale		
Carterville		
Crab Orchard		
DuQuoin		
Elverado		
Herrin		
Johnston City		
Marion		
Murphysboro		
West Frankfort		
Trico		
Feeder H.S. Total		
Agape Christian		
GED		

Age	#	%
< = 17		
18-20		
21-25		
26-30		
31-40		
41-50		
51-60		
61-70	1	100.0%
71-80		
81+		
Unk		
Total	1	100.0%
Avg	63.9	
<21		
>60	1	100.0%

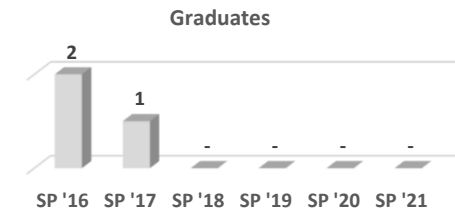
Enrollments

SP '16	3
SP '17	-
SP '18	-
SP '19	2
SP '20	1
SP '21	1



Graduates

SP '16	2
SP '17	1
SP '18	-
SP '19	-
SP '20	-
SP '21	-



Demographics	Male						Female						Grand Total					
	Full-time		Part-time		Male Total		Full-time		Part-time		Female Total		Full-time		Part-time		Grand Total	
	#	%	#	%	#	%	#	%	#	%	#	%	#	%	#	%	#	%
Asian																		
American Indian / Alaskan Native																		
Black or African American																		
Hispanic																		
White			1	100.0%	1	100.0%									1	100.0%	1	100.0%
Native Hawaiian or Pacific Islander																		
Unknown																		
Totals			1	100.0%	1	100.0%									1	100.0%	1	100.0%

1-Year Certificate of Achievement

Cosmetology

CIP Code: **12.0401**

Curriculum Code: **00COS0056**



Cosmetology

CIP Code: 12.0401

Curriculum Code:

00COS0056

Program:

CER

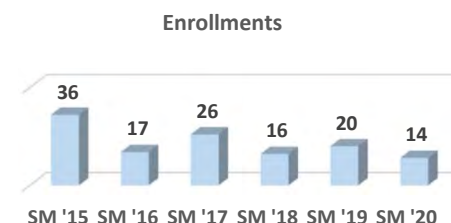
Summer 2020

Total Enrollment:	14	100.0%	Male:			FT:	3	21.4%	Avg Age:	23.4
Minority:	2	14.3%	Female:	14	100.0%	PT:	11	78.6%	Feeder Enrl:	5 35.7%

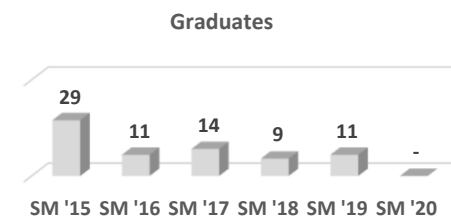
Feeder H.S. Enrollees	#	%
Carbondale		
Carterville	1	7.1%
Crab Orchard		
DuQuoin		
Elverado		
Herrin	2	14.3%
Johnston City		
Marion		
Murphysboro	1	7.1%
West Frankfort	1	7.1%
Trico		
Feeder H.S. Total	5	35.7%
Agape Christian		
GED		

Age	#	%
< = 17		
18-20	7	50.0%
21-25	2	14.3%
26-30	4	28.6%
31-40	1	7.1%
41-50		
51-60		
61-70		
71-80		
81+		
Unk		
Total	14	100.0%
Avg	23.4	
<21	7	50.0%
>60		

Enrollments	
SM '15	36
SM '16	17
SM '17	26
SM '18	16
SM '19	20
SM '20	14



Graduates	
SM '15	29
SM '16	11
SM '17	14
SM '18	9
SM '19	11
SM '20	-



Demographics	Male						Female						Grand Total					
	Full-time		Part-time		Male Total		Full-time		Part-time		Female Total		Full-time		Part-time		Grand Total	
	#	%	#	%	#	%	#	%	#	%	#	%	#	%	#	%	#	%
Asian																		
American Indian / Alaskan Native																		
Black or African American									2	14.3%	2	14.3%			2	14.3%	2	14.3%
Hispanic																		
White							3	21.4%	7	50.0%	10	71.4%	3	21.4%	7	50.0%	10	71.4%
Native Hawaiian or Pacific Islander																		
Unknown									2	14.3%	2	14.3%			2	14.3%	2	14.3%
Totals							3	21.4%	11	78.6%	14	100.0%	3	21.4%	11	78.6%	14	100.0%



Cosmetology

Fall 2020

CIP Code: 12.0401

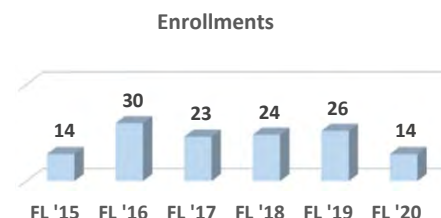
Curriculum Code: 00COS0056

Program: CER

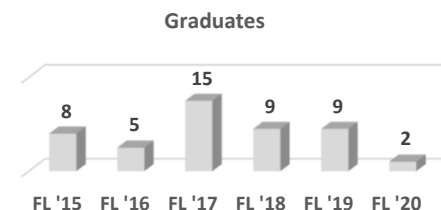
Total Enrollment:	14	100.0%	Male:	1	7.1%	FT:	11	78.6%	Avg Age:	21.9
Minority:	2	14.3%	Female:	2	14.3%	PT:	3	21.4%	Feeder Enrl:	5 35.7%

Feeder H.S. Enrollees	#	%	Age	#	%
Carbondale	2	14.3%	< = 17		
Carterville			18-20	8	57.1%
Crab Orchard			21-25	4	28.6%
DuQuoin	1	7.1%	26-30	2	14.3%
Elverado	1	7.1%	31-40		
Herrin	1	7.1%	41-50		
Johnston City			51-60		
Marion			61-70		
Murphysboro			71-80		
West Frankfort			81+		
Trico			Unk		
Feeder H.S. Total	5	35.7%	Total	14	100.0%
Agape Christian			Avg	21.9	
GED			<21	8	57.1%
			>60		

Enrollments	
FL '15	14
FL '16	30
FL '17	23
FL '18	24
FL '19	26
FL '20	14



Graduates	
FL '15	8
FL '16	5
FL '17	15
FL '18	9
FL '19	9
FL '20	2



Demographics	Male						Female						Grand Total					
	Full-time		Part-time		Male Total		Full-time		Part-time		Female Total		Full-time		Part-time		Grand Total	
	#	%	#	%	#	%	#	%	#	%	#	%	#	%	#	%	#	%
Asian																		
American Indian / Alaskan Native																		
Black or African American							2	14.3%			2	14.3%	2	14.3%			2	14.3%
Hispanic																		
White	1	7.1%			1	7.1%	8	57.1%	3	21.4%			9	64.3%	3	21.4%	12	85.7%
Native Hawaiian or Pacific Islander																		
Unknown																		
Totals	1	7.1%			1	7.1%	10	71.4%	3	21.4%	2	14.3%	11	78.6%	3	21.4%	14	100.0%



Cosmetology

Spring 2021

CIP Code: 12.0401

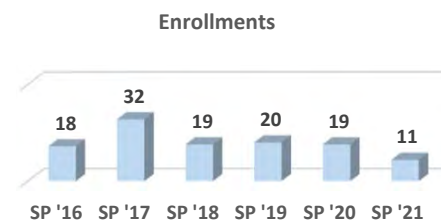
Curriculum Code: 00COS0056

Program: CER

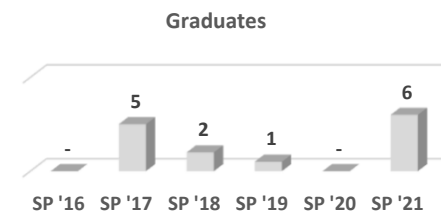
Total Enrollment:	11	100.0%	Male:			FT:	10	90.9%	Avg Age:	22.2
Minority:	2	18.2%	Female:	2	18.2%	PT:	1	9.1%	Feeder Enrl:	3 27.3%

Feeder H.S. Enrollees	#	%	Age	#	%
Carbondale			< = 17		
Carterville	1	9.1%	18-20	7	63.6%
Crab Orchard			21-25	2	18.2%
DuQuoin	2	18.2%	26-30	2	18.2%
Elverado			31-40		
Herrin			41-50		
Johnston City			51-60		
Marion			61-70		
Murphysboro			71-80		
West Frankfort			81+		
Trico			Unk		
Feeder H.S. Total	3	27.3%	Total	11	100.0%
Agape Christian			Avg	22.2	
GED	1	9.1%	<21	7	63.6%
			>60		

Enrollments	
SP '16	18
SP '17	32
SP '18	19
SP '19	20
SP '20	19
SP '21	11



Graduates	
SP '16	-
SP '17	5
SP '18	2
SP '19	1
SP '20	-
SP '21	6



Demographics	Male						Female						Grand Total					
	Full-time		Part-time		Male Total		Full-time		Part-time		Female Total		Full-time		Part-time		Grand Total	
	#	%	#	%	#	%	#	%	#	%	#	%	#	%	#	%	#	%
Asian																		
American Indian / Alaskan Native																		
Black or African American							2	18.2%			2	18.2%	2	18.2%			2	18.2%
Hispanic																		
White							8	72.7%	1	9.1%			8	72.7%	1	9.1%	9	81.8%
Native Hawaiian or Pacific Islander																		
Unknown																		
Totals							10	90.9%	1	9.1%	2	18.2%	10	90.9%	1	9.1%	11	100.0%

1-Year Certificate of Achievement

Dental Assisting

CIP Code: **51.0601**

Curriculum Code: **DNA 0039**



Dental Assisting

CIP Code: 51.0601

Curriculum Code:

DNA 0039

Program:

CER

Summer 2020

Total Enrollment: 1 100.0%

Male: 1 100.0%

FT: 1 100.0%

Avg Age: 25.0

Minority:

Female:

PT:

Feeder Enrl:

Feeder H.S. Enrollees

	#	%
Carbondale		
Carterville		
Crab Orchard		
DuQuoin		
Elverado		
Herrin		
Johnston City		
Marion		
Murphysboro		
West Frankfort		
Trico		
Feeder H.S. Total		
Agape Christian		
GED		

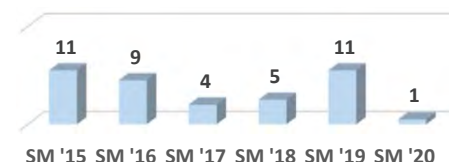
Age

	#	%
< = 17		
18-20		
21-25	1	100.0%
26-30		
31-40		
41-50		
51-60		
61-70		
71-80		
81+		
Unk		
Total	1	100.0%
Avg	25.0	
<21		
>60		

Enrollments

SM '15	11
SM '16	9
SM '17	4
SM '18	5
SM '19	11
SM '20	1

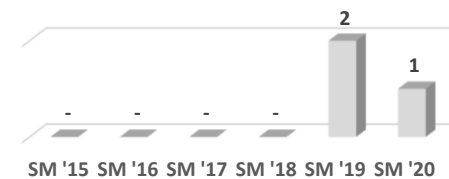
Enrollments



Graduates

SM '15	-
SM '16	-
SM '17	-
SM '18	-
SM '19	2
SM '20	1

Graduates



Demographics	Male						Female						Grand Total					
	Full-time		Part-time		Male Total		Full-time		Part-time		Female Total		Full-time		Part-time		Grand Total	
	#	%	#	%	#	%	#	%	#	%	#	%	#	%	#	%	#	%
Asian																		
American Indian / Alaskan Native																		
Black or African American																		
Hispanic																		
White	1	100.0%			1	100.0%							1	100.0%			1	100.0%
Native Hawaiian or Pacific Islander																		
Unknown																		
Totals	1	100.0%			1	100.0%							1	100.0%			1	100.0%



Dental Assisting

Fall 2020

CIP Code: 51.0601

Curriculum Code:

DNA 0039

Program:

CER

Total Enrollment: 10 100.0%
Minority: 1 10.0%

Male: 1 10.0%
Female: 9 90.0%

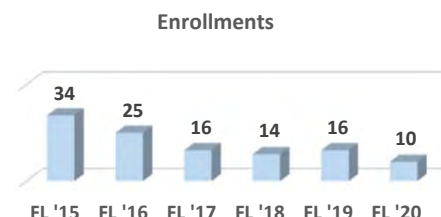
FT: 10 100.0%
PT:

Avg Age: 22.4
Feeder Enrl: 4 40.0%

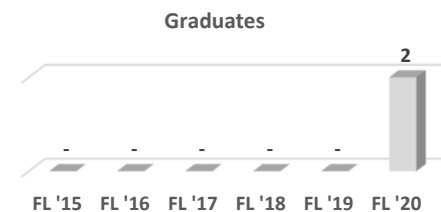
Feeder H.S. Enrollees	#	%
Carbondale	1	10.0%
Carterville		
Crab Orchard	2	20.0%
DuQuoin		
Elverado		
Herrin	1	10.0%
Johnston City		
Marion		
Murphysboro		
West Frankfort		
Trico		
Feeder H.S. Total	4	40.0%
Agape Christian		
GED	1	10.0%

Age	#	%
< = 17		
18-20	7	70.0%
21-25	1	10.0%
26-30	1	10.0%
31-40	1	10.0%
41-50		
51-60		
61-70		
71-80		
81+		
Unk		
Total	10	100.0%
Avg	22.4	
<21	7	70.0%
>60		

Enrollments	
FL '15	34
FL '16	25
FL '17	16
FL '18	14
FL '19	16
FL '20	10



Graduates	
FL '15	-
FL '16	-
FL '17	-
FL '18	-
FL '19	-
FL '20	2



Demographics	Male						Female						Grand Total					
	Full-time		Part-time		Male Total		Full-time		Part-time		Female Total		Full-time		Part-time		Grand Total	
	#	%	#	%	#	%	#	%	#	%	#	%	#	%	#	%	#	%
Asian																		
American Indian / Alaskan Native																		
Black or African American																		
Hispanic							1	10.0%			1	10.0%	1	10.0%			1	10.0%
White	1	10.0%			1	10.0%	6	60.0%			6	60.0%	7	70.0%			7	70.0%
Native Hawaiian or Pacific Islander																		
Unknown							2	20.0%			2	20.0%	2	20.0%			2	20.0%
Totals	1	10.0%			1	10.0%	9	90.0%			9	90.0%	10	100.0%			10	100.0%



Dental Assisting

CIP Code: 51.0601

Curriculum Code:

DNA 0039

Program:

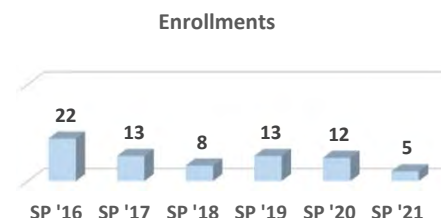
CER

Spring 2021

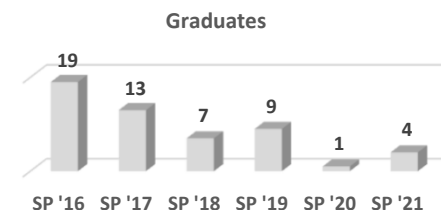
Total Enrollment:	5	100.0%	Male:	1	20.0%	FT:	4	80.0%	Avg Age:	23.3
Minority:	1	20.0%	Female:	4	80.0%	PT:	1	20.0%	Feeder Enrl:	3 60.0%

Feeder H.S. Enrollees	#	%	Age	#	%
Carbondale			< = 17		
Carterville			18-20	1	20.0%
Crab Orchard	1	20.0%	21-25	2	40.0%
DuQuoin			26-30	2	40.0%
Elverado			31-40		
Herrin			41-50		
Johnston City			51-60		
Marion			61-70		
Murphysboro	1	20.0%	71-80		
West Frankfort	1	20.0%	81+		
Trico			Unk		
Feeder H.S. Total	3	60.0%	Total	5	100.0%
Agape Christian			Avg	23.3	
GED			<21	1	20.0%
			>60		

Enrollments	
SP '16	22
SP '17	13
SP '18	8
SP '19	13
SP '20	12
SP '21	5



Graduates	
SP '16	19
SP '17	13
SP '18	7
SP '19	9
SP '20	1
SP '21	4



Demographics	Male						Female						Grand Total					
	Full-time		Part-time		Male Total		Full-time		Part-time		Female Total		Full-time		Part-time		Grand Total	
	#	%	#	%	#	%	#	%	#	%	#	%	#	%	#	%	#	%
Asian																		
American Indian / Alaskan Native																		
Black or African American																		
Hispanic							1	20.0%			1	20.0%	1	20.0%			1	20.0%
White	1	20.0%			1	20.0%	2	40.0%	1	20.0%	3	60.0%	3	60.0%	1	20.0%	4	80.0%
Native Hawaiian or Pacific Islander																		
Unknown																		
Totals	1	20.0%			1	20.0%	3	60.0%	1	20.0%	4	80.0%	4	80.0%	1	20.0%	5	100.0%

1-Year Certificate of Achievement

Diagnostic Cardiac Sonography

CIP Code: 51.0910

Curriculum Code: 00DMS0015



Diagnostic Cardiac Sonography

Summer 2020

CIP Code:

51.0910

Curriculum Code:

00DMS0015

Program:

CER

Total Enrollment:

Male:

FT:

Avg Age:

Minority:

Female:

PT:

Feeder Enrl:

Feeder H.S. Enrollees

	#	%
Carbondale		
Carterville		
Crab Orchard		
DuQuoin		
Elverado		
Herrin		
Johnston City		
Marion		
Murphysboro		
West Frankfort		
Trico		
Feeder H.S. Total		
Agape Christian		
GED		

Age

	#	%
< = 17		
18-20		
21-25		
26-30		
31-40		
41-50		
51-60		
61-70		
71-80		
81+		
Unk		
Total		
Avg		
<21		
>60		

Enrollments

SM '15	-
SM '16	-
SM '17	-
SM '18	-
SM '19	-
SM '20	-

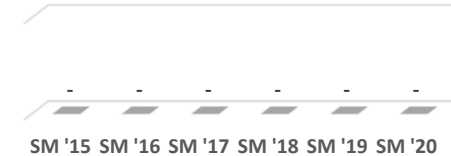
Enrollments



Graduates

SM '15	-
SM '16	-
SM '17	-
SM '18	-
SM '19	-
SM '20	-

Graduates



Demographics	Male						Female						Grand Total					
	Full-time		Part-time		Male Total		Full-time		Part-time		Female Total		Full-time		Part-time		Grand Total	
	#	%	#	%	#	%	#	%	#	%	#	%	#	%	#	%	#	%
Asian																		
American Indian / Alaskan Native																		
Black or African American																		
Hispanic																		
White																		
Native Hawaiian or Pacific Islander																		
Unknown																		
Totals																		



Diagnostic Cardiac Sonography

Fall 2020

CIP Code: 51.0910

Curriculum Code: 00DMS0015

Program: CER

Total Enrollment:

Male:

FT:

Avg Age:

Minority:

Female:

PT:

Feeder Enrl:

Feeder H.S. Enrollees

%

Age # %

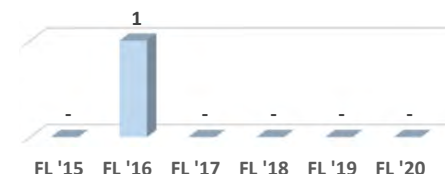
Enrollments

Enrollments

Carbondale
Carterville
Crab Orchard
DuQuoin
Elverado
Herrin
Johnston City
Marion
Murphysboro
West Frankfort
Trico

< = 17
18-20
21-25
26-30
31-40
41-50
51-60
61-70
71-80
81+
Unk

FL '15 -
FL '16 1
FL '17 -
FL '18 -
FL '19 -
FL '20 -



Feeder H.S. Total


Agape Christian
GED

Total
Avg
<21
>60

Graduates

Graduates

FL '15 -
FL '16 -
FL '17 -
FL '18 -
FL '19 -
FL '20 -



Demographics	Male						Female						Grand Total					
	Full-time		Part-time		Male Total		Full-time		Part-time		Female Total		Full-time		Part-time		Grand Total	
	#	%	#	%	#	%	#	%	#	%	#	%	#	%	#	%	#	%
Asian																		
American Indian / Alaskan Native																		
Black or African American																		
Hispanic																		
White																		
Native Hawaiian or Pacific Islander																		
Unknown																		
Totals																		



Diagnostic Cardiac Sonography

CIP Code: 51.0910

Curriculum Code:

00DMS0015

Program:

CER

Spring 2021

Total Enrollment:

Male:

FT:

Avg Age:

Minority:

Female:

PT:

Feeder Enrl:

Feeder H.S. Enrollees

#

%

Age

#

%

Enrollments

Enrollments

Carbondale
Carterville
Crab Orchard
DuQuoin
Elverado
Herrin
Johnston City
Marion
Murphysboro
West Frankfort
Trico

< = 17
18-20
21-25
26-30
31-40
41-50
51-60
61-70
71-80
81+
Unk

SP '16 -
SP '17 -
SP '18 -
SP '19 -
SP '20 -
SP '21 -



Feeder H.S. Total

Total

Avg

Agape Christian
GED

<21
>60

Graduates

Graduates

SP '16 -
SP '17 -
SP '18 -
SP '19 -
SP '20 -
SP '21 -



Demographics	Male						Female						Grand Total					
	Full-time		Part-time		Male Total		Full-time		Part-time		Female Total		Full-time		Part-time		Grand Total	
	#	%	#	%	#	%	#	%	#	%	#	%	#	%	#	%	#	%
Asian																		
American Indian / Alaskan Native																		
Black or African American																		
Hispanic																		
White																		
Native Hawaiian or Pacific Islander																		
Unknown																		
Totals																		

1-Year Certificate of Achievement

Emergency Medical Services

CIP Code: **51.0904**

Curriculum Code: **EMS 0102**



Emergency Medical Services

Summer 2020

CIP Code: 51.0904

Curriculum Code:

EMS 0102

Program:

CER

Total Enrollment: 14 100.0%

Male: 11 78.6%

FT: 14 100.0%

Avg Age: 26.3

Minority:

Female: 3 21.4%

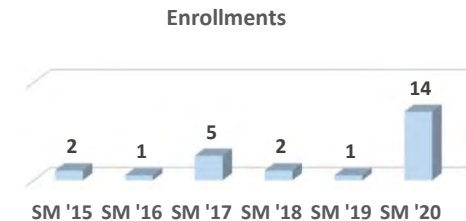
PT:

Feeder Enrl: 5 35.7%

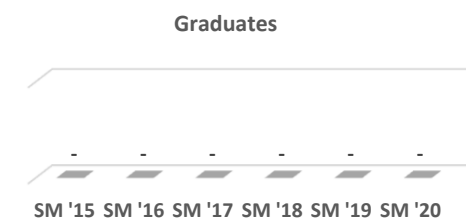
Feeder H.S. Enrollees	#	%
Carbondale	1	7.1%
Carterville		
Crab Orchard	1	7.1%
DuQuoin		
Elverado		
Herrin	1	7.1%
Johnston City	2	14.3%
Marion		
Murphysboro		
West Frankfort		
Trico		
Feeder H.S. Total	5	35.7%
Agape Christian		
GED		

Age	#	%
< = 17	1	7.1%
18-20	4	28.6%
21-25	2	14.3%
26-30	3	21.4%
31-40	4	28.6%
41-50		
51-60		
61-70		
71-80		
81+		
Unk		
Total	14	100.0%
Avg	26.3	
<21	5	35.7%
>60		

Enrollments	
SM '15	2
SM '16	1
SM '17	5
SM '18	2
SM '19	1
SM '20	14



Graduates	
SM '15	-
SM '16	-
SM '17	-
SM '18	-
SM '19	-
SM '20	-



Demographics	Male						Female						Grand Total					
	Full-time		Part-time		Male Total		Full-time		Part-time		Female Total		Full-time		Part-time		Grand Total	
	#	%	#	%	#	%	#	%	#	%	#	%	#	%	#	%	#	%
Asian																		
American Indian / Alaskan Native																		
Black or African American																		
Hispanic																		
White	10	71.4%			10	71.4%	3	21.4%			3	21.4%	13	92.9%			13	92.9%
Native Hawaiian or Pacific Islander																		
Unknown	1	7.1%			1	7.1%							1	7.1%			1	7.1%
Totals	11	78.6%			11	78.6%	3	21.4%			3	21.4%	14	100.0%			14	100.0%



Emergency Medical Services

Fall 2020

CIP Code: 51.0904

Curriculum Code:

EMS 0102

Program:

CER

Total Enrollment: 13 100.0%

Male: 8 61.5%

FT: 13 100.0%

Avg Age: 24.3

Minority:

Female: 5 38.5%

PT:

Feeder Enrl: 6 46.2%

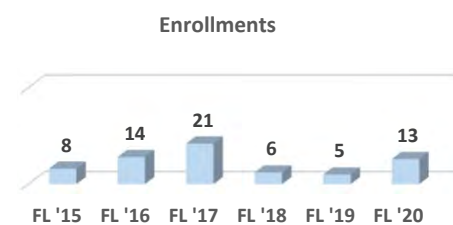
Feeder H.S. Enrollees

#	%
Carbondale	2 15.4%
Carterville	1 7.7%
Crab Orchard	
DuQuoin	
Elverado	
Herrin	
Johnston City	1 7.7%
Marion	2 15.4%
Murphysboro	
West Frankfort	
Trico	
Feeder H.S. Total	6 46.2%
Agape Christian	
GED	1 7.7%

Age	#	%
< = 17		
18-20	3	23.1%
21-25	7	53.8%
26-30	2	15.4%
31-40	1	7.7%
41-50		
51-60		
61-70		
71-80		
81+		
Unk		
Total	13	100.0%
Avg	24.3	
<21	3	23.1%
>60		

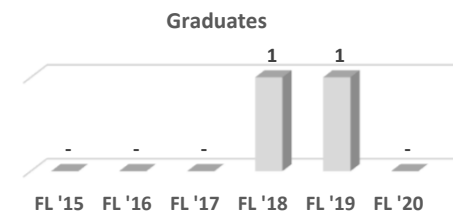
Enrollments

FL '15	8
FL '16	14
FL '17	21
FL '18	6
FL '19	5
FL '20	13



Graduates

FL '15	-
FL '16	-
FL '17	-
FL '18	1
FL '19	1
FL '20	-



Demographics	Male						Female						Grand Total					
	Full-time		Part-time		Male Total		Full-time		Part-time		Female Total		Full-time		Part-time		Grand Total	
	#	%	#	%	#	%	#	%	#	%	#	%	#	%	#	%	#	%
Asian																		
American Indian / Alaskan Native																		
Black or African American																		
Hispanic																		
White	6	46.2%			6	46.2%	5	38.5%			5	38.5%	11	84.6%			11	84.6%
Native Hawaiian or Pacific Islander																		
Unknown	2	15.4%			2	15.4%							2	15.4%			2	15.4%
Totals	8	61.5%			8	61.5%	5	38.5%			5	38.5%	13	100.0%			13	100.0%



Emergency Medical Services

Spring 2021

CIP Code: 51.0904

Curriculum Code:

EMS 0102

Program:

CER

Total Enrollment: 6 100.0%

Male: 3 50.0%

FT: 3 50.0%

Avg Age: 25.3

Minority:

Female: 3 50.0%

PT: 3 50.0%

Feeder Enrl: 1 16.7%

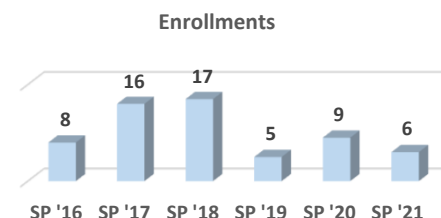
Feeder H.S. Enrollees

	#	%
Carbondale	1	16.7%
Cartersville		
Crab Orchard		
DuQuoin		
Elverado		
Herrin		
Johnston City		
Marion		
Murphysboro		
West Frankfort		
Trico		
Feeder H.S. Total	1	16.7%
Agape Christian		
GED		

Age	#	%
< = 17		
18-20	1	16.7%
21-25	2	33.3%
26-30	3	50.0%
31-40		
41-50		
51-60		
61-70		
71-80		
81+		
Unk		
Total	6	100.0%
Avg	25.3	
<21	1	16.7%
>60		

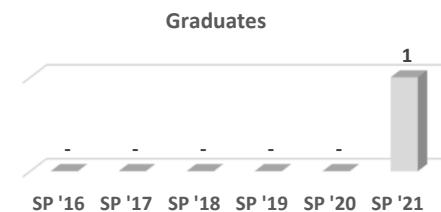
Enrollments

SP '16	8
SP '17	16
SP '18	17
SP '19	5
SP '20	9
SP '21	6



Graduates

SP '16	-
SP '17	-
SP '18	-
SP '19	-
SP '20	-
SP '21	1



Demographics	Male						Female						Grand Total					
	Full-time		Part-time		Male Total		Full-time		Part-time		Female Total		Full-time		Part-time		Grand Total	
	#	%	#	%	#	%	#	%	#	%	#	%	#	%	#	%	#	%
Asian																		
American Indian / Alaskan Native																		
Black or African American																		
Hispanic																		
White	2	33.3%	1	16.7%	3	50.0%	1	16.7%	2	33.3%	3	50.0%	3	50.0%	3	50.0%	6	100.0%
Native Hawaiian or Pacific Islander																		
Unknown																		
Totals	2	33.3%	1	16.7%	3	50.0%	1	16.7%	2	33.3%	3	50.0%	3	50.0%	3	50.0%	6	100.0%

1-Year Certificate of Achievement

Family Child Care - Early Childhood Education

CIP Code: 19.0709

Curriculum Code: ECE 0006



Family Child Care - Early Childhood Education

Summer 2020

CIP Code:

19.0709

Curriculum Code:

ECE 0006

Program:

CER

Total Enrollment: 1 100.0%

Male: 1 100.0%

FT: 1 100.0%

Avg Age: 37.0

Minority:

Female:

PT:

Feeder Enrl:

Feeder H.S. Enrollees

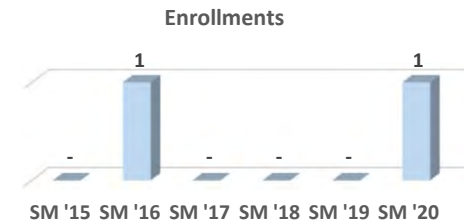
	#	%
Carbondale		
Carterville		
Crab Orchard		
DuQuoin		
Elverado		
Herrin		
Johnston City		
Marion		
Murphysboro		
West Frankfort		
Trico		
Feeder H.S. Total		
Agape Christian		
GED		

Age

	#	%
< = 17		
18-20		
21-25		
26-30		
31-40	1	100.0%
41-50		
51-60		
61-70		
71-80		
81+		
Unk		
Total	1	100.0%
Avg	37.0	
<21		
>60		

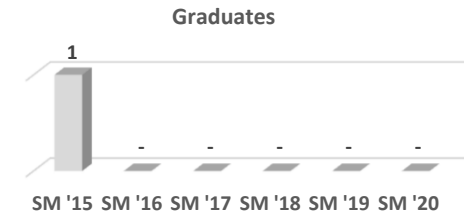
Enrollments

SM '15	-
SM '16	1
SM '17	-
SM '18	-
SM '19	-
SM '20	1



Graduates

SM '15	1
SM '16	-
SM '17	-
SM '18	-
SM '19	-
SM '20	-



Demographics	Male						Female						Grand Total					
	Full-time		Part-time		Male Total		Full-time		Part-time		Female Total		Full-time		Part-time		Grand Total	
	#	%	#	%	#	%	#	%	#	%	#	%	#	%	#	%	#	%
Asian																		
American Indian / Alaskan Native																		
Black or African American																		
Hispanic																		
White	1	100.0%			1	100.0%							1	100.0%			1	100.0%
Native Hawaiian or Pacific Islander																		
Unknown																		
Totals	1	100.0%			1	100.0%							1	100.0%			1	100.0%



Family Child Care - Early Childhood Education

Fall 2020

CIP Code: 19.0709

Curriculum Code:

ECE 0006

Program:

CER

Total Enrollment:

Male:

FT:

Avg Age:

Minority:

Female:

PT:

Feeder Enrl:

Feeder H.S. Enrollees

%

Age # %

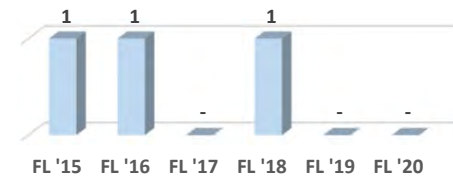
Enrollments

Enrollments

Carbondale
Carterville
Crab Orchard
DuQuoin
Elverado
Herrin
Johnston City
Marion
Murphysboro
West Frankfort
Trico

< = 17
18-20
21-25
26-30
31-40
41-50
51-60
61-70
71-80
81+
Unk

FL '15 1
FL '16 1
FL '17 -
FL '18 1
FL '19 -
FL '20 -



Feeder H.S. Total

Total

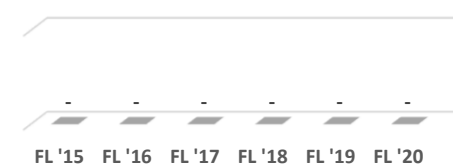
Graduates

Graduates

Agape Christian
GED

Avg
<21
>60

FL '15 -
FL '16 -
FL '17 -
FL '18 -
FL '19 -
FL '20 -



Demographics	Male						Female						Grand Total					
	Full-time		Part-time		Male Total		Full-time		Part-time		Female Total		Full-time		Part-time		Grand Total	
	#	%	#	%	#	%	#	%	#	%	#	%	#	%	#	%	#	%
Asian																		
American Indian / Alaskan Native																		
Black or African American																		
Hispanic																		
White																		
Native Hawaiian or Pacific Islander																		
Unknown																		
Totals																		



Family Child Care - Early Childhood Education

Spring 2021

CIP Code: 19.0709

Curriculum Code:

ECE 0006

Program:

CER

Total Enrollment:

Male:

FT:

Avg Age:

Minority:

Female:

PT:

Feeder Enrl:

Feeder H.S. Enrollees

%

Age # %

Carbondale

< = 17

Carterville

18-20

Crab Orchard

21-25

DuQuoin

26-30

Elverado

31-40

Herrin

41-50

Johnston City

51-60

Marion

61-70

Murphysboro

71-80

West Frankfort

81+

Trico

Unk

Feeder H.S. Total

Total

Agape Christian

Avg

GED

<21

>60

Enrollments

SP '16 1

SP '17 -


SP '18 -

SP '19 -

SP '20 -

SP '21 -

Enrollments



Graduates

SP '16 -

SP '17 -

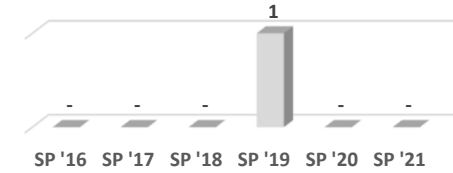
SP '18 -

SP '19 1

SP '20 -

SP '21 -

Graduates



Demographics	Male						Female						Grand Total					
	Full-time		Part-time		Male Total		Full-time		Part-time		Female Total		Full-time		Part-time		Grand Total	
	#	%	#	%	#	%	#	%	#	%	#	%	#	%	#	%	#	%
Asian																		
American Indian / Alaskan Native																		
Black or African American																		
Hispanic																		
White																		
Native Hawaiian or Pacific Islander																		
Unknown																		
Totals																		

1-Year Certificate of Achievement

Graphics Design

CIP Code: 50.0409

Curriculum Code: GRD 0005



Graphics Design

CIP Code: 50.0409

Curriculum Code:

GRD 0005

Program:

CER

Summer 2020

Total Enrollment:

Male:

FT:

Avg Age:

Minority:

Female:

PT:

Feeder Enrl:

Feeder H.S. Enrollees

	#	%
Carbondale		
Carterville		
Crab Orchard		
DuQuoin		
Elverado		
Herrin		
Johnston City		
Marion		
Murphysboro		
West Frankfort		
Trico		
Feeder H.S. Total		
Agape Christian		
GED		

Age

	#	%
< = 17		
18-20		
21-25		
26-30		
31-40		
41-50		
51-60		
61-70		
71-80		
81+		
Unk		
Total		
Avg		
<21		
>60		

Enrollments

SM '15	-
SM '16	-
SM '17	-
SM '18	-
SM '19	-
SM '20	-

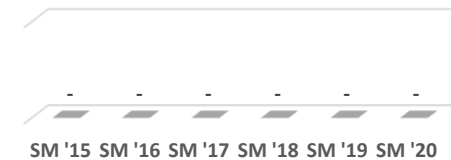
Enrollments



Graduates

SM '15	-
SM '16	-
SM '17	-
SM '18	-
SM '19	-
SM '20	-

Graduates



Demographics	Male						Female						Grand Total					
	Full-time		Part-time		Male Total		Full-time		Part-time		Female Total		Full-time		Part-time		Grand Total	
	#	%	#	%	#	%	#	%	#	%	#	%	#	%	#	%	#	%
Asian																		
American Indian / Alaskan Native																		
Black or African American																		
Hispanic																		
White																		
Native Hawaiian or Pacific Islander																		
Unknown																		
Totals																		



Graphics Design

CIP Code: 50.0409

Curriculum Code:

GRD 0005

Program:

CER

Fall 2020

Total Enrollment: 1 100.0%

Male:

FT:

Avg Age:

48.9

Minority:

Female: 1 100.0%

PT:

1 100.0%

Feeder Enrl:

Feeder H.S. Enrollees

%

Carbondale
Carterville
Crab Orchard
DuQuoin
Elverado
Herrin
Johnston City
Marion
Murphysboro
West Frankfort
Trico

Feeder H.S. Total

Agape Christian
GED

Age # %

<= 17
18-20
21-25
26-30
31-40
41-50
51-60
61-70
71-80
81+
Unk

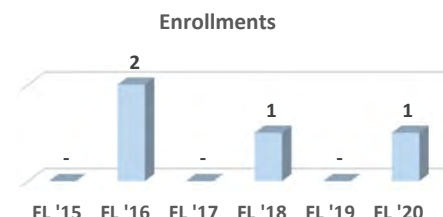
Total 1 100.0%

Avg 48.9

<21
>60

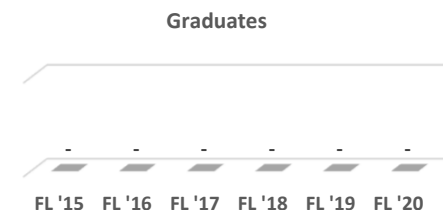
Enrollments

FL '15 -
FL '16 2
FL '17 -
FL '18 1
FL '19 -
FL '20 1



Graduates

FL '15 -
FL '16 -
FL '17 -
FL '18 -
FL '19 -
FL '20 -



Demographics	Male						Female						Grand Total					
	Full-time		Part-time		Male Total		Full-time		Part-time		Female Total		Full-time		Part-time		Grand Total	
	#	%	#	%	#	%	#	%	#	%	#	%	#	%	#	%	#	%
Asian																		
American Indian / Alaskan Native																		
Black or African American																		
Hispanic																		
White									1	100.0%	1	100.0%			1	100.0%	1	100.0%
Native Hawaiian or Pacific Islander																		
Unknown																		
Totals									1	100.0%	1	100.0%			1	100.0%	1	100.0%



Graphics Design

CIP Code: 50.0409

Curriculum Code:

GRD 0005

Program:

CER

Spring 2021

Total Enrollment: 1 100.0%

Male: 1 100.0%

FT:

Avg Age: 28.0

Minority:

Female:

PT: 1 100.0%

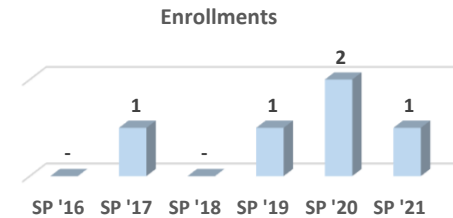
Feeder Enrl: 1 100.0%

Feeder H.S. Enrollees	#	%
Carbondale	1	100.0%
Carterville		
Crab Orchard		
DuQuoin		
Elverado		
Herrin		
Johnston City		
Marion		
Murphysboro		
West Frankfort		
Trico		
Feeder H.S. Total	1	100.0%
Agape Christian		
GED		

Age	#	%
< = 17		
18-20		
21-25		
26-30	1	100.0%
31-40		
41-50		
51-60		
61-70		
71-80		
81+		
Unk		
Total	1	100.0%
Avg	28.0	
<21		
>60		

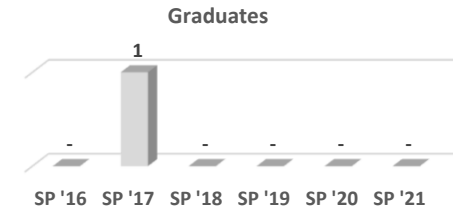
Enrollments

SP '16	-
SP '17	1
SP '18	-
SP '19	1
SP '20	2
SP '21	1



Graduates

SP '16	-
SP '17	1
SP '18	-
SP '19	-
SP '20	-
SP '21	-



Demographics	Male						Female						Grand Total					
	Full-time		Part-time		Male Total		Full-time		Part-time		Female Total		Full-time		Part-time		Grand Total	
	#	%	#	%	#	%	#	%	#	%	#	%	#	%	#	%	#	%
Asian																		
American Indian / Alaskan Native																		
Black or African American																		
Hispanic																		
White			1	100.0%	1	100.0%									1	100.0%	1	100.0%
Native Hawaiian or Pacific Islander																		
Unknown																		
Totals			1	100.0%	1	100.0%									1	100.0%	1	100.0%

1-Year Certificate of Achievement

Heating & Air Conditioning

CIP Code: **47.0201**

Curriculum Code: **HAC 0006**



Heating & Air Conditioning

CIP Code:

47.0201

Curriculum Code:

HAC 0006

Program:

CER

Summer 2020

Total Enrollment:

Male:

FT:

Avg Age:

Minority:

Female:

PT:

Feeder Enrl:

Feeder H.S. Enrollees

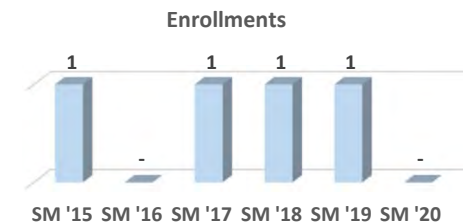
	#	%
Carbondale		
Carterville		
Crab Orchard		
DuQuoin		
Elverado		
Herrin		
Johnston City		
Marion		
Murphysboro		
West Frankfort		
Trico		
Feeder H.S. Total		
Agape Christian		
GED		

Age

	#	%
< = 17		
18-20		
21-25		
26-30		
31-40		
41-50		
51-60		
61-70		
71-80		
81+		
Unk		
Total		
Avg		
<21		
>60		

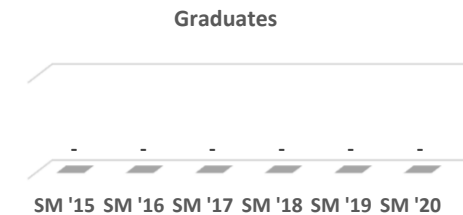
Enrollments

SM '15	1
SM '16	-
SM '17	1
SM '18	1
SM '19	1
SM '20	-



Graduates

SM '15	-
SM '16	-
SM '17	-
SM '18	-
SM '19	-
SM '20	-



Demographics	Male						Female						Grand Total					
	Full-time		Part-time		Male Total		Full-time		Part-time		Female Total		Full-time		Part-time		Grand Total	
	#	%	#	%	#	%	#	%	#	%	#	%	#	%	#	%	#	%
Asian																		
American Indian / Alaskan Native																		
Black or African American																		
Hispanic																		
White																		
Native Hawaiian or Pacific Islander																		
Unknown																		
Totals																		



Heating & Air Conditioning

Fall 2020

CIP Code: 47.0201

Curriculum Code:

HAC 0006

Program:

CER

Total Enrollment: 11 100.0%

Male: 11 100.0%

FT: 7 63.6%

Avg Age: 27.5

Minority:

Female:

PT: 4 36.4%

Feeder Enrl: 2 18.2%

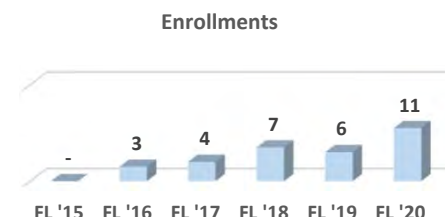
Feeder H.S. Enrollees

	#	%
Carbondale	1	9.1%
Carterville		
Crab Orchard		
DuQuoin		
Elverado	1	9.1%
Herrin		
Johnston City		
Marion		
Murphysboro		
West Frankfort		
Trico		
Feeder H.S. Total	2	18.2%
Agape Christian		
GED	2	18.2%

Age	#	%
<= 17		
18-20	5	45.5%
21-25	2	18.2%
26-30	1	9.1%
31-40	1	9.1%
41-50	1	9.1%
51-60	1	9.1%
61-70		
71-80		
81+		
Unk		
Total	11	100.0%
Avg	27.5	
<21	5	45.5%
>60		

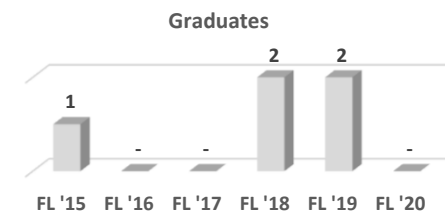
Enrollments

FL '15	-
FL '16	3
FL '17	4
FL '18	7
FL '19	6
FL '20	11



Graduates

FL '15	1
FL '16	-
FL '17	-
FL '18	2
FL '19	2
FL '20	-



Demographics	Male						Female						Grand Total					
	Full-time		Part-time		Male Total		Full-time		Part-time		Female Total		Full-time		Part-time		Grand Total	
	#	%	#	%	#	%	#	%	#	%	#	%	#	%	#	%	#	%
Asian																		
American Indian / Alaskan Native																		
Black or African American																		
Hispanic																		
White	6	54.5%	4	36.4%	10	90.9%							6	54.5%	4	36.4%	10	90.9%
Native Hawaiian or Pacific Islander																		
Unknown	1	9.1%			1	9.1%							1	9.1%			1	9.1%
Totals	7	63.6%	4	36.4%	11	100.0%							7	63.6%	4	36.4%	11	100.0%



Heating & Air Conditioning

Spring 2021

CIP Code: 47.0201

Curriculum Code:

HAC 0006

Program:

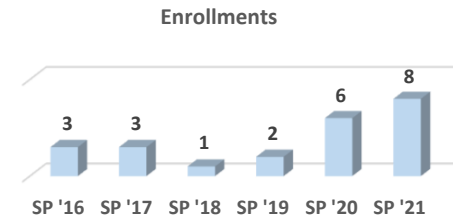
CER

Total Enrollment:	8	100.0%	Male:	7	87.5%	FT:	7	87.5%	Avg Age:	33.6
Minority:			Female:	1	12.5%	PT:	1	12.5%	Feeder Enrl:	6 75.0%

Feeder H.S. Enrollees	#	%	Age	#	%
Carbondale	1	12.5%	< = 17		
Carterville			18-20		
Crab Orchard			21-25	1	12.5%
DuQuoin	1	12.5%	26-30	3	37.5%
Elverado	2	25.0%	31-40	2	25.0%
Herrin	1	12.5%	41-50	1	12.5%
Johnston City			51-60	1	12.5%
Marion			61-70		
Murphysboro			71-80		
West Frankfort			81+		
Trico	1	12.5%	Unk		
Feeder H.S. Total	6	75.0%	Total	8	100.0%
Agape Christian			Avg	33.6	
GED			<21		
			>60		

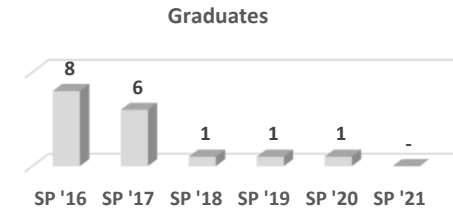
Enrollments

SP '16	3
SP '17	3
SP '18	1
SP '19	2
SP '20	6
SP '21	8



Graduates

SP '16	8
SP '17	6
SP '18	1
SP '19	1
SP '20	1
SP '21	-



Demographics	Male						Female						Grand Total					
	Full-time		Part-time		Male Total		Full-time		Part-time		Female Total		Full-time		Part-time		Grand Total	
	#	%	#	%	#	%	#	%	#	%	#	%	#	%	#	%	#	%
Asian																		
American Indian / Alaskan Native																		
Black or African American																		
Hispanic																		
White	6	75.0%	1	12.5%	7	87.5%	1	12.5%			1	12.5%	7	87.5%	1	12.5%	8	100.0%
Native Hawaiian or Pacific Islander																		
Unknown																		
Totals	6	75.0%	1	12.5%	7	87.5%	1	12.5%			1	12.5%	7	87.5%	1	12.5%	8	100.0%

1-Year Certificate of Achievement

Massage Therapy

CIP Code: **51.3501**

Curriculum Code: **MAS 2004**



Massage Therapy

CIP Code: 51.3501

Curriculum Code:

MAS 2004

Program:

CER

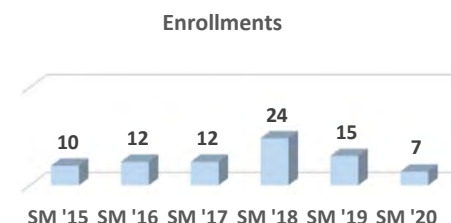
Summer 2020

Total Enrollment:	7	100.0%	Male:	1	14.3%	FT:	1	14.3%	Avg Age:	24.5
Minority:	1	14.3%	Female:	6	85.7%	PT:	6	85.7%	Feeder Enrl:	4 57.1%

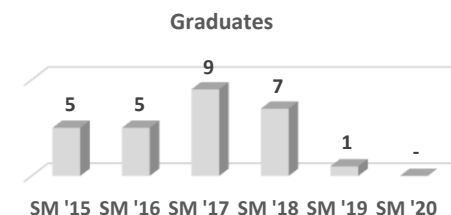
Feeder H.S. Enrollees	#	%
Carbondale	3	42.9%
Carterville		
Crab Orchard		
DuQuoin		
Elverado		
Herrin	1	14.3%
Johnston City		
Marion		
Murphysboro		
West Frankfort		
Trico		
Feeder H.S. Total	4	57.1%
Agape Christian		
GED	1	14.3%

Age	#	%
< = 17		
18-20	2	28.6%
21-25	3	42.9%
26-30	1	14.3%
31-40	1	14.3%
41-50		
51-60		
61-70		
71-80		
81+		
Unk		
Total	7	100.0%
Avg	24.5	
<21	2	28.6%
>60		

Enrollments	
SM '15	10
SM '16	12
SM '17	12
SM '18	24
SM '19	15
SM '20	7



Graduates	
SM '15	5
SM '16	5
SM '17	9
SM '18	7
SM '19	1
SM '20	-



Demographics	Male						Female						Grand Total					
	Full-time		Part-time		Male Total		Full-time		Part-time		Female Total		Full-time		Part-time		Grand Total	
	#	%	#	%	#	%	#	%	#	%	#	%	#	%	#	%	#	%
Asian																		
American Indian / Alaskan Native																		
Black or African American			1	14.3%	1	14.3%									1	14.3%	1	14.3%
Hispanic																		
White							1	14.3%	4	57.1%	5	71.4%	1	14.3%	4	57.1%	5	71.4%
Native Hawaiian or Pacific Islander																		
Unknown									1	14.3%	1	14.3%			1	14.3%	1	14.3%
Totals			1	14.3%	1	14.3%	1	14.3%	5	71.4%	6	85.7%	1	14.3%	6	85.7%	7	100.0%



Massage Therapy

CIP Code: 51.3501

Curriculum Code:

MAS 2004

Program:

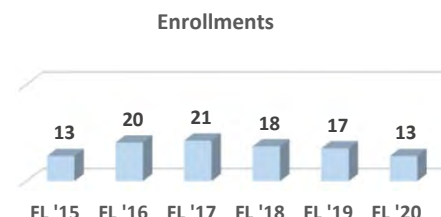
CER

Fall 2020

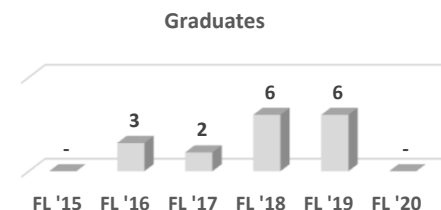
Total Enrollment:	13	100.0%	Male:	2	15.4%	FT:	10	76.9%	Avg Age:	27.6
Minority:	2	15.4%	Female:	11	84.6%	PT:	3	23.1%	Feeder Enrl:	8 61.5%

Feeder H.S. Enrollees	#	%	Age	#	%
Carbondale	1	7.7%	< = 17	1	7.7%
Carterville	1	7.7%	18-20	2	15.4%
Crab Orchard			21-25	5	38.5%
DuQuoin			26-30	2	15.4%
Elverado			31-40	1	7.7%
Herrin			41-50	2	15.4%
Johnston City			51-60		
Marion	4	30.8%	61-70		
Murphysboro			71-80		
West Frankfort	2	15.4%	81+		
Trico			Unk		
Feeder H.S. Total	8	61.5%	Total	13	100.0%
Agape Christian			Avg	27.6	
GED			<21	3	23.1%
			>60		

Enrollments	
FL '15	13
FL '16	20
FL '17	21
FL '18	18
FL '19	17
FL '20	13



Graduates	
FL '15	-
FL '16	3
FL '17	2
FL '18	6
FL '19	6
FL '20	-



Demographics	Male						Female						Grand Total					
	Full-time		Part-time		Male Total		Full-time		Part-time		Female Total		Full-time		Part-time		Grand Total	
	#	%	#	%	#	%	#	%	#	%	#	%	#	%	#	%	#	%
Asian																		
American Indian / Alaskan Native																		
Black or African American			1	7.7%	1	7.7%	1	7.7%			1	7.7%	1	7.7%	1	7.7%	2	15.4%
Hispanic																		
White	1	7.7%			1	7.7%	7	53.8%	2	15.4%	9	69.2%	8	61.5%	2	15.4%	10	76.9%
Native Hawaiian or Pacific Islander																		
Unknown							1	7.7%			1	7.7%	1	7.7%			1	7.7%
Totals	1	7.7%	1	7.7%	2	15.4%	9	69.2%	2	15.4%	11	84.6%	10	76.9%	3	23.1%	13	100.0%



Massage Therapy

CIP Code: 51.3501

Curriculum Code:

MAS 2004

Program:

CER

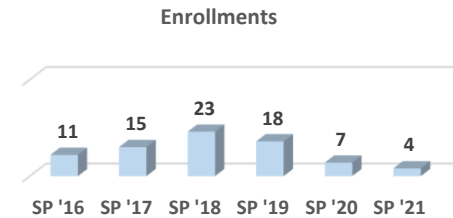
Spring 2021

Total Enrollment:	4	100.0%	Male:	1	25.0%	FT:	4	100.0%	Avg Age:	20.9
Minority:	1	25.0%	Female:	3	75.0%	PT:			Feeder Enrl:	2 50.0%

Feeder H.S. Enrollees	#	%	Age	#	%
Carbondale	1	25.0%	< = 17	1	25.0%
Carterville			18-20	1	25.0%
Crab Orchard			21-25	2	50.0%
DuQuoin			26-30		
Elverado			31-40		
Herrin			41-50		
Johnston City	1	25.0%	51-60		
Marion			61-70		
Murphysboro			71-80		
West Frankfort			81+		
Trico			Unk		
Feeder H.S. Total	2	50.0%	Total	4	100.0%
Agape Christian			Avg	20.9	
GED	1	25.0%	<21	2	50.0%
			>60		

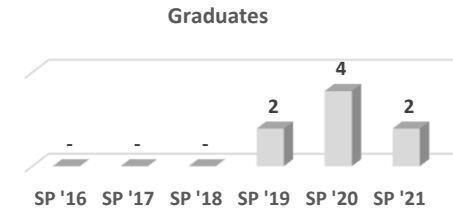
Enrollments

SP '16	11
SP '17	15
SP '18	23
SP '19	18
SP '20	7
SP '21	4



Graduates

SP '16	-
SP '17	-
SP '18	-
SP '19	2
SP '20	4
SP '21	2



Demographics	Male						Female						Grand Total					
	Full-time		Part-time		Male Total		Full-time		Part-time		Female Total		Full-time		Part-time		Grand Total	
	#	%	#	%	#	%	#	%	#	%	#	%	#	%	#	%	#	%
Asian																		
American Indian / Alaskan Native																		
Black or African American							1	25.0%			1	25.0%	1	25.0%			1	25.0%
Hispanic																		
White	1	25.0%			1	25.0%	2	50.0%			2	50.0%	3	75.0%			3	75.0%
Native Hawaiian or Pacific Islander																		
Unknown																		
Totals	1	25.0%			1	25.0%	3	75.0%			3	75.0%	4	100.0%			4	100.0%

1-Year Certificate of Achievement

Medical Assistant

CIP Code: **51.0801**

Curriculum Code: **MDA 2006**



Medical Assistant

CIP Code: 51.0801

Curriculum Code:

MDA 2006

Program:

CER

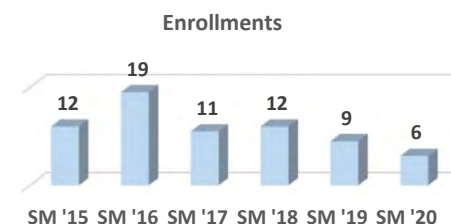
Summer 2020

Total Enrollment:	6	100.0%	Male:			FT:	2	33.3%	Avg Age:	30.1
Minority:			Female:	6	100.0%	PT:	4	66.7%	Feeder Enrl:	4 66.7%

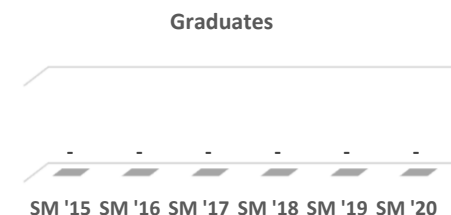
Feeder H.S. Enrollees	#	%
Carbondale		
Cartersville		
Crab Orchard		
DuQuoin		
Elverado		
Herrin	2	33.3%
Johnston City	1	16.7%
Marion		
Murphysboro		
West Frankfort	1	16.7%
Trico		
Feeder H.S. Total	4	66.7%
Agape Christian		
GED		

Age	#	%
< = 17		
18-20	1	16.7%
21-25	1	16.7%
26-30	2	33.3%
31-40	1	16.7%
41-50	1	16.7%
51-60		
61-70		
71-80		
81+		
Unk		
Total	6	100.0%
Avg	30.1	
<21	1	16.7%
>60		

Enrollments	#
SM '15	12
SM '16	19
SM '17	11
SM '18	12
SM '19	9
SM '20	6



Graduates	#
SM '15	-
SM '16	-
SM '17	-
SM '18	-
SM '19	-
SM '20	-



Demographics	Male						Female						Grand Total					
	Full-time		Part-time		Male Total		Full-time		Part-time		Female Total		Full-time		Part-time		Grand Total	
	#	%	#	%	#	%	#	%	#	%	#	%	#	%	#	%	#	%
Asian																		
American Indian / Alaskan Native																		
Black or African American																		
Hispanic																		
White							2	33.3%	4	66.7%	6	100.0%	2	33.3%	4	66.7%	6	100.0%
Native Hawaiian or Pacific Islander																		
Unknown																		
Totals							2	33.3%	4	66.7%	6	100.0%	2	33.3%	4	66.7%	6	100.0%



Medical Assistant

Fall 2020

CIP Code: 51.0801

Curriculum Code:

MDA 2006

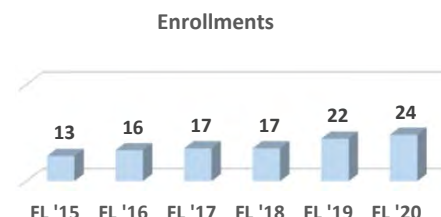
Program:

CER

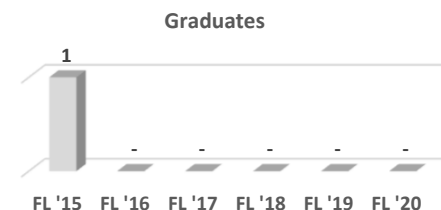
Total Enrollment:	24	100.0%	Male:			FT:	14	58.3%	Avg Age:	31.8
Minority:	7	29.2%	Female:	24	100.0%	PT:	10	41.7%	Feeder Enrl:	13 54.2%

Feeder H.S. Enrollees	#	%	Age	#	%
Carbondale			< = 17		
Carterville	4	16.7%	18-20	5	20.8%
Crab Orchard	1	4.2%	21-25	3	12.5%
DuQuoin	2	8.3%	26-30	6	25.0%
Elverado			31-40	3	12.5%
Herrin			41-50	6	25.0%
Johnston City	1	4.2%	51-60	1	4.2%
Marion	1	4.2%	61-70		
Murphysboro	1	4.2%	71-80		
West Frankfort	2	8.3%	81+		
Trico	1	4.2%	Unk		
Feeder H.S. Total	13	54.2%	Total	24	100.0%
Agape Christian			Avg	31.8	
GED			<21	5	20.8%
			>60		

Enrollments	
FL '15	13
FL '16	16
FL '17	17
FL '18	17
FL '19	22
FL '20	24



Graduates	
FL '15	1
FL '16	-
FL '17	-
FL '18	-
FL '19	-
FL '20	-



Demographics	Male						Female						Grand Total					
	Full-time		Part-time		Male Total		Full-time		Part-time		Female Total		Full-time		Part-time		Grand Total	
	#	%	#	%	#	%	#	%	#	%	#	%	#	%	#	%	#	%
Asian																		
American Indian / Alaskan Native							1	4.2%			1	4.2%	1	4.2%			1	4.2%
Black or African American							4	16.7%	2	8.3%	6	25.0%	4	16.7%	2	8.3%	6	25.0%
Hispanic																		
White							8	33.3%	8	33.3%	16	66.7%	8	33.3%	8	33.3%	16	66.7%
Native Hawaiian or Pacific Islander																		
Unknown							1	4.2%			1	4.2%	1	4.2%			1	4.2%
Totals							14	58.3%	10	41.7%	24	100.0%	14	58.3%	10	41.7%	24	100.0%



Medical Assistant

CIP Code: 51.0801

Curriculum Code:

MDA 2006

Program:

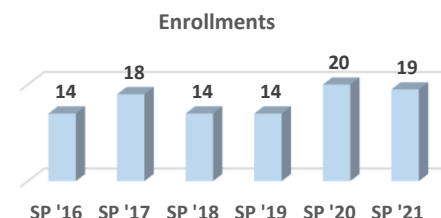
CER

Spring 2021

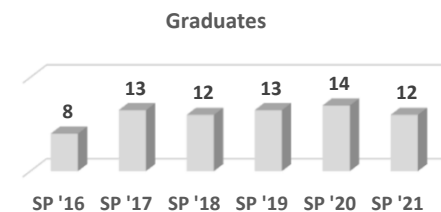
Total Enrollment:	19	100.0%	Male:		FT:	15	78.9%	Avg Age:	33.2		
Minority:	8	42.1%	Female:	19	100.0%	PT:	4	21.1%	Feeder Enrl:	10	52.6%

Feeder H.S. Enrollees	#	%	Age	#	%
Carbondale	2	10.5%	< = 17		
Carterville	1	5.3%	18-20	3	15.8%
Crab Orchard			21-25	2	10.5%
DuQuoin			26-30	4	21.1%
Elverado			31-40	4	21.1%
Herrin	2	10.5%	41-50	6	31.6%
Johnston City	1	5.3%	51-60		
Marion	1	5.3%	61-70		
Murphysboro			71-80		
West Frankfort	2	10.5%	81+		
Trico	1	5.3%	Unk		
Feeder H.S. Total	10	52.6%	Total	19	100.0%
Agape Christian			Avg	33.2	
GED	3	15.8%	<21	3	15.8%
			>60		

Enrollments	
SP '16	14
SP '17	18
SP '18	14
SP '19	14
SP '20	20
SP '21	19



Graduates	
SP '16	8
SP '17	13
SP '18	12
SP '19	13
SP '20	14
SP '21	12



Demographics	Male						Female						Grand Total					
	Full-time		Part-time		Male Total		Full-time		Part-time		Female Total		Full-time		Part-time		Grand Total	
	#	%	#	%	#	%	#	%	#	%	#	%	#	%	#	%	#	%
Asian							1	5.3%			1	5.3%	1	5.3%			1	5.3%
American Indian / Alaskan Native																		
Black or African American							5	26.3%	2	10.5%	7	36.8%	5	26.3%	2	10.5%	7	36.8%
Hispanic																		
White							9	47.4%	2	10.5%	11	57.9%	9	47.4%	2	10.5%	11	57.9%
Native Hawaiian or Pacific Islander																		
Unknown																		
Totals							15	78.9%	4	21.1%	19	100.0%	15	78.9%	4	21.1%	19	100.0%

1-Year Certificate of Achievement

Practical Nursing

CIP Code: **51.3901**

Curriculum Code: **00LPN0061**



Practical Nursing

CIP Code: 51.3901

Curriculum Code:

00LPN0061

Program:

CER

Summer 2020

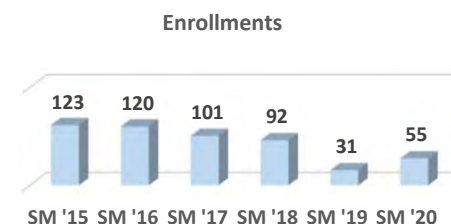
Total Enrollment:	55	100.0%	Male:	10	18.2%	FT:	5	9.1%	Avg Age:	27.4
Minority:	13	23.6%	Female:	45	81.8%	PT:	50	90.9%	Feeder Enrl:	35 63.6%

Feeder H.S. Enrollees	#	%
Carbondale	2	3.6%
Cartersville	3	5.5%
Crab Orchard	1	1.8%
DuQuoin	3	5.5%
Elverado	1	1.8%
Herrin	4	7.3%
Johnston City	4	7.3%
Marion	4	7.3%
Murphysboro	8	14.5%
West Frankfort	3	5.5%
Trico	2	3.6%
Feeder H.S. Total	35	63.6%
Agape Christian		
GED	6	10.9%

Age	#	%
< = 17		
18-20	12	21.8%
21-25	20	36.4%
26-30	12	21.8%
31-40	4	7.3%
41-50	5	9.1%
51-60	2	3.6%
61-70		
71-80		
81+		
Unk		
Total	55	100.0%
Avg	27.4	
<21	12	21.8%
>60		

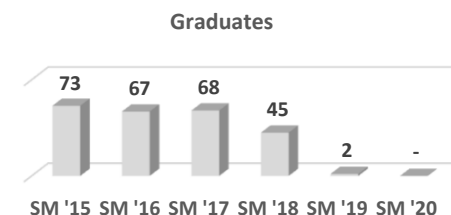
Enrollments

SM '15	123
SM '16	120
SM '17	101
SM '18	92
SM '19	31
SM '20	55



Graduates

SM '15	73
SM '16	67
SM '17	68
SM '18	45
SM '19	2
SM '20	-



Demographics	Male						Female						Grand Total					
	Full-time		Part-time		Male Total		Full-time		Part-time		Female Total		Full-time		Part-time		Grand Total	
	#	%	#	%	#	%	#	%	#	%	#	%	#	%	#	%	#	%
Asian			1	1.8%	1	1.8%			2	3.6%	2	3.6%			3	5.5%	3	5.5%
American Indian / Alaskan Native																		
Black or African American			1	1.8%	1	1.8%			3	5.5%	3	5.5%			4	7.3%	4	7.3%
Hispanic			1	1.8%	1	1.8%	3	5.5%	1	1.8%	4	7.3%	3	5.5%	2	3.6%	5	9.1%
White	2	3.6%	4	3.0%	6	10.9%			35	63.6%	35	63.6%	2	3.6%	39	70.9%	41	74.5%
Native Hawaiian or Pacific Islander			1	1.8%	1	1.8%									1	1.8%	1	1.8%
Unknown									1	1.8%	1	1.8%			1	1.8%	1	1.8%
Totals	2	3.6%	8	14.5%	10	18.2%	3	5.5%	42	76.4%	45	81.8%	5	9.1%	50	90.9%	55	100.0%



Practical Nursing

CIP Code: 51.3901

Curriculum Code:

00LPN0061

Program:

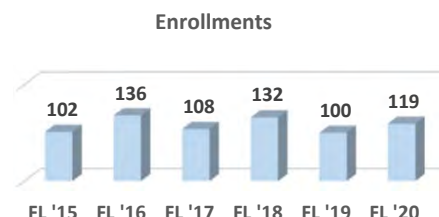
CER

Fall 2020

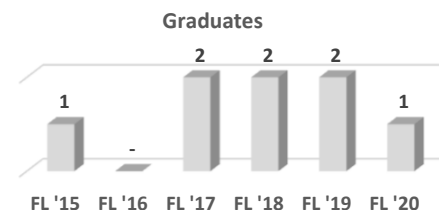
Total Enrollment:	119	100.0%	Male:	22	18.5%	FT:	49	41.2%	Avg Age:	26.2
Minority:	13	10.9%	Female:	97	81.5%	PT:	70	58.8%	Feeder Enrl:	51 42.9%

Feeder H.S. Enrollees	#	%	Age	#	%
Carbondale	10	8.4%	< = 17		
Carterville	9	7.6%	18-20	40	33.6%
Crab Orchard	1	0.8%	21-25	32	26.9%
DuQuoin	4	3.4%	26-30	22	18.5%
Elverado	1	0.8%	31-40	15	12.6%
Herrin	7	5.9%	41-50	7	5.9%
Johnston City	1	0.8%	51-60	3	2.5%
Marion	10	8.4%	61-70		
Murphysboro	1	0.8%	71-80		
West Frankfort	6	5.0%	81+		
Trico	1	0.8%	Unk		
Feeder H.S. Total	51	42.9%	Total	119	100.0%
Agape Christian			Avg	26.2	
GED	6	5.0%	<21	40	33.6%
			>60		

Enrollments	
FL '15	102
FL '16	136
FL '17	108
FL '18	132
FL '19	100
FL '20	119



Graduates	
FL '15	1
FL '16	-
FL '17	2
FL '18	2
FL '19	2
FL '20	1



Demographics	Male						Female						Grand Total					
	Full-time		Part-time		Male Total		Full-time		Part-time		Female Total		Full-time		Part-time		Grand Total	
	#	%	#	%	#	%	#	%	#	%	#	%	#	%	#	%	#	%
Asian	1	0.8%	1	0.8%	2	1.7%			1	0.8%	1	0.8%	1	0.8%	2	1.7%	3	2.5%
American Indian / Alaskan Native																		
Black or African American			1	0.8%	1	0.8%	4	3.4%	3	2.5%	7	5.9%	4	3.4%	4	3.4%	8	6.7%
Hispanic			1	0.8%	1	0.8%			1	0.8%	1	0.8%			2	1.7%	2	1.7%
White	10	8.4%	8	6.7%	18	15.1%	34	28.6%	52	43.7%	86	72.3%	44	37.0%	60	50.4%	104	87.4%
Native Hawaiian or Pacific Islander																		
Unknown									2	1.7%	2	1.7%			2	1.7%	2	1.7%
Totals	11	9.2%	11	9.2%	22	18.5%	38	31.9%	59	49.6%	97	81.5%	49	41.2%	70	58.8%	119	100.0%



Practical Nursing

CIP Code: 51.3901

Curriculum Code:

00LPN0061

Program:

CER

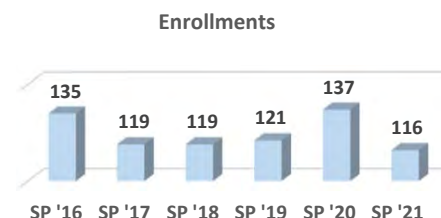
Spring 2021

Total Enrollment:	116	100.0%	Male:	24	20.7%	FT:	77	66.4%	Avg Age:	26.1
Minority:	14	12.1%	Female:	92	79.3%	PT:	39	33.6%	Feeder Enrl:	76 65.5%

Feeder H.S. Enrollees	#	%	Age	#	%
Carbondale	6	5.2%	< = 17		
Carterville	9	7.8%	18-20	37	31.9%
Crab Orchard	2	1.7%	21-25	34	29.3%
DuQuoin	9	7.8%	26-30	19	16.4%
Elverado	1	0.9%	31-40	18	15.5%
Herrin	10	8.6%	41-50	8	6.9%
Johnston City	7	6.0%	51-60		
Marion	10	8.6%	61-70		
Murphysboro	12	10.3%	71-80		
West Frankfort	7	6.0%	81+		
Trico	3	2.6%	Unk		
Feeder H.S. Total	76	65.5%	Total	116	100.0%
Agape Christian			Avg	26.1	
GED	8	6.9%	<21		
			>60		

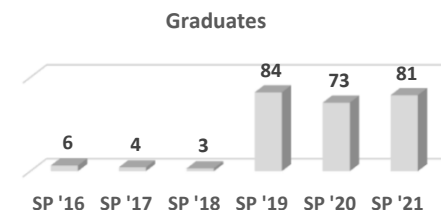
Enrollments

SP '16	135
SP '17	119
SP '18	119
SP '19	121
SP '20	137
SP '21	116



Graduates

SP '16	6
SP '17	4
SP '18	3
SP '19	84
SP '20	73
SP '21	81



Demographics	Male						Female						Grand Total					
	Full-time		Part-time		Male Total		Full-time		Part-time		Female Total		Full-time		Part-time		Grand Total	
	#	%	#	%	#	%	#	%	#	%	#	%	#	%	#	%	#	%
Asian	1	0.9%	1	0.9%	2	1.7%			1	0.9%	1	0.9%	1	0.9%	2	1.7%	3	2.6%
American Indian / Alaskan Native																		
Black or African American	1	0.9%			1	0.9%	3	2.6%	4	3.4%	7	6.0%	4	3.4%	4	3.4%	8	6.9%
Hispanic			1	0.9%	1	0.9%	1	0.9%	1	0.9%	2	1.7%	1	0.9%	2	1.7%	3	2.6%
White	14	12.1%	5	4.3%	19	16.4%	56	48.3%	25	21.6%	81	69.8%	70	60.3%	30	25.9%	100	86.2%
Native Hawaiian or Pacific Islander																		
Unknown			1	0.9%	1	0.9%	1	0.9%			1	0.9%	1	0.9%	1	0.9%	2	1.7%
Totals	16	13.8%	8	6.9%	24	20.7%	61	52.6%	31	26.7%	92	79.3%	77	66.4%	39	33.6%	116	100.0%

1-Year Certificate of Achievement

Surgical Technology

CIP Code: 51.0909

Curriculum Code: ORT 5199



Surgical Technology

CIP Code: 51.0909

Curriculum Code:

ORT 5199

Program:

CER

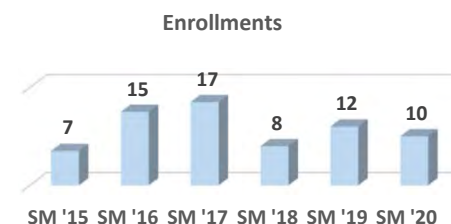
Summer 2020

Total Enrollment:	10	100.0%	Male:	1	10.0%	FT:	6	60.0%	Avg Age:	27.0
Minority:			Female:	9	90.0%	PT:	4	40.0%	Feeder Enrl:	7 70.0%

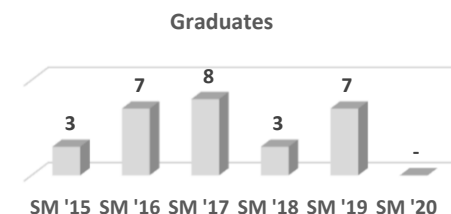
Feeder H.S. Enrollees	#	%
Carbondale	2	20.0%
Cartersville		
Crab Orchard		
DuQuoin	1	10.0%
Elverado		
Herrin	2	20.0%
Johnston City	1	10.0%
Marion	1	10.0%
Murphysboro		
West Frankfort		
Trico		
Feeder H.S. Total	7	70.0%
Agape Christian		
GED		

Age	#	%
< = 17		
18-20	2	20.0%
21-25	4	40.0%
26-30	3	30.0%
31-40		
41-50	1	10.0%
51-60		
61-70		
71-80		
81+		
Unk		
Total	10	100.0%
Avg	27.0	
<21	2	20.0%
>60		

Enrollments	
SM '15	7
SM '16	15
SM '17	17
SM '18	8
SM '19	12
SM '20	10



Graduates	
SM '15	3
SM '16	7
SM '17	8
SM '18	3
SM '19	7
SM '20	-



Demographics	Male						Female						Grand Total					
	Full-time		Part-time		Male Total		Full-time		Part-time		Female Total		Full-time		Part-time		Grand Total	
	#	%	#	%	#	%	#	%	#	%	#	%	#	%	#	%	#	%
Asian																		
American Indian / Alaskan Native																		
Black or African American																		
Hispanic																		
White			1	10.0%	1	10.0%	6	60.0%	3	30.0%	9	90.0%	6	60.0%	4	40.0%	10	100.0%
Native Hawaiian or Pacific Islander																		
Unknown																		
Totals			1	10.0%	1	10.0%	6	60.0%	3	30.0%	9	90.0%	6	60.0%	4	40.0%	10	100.0%



Surgical Technology

Fall 2020

CIP Code: 51.0909

Curriculum Code:

ORT 5199

Program:

CER

Total Enrollment: 8 100.0%

Male: 8 100.0%

FT: 6 75.0%

Avg Age: 24.6

Minority:

Female: 2 25.0%

PT: 2 25.0%

Feeder Enrl: 2 25.0%

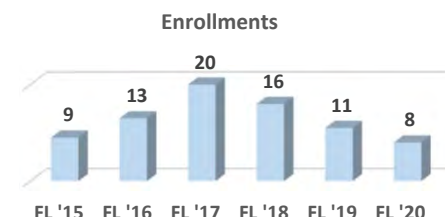
Feeder H.S. Enrollees

	#	%
Carbondale		
Carterville		
Crab Orchard		
DuQuoin		
Elverado		
Herrin		
Johnston City		
Marion	1	12.5%
Murphysboro		
West Frankfort		
Trico	1	12.5%
Feeder H.S. Total	2	25.0%
Agape Christian		
GED		

Age	#	%
<= 17		
18-20	2	25.0%
21-25	3	37.5%
26-30	2	25.0%
31-40	1	12.5%
41-50		
51-60		
61-70		
71-80		
81+		
Unk		
Total	8	100.0%
Avg	24.6	
<21	2	25.0%
>60		

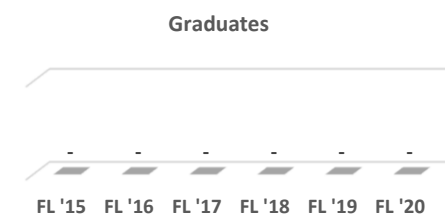
Enrollments

FL '15	9
FL '16	13
FL '17	20
FL '18	16
FL '19	11
FL '20	8



Graduates

FL '15	-
FL '16	-
FL '17	-
FL '18	-
FL '19	-
FL '20	-



Demographics	Male						Female						Grand Total					
	Full-time		Part-time		Male Total		Full-time		Part-time		Female Total		Full-time		Part-time		Grand Total	
	#	%	#	%	#	%	#	%	#	%	#	%	#	%	#	%	#	%
Asian																		
American Indian / Alaskan Native																		
Black or African American																		
Hispanic																		
White							6	75.0%	2	FALSE	8	100.0%	6	75.0%	2	25.0%	8	100.0%
Native Hawaiian or Pacific Islander																		
Unknown																		
Totals							6	75.0%	2	25.0%	8	100.0%	6	75.0%	2	25.0%	8	100.0%



Surgical Technology

Spring 2021

CIP Code: 51.0909

Curriculum Code:

ORT 5199

Program:

CER

Total Enrollment: 4 100.0%

Male:

FT: 3 75.0%

Avg Age: 23.4

Minority:

Female: 4 100.0%

PT: 1 25.0%

Feeder Enrl: 2 50.0%

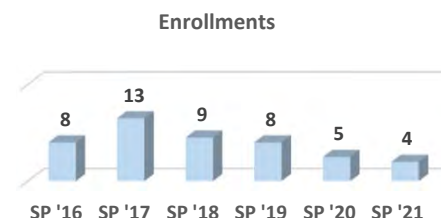
Feeder H.S. Enrollees

	#	%
Carbondale		
Carterville		
Crab Orchard		
DuQuoin		
Elverado		
Herrin	1	25.0%
Johnston City	1	25.0%
Marion		
Murphysboro		
West Frankfort		
Trico		
Feeder H.S. Total	2	50.0%
Agape Christian		
GED		

Age	#	%
< = 17		
18-20	1	25.0%
21-25	2	50.0%
26-30	1	25.0%
31-40		
41-50		
51-60		
61-70		
71-80		
81+		
Unk		
Total	4	100.0%
Avg	23.4	
<21	1	25.0%
>60		

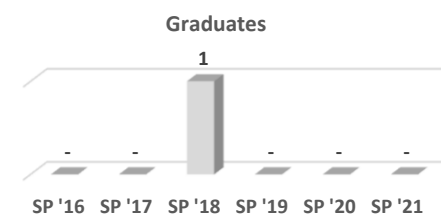
Enrollments

SP '16	8
SP '17	13
SP '18	9
SP '19	8
SP '20	5
SP '21	4



Graduates

SP '16	-
SP '17	-
SP '18	1
SP '19	-
SP '20	-
SP '21	-



Demographics	Male						Female						Grand Total					
	Full-time		Part-time		Male Total		Full-time		Part-time		Female Total		Full-time		Part-time		Grand Total	
	#	%	#	%	#	%	#	%	#	%	#	%	#	%	#	%	#	%
Asian																		
American Indian / Alaskan Native																		
Black or African American																		
Hispanic																		
White							3	75.0%	1	25.0%	4	100.0%	3	75.0%	1	25.0%	4	100.0%
Native Hawaiian or Pacific Islander																		
Unknown																		
Totals							3	75.0%	1	25.0%	4	100.0%	3	75.0%	1	25.0%	4	100.0%

JOHN A. LOGAN COLLEGE

FY 2020 – 21

*John A. Logan College - Program Data
Short-Term Certificate*



Short-Term Certificate

Computer Networking

CIP Code: **11.0202**

Curriculum Code: **CIS 1206**



Computer Networking

Summer 2020

CIP Code: 11.0202

Curriculum Code:

CIS 1206

Program:

ST Cert

Total Enrollment:

Male:

FT:

Avg Age:

Minority:

Female:

PT:

Feeder Enrl:

Feeder H.S. Enrollees

#

%

Age

#

%

Enrollments

Carbondale

< = 17

SM '15

4

Carterville

18-20

SM '16

2

Crab Orchard

21-25

SM '17

1

DuQuoin

26-30

SM '18

-

Elverado

31-40

SM '19

1

Herrin

41-50

SM '20

-

Johnston City

51-60

Marion

61-70

Murphysboro

71-80

West Frankfort

81+

Trico

Unk

Feeder H.S. Total

Total

Agape Christian

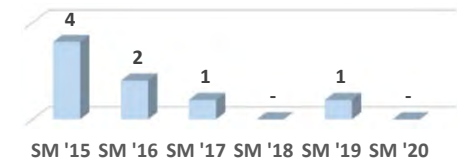
Avg

GED

<21

>=60

Enrollments



Graduates

SM '15

1

SM '16

-

SM '17

-

SM '18

1

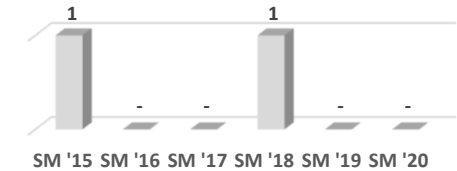
SM '19

-

SM '20

-

Graduates



Demographics	Male						Female						Grand Total					
	Full-time		Part-time		Male Total		Full-time		Part-time		Female Total		Full-time		Part-time		Grand Total	
	#	%	#	%	#	%	#	%	#	%	#	%	#	%	#	%	#	%
Asian																		
American Indian / Alaskan Native																		
Black or African American																		
Hispanic																		
White																		
Native Hawaiian or Pacific Islander																		
Unknown																		
Totals																		



Computer Networking

Fall 2020

CIP Code: 11.0202

Curriculum Code: CIS 1206

Program: ST Cert

Total Enrollment: 1 100.0%

Male: 1 100.0%

FT: 1 100.0%

Avg Age: 18.1

Minority:

Female:

PT:

Feeder Enrl:

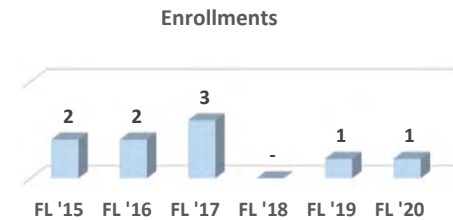
Feeder H.S. Enrollees

	#	%
Carbondale		
Carterville		
Crab Orchard		
DuQuoin		
Elverado		
Herrin		
Johnston City		
Marion		
Murphysboro		
West Frankfort		
Trico		
Feeder H.S. Total		
Agape Christian		
GED		

Age	#	%
<= 17		
18-20	1	100.0%
21-25		
26-30		
31-40		
41-50		
51-60		
61-70		
71-80		
81+		
Unk		
Total	1	100.0%
Avg	18.1	
<21	1	100.0%
>=60		

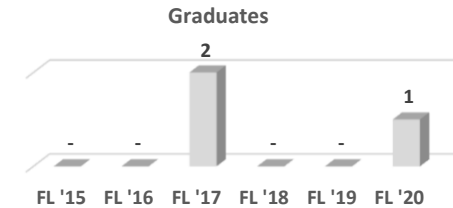
Enrollments

FL '15	2
FL '16	2
FL '17	3
FL '18	-
FL '19	1
FL '20	1



Graduates

FL '15	-
FL '16	-
FL '17	2
FL '18	-
FL '19	-
FL '20	1



Demographics	Male						Female						Grand Total					
	Full-time		Part-time		Male Total		Full-time		Part-time		Female Total		Full-time		Part-time		Grand Total	
	#	%	#	%	#	%	#	%	#	%	#	%	#	%	#	%	#	%
Asian																		
American Indian / Alaskan Native																		
Black or African American																		
Hispanic																		
White	1	100.0%			1	100.0%							1	100.0%			1	100.0%
Native Hawaiian or Pacific Islander																		
Unknown																		
Totals	1	100.0%			1	100.0%							1	100.0%			1	100.0%



Computer Networking

Spring 2021

CIP Code: 11.0202

Curriculum Code: CIS 1206

Program: ST Cert

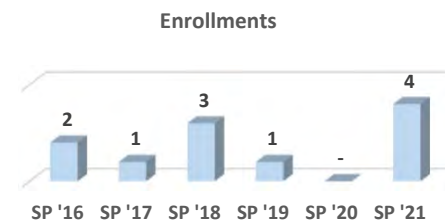
Total Enrollment:	4	100.0%	Male:	3	75.0%	FT:	2	50.0%	Avg Age:	24.0
Minority:	1	25.0%	Female:	1	25.0%	PT:	2	50.0%	Feeder Enrl:	1 25.0%

Feeder H.S. Enrollees	#	%
Carbondale		
Carterville		
Crab Orchard		
DuQuoin		
Elverado		
Herrin	1	25.0%
Johnston City		
Marion		
Murphysboro		
West Frankfort		
Trico		
Feeder H.S. Total	1	25.0%
Agape Christian		
GED		

Age	#	%
<= 17		
18-20	2	50.0%
21-25		
26-30	2	50.0%
31-40		
41-50		
51-60		
61-70		
71-80		
81+		
Unk		
Total	4	100.0%
Avg	24.0	
<21	2	50.0%
>=60		

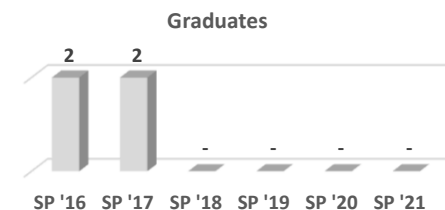
Enrollments

SP '16	2
SP '17	1
SP '18	3
SP '19	1
SP '20	-
SP '21	4



Graduates

SP '16	2
SP '17	2
SP '18	-
SP '19	-
SP '20	-
SP '21	-



Demographics	Male						Female						Grand Total					
	Full-time		Part-time		Male Total		Full-time		Part-time		Female Total		Full-time		Part-time		Grand Total	
	#	%	#	%	#	%	#	%	#	%	#	%	#	%	#	%	#	%
Asian			1	25.0%	1	25.0%									1	25.0%	1	25.0%
American Indian / Alaskan Native																		
Black or African American																		
Hispanic																		
White	1	25.0%	1	25.0%	2	50.0%	1	25.0%			1	25.0%	2	50.0%	1	25.0%	3	75.0%
Native Hawaiian or Pacific Islander																		
Unknown																		
Totals	1	25.0%	2	50.0%	3	75.0%	1	25.0%			1	25.0%	2	50.0%	2	50.0%	4	100.0%

Short-Term Certificate

Cosmetology Teacher Program

CIP Code: **12.0413**

Curriculum Code: **00COS0057**



Cosmetology Teacher Program

Summer 2020

CIP Code: 12.0413

Curriculum Code: 00COS0057

Program: ST Cert

Total Enrollment:

Male:

FT:

Avg Age:

Minority:

Female:

PT:

Feeder Enrl:

Feeder H.S. Enrollees

#

%

Age

#

%

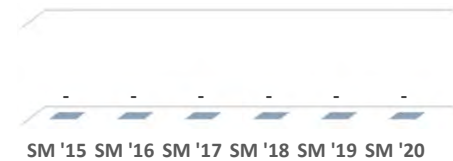
Enrollments

Carbondale
Carterville
Crab Orchard
DuQuoin
Elverado
Herrin
Johnston City
Marion
Murphysboro
West Frankfort
Trico

< = 17
18-20
21-25
26-30
31-40
41-50
51-60
61-70
71-80
81+
Unk

SM '15 -
SM '16 -
SM '17 -
SM '18 -
SM '19 -
SM '20 -

Enrollments



Feeder H.S. Total

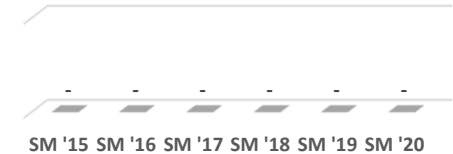
Agape Christian
GED

Total
Avg
<21
>60

Graduates

SM '15 -
SM '16 -
SM '17 -
SM '18 -
SM '19 -
SM '20 -

Graduates



Demographics	Male						Female						Grand Total					
	Full-time		Part-time		Male Total		Full-time		Part-time		Female Total		Full-time		Part-time		Grand Total	
	#	%	#	%	#	%	#	%	#	%	#	%	#	%	#	%	#	%
Asian																		
American Indian / Alaskan Native																		
Black or African American																		
Hispanic																		
White																		
Native Hawaiian or Pacific Islander																		
Unknown																		
Totals																		



Cosmetology Teacher Program

Fall 2020

CIP Code: 12.0413

Curriculum Code: 00COS0057

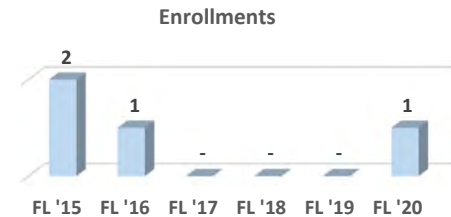
Program: ST Cert

Total Enrollment:	1	100.0%	Male:		FT:		Avg Age:	25.8
Minority:	1	100.0%	Female:	1	PT:	1	Feeder Enrl:	1
				100.0%		100.0%		100.0%

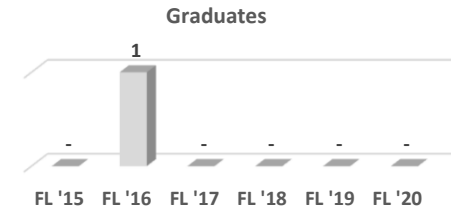
Feeder H.S. Enrollees	#	%
Carbondale	1	100.0%
Carterville		
Crab Orchard		
DuQuoin		
Elverado		
Herrin		
Johnston City		
Marion		
Murphysboro		
West Frankfort		
Trico		
Feeder H.S. Total	1	100.0%
Agape Christian		
GED		

Age	#	%
<= 17		
18-20		
21-25	1	100.0%
26-30		
31-40		
41-50		
51-60		
61-70		
71-80		
81+		
Unk		
Total	1	100.0%
Avg	25.8	
<21		
>60		

Enrollments	
FL '15	2
FL '16	1
FL '17	-
FL '18	-
FL '19	-
FL '20	1



Graduates	
FL '15	-
FL '16	1
FL '17	-
FL '18	-
FL '19	-
FL '20	-



Demographics	Male						Female						Grand Total					
	Full-time		Part-time		Male Total		Full-time		Part-time		Female Total		Full-time		Part-time		Grand Total	
	#	%	#	%	#	%	#	%	#	%	#	%	#	%	#	%	#	%
Asian																		
American Indian / Alaskan Native																		
Black or African American																		
Hispanic									1	100.0%	1	100.0%			1	100.0%	1	100.0%
White																		
Native Hawaiian or Pacific Islander																		
Unknown																		
Totals									1	100.0%	1	100.0%			1	100.0%	1	100.0%



Cosmetology Teacher Program

Spring 2021

CIP Code: 12.0413

Curriculum Code:

00COS0057

Program:

ST Cert

Total Enrollment:

Male:

FT:

Avg Age:

Minority:

Female:

PT:

Feeder Enrl:

Feeder H.S. Enrollees

%

Carbondale
Carterville
Crab Orchard
DuQuoin
Elverado
Herrin
Johnston City
Marion
Murphysboro
West Frankfort
Trico

Feeder H.S. Total

Agape Christian
GED

Age # %

<= 17
18-20
21-25
26-30
31-40
41-50
51-60
61-70
71-80
81+
Unk

Total

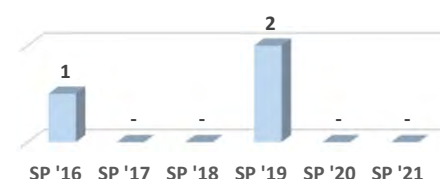
Avg

<21
>60

Enrollments

SP '16 1
SP '17 -
SP '18 -
SP '19 2
SP '20 -
SP '21 -

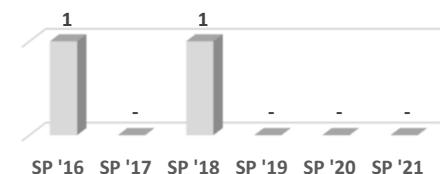
Enrollments



Graduates

SP '16 1
SP '17 -
SP '18 1
SP '19 -
SP '20 -
SP '21 -

Graduates



Demographics	Male						Female						Grand Total					
	Full-time		Part-time		Male Total		Full-time		Part-time		Female Total		Full-time		Part-time		Grand Total	
	#	%	#	%	#	%	#	%	#	%	#	%	#	%	#	%	#	%
Asian																		
American Indian / Alaskan Native																		
Black or African American																		
Hispanic																		
White																		
Native Hawaiian or Pacific Islander																		
Unknown																		
Totals																		

Short-Term Certificate

Customer Service

CIP Code: **52.0411**

Curriculum Code: **00BUS0021**



Customer Service

Summer 2020

CIP Code: 52.0411

Curriculum Code: 00BUS0021

Program: ST Cert

Total Enrollment: 2 100.0%

Male: 1 50.0%

FT: 2 100.0%

Avg Age: 22.4

Minority: 1 50.0%

Female: 1 50.0%

PT:

Feeder Enrl:

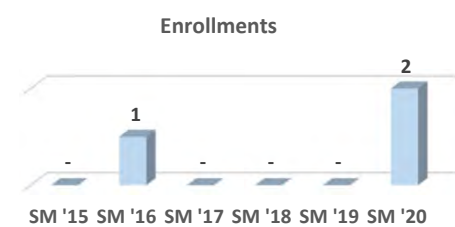
Feeder H.S. Enrollees

	#	%
Carbondale		
Cartersville		
Crab Orchard		
DuQuoin		
Elverado		
Herrin		
Johnston City		
Marion		
Murphysboro		
West Frankfort		
Trico		
Feeder H.S. Total		
Agape Christian		
GED		

Age	#	%
< = 17		
18-20		
21-25	2	100.0%
26-30		
31-40		
41-50		
51-60		
61-70		
71-80		
81+		
Unk		
Total	2	100.0%
Avg	22.4	
<21		
>60		

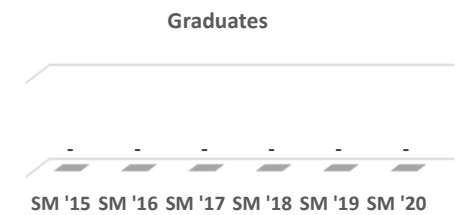
Enrollments

SM '15	-
SM '16	1
SM '17	-
SM '18	-
SM '19	-
SM '20	2



Graduates

SM '15	-
SM '16	-
SM '17	-
SM '18	-
SM '19	-
SM '20	-



Demographics	Male						Female						Grand Total					
	Full-time		Part-time		Male Total		Full-time		Part-time		Female Total		Full-time		Part-time		Grand Total	
	#	%	#	%	#	%	#	%	#	%	#	%	#	%	#	%	#	%
Asian							1	50.0%			1	50.0%	1	50.0%			1	50.0%
American Indian / Alaskan Native																		
Black or African American																		
Hispanic																		
White	1	50.0%			1	50.0%							1	50.0%			1	50.0%
Native Hawaiian or Pacific Islander																		
Unknown																		
Totals	1	50.0%			1	50.0%	1	50.0%			1	50.0%	2	100.0%			2	100.0%



Customer Service

Fall 2020

CIP Code: 52.0411

Curriculum Code: 00BUS0021

Program: ST Cert

Total Enrollment: 2 100.0%

Male: 1 50.0%

FT: 2 100.0%

Avg Age: 21.8

Minority:

Female: 1 50.0%

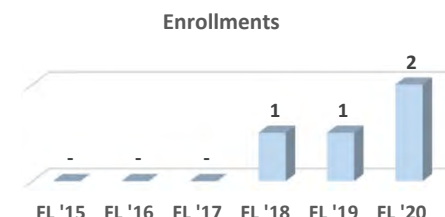
PT:

Feeder Enrl: 2 100.0%

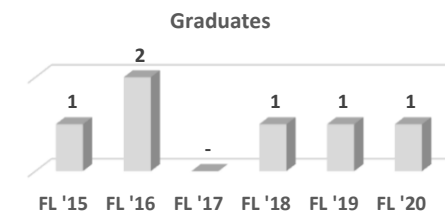
Feeder H.S. Enrollees	#	%
Carbondale		
Carterville		
Crab Orchard		
DuQuoin		
Elverado		
Herrin	2	100.0%
Johnston City		
Marion		
Murphysboro		
West Frankfort		
Trico		
Feeder H.S. Total	2	100.0%
Agape Christian		
GED		

Age	#	%
<= 17		
18-20	1	50.0%
21-25	1	50.0%
26-30		
31-40		
41-50		
51-60		
61-70		
71-80		
81+		
Unk		
Total	2	100.0%
Avg	21.8	
<21	1	50.0%
>60		

Enrollments	
FL '15	-
FL '16	-
FL '17	-
FL '18	1
FL '19	1
FL '20	2



Graduates	
FL '15	1
FL '16	2
FL '17	-
FL '18	1
FL '19	1
FL '20	1



Demographics	Male						Female						Grand Total					
	Full-time		Part-time		Male Total		Full-time		Part-time		Female Total		Full-time		Part-time		Grand Total	
	#	%	#	%	#	%	#	%	#	%	#	%	#	%	#	%	#	%
Asian																		
American Indian / Alaskan Native																		
Black or African American																		
Hispanic																		
White			1	50.0%	1	50.0%			1	50.0%	1	50.0%			2	100.0%	2	100.0%
Native Hawaiian or Pacific Islander																		
Unknown																		
Totals			1	50.0%	1	50.0%			1	50.0%	1	50.0%			2	100.0%	2	100.0%



Customer Service

CIP Code: 52.0411

Curriculum Code:

00BUS0021

Program:

ST Cert

Spring 2021

Total Enrollment: 1 100.0%

Male: 1 100.0%

FT:

Avg Age: 24.1

Minority:

Female:

PT: 1 100.0%

Feeder Enrl:

Feeder H.S. Enrollees

%

Carbondale
Carterville
Crab Orchard
DuQuoin
Elverado
Herrin
Johnston City
Marion
Murphysboro
West Frankfort
Trico

Age

%

<= 17
18-20
21-25 1 100.0%
26-30
31-40
41-50
51-60
61-70
71-80
81+
Unk

Feeder H.S. Total

Agape Christian
GED

Total 1 100.0%

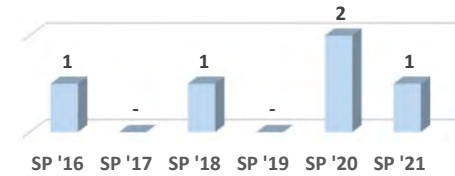
Avg 24.1

<21
>60

Enrollments

SP '16 1
SP '17 -
SP '18 1
SP '19 -
SP '20 2
SP '21 1

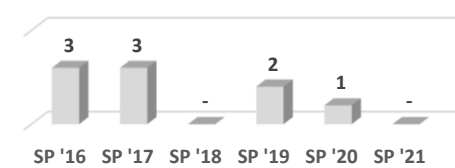
Enrollments



Graduates

SP '16 3
SP '17 3
SP '18 -
SP '19 2
SP '20 1
SP '21 -

Graduates



Demographics	Male						Female						Grand Total					
	Full-time		Part-time		Male Total		Full-time		Part-time		Female Total		Full-time		Part-time		Grand Total	
	#	%	#	%	#	%	#	%	#	%	#	%	#	%	#	%	#	%
Asian																		
American Indian / Alaskan Native																		
Black or African American																		
Hispanic																		
White			1	100.0%	1	100.0%									1	100.0%	1	100.0%
Native Hawaiian or Pacific Islander																		
Unknown																		
Totals			1	100.0%	1	100.0%									1	100.0%	1	100.0%

Short-Term Certificate

Early Childhood - Director's Credential Certificate Program

CIP Code: **19.0709**

Curriculum Code: **00CHC0018**



Early Childhood - Director's Credential Certificate Program

Summer 2020

CIP Code: 19.0709

Curriculum Code: 00CHC0018

Program: ST Cert

Total Enrollment:

Male:

FT:

Avg Age:

Minority:

Female:

PT:

Feeder Enrl:

Feeder H.S. Enrollees

%

Age # %

Enrollments

Carbondale

< = 17

SM '15 1

Carterville

18-20

SM '16 -

Crab Orchard

21-25

SM '17 -

DuQuoin

26-30

SM '18 -

Elverado

31-40

SM '19 -

Herrin

41-50

SM '20 -

Johnston City

51-60

Marion

61-70

Murphysboro

71-80

West Frankfort

81+

Trico

Unk

Feeder H.S. Total

Total

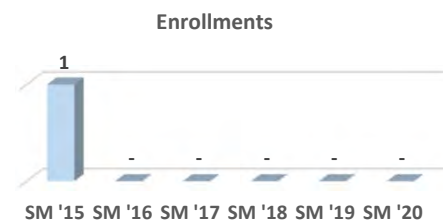
Agape Christian

Avg

GED

<21

>60



Graduates

SM '15 -

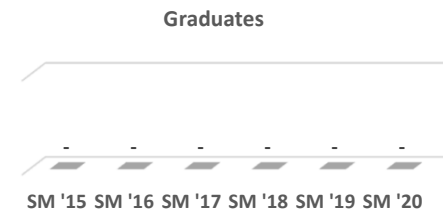
SM '16 -

SM '17 -

SM '18 -

SM '19 -

SM '20 -



Demographics	Male						Female						Grand Total					
	Full-time		Part-time		Male Total		Full-time		Part-time		Female Total		Full-time		Part-time		Grand Total	
	#	%	#	%	#	%	#	%	#	%	#	%	#	%	#	%	#	%
Asian																		
American Indian / Alaskan Native																		
Black or African American																		
Hispanic																		
White																		
Native Hawaiian or Pacific Islander																		
Unknown																		
Totals																		



Early Childhood - Director's Credential Certificate Program

Fall 2020

CIP Code: 19.0709

Curriculum Code: 00CHC0018

Program: ST Cert

Total Enrollment: 1 100.0%

Male:
Female: 1 100.0%

FT:
PT: 1 100.0%

Avg Age: 29.6
Feeder Enrl:

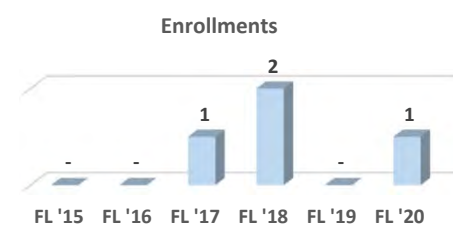
Feeder H.S. Enrollees

	#	%
Carbondale		
Carterville		
Crab Orchard		
DuQuoin		
Elverado		
Herrin		
Johnston City		
Marion		
Murphysboro		
West Frankfort		
Trico		
Feeder H.S. Total		
Agape Christian		
GED		

Age	#	%
< = 17		
18-20		
21-25		
26-30	1	100.0%
31-40		
41-50		
51-60		
61-70		
71-80		
81+		
Unk		
Total	1	100.0%
Avg	29.6	
<21		
>60		

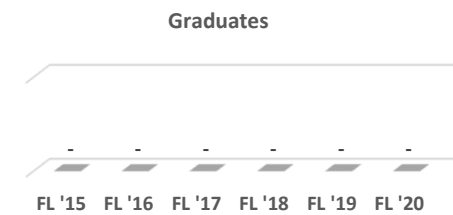
Enrollments

FL '15	-
FL '16	-
FL '17	1
FL '18	2
FL '19	-
FL '20	1



Graduates

FL '15	-
FL '16	-
FL '17	-
FL '18	-
FL '19	-
FL '20	-



Demographics	Male						Female						Grand Total					
	Full-time		Part-time		Male Total		Full-time		Part-time		Female Total		Full-time		Part-time		Grand Total	
	#	%	#	%	#	%	#	%	#	%	#	%	#	%	#	%	#	%
Asian																		
American Indian / Alaskan Native																		
Black or African American																		
Hispanic																		
White									1	100.0%	1	100.0%			1	100.0%	1	100.0%
Native Hawaiian or Pacific Islander																		
Unknown																		
Totals									1	100.0%	1	100.0%			1	100.0%	1	100.0%



Early Childhood - Director's Credential Certificate Program

Spring 2021

CIP Code: 19.0709

Curriculum Code: 00CHC0018

Program: ST Cert

Total Enrollment:

Male:

FT:

Avg Age:

Minority:

Female:

PT:

Feeder Enrl:

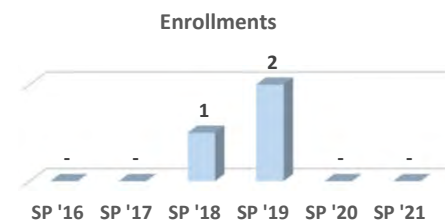
Feeder H.S. Enrollees

	#	%
Carbondale		
Carterville		
Crab Orchard		
DuQuoin		
Elverado		
Herrin		
Johnston City		
Marion		
Murphysboro		
West Frankfort		
Trico		
Feeder H.S. Total		
Agape Christian		
GED		

Age	#	%
<= 17		
18-20		
21-25		
26-30		
31-40		
41-50		
51-60		
61-70		
71-80		
81+		
Unk		
Total		
Avg		
<21		
>60		

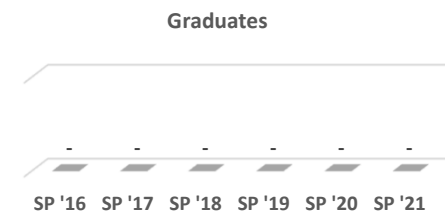
Enrollments

SP '16	-
SP '17	-
SP '18	1
SP '19	2
SP '20	-
SP '21	-



Graduates

SP '16	-
SP '17	-
SP '18	-
SP '19	-
SP '20	-
SP '21	-



Demographics	Male						Female						Grand Total					
	Full-time		Part-time		Male Total		Full-time		Part-time		Female Total		Full-time		Part-time		Grand Total	
	#	%	#	%	#	%	#	%	#	%	#	%	#	%	#	%	#	%
Asian																		
American Indian / Alaskan Native																		
Black or African American																		
Hispanic																		
White																		
Native Hawaiian or Pacific Islander																		
Unknown																		
Totals																		

Short-Term Certificate

Home Performance Specialist

CIP Code: 15.0503

Curriculum Code: HAC 2016



Home Performance Specialist

Summer 2020

CIP Code: 15.0503

Curriculum Code:

HAC 2016

Program:

ST Cert

Total Enrollment:

Male:

FT:

Avg Age:

Minority:

Female:

PT:

Feeder Enrl:

Feeder H.S. Enrollees

%

Age

%

Enrollments

Enrollments

Carbondale
Carterville
Crab Orchard
DuQuoin
Elverado
Herrin
Johnston City
Marion
Murphysboro
West Frankfort
Trico

< = 17
18-20
21-25
26-30
31-40
41-50
51-60
61-70
71-80
81+

SM '15 -
SM '16 -
SM '17 -
SM '18 -
SM '19 -
SM '20 -

SM '15 SM '16 SM '17 SM '18 SM '19 SM '20

Feeder H.S. Total

Total

Graduates

Graduates

Agape Christian
GED

<21
>60

SM '15 -
SM '16 -
SM '17 -
SM '18 -
SM '19 -
SM '20 -

SM '15 SM '16 SM '17 SM '18 SM '19 SM '20

Demographics	Male						Female						Grand Total					
	Full-time		Part-time		Male Total		Full-time		Part-time		Female Total		Full-time		Part-time		Grand Total	
	#	%	#	%	#	%	#	%	#	%	#	%	#	%	#	%	#	%
Asian																		
American Indian / Alaskan Native																		
Black or African American																		
Hispanic																		
White																		
Native Hawaiian or Pacific Islander																		
Unknown																		
Totals																		



Home Performance Specialist

Fall 2020

CIP Code: 15.0503

Curriculum Code:

HAC 2016

Program:

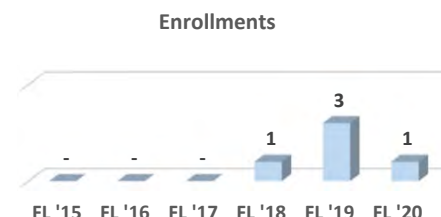
ST Cert

Total Enrollment:	1	100.0%	Male:	1	100.0%	FT:		Avg Age:	20.1
Minority:	1	100.0%	Female:			PT:	1 100.0%	Feeder Enrl:	1 100.0%

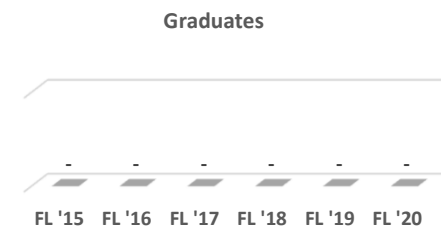
Feeder H.S. Enrollees	#	%
Carbondale		
Carterville		
Crab Orchard		
DuQuoin		
Elverado		
Herrin		
Johnston City		
Marion		
Murphysboro	1	100.0%
West Frankfort		
Trico		
Feeder H.S. Total	1	100.0%
Agape Christian		
GED		

Age	#	%
<= 17		
18-20	1	100.0%
21-25		
26-30		
31-40		
41-50		
51-60		
61-70		
71-80		
81+		
Unk		
Total	1	100.0%
Avg	20.1	
<21		
>60		

<u>Enrollments</u>	
FL '15	-
FL '16	-
FL '17	-
FL '18	1
FL '19	3
FL '20	1



<u>Graduates</u>	
FL '15	-
FL '16	-
FL '17	-
FL '18	-
FL '19	-
FL '20	-



Demographics	Male						Female						Grand Total					
	Full-time		Part-time		Male Total		Full-time		Part-time		Female Total		Full-time		Part-time		Grand Total	
	#	%	#	%	#	%	#	%	#	%	#	%	#	%	#	%	#	%
Asian																		
American Indian / Alaskan Native																		
Black or African American																		
Hispanic			1	100.0%	1	100.0%									1	100.0%	1	100.0%
White																		
Native Hawaiian or Pacific Islander																		
Unknown																		
Totals			1	100.0%	1	100.0%									1	100.0%	1	100.0%



Home Performance Specialist

Spring 2021

CIP Code: 15.0503

Curriculum Code:

HAC 2016

Program:

ST Cert

Total Enrollment:

Male:

FT:

Avg Age:

Minority:

Female:

PT:

Feeder Enrl:

Feeder H.S. Enrollees

#

%

Age

#

%

Carbondale
Carterville
Crab Orchard
DuQuoin
Elverado
Herrin
Johnston City
Marion
Murphysboro
West Frankfort
Trico

<= 17
18-20
21-25
26-30
31-40
41-50
51-60
61-70
71-80
81+
Unk

Feeder H.S. Total

Agape Christian
GED

Total

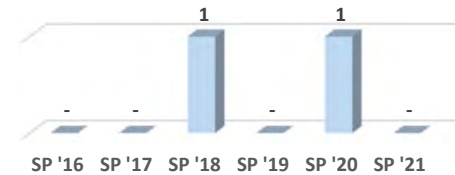
Avg

<21
>60

Enrollments

SP '16 -
SP '17 -
SP '18 1
SP '19 -
SP '20 1
SP '21 -

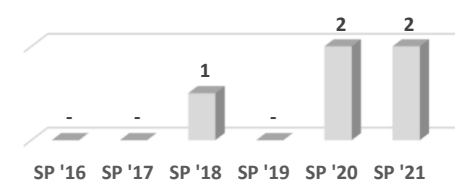
Enrollments



Graduates

SP '16 -
SP '17 -
SP '18 1
SP '19 -
SP '20 2
SP '21 2

Graduates



Demographics	Male						Female						Grand Total					
	Full-time		Part-time		Male Total		Full-time		Part-time		Female Total		Full-time		Part-time		Grand Total	
	#	%	#	%	#	%	#	%	#	%	#	%	#	%	#	%	#	%
Asian																		
American Indian / Alaskan Native																		
Black or African American																		
Hispanic																		
White																		
Native Hawaiian or Pacific Islander																		
Unknown																		
Totals																		

Short-Term Certificate

Industrial PLC Systems

CIP Code: **15.0303**

Curriculum Code: **00ELT3013**



Industrial PLC Systems

Summer 2020

CIP Code: 15.0303

Curriculum Code: 00ELT3013

Program: ST Cert

Total Enrollment: 1 100.0%

Male: 1 100.0%

FT:

Avg Age: 25.1

Minority:

Female:

PT: 1 100.0%

Feeder Enrl:

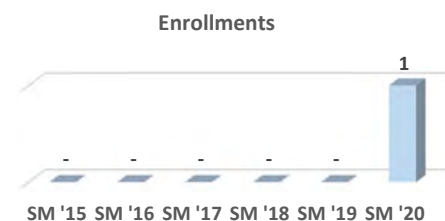
Feeder H.S. Enrollees

	#	%
Carbondale		
Carterville		
Crab Orchard		
DuQuoin		
Elverado		
Herrin		
Johnston City		
Marion		
Murphysboro		
West Frankfort		
Trico		
Feeder H.S. Total		
Agape Christian		
GED		

Age	#	%
< = 17		
18-20		
21-25	1	100.0%
26-30		
31-40		
41-50		
51-60		
61-70		
71-80		
81+		
Unk		
Total	1	100.0%
Avg	25.1	
<21		
>60		

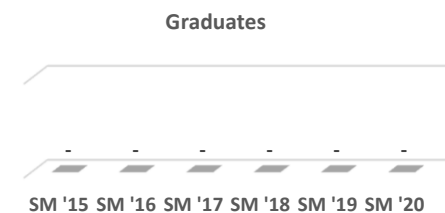
Enrollments

SM '15	-
SM '16	-
SM '17	-
SM '18	-
SM '19	-
SM '20	1



Graduates

SM '15	-
SM '16	-
SM '17	-
SM '18	-
SM '19	-
SM '20	-



Demographics	Male						Female						Grand Total					
	Full-time		Part-time		Male Total		Full-time		Part-time		Female Total		Full-time		Part-time		Grand Total	
	#	%	#	%	#	%	#	%	#	%	#	%	#	%	#	%	#	%
Asian																		
American Indian / Alaskan Native																		
Black or African American																		
Hispanic																		
White			1	100.0%	1	100.0%									1	100.0%	1	100.0%
Native Hawaiian or Pacific Islander																		
Unknown																		
Totals			1	100.0%	1	100.0%									1	100.0%	1	100.0%



Industrial PLC Systems

Fall 2020

CIP Code: 15.0303

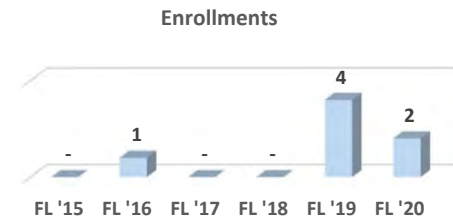
Curriculum Code: 00ELT3013

Program: ST Cert

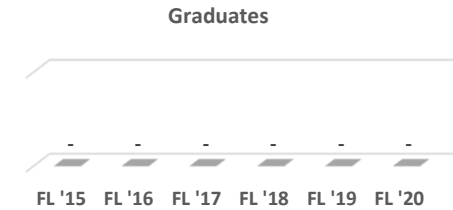
Total Enrollment:	2	100.0%	Male:	2	100.0%	FT:		Avg Age:	27.9
Minority:			Female:			PT:	2 100.0%	Feeder Enrl:	1 50.0%

Feeder H.S. Enrollees	#	%	Age	#	%
Carbondale			< = 17		
Carterville			18-20		
Crab Orchard			21-25	1	50.0%
DuQuoin			26-30	1	50.0%
Elverado			31-40		
Herrin			41-50		
Johnston City			51-60		
Marion			61-70		
Murphysboro			71-80		
West Frankfort	1	50.0%	81+		
Trico			Unk		
Feeder H.S. Total	1	50.0%	Total	2	100.0%
Agape Christian			Avg	27.9	
GED			<21		
			>60		

Enrollments	
FL '15	-
FL '16	1
FL '17	-
FL '18	-
FL '19	4
FL '20	2



Graduates	
FL '15	-
FL '16	-
FL '17	-
FL '18	-
FL '19	-
FL '20	-



Demographics	Male						Female						Grand Total					
	Full-time		Part-time		Male Total		Full-time		Part-time		Female Total		Full-time		Part-time		Grand Total	
	#	%	#	%	#	%	#	%	#	%	#	%	#	%	#	%	#	%
Asian																		
American Indian / Alaskan Native																		
Black or African American																		
Hispanic																		
White			2	100.0%	2	100.0%									2	100.0%	2	100.0%
Native Hawaiian or Pacific Islander																		
Unknown																		
Totals			2	100.0%	2	100.0%									2	100.0%	2	100.0%



Industrial PLC Systems

CIP Code: 15.0303

Curriculum Code: 00ELT3013

Program: ST Cert

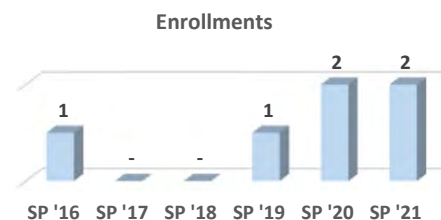
Spring 2021

Total Enrollment:	2	100.0%	Male:	2	100.0%	FT:		Avg Age:	28.4		
Minority:			Female:			PT:	2	100.0%	Feeder Enrl:	1	50.0%

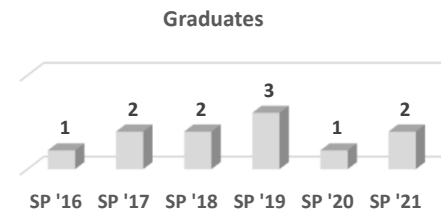
Feeder H.S. Enrollees	#	%
Carbondale		
Carterville		
Crab Orchard		
DuQuoin		
Elverado		
Herrin		
Johnston City		
Marion	1	50.0%
Murphysboro		
West Frankfort		
Trico		
Feeder H.S. Total	1	50.0%
Agape Christian		
GED		

Age	#	%
<= 17		
18-20		
21-25	1	50.0%
26-30		
31-40	1	50.0%
41-50		
51-60		
61-70		
71-80		
81+		
Unk		
Total	2	100.0%
Avg	28.4	
<21		
>60		

Enrollments	
SP '16	1
SP '17	-
SP '18	-
SP '19	1
SP '20	2
SP '21	2



Graduates	
SP '16	1
SP '17	2
SP '18	2
SP '19	3
SP '20	1
SP '21	2



Demographics	Male						Female						Grand Total					
	Full-time		Part-time		Male Total		Full-time		Part-time		Female Total		Full-time		Part-time		Grand Total	
	#	%	#	%	#	%	#	%	#	%	#	%	#	%	#	%	#	%
Asian																		
American Indian / Alaskan Native																		
Black or African American																		
Hispanic																		
White			2	100.0%	2	100.0%									2	100.0%	2	100.0%
Native Hawaiian or Pacific Islander																		
Unknown																		
Totals			2	100.0%	2	100.0%									2	100.0%	2	100.0%

Short-Term Certificate

Information System Technician

CIP Code: **47.0104**

Curriculum Code: **ELT 0106**



Information System Technician

Summer 2020

CIP Code: 47.0104

Curriculum Code:

ELT 0106

Program:

ST Cert

Total Enrollment:

Male:

FT:

Avg Age:

Minority:

Female:

PT:

Feeder Enrl:

Feeder H.S. Enrollees

#

%

Age

#

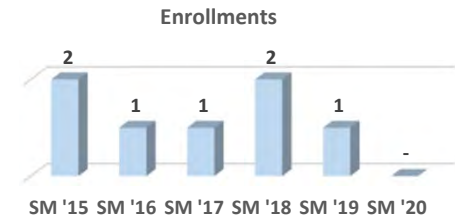
%

Enrollments

Carbondale
Carterville
Crab Orchard
DuQuoin
Elverado
Herrin
Johnston City
Marion
Murphysboro
West Frankfort
Trico

< = 17
18-20
21-25
26-30
31-40
41-50
51-60
61-70
71-80
81+
Unk

SM '15 2
SM '16 1
SM '17 1
SM '18 2
SM '19 1
SM '20 -



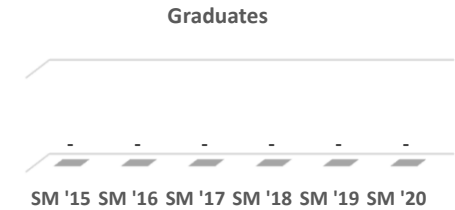
Feeder H.S. Total

Agape Christian
GED

Total
Avg
<21
>60

Graduates

SM '15 -
SM '16 -
SM '17 -
SM '18 -
SM '19 -
SM '20 -



Demographics	Male						Female						Grand Total					
	Full-time		Part-time		Male Total		Full-time		Part-time		Female Total		Full-time		Part-time		Grand Total	
	#	%	#	%	#	%	#	%	#	%	#	%	#	%	#	%	#	%
Asian																		
American Indian / Alaskan Native																		
Black or African American																		
Hispanic																		
White																		
Native Hawaiian or Pacific Islander																		
Unknown																		
Totals																		



Information System Technician

Fall 2020

CIP Code: 47.0104

Curriculum Code:

ELT 0106

Program:

ST Cert

Total Enrollment:

Male:

FT:

Avg Age:

Minority:

Female:

PT:

Feeder Enrl:

Feeder H.S. Enrollees

#

%

Age

#

%

Carbondale
Carterville
Crab Orchard
DuQuoin
Elverado
Herrin
Johnston City
Marion
Murphysboro
West Frankfort
Trico

< = 17
18-20
21-25
26-30
31-40
41-50
51-60
61-70
71-80
81+
Unk

Feeder H.S. Total

Agape Christian
GED

Total

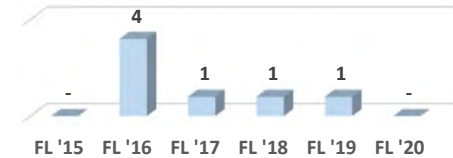
Avg

<21
>60

Enrollments

FL '15 -
FL '16 4
FL '17 1
FL '18 1
FL '19 1
FL '20 -

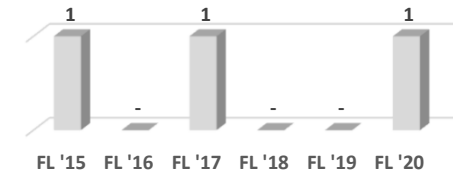
Enrollments



Graduates

FL '15 1
FL '16 -
FL '17 1
FL '18 -
FL '19 -
FL '20 1

Graduates



Demographics	Male						Female						Grand Total					
	Full-time		Part-time		Male Total		Full-time		Part-time		Female Total		Full-time		Part-time		Grand Total	
	#	%	#	%	#	%	#	%	#	%	#	%	#	%	#	%	#	%
Asian																		
American Indian / Alaskan Native																		
Black or African American																		
Hispanic																		
White																		
Native Hawaiian or Pacific Islander																		
Unknown																		
Totals																		



Information System Technician

CIP Code: 47.0104

Curriculum Code: ELT 0106

Program: ST Cert

Spring 2021

Total Enrollment:

Male:

FT:

Avg Age:

Minority:

Female:

PT:

Feeder Enrl:

Feeder H.S. Enrollees

%

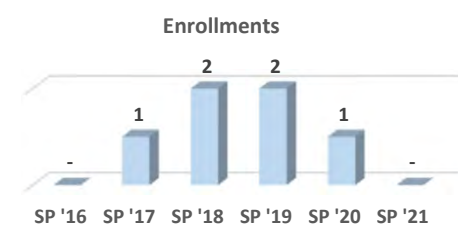
Carbondale		
Carterville		
Crab Orchard		
DuQuoin		
Elverado		
Herrin		
Johnston City		
Marion		
Murphysboro		
West Frankfort		
Trico		
Feeder H.S. Total		
Agape Christian		
GED		

Age # %

<= 17		
18-20		
21-25		100.0%
26-30		
31-40		
41-50		
51-60		
61-70		
71-80		
81+		
Unk		
Total	1	100.0%
Avg		
<21		
>60		

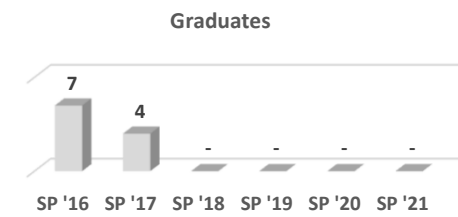
Enrollments

SP '16	-
SP '17	1
SP '18	2
SP '19	2
SP '20	1
SP '21	-



Graduates

SP '16	7
SP '17	4
SP '18	-
SP '19	-
SP '20	-
SP '21	-



Demographics	Male						Female						Grand Total					
	Full-time		Part-time		Male Total		Full-time		Part-time		Female Total		Full-time		Part-time		Grand Total	
	#	%	#	%	#	%	#	%	#	%	#	%	#	%	#	%	#	%
Asian																		
American Indian / Alaskan Native																		
Black or African American																		
Hispanic																		
White																		
Native Hawaiian or Pacific Islander																		
Unknown																		
Totals																		

Short-Term Certificate

Medical Clerk

CIP Code: **51.0716**

Curriculum Code: **00BUS0017**



Medical Clerk

CIP Code: 51.0716

Curriculum Code: 00BUS0017

Program: ST Cert

Summer 2020

Total Enrollment:

Male:

FT:

Avg Age:

Minority:

Female:

PT:

Feeder Enrl:

Feeder H.S. Enrollees

%

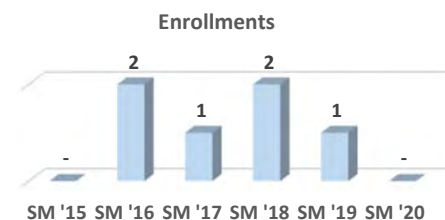
Age # %

Enrollments

Carbondale
Carterville
Crab Orchard
DuQuoin
Elverado
Herrin
Johnston City
Marion
Murphysboro
West Frankfort
Trico

< = 17
18-20
21-25
26-30
31-40
41-50
51-60
61-70
71-80
81+
Unk

SM '15 -
SM '16 2
SM '17 1
SM '18 2
SM '19 1
SM '20 -



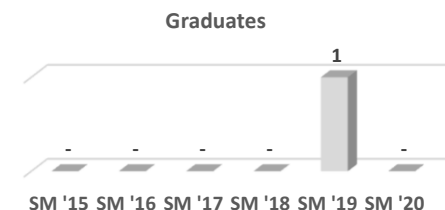
Feeder H.S. Total

Agape Christian
GED

Total
Avg
<21
>60

Graduates

SM '15 -
SM '16 -
SM '17 -
SM '18 -
SM '19 1
SM '20 -



Demographics	Male						Female						Grand Total					
	Full-time		Part-time		Male Total		Full-time		Part-time		Female Total		Full-time		Part-time		Grand Total	
	#	%	#	%	#	%	#	%	#	%	#	%	#	%	#	%	#	%
Asian																		
American Indian / Alaskan Native																		
Black or African American																		
Hispanic																		
White																		
Native Hawaiian or Pacific Islander																		
Unknown																		
Totals																		



Medical Clerk

Fall 2020

CIP Code: 51.0716

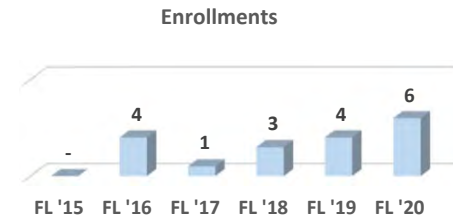
Curriculum Code: 00BUS0017

Program: ST Cert

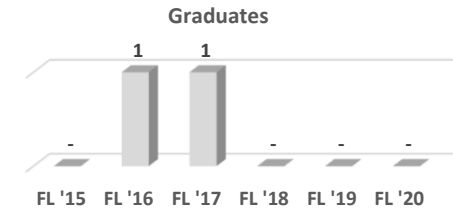
Total Enrollment:	6	100.0%	Male:			FT:	2	33.3%	Avg Age:	32.4
Minority:	3	50.0%	Female:	6	100.0%	PT:	4	66.7%	Feeder Enrl:	2 33.3%

Feeder H.S. Enrollees	#	%	Age	#	%
Carbondale	1	16.7%	< = 17		
Carterville			18-20	2	33.3%
Crab Orchard			21-25	1	16.7%
DuQuoin			26-30		
Elverado			31-40	2	33.3%
Herrin			41-50		
Johnston City			51-60	1	16.7%
Marion			61-70		
Murphysboro			71-80		
West Frankfort			81+		
Trico	1	16.7%	Unk		
Feeder H.S. Total	2	33.3%	Total	6	100.0%
Agape Christian			Avg	32.4	
GED			<21	2	33.3%
			>60		

Enrollments	
FL '15	-
FL '16	4
FL '17	1
FL '18	3
FL '19	4
FL '20	6



Graduates	
FL '15	-
FL '16	1
FL '17	1
FL '18	-
FL '19	-
FL '20	-



Demographics	Male						Female						Grand Total					
	Full-time		Part-time		Male Total		Full-time		Part-time		Female Total		Full-time		Part-time		Grand Total	
	#	%	#	%	#	%	#	%	#	%	#	%	#	%	#	%	#	%
Asian									1	16.7%	1	16.7%			1	16.7%	1	16.7%
American Indian / Alaskan Native																		
Black or African American									1	16.7%	1	16.7%			1	16.7%	1	16.7%
Hispanic									1	16.7%	1	16.7%			1	16.7%	1	16.7%
White							2	33.3%	1	16.7%	3	50.0%	2	33.3%	1	16.7%	3	50.0%
Native Hawaiian or Pacific Islander																		
Unknown																		
Totals							2	33.3%	4	66.7%	6	100.0%	2	33.3%	4	66.7%	6	100.0%



Medical Clerk

CIP Code: 51.0716

Curriculum Code:

00BUS0017

Program:

ST Cert

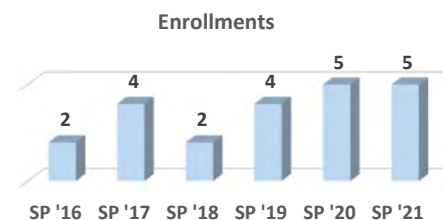
Spring 2021

Total Enrollment:	5	100.0%	Male:			FT:			Avg Age:	25.2
Minority:	3	60.0%	Female:	5	100.0%	PT:	5	100.0%	Feeder Enrl:	2 40.0%

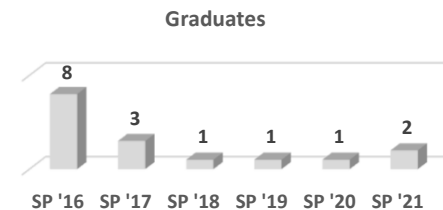
Feeder H.S. Enrollees	#	%
Carbondale	2	40.0%
Carterville		
Crab Orchard		
DuQuoin		
Elverado		
Herrin		
Johnston City		
Marion		
Murphysboro		
West Frankfort		
Trico		
Feeder H.S. Total	2	40.0%
Agape Christian		
GED		

Age	#	%
< = 17		
18-20	3	60.0%
21-25	1	20.0%
26-30		
31-40		
41-50	1	20.0%
51-60		
61-70		
71-80		
81+		
Unk		
Total	5	100.0%
Avg	25.2	
<21	3	60.0%
>60		

Enrollments	
SP '16	2
SP '17	4
SP '18	2
SP '19	4
SP '20	5
SP '21	5



Graduates	
SP '16	8
SP '17	3
SP '18	1
SP '19	1
SP '20	1
SP '21	2



Demographics	Male						Female						Grand Total					
	Full-time		Part-time		Male Total		Full-time		Part-time		Female Total		Full-time		Part-time		Grand Total	
	#	%	#	%	#	%	#	%	#	%	#	%	#	%	#	%	#	%
Asian									1	20.0%	1	20.0%			1	20.0%	1	20.0%
American Indian / Alaskan Native																		
Black or African American									2	40.0%	2	40.0%			2	40.0%	2	40.0%
Hispanic																		
White									2	40.0%	2	40.0%			2	40.0%	2	40.0%
Native Hawaiian or Pacific Islander																		
Unknown																		
Totals									5	100.0%	5	100.0%			5	100.0%	5	100.0%

Short-Term Certificate

Nursing Assistant

CIP Code: **51.3902**

Curriculum Code: **00NAD0055**



Nursing Assistant

Summer 2020

CIP Code: 51.3902

Curriculum Code: 00NAD0055

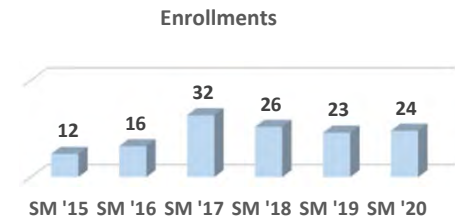
Program: ST Cert

Total Enrollment:	24	100.0%	Male:	2	8.3%	FT:	16	66.7%	Avg Age:	19.8
Minority:	4	16.7%	Female:	22	91.7%	PT:	8	33.3%	Feeder Enrl:	21 87.5%

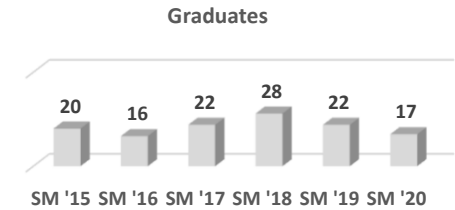
Feeder H.S. Enrollees	#	%
Carbondale	1	4.2%
Carterville	2	8.3%
Crab Orchard		
DuQuoin		
Elverado	2	8.3%
Herrin	2	8.3%
Johnston City	1	4.2%
Marion	6	25.0%
Murphysboro	3	12.5%
West Frankfort	3	12.5%
Trico	1	4.2%
Feeder H.S. Total	21	87.5%
Agape Christian		
GED		

Age	#	%
< = 17	10	41.7%
18-20	9	37.5%
21-25	3	12.5%
26-30	1	4.2%
31-40	1	4.2%
41-50		
51-60		
61-70		
71-80		
81+		
Unk		
Total	24	100.0%
Avg	19.8	
<21	19	79.2%
>60		

Enrollments	
SM '15	12
SM '16	16
SM '17	32
SM '18	26
SM '19	23
SM '20	24



Graduates	
SM '15	20
SM '16	16
SM '17	22
SM '18	28
SM '19	22
SM '20	17



Demographics	Male						Female						Grand Total					
	Full-time		Part-time		Male Total		Full-time		Part-time		Female Total		Full-time		Part-time		Grand Total	
	#	%	#	%	#	%	#	%	#	%	#	%	#	%	#	%	#	%
Asian																		
American Indian / Alaskan Native																		
Black or African American							3	12.5%			3	12.5%	3	12.5%			3	12.5%
Hispanic							1	4.2%			1	4.2%	1	4.2%			1	4.2%
White	2	8.3%			2	8.3%	10	41.7%	8	33.3%	18	75.0%	12	50.0%	8	33.3%	20	83.3%
Native Hawaiian or Pacific Islander																		
Unknown																		
Totals	2	8.3%			2	8.3%	14	58.3%	8	33.3%	22	91.7%	16	66.7%	8	33.3%	24	100.0%



Nursing Assistant

Fall 2020

CIP Code: 51.3902

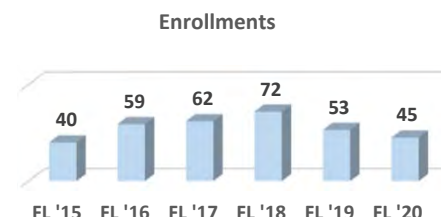
Curriculum Code: 00NAD0055

Program: ST Cert

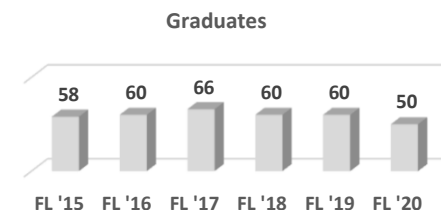
Total Enrollment:	45	100.0%	Male:	1	2.2%	FT:	6	13.3%	Avg Age:	18.1
Minority:	3	6.7%	Female:	13	28.9%	PT:	39	86.7%	Feeder Enrl:	21 46.7%

Feeder H.S. Enrollees	#	%	Age	#	%
Carbondale	2	4.4%	< = 17	36	80.0%
Carterville	2	4.4%	18-20	4	8.9%
Crab Orchard			21-25	5	11.1%
DuQuoin			26-30		
Elverado			31-40		
Herrin	1	2.2%	41-50		
Johnston City	2	4.4%	51-60		
Marion	7	15.6%	61-70		
Murphysboro	1	2.2%	71-80		
West Frankfort	3	6.7%	81+		
Trico	3	6.7%	Unk		
Feeder H.S. Total	21	46.7%	Total	45	100.0%
Agape Christian			Avg	18.1	
GED			<21	40	88.9%
			>60		

Enrollments	
FL '15	40
FL '16	59
FL '17	62
FL '18	72
FL '19	53
FL '20	45



Graduates	
FL '15	58
FL '16	60
FL '17	66
FL '18	60
FL '19	60
FL '20	50



Demographics	Male						Female						Grand Total					
	Full-time		Part-time		Male Total		Full-time		Part-time		Female Total		Full-time		Part-time		Grand Total	
	#	%	#	%	#	%	#	%	#	%	#	%	#	%	#	%	#	%
Asian																		
American Indian / Alaskan Native																		
Black or African American									1	2.2%	1	2.2%			1	2.2%	1	2.2%
Hispanic									2	4.4%	2	4.4%			2	4.4%	2	4.4%
White							4	8.9%	27	60.0%			4	8.9%	27	60.0%	31	68.9%
Native Hawaiian or Pacific Islander																		
Unknown	1	2.2%			1	2.2%	1	2.2%	9	20.0%	10	22.2%	2	4.4%	9	20.0%	11	24.4%
Totals	1	2.2%			1	2.2%	5	11.1%	39	86.7%	13	28.9%	6	13.3%	39	86.7%	45	100.0%



Nursing Assistant

CIP Code: 51.3902

Curriculum Code: 00NAD0055

Program: ST Cert

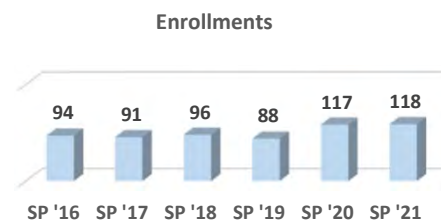
Spring 2021

Total Enrollment:	118	100.0%	Male:	15	12.7%	FT:	28	23.7%	Avg Age:	18.6
Minority:	10	8.5%	Female:	34	28.8%	PT:	90	76.3%	Feeder Enrl:	107 90.7%

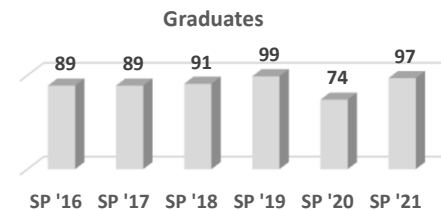
Feeder H.S. Enrollees	#	%
Carbondale	25	21.2%
Carterville	14	11.9%
Crab Orchard	1	0.8%
DuQuoin	3	2.5%
Elverado	1	0.8%
Herrin	7	5.9%
Johnston City	12	10.2%
Marion	14	11.9%
Murphysboro	18	15.3%
West Frankfort	9	7.6%
Trico	3	2.5%
Feeder H.S. Total	107	90.7%
Agape Christian		
GED		

Age	#	%
< = 17	76	64.4%
18-20	34	28.8%
21-25	4	3.4%
26-30		
31-40	3	2.5%
41-50	1	0.8%
51-60		
61-70		
71-80		
81+		
Unk		
Total	118	100.0%
Avg	18.6	
<21	110	93.2%
>60		

Enrollments	
SP '16	94
SP '17	91
SP '18	96
SP '19	88
SP '20	117
SP '21	118



Graduates	
SP '16	89
SP '17	89
SP '18	91
SP '19	99
SP '20	74
SP '21	97



Demographics	Male						Female						Grand Total					
	Full-time		Part-time		Male Total		Full-time		Part-time		Female Total		Full-time		Part-time		Grand Total	
	#	%	#	%	#	%	#	%	#	%	#	%	#	%	#	%	#	%
Asian			2	1.7%	2	1.7%									2	1.7%	2	1.7%
American Indian / Alaskan Native																		
Black or African American			2	1.7%	2	1.7%			3	2.5%	3	2.5%			5	4.2%	5	4.2%
Hispanic			1	0.8%	1	0.8%			2	1.7%	2	1.7%			3	2.5%	3	2.5%
White	1	0.8%	7	5.9%	8	6.8%	24	20.3%	45	38.1%			25	21.2%	52	44.1%	77	65.3%
Native Hawaiian or Pacific Islander																		
Unknown			2	1.7%	2	1.7%	3	2.5%	26	22.0%	29	24.6%	3	2.5%	28	23.7%	31	26.3%
Totals	1	0.8%	14	11.9%	15	12.7%	27	22.9%	76	64.4%	34	28.8%	28	23.7%	90	76.3%	118	100.0%

Short-Term Certificate

Office Supervision and Management - Office Assistant

CIP Code: **52.0401**

Curriculum Code: **00BUS0016**



Office Supervision and Management - Office Assistant

Summer 2020

CIP Code: 52.0401

Curriculum Code: 00BUS0016

Program:

ST Cert

Total Enrollment: 1 100.0%

Male:
Female: 1 100.0%

FT: 1 100.0%
PT:

Avg Age: 29.0
Feeder Enrl:

Feeder H.S. Enrollees

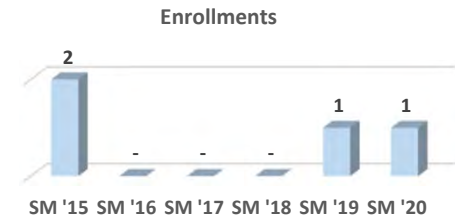
#	%
Carbondale	
Carterville	
Crab Orchard	
DuQuoin	
Elverado	
Herrin	
Johnston City	
Marion	
Murphysboro	
West Frankfort	
Trico	
Feeder H.S. Total	
Agape Christian	
GED	

Age

#	%
< = 17	
18-20	
21-25	
26-30	1 100.0%
31-40	
41-50	
51-60	
61-70	
71-80	
81+	
Unk	
Total	1 100.0%
Avg	29.0
<21	
>60	

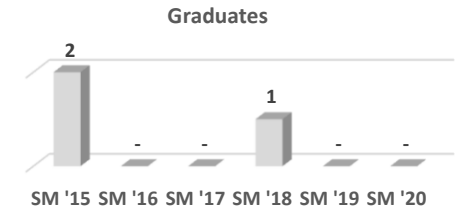
Enrollments

SM '15	2
SM '16	-
SM '17	-
SM '18	-
SM '19	1
SM '20	1



Graduates

SM '15	2
SM '16	-
SM '17	-
SM '18	1
SM '19	-
SM '20	-



Demographics	Male						Female						Grand Total					
	Full-time		Part-time		Male Total		Full-time		Part-time		Female Total		Full-time		Part-time		Grand Total	
	#	%	#	%	#	%	#	%	#	%	#	%	#	%	#	%	#	%
Asian																		
American Indian / Alaskan Native																		
Black or African American																		
Hispanic																		
White							1	100.0%			1	100.0%	1	100.0%			1	100.0%
Native Hawaiian or Pacific Islander																		
Unknown																		
Totals							1	100.0%			1	100.0%	1	100.0%			1	100.0%



Office Supervision and Management - Office Assistant

Fall 2020

CIP Code: 52.0401

Curriculum Code: 00BUS0016

Program: ST Cert

Total Enrollment:

Male:

FT:

Avg Age:

Minority:

Female:

PT:

Feeder Enrl:

Feeder H.S. Enrollees

%

Age # %

Carbondale
Carterville
Crab Orchard
DuQuoin
Elverado
Herrin
Johnston City
Marion
Murphysboro
West Frankfort
Trico

< = 17
18-20
21-25
26-30
31-40
41-50
51-60
61-70
71-80
81+
Unk

Feeder H.S. Total

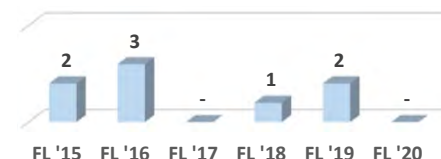
Agape Christian
GED

Total
Avg
<21
>60

Enrollments

FL '15 2
FL '16 3
FL '17 -
FL '18 1
FL '19 2
FL '20 -

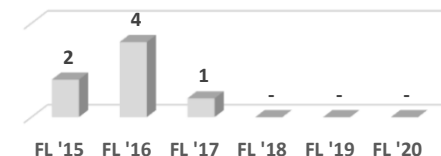
Enrollments



Graduates

FL '15 2
FL '16 4
FL '17 1
FL '18 -
FL '19 -
FL '20 -

Graduates



Demographics	Male						Female						Grand Total					
	Full-time		Part-time		Male Total		Full-time		Part-time		Female Total		Full-time		Part-time		Grand Total	
	#	%	#	%	#	%	#	%	#	%	#	%	#	%	#	%	#	%
Asian																		
American Indian / Alaskan Native																		
Black or African American																		
Hispanic																		
White																		
Native Hawaiian or Pacific Islander																		
Unknown																		
Totals																		



Office Supervision and Management - Office Assistant

Spring 2021

CIP Code: 52.0401

Curriculum Code: 00BUS0016

Program: ST Cert

Total Enrollment: 2 100.0%

Male: 2 100.0%

FT: 2 100.0%

Avg Age: 19.4

Minority:

Female: 2 100.0%

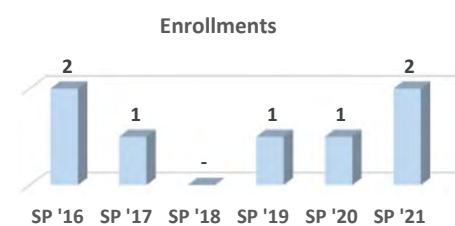
PT: 2 100.0%

Feeder Enrl: 1 50.0%

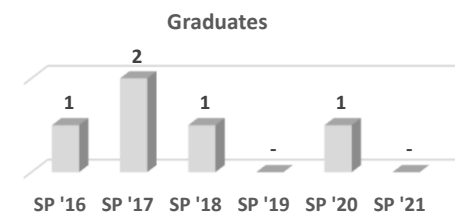
Feeder H.S. Enrollees	#	%
Carbondale	1	50.0%
Carterville		
Crab Orchard		
DuQuoin		
Elverado		
Herrin		
Johnston City		
Marion		
Murphysboro		
West Frankfort		
Trico		
Feeder H.S. Total	1	50.0%
Agape Christian		
GED		

Age	#	%
<= 17		
18-20	2	100.0%
21-25		
26-30		
31-40		
41-50		
51-60		
61-70		
71-80		
81+		
Unk		
Total	2	100.0%
Avg	19.4	
<21	2	100.0%
>60		

Enrollments	#
SP '16	2
SP '17	1
SP '18	-
SP '19	1
SP '20	1
SP '21	2



Graduates	#
SP '16	1
SP '17	2
SP '18	1
SP '19	-
SP '20	1
SP '21	-



Demographics	Male						Female						Grand Total					
	Full-time		Part-time		Male Total		Full-time		Part-time		Female Total		Full-time		Part-time		Grand Total	
	#	%	#	%	#	%	#	%	#	%	#	%	#	%	#	%	#	%
Asian																		
American Indian / Alaskan Native																		
Black or African American																		
Hispanic																		
White							2	100.0%			2	100.0%			2	100.0%	2	100.0%
Native Hawaiian or Pacific Islander																		
Unknown																		
Totals							2	100.0%			2	100.0%			2	100.0%	2	100.0%

Short-Term Certificate

Paint & Metal Technician - Auto Collision Technology

CIP Code: **47.0603**

Curriculum Code: **AUT 0115**



Paint & Metal Technician - Auto Collision Technology

Summer 2020

CIP Code: 47.0603

Curriculum Code:

AUT 0115

Program:

ST Cert

Total Enrollment:

Male:

FT:

Avg Age:

Minority:

Female:

PT:

Feeder Enrl:

Feeder H.S. Enrollees

#

%

Age

#

%

Enrollments

Carbondale

Cartersville

Crab Orchard

DuQuoin

Elverado

Herrin

Johnston City

Marion

Murphysboro

West Frankfort

Trico

Feeder H.S. Total

Agape Christian

GED

< = 17

18-20

21-25

26-30

31-40

41-50

51-60

61-70

71-80

81+

Unk

Total

Avg

<21

>60

SM '15

SM '16

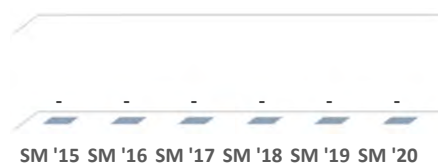
SM '17

SM '18

SM '19

SM '20

Enrollments



Graduates

SM '15

SM '16

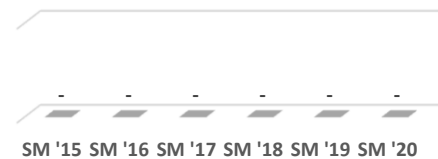
SM '17

SM '18

SM '19

SM '20

Graduates



Demographics	Male						Female						Grand Total					
	Full-time		Part-time		Male Total		Full-time		Part-time		Female Total		Full-time		Part-time		Grand Total	
	#	%	#	%	#	%	#	%	#	%	#	%	#	%	#	%	#	%
Asian																		
American Indian / Alaskan Native																		
Black or African American																		
Hispanic																		
White																		
Native Hawaiian or Pacific Islander																		
Unknown																		
Totals																		



Paint & Metal Technician - Auto Collision Technology

Fall 2020

CIP Code: 47.0603

Curriculum Code: AUT 0115

Program: ST Cert

Total Enrollment:

Male:

FT:

Avg Age:

Minority:

Female:

PT:

Feeder Enrl:

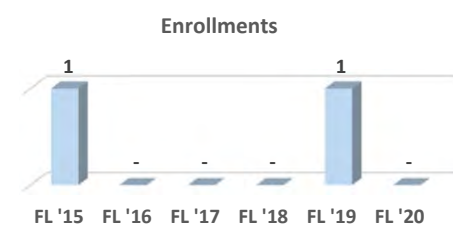
Feeder H.S. Enrollees

	#	%
Carbondale		
Carterville		
Crab Orchard		
DuQuoin		
Elverado		
Herrin		
Johnston City		
Marion		
Murphysboro		
West Frankfort		
Trico		
Feeder H.S. Total		
Agape Christian		
GED		

Age	#	%
< = 17		
18-20		
21-25		
26-30		
31-40		
41-50		
51-60		
61-70		
71-80		
81+		
Unk		
Total		
Avg		
<21		
>60		

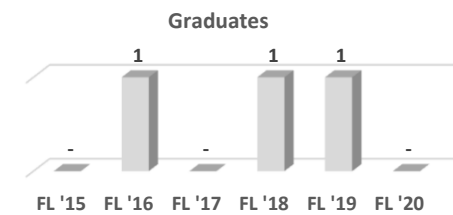
Enrollments

FL '15	1
FL '16	-
FL '17	-
FL '18	-
FL '19	1
FL '20	-



Graduates

FL '15	-
FL '16	1
FL '17	-
FL '18	1
FL '19	1
FL '20	-



Demographics	Male						Female						Grand Total					
	Full-time		Part-time		Male Total		Full-time		Part-time		Female Total		Full-time		Part-time		Grand Total	
	#	%	#	%	#	%	#	%	#	%	#	%	#	%	#	%	#	%
Asian																		
American Indian / Alaskan Native																		
Black or African American																		
Hispanic																		
White																		
Native Hawaiian or Pacific Islander																		
Unknown																		
Totals																		



Paint & Metal Technician - Auto Collision Technology

Spring 2021

CIP Code: 47.0603

Curriculum Code: AUT 0115

Program: ST Cert

Total Enrollment:

Male:

FT:

Avg Age:

Minority:

Female:

PT:

Feeder Enrl:

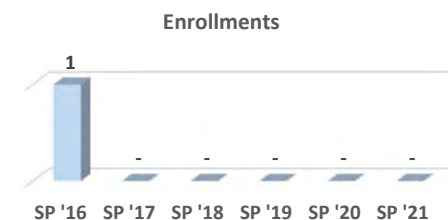
Feeder H.S. Enrollees

	#	%
Carbondale		
Carterville		
Crab Orchard		
DuQuoin		
Elverado		
Herrin		
Johnston City		
Marion		
Murphysboro		
West Frankfort		
Trico		
Feeder H.S. Total		
Agape Christian		
GED		

Age	#	%
<= 17		
18-20		
21-25		
26-30		
31-40		
41-50		
51-60		
61-70		
71-80		
81+		
Unk		
Total		
Avg		
<21		
>60		

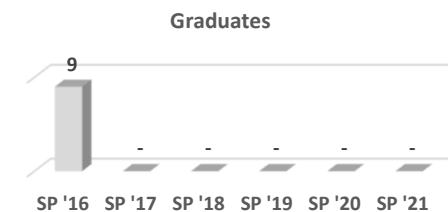
Enrollments

SP '16	1
SP '17	-
SP '18	-
SP '19	-
SP '20	-
SP '21	-



Graduates

SP '16	9
SP '17	-
SP '18	-
SP '19	-
SP '20	-
SP '21	-



Demographics	Male						Female						Grand Total					
	Full-time		Part-time		Male Total		Full-time		Part-time		Female Total		Full-time		Part-time		Grand Total	
	#	%	#	%	#	%	#	%	#	%	#	%	#	%	#	%	#	%
Asian																		
American Indian / Alaskan Native																		
Black or African American																		
Hispanic																		
White																		
Native Hawaiian or Pacific Islander																		
Unknown																		
Totals																		

Short-Term Certificate

Welding Technology

CIP Code: **48.0508**

Curriculum Code: **00WEL0060**



Welding Technology

Summer 2020

CIP Code: 48.0508

Curriculum Code: 00WEL0060

Program: ST Cert

Total Enrollment: 1 100.0%

Male: 1 100.0%

FT:

Avg Age: 16.4

Minority:

Female:

PT: 1 100.0%

Feeder Enrl:

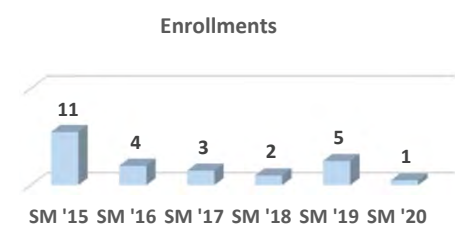
Feeder H.S. Enrollees

	#	%
Carbondale		
Cartersville		
Crab Orchard		
DuQuoin		
Elverado		
Herrin		
Johnston City		
Marion		
Murphysboro		
West Frankfort		
Trico		
Feeder H.S. Total		
Agape Christian		
GED		

Age	#	%
< = 17	1	100.0%
18-20		
21-25		
26-30		
31-40		
41-50		
51-60		
61-70		
71-80		
81+		
Unk		
Total	1	100.0%
Avg	16.4	
<21	1	100.0%
>60		

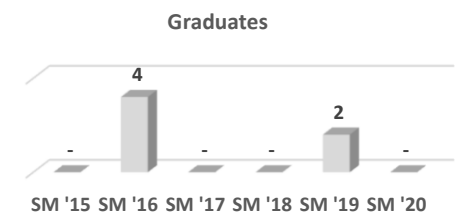
Enrollments

SM '15	11
SM '16	4
SM '17	3
SM '18	2
SM '19	5
SM '20	1



Graduates

SM '15	-
SM '16	4
SM '17	-
SM '18	-
SM '19	2
SM '20	-



Demographics	Male						Female						Grand Total					
	Full-time		Part-time		Male Total		Full-time		Part-time		Female Total		Full-time		Part-time		Grand Total	
	#	%	#	%	#	%	#	%	#	%	#	%	#	%	#	%	#	%
Asian																		
American Indian / Alaskan Native																		
Black or African American																		
Hispanic																		
White			1	100.0%	1	100.0%									1	100.0%	1	100.0%
Native Hawaiian or Pacific Islander																		
Unknown																		
Totals			1	100.0%	1	100.0%									1	100.0%	1	100.0%



Welding Technology

Fall 2020

CIP Code: 48.0508

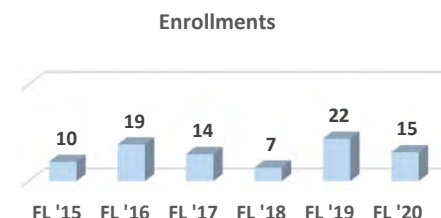
Curriculum Code: 00WEL0060

Program: ST Cert

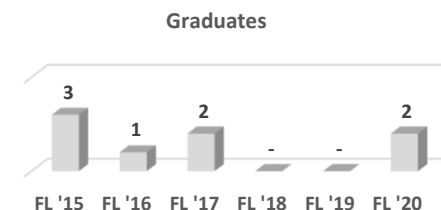
Total Enrollment:	15	100.0%	Male:	15	100.0%	FT:	9	60.0%	Avg Age:	27.2
Minority:	1	6.7%	Female:			PT:	6	40.0%	Feeder Enrl:	7 46.7%

Feeder H.S. Enrollees	#	%	Age	#	%
Carbondale	1	6.7%	< = 17		
Carterville	2	13.3%	18-20	4	26.7%
Crab Orchard			21-25	4	26.7%
DuQuoin	2	13.3%	26-30	4	26.7%
Elverado			31-40	2	13.3%
Herrin			41-50		
Johnston City	1	6.7%	51-60	1	6.7%
Marion			61-70		
Murphysboro			71-80		
West Frankfort	1	6.7%	81+		
Trico			Unk		
Feeder H.S. Total	7	46.7%	Total	15	100.0%
Agape Christian			Avg	27.2	
GED	1	6.7%	<21	4	26.7%
			>60		

Enrollments	
FL '15	10
FL '16	19
FL '17	14
FL '18	7
FL '19	22
FL '20	15



Graduates	
FL '15	3
FL '16	1
FL '17	2
FL '18	-
FL '19	-
FL '20	2



Demographics	Male						Female						Grand Total					
	Full-time		Part-time		Male Total		Full-time		Part-time		Female Total		Full-time		Part-time		Grand Total	
	#	%	#	%	#	%	#	%	#	%	#	%	#	%	#	%	#	%
Asian																		
American Indian / Alaskan Native																		
Black or African American	1	6.7%			1	6.7%							1	6.7%			1	6.7%
Hispanic																		
White	5	33.3%	6	40.0%	11	73.3%							5	33.3%	6	40.0%	11	73.3%
Native Hawaiian or Pacific Islander																		
Unknown	3	20.0%			3	20.0%							3	20.0%			3	20.0%
Totals	9	60.0%	6	40.0%	15	100.0%							9	60.0%	6	40.0%	15	100.0%



Welding Technology

Spring 2021

CIP Code: 48.0508

Curriculum Code: 00WEL0060

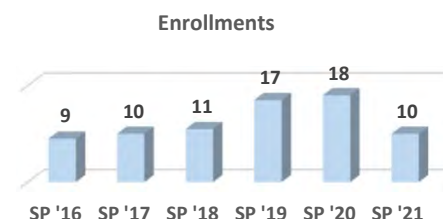
Program: ST Cert

Total Enrollment:	10	100.0%	Male:	10	100.0%	FT:	7	70.0%	Avg Age:	28.9
Minority:	1	10.0%	Female:			PT:	3	30.0%	Feeder Enrl:	4 40.0%

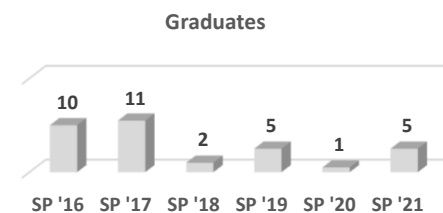
Feeder H.S. Enrollees	#	%
Carbondale		
Carterville	1	10.0%
Crab Orchard	1	10.0%
DuQuoin		
Elverado		
Herrin	1	10.0%
Johnston City		
Marion	1	10.0%
Murphysboro		
West Frankfort		
Trico		
Feeder H.S. Total	4	40.0%
Agape Christian		
GED	3	30.0%

Age	#	%
<= 17		
18-20	3	30.0%
21-25	3	30.0%
26-30	1	10.0%
31-40	1	10.0%
41-50	2	20.0%
51-60		
61-70		
71-80		
81+		
Unk		
Total	10	100.0%
Avg	28.9	
<21	3	30.0%
>60		

Enrollments	
SP '16	9
SP '17	10
SP '18	11
SP '19	17
SP '20	18
SP '21	10



Graduates	
SP '16	10
SP '17	11
SP '18	2
SP '19	5
SP '20	1
SP '21	5



Demographics	Male						Female						Grand Total					
	Full-time		Part-time		Male Total		Full-time		Part-time		Female Total		Full-time		Part-time		Grand Total	
	#	%	#	%	#	%	#	%	#	%	#	%	#	%	#	%	#	%
Asian																		
American Indian / Alaskan Native																		
Black or African American	1	10.0%			1	10.0%							1	10.0%			1	10.0%
Hispanic																		
White	6	60.0%	3	30.0%	9	90.0%							6	60.0%	3	30.0%	9	90.0%
Native Hawaiian or Pacific Islander																		
Unknown																		
Totals	7	70.0%	3	30.0%	10	100.0%							7	70.0%	3	30.0%	10	100.0%