

JOHN A. LOGAN COLLEGE

FY 2017 – 18

*John A. Logan College - Program Data Book
All Active Programs*



JOHN A. LOGAN COLLEGE

FY 2017 – 18

John A. Logan College - Program Data
Associate in Arts



Associate in Arts

Art

CIP Code: **50.0701**

Curriculum Code: **000AA0086**

**Art****Summer 2017**

CIP Code: 50.0701

Curriculum Code: 000AA0086

Program: AA

Total Enrollment:	7	100.0%	Male:	3	42.9%	FT:	4	57.1%	Avg Age:	21.9
Minority:	1	14.3%	Female:	4	57.1%	PT:	3	42.9%	Feeder Enrl:	3 42.9%

Feeder H.S. Enrollees

#	%
Carbondale	1 14.3%
Carterville	
Crab Orchard	
DuQuoin	1 14.3%
Elverado	
Herrin	1 14.3%
Johnston City	
Marion	
Murphysboro	
West Frankfort	
Trico	
Feeder H.S. Total	3 42.9%
Agape Christian	
GED	

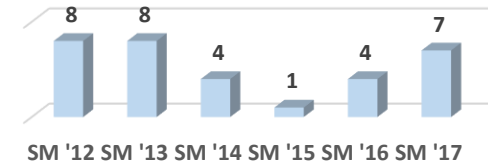
Age

#	%
< = 17	
18-20	4 57.1%
21-25	2 28.6%
26-30	1 14.3%
31-40	
41-50	
51-60	
61-70	
71-80	
81+	
Unk	
Total	7 100.0%
Avg	21.9
<21	4 57.1%
>=60	

Enrollments

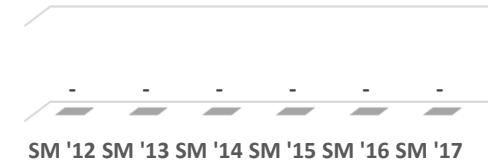
SM '12	8
SM '13	8
SM '14	4
SM '15	1
SM '16	4
SM '17	7

Enrollments

**Graduates**

SM '12	-
SM '13	-
SM '14	-
SM '15	-
SM '16	-
SM '17	-

Graduates



Demographics	Male						Female						Grand Total					
	Full-time		Part-time		Male Total		Full-time		Part-time		Female Total		Full-time		Part-time		Grand Total	
	#	%	#	%	#	%	#	%	#	%	#	%	#	%	#	%	#	%
Asian																		
American Indian / Alaskan Native																		
Black or African American									1	14.3%	1	14.3%			1	14.3%	1	14.3%
Hispanic																		
White	3	42.9%			3	42.9%	1	14.3%	2	28.6%	3	42.9%	4	57.1%	2	28.6%	6	85.7%
Native Hawaiian or Pacific Islander																		
Unknown																		
Totals	3	42.9%			3	42.9%	1	14.3%	3	42.9%	4	57.1%	4	57.1%	3	42.9%	7	100.0%

**Art**

CIP Code: 50.0701

Curriculum Code: 000AA0086

Program: AA

Fall 2017**Total Enrollment:** 6 100.0%**Male:** 3 50.0%**FT:** 5 83.3%**Avg Age:** 21.1**Minority:****Female:** 3 50.0%**PT:** 1 16.7%**Feeder Enrl:** 3 50.0%**Feeder H.S. Enrollees**

%

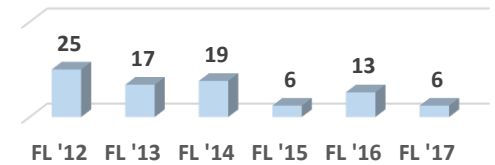
Carbondale		
Carterville		
Crab Orchard		
DuQuoin		
Elverado		
Herrin		
Johnston City		
Marion		
Murphysboro	1	16.7%
West Frankfort	2	33.3%
Trico		
Feeder H.S. Total	3	50.0%

Agape Christian
GED**Age** # %

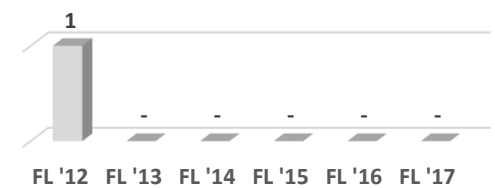
< = 17		
18-20	5	83.3%
21-25		
26-30	1	16.7%
31-40		
41-50		
51-60		
61-70		
71-80		
81+		
Unk		
Total	6	100.0%
Avg	21.1	
<21	5	83.3%
>=60		

Enrollments

FL '12	25
FL '13	17
FL '14	19
FL '15	6
FL '16	13
FL '17	6

Enrollments**Graduates**

FL '12	1
FL '13	-
FL '14	-
FL '15	-
FL '16	-
FL '17	-

Graduates

Demographics	Male						Female						Grand Total					
	Full-time		Part-time		Male Total		Full-time		Part-time		Female Total		Full-time		Part-time		Grand Total	
	#	%	#	%	#	%	#	%	#	%	#	%	#	%	#	%	#	%
Asian																		
American Indian / Alaskan Native																		
Black or African American																		
Hispanic																		
White	3	50.0%			3	50.0%	2	33.3%	1	16.7%	3	50.0%	5	83.3%	1	16.7%	6	100.0%
Native Hawaiian or Pacific Islander																		
Unknown																		
Totals	3	50.0%			3	50.0%	2	33.3%	1	16.7%	3	50.0%	5	83.3%	1	16.7%	6	100.0%

**Art**

CIP Code: 50.0701

Curriculum Code: 000AA0086

Program: AA

Spring 2018

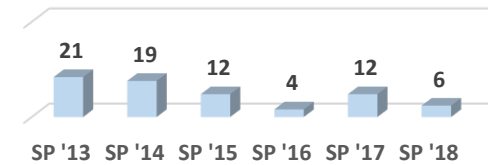
Total Enrollment:	6	100.0%	Male:	2	33.3%	FT:	3	50.0%	Avg Age:	27.3
Minority:			Female:	4	66.7%	PT:	3	50.0%	Feeder Enrl:	3 50.0%

Feeder H.S. Enrollees	#	%	Age	#	%
Carbondale			< = 17		
Carterville			18-20	4	66.7%
Crab Orchard	1	16.7%	21-25	1	16.7%
DuQuoin			26-30		
Elverado			31-40		
Herrin			41-50		
Johnston City			51-60		
Marion			61-70	1	16.7%
Murphysboro			71-80		
West Frankfort	2	33.3%	81+		
Trico			Unk		
Feeder H.S. Total	3	50.0%	Total	6	100.0%
			Avg	27.3	
Agape Christian			<21	4	66.7%
GED			>=60	1	16.7%

Enrollments

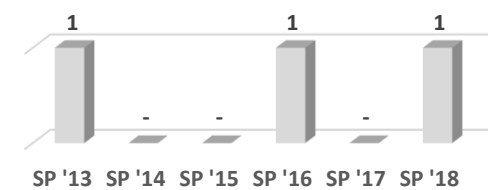
SP '13	21
SP '14	19
SP '15	12
SP '16	4
SP '17	12
SP '18	6

Enrollments

**Graduates**

SP '13	1
SP '14	-
SP '15	-
SP '16	1
SP '17	-
SP '18	1

Graduates



Demographics	Male						Female						Grand Total					
	Full-time		Part-time		Male Total		Full-time		Part-time		Female Total		Full-time		Part-time		Grand Total	
	#	%	#	%	#	%	#	%	#	%	#	%	#	%	#	%	#	%
Asian																		
American Indian / Alaskan Native																		
Black or African American																		
Hispanic																		
White	1	16.7%	1	16.7%	2	33.3%	2	33.3%	2	33.3%	4	66.7%	3	50.0%	3	50.0%	6	100.0%
Native Hawaiian or Pacific Islander																		
Unknown																		
Totals	1	16.7%	1	16.7%	2	33.3%	2	33.3%	2	33.3%	4	66.7%	3	50.0%	3	50.0%	6	100.0%

Associate in Arts

Art Education

CIP Code: **13.1302**

Curriculum Code: **000AA0086**



Art Education

Summer 2017

CIP Code: 13.1302

Curriculum Code: 000AA0086

Program: AA

Total Enrollment:

Male:

FT:

Avg Age:

Minority:

Female:

PT:

Feeder Enrl:

Feeder H.S. Enrollees

#

%

Carbondale	
Carterville	
Crab Orchard	
DuQuoin	
Elverado	
Herrin	
Johnston City	
Marion	
Murphysboro	
West Frankfort	
Trico	

Feeder H.S. Total

Agape Christian
GED

Age

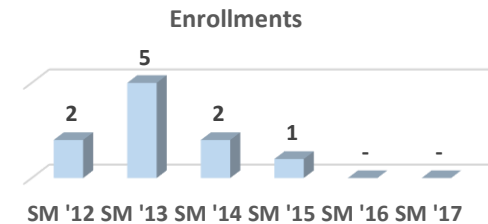
#

%

< = 17	
18-20	
21-25	
26-30	
31-40	
41-50	
51-60	
61-70	
71-80	
81+	
Unk	
Total	
Avg	
<21	
>60	

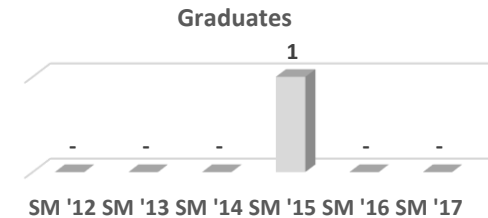
Enrollments

SM '12	2
SM '13	5
SM '14	2
SM '15	1
SM '16	-
SM '17	-



Graduates

SM '12	-
SM '13	-
SM '14	-
SM '15	1
SM '16	-
SM '17	-



Demographics	Male						Female						Grand Total					
	Full-time		Part-time		Male Total		Full-time		Part-time		Female Total		Full-time		Part-time		Grand Total	
	#	%	#	%	#	%	#	%	#	%	#	%	#	%	#	%	#	%
Asian																		
American Indian / Alaskan Native																		
Black or African American																		
Hispanic																		
White																		
Native Hawaiian or Pacific Islander																		
Unknown																		
Totals																		



Art Education

CIP Code: 13.1302

Curriculum Code:

000AA0086

Program:

AA

Fall 2017

Total Enrollment:

Male:

FT:

Avg Age:

Minority:

Female:

PT:

Feeder Enrl:

Feeder H.S. Enrollees

#

%

Carbondale
Carterville
Crab Orchard
DuQuoin
Elverado
Herrin
Johnston City
Marion
Murphysboro
West Frankfort
Trico

Feeder H.S. Total

Agape Christian
GED

Age

#

%

< = 17
18-20
21-25
26-30
31-40
41-50
51-60
61-70
71-80
81+
Unk

Total

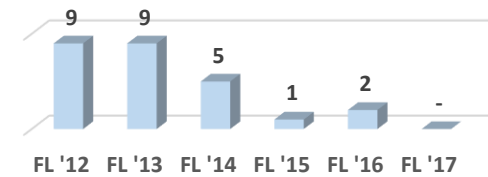
Avg

<21
>60

Enrollments

FL '12 9
FL '13 9
FL '14 5
FL '15 1
FL '16 2
FL '17 -

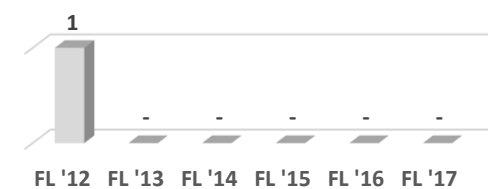
Enrollments



Graduates

FL '12 1
FL '13 -
FL '14 -
FL '15 -
FL '16 -
FL '17 -

Graduates



Demographics	Male						Female						Grand Total					
	Full-time		Part-time		Male Total		Full-time		Part-time		Female Total		Full-time		Part-time		Grand Total	
	#	%	#	%	#	%	#	%	#	%	#	%	#	%	#	%	#	%
Asian																		
American Indian / Alaskan Native																		
Black or African American																		
Hispanic																		
White																		
Native Hawaiian or Pacific Islander																		
Unknown																		
Totals																		



Art Education

CIP Code: 13.1302

Curriculum Code: 000AA0086

Program: AA

Spring 2018

Total Enrollment:
Minority:

Male:
Female:

FT:
PT:

Avg Age:
Feeder Enrl:

Feeder H.S. Enrollees

%

Carbondale	
Carterville	
Crab Orchard	
DuQuoin	
Elverado	
Herrin	
Johnston City	
Marion	
Murphysboro	
West Frankfort	
Trico	

Feeder H.S. Total

Agape Christian
GED

Age

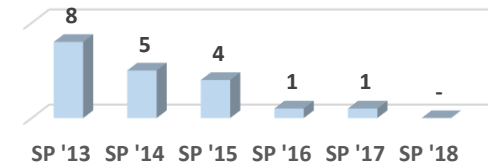
%

< = 17	
18-20	
21-25	
26-30	
31-40	
41-50	
51-60	
61-70	
71-80	
81+	
Unk	
Total	
Avg	
<21	
>60	

Enrollments

SP '13	8
SP '14	5
SP '15	4
SP '16	1
SP '17	1
SP '18	-

Enrollments



Graduates

SP '13	-
SP '14	-
SP '15	-
SP '16	-
SP '17	-
SP '18	-

Graduates



Demographics	Male						Female						Grand Total					
	Full-time		Part-time		Male Total		Full-time		Part-time		Female Total		Full-time		Part-time		Grand Total	
	#	%	#	%	#	%	#	%	#	%	#	%	#	%	#	%	#	%
Asian																		
American Indian / Alaskan Native																		
Black or African American																		
Hispanic																		
White																		
Native Hawaiian or Pacific Islander																		
Unknown																		
Totals																		

Associate in Arts

Associate Arts (General)

CIP Code: *24.0101*

Curriculum Code: *000AA0086*



Associate Arts (General)

Summer 2017

CIP Code: 24.0101

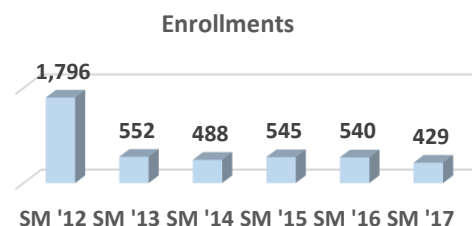
Curriculum Code: 000AA0086

Program: AA

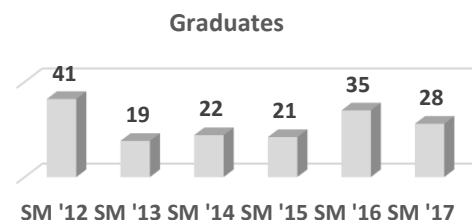
Total Enrollment:	429	100.0%	Male:	159	37.1%	FT:	156	36.4%	Avg Age:	24.6
Minority:	76	17.7%	Female:	270	62.9%	PT:	273	63.6%	Feeder Enrl:	220 51.3%

Feeder H.S. Enrollees			Age		
#	%		#	%	
Carbondale	32	7.5%	< = 17	9	2.1%
Carterville	29	6.8%	18-20	159	37.1%
Crab Orchard	5	1.2%	21-25	152	35.4%
DuQuoin	10	2.3%	26-30	50	11.7%
Elverado	2	0.5%	31-40	35	8.2%
Herrin	30	7.0%	41-50	14	3.3%
Johnston City	18	4.2%	51-60	9	2.1%
Marion	42	9.8%	61-70	1	0.2%
Murphysboro	18	4.2%	71-80		
West Frankfort	22	5.1%	81+		
Trico	12	2.8%	Unk		
Feeder H.S. Total	220	51.3%	Total	429	100.0%
Agape Christian	4	0.9%	Avg	24.6	
GED	23	5.4%	<21		
			>60	1	0.2%

Enrollments	
SM '12	1,796
SM '13	552
SM '14	488
SM '15	545
SM '16	540
SM '17	429



Graduates	
SM '12	41
SM '13	19
SM '14	22
SM '15	21
SM '16	35
SM '17	28



Demographics	Male						Female						Grand Total					
	Full-time		Part-time		Male Total		Full-time		Part-time		Female Total		Full-time		Part-time		Grand Total	
	#	%	#	%	#	%	#	%	#	%	#	%	#	%	#	%	#	%
Asian			3	0.7%	3	0.7%	1		2	0.5%	3	0.7%	1	0.2%	5	1.2%	6	1.4%
American Indian / Alaskan Native									1	0.2%	1	0.2%			1	0.2%	1	0.2%
Black or African American	15	3.5%	17	4.0%	32	7.5%	11		12	2.8%	23	5.4%	26	6.1%	29	6.8%	55	12.8%
Hispanic	2	0.5%	3	0.7%	5	1.2%	5		4	0.9%	9	2.1%	7	1.6%	7	1.6%	14	3.3%
White	39	9.1%	71	16.6%	110	25.6%	74		148	34.5%	222	51.7%	113	26.3%	219	51.0%	332	77.4%
Native Hawaiian or Pacific Islander																		
Unknown	4	0.9%	5	1.2%	9	2.1%	5	1.2%	7	1.6%	12	2.8%	9	2.1%	12	2.8%	21	4.9%
Totals	60	14.0%	99	23.1%	159	37.1%	96	22.4%	174	40.6%	270	62.9%	156	36.4%	273	63.6%	429	100.0%



Associate Arts (General)

Fall 2017

CIP Code: 24.0101

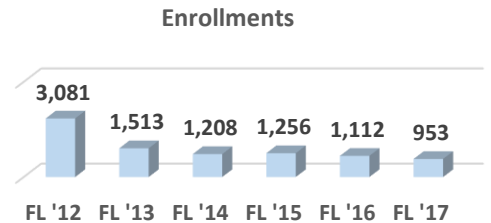
Curriculum Code: 000AA0086

Program: AA

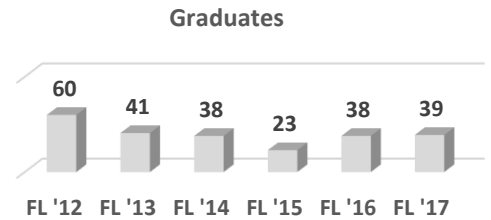
Total Enrollment:	953	100.0%	Male:	396	41.6%	FT:	546	57.3%	Avg Age:	24.7
Minority:	180	18.9%	Female:	557	58.4%	PT:	407	42.7%	Feeder Enrl:	527 55.3%

Feeder H.S. Enrollees			Age		
#	%		#	%	
Carbondale	84	8.8%	< = 17	15	1.6%
Carterville	67	7.0%	18-20	483	50.7%
Crab Orchard	19	2.0%	21-25	234	24.6%
DuQuoin	33	3.5%	26-30	80	8.4%
Elverado	14	1.5%	31-40	68	7.1%
Herrin	76	8.0%	41-50	30	3.1%
Johnston City	33	3.5%	51-60	15	1.6%
Marion	104	10.9%	61-70	11	1.2%
Murphysboro	48	5.0%	71-80	7	0.7%
West Frankfort	33	3.5%	81+	3	0.3%
Trico	16	1.7%	Unk	7	0.7%
Feeder H.S. Total	527	55.3%	Total	953	100.0%
Agape Christian	8	0.8%	Avg	24.7	
GED	35	3.7%	<21	498	52.3%
			>60	21	2.2%

Enrollments	
FL '12	3,081
FL '13	1,513
FL '14	1,208
FL '15	1,256
FL '16	1,112
FL '17	953



Graduates	
FL '12	60
FL '13	41
FL '14	38
FL '15	23
FL '16	38
FL '17	39



Demographics	Male						Female						Grand Total					
	Full-time		Part-time		Male Total		Full-time		Part-time		Female Total		Full-time		Part-time		Grand Total	
	#	%	#	%	#	%	#	%	#	%	#	%	#	%	#	%	#	%
Asian	4	0.4%			4	0.4%	1	0.1%	8	0.8%	9	0.9%	5	0.5%	8	0.8%	13	1.4%
American Indian / Alaskan Native							1	0.1%			1	0.1%	1	0.1%			1	0.1%
Black or African American	41	4.3%	20	2.1%	61	6.4%	52	5.5%	28	2.9%	80	8.4%	93	9.8%	48	5.0%	141	14.8%
Hispanic	7	0.7%	2	0.2%	9	0.9%	4	0.4%	7	0.7%	11	1.2%	11	1.2%	9	0.9%	20	2.1%
White	184	19.3%	112	11.8%	296	31.1%	226	23.7%	201	21.1%	427	44.8%	410	43.0%	313	32.8%	723	75.9%
Native Hawaiian or Pacific Islander	1	0.1%	2	0.2%	3	0.3%	1	0.1%	1	0.1%	2	0.2%	2	0.2%	3	0.3%	5	0.5%
Unknown	8	0.8%	15	1.6%	23	2.4%	16	1.7%	11	1.2%	27	2.8%	24	2.5%	26	2.7%	50	5.2%
Totals	245	25.7%	151	15.8%	396	41.6%	301	31.6%	256	26.9%	557	58.4%	546	57.3%	407	42.7%	953	100.0%



Associate Arts (General)

Spring 2018

CIP Code: 24.0101

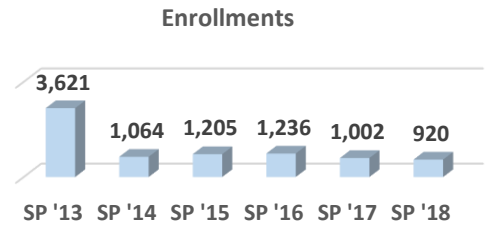
Curriculum Code: 000AA0086

Program: AA

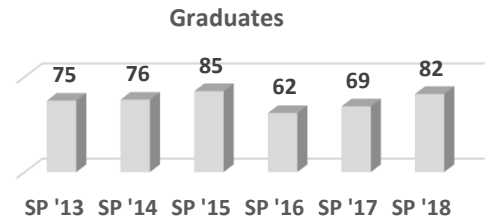
Total Enrollment:	920	100.0%	Male:	390	42.4%	FT:	493	53.6%	Avg Age:	24.8
Minority:	179	19.5%	Female:	530	57.6%	PT:	427	46.4%	Feeder Enrl:	490 53.3%

Feeder H.S. Enrollees			Age		
#	%		#	%	
Carbondale	84	9.1%	< = 17	19	2.1%
Carterville	52	5.7%	18-20	444	48.3%
Crab Orchard	11	1.2%	21-25	231	25.1%
DuQuoin	35	3.8%	26-30	77	8.4%
Elverado	18	2.0%	31-40	81	8.8%
Herrin	73	7.9%	41-50	30	3.3%
Johnston City	28	3.0%	51-60	15	1.6%
Marion	106	11.5%	61-70	10	1.1%
Murphysboro	42	4.6%	71-80	8	0.9%
West Frankfort	28	3.0%	81+	1	0.1%
Trico	13	1.4%	Unk	4	0.4%
Feeder H.S. Total	490	53.3%	Total	920	100.0%
Agape Christian	8	0.9%	Avg	24.8	
GED	41	4.5%	<21	463	50.3%
			>60	19	2.1%

Enrollments	
SP '13	3,621
SP '14	1,064
SP '15	1,205
SP '16	1,236
SP '17	1,002
SP '18	920



Graduates	
SP '13	75
SP '14	76
SP '15	85
SP '16	62
SP '17	69
SP '18	82



Demographics	Male						Female						Grand Total					
	Full-time		Part-time		Male Total		Full-time		Part-time		Female Total		Full-time		Part-time		Grand Total	
	#	%	#	%	#	%	#	%	#	%	#	%	#	%	#	%	#	%
Asian	3	0.3%	1	0.1%	4	0.4%	3		7	0.8%	10	1.1%	6	0.7%	8	0.9%	14	1.5%
American Indian / Alaskan Native									1	0.1%	1	0.1%			1	0.1%	1	0.1%
Black or African American	43	4.7%	19	2.1%	62	6.7%	49		26	2.8%	75	8.2%	92	10.0%	45	4.9%	137	14.9%
Hispanic	3	0.3%	6	0.7%	9	1.0%	6		7	0.8%	13	1.4%	9	1.0%	13	1.4%	22	2.4%
White	173	18.8%	116	12.6%	289	31.4%	193		214	23.3%	407	44.2%	366	39.8%	330	35.9%	696	75.7%
Native Hawaiian or Pacific Islander	2	0.2%	2	0.2%	4	0.4%	1	0.1%			1	0.1%	3	0.3%	2	0.2%	5	0.5%
Unknown	10	1.1%	12	1.3%	22	2.4%	7	0.8%	16	1.7%	23	2.5%	17	1.8%	28	3.0%	45	4.9%
Totals	234	25.4%	156	17.0%	390	42.4%	259	28.2%	271	29.5%	530	57.6%	493	53.6%	427	46.4%	920	100.0%

Associate in Arts

Business

CIP Code: **52.0201**

Curriculum Code: **000AA0086**



Business

Summer 2017

CIP Code: 52.0201

Curriculum Code: 000AA0086

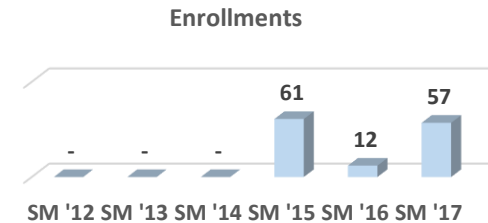
Program: AA

Total Enrollment:	57	100.0%	Male:	22	38.6%	FT:	30	52.6%	Avg Age:	23.7
Minority:	13	22.8%	Female:	35	61.4%	PT:	27	47.4%	Feeder Enrl:	26 45.6%

Feeder H.S. Enrollees			Age		
#	%		#	%	
Carbondale	4	7.0%	< = 17	1	1.8%
Carterville	2	3.5%	18-20	23	40.4%
Crab Orchard			21-25	19	33.3%
DuQuoin			26-30	9	15.8%
Elverado	1	1.8%	31-40	3	5.3%
Herrin	2	3.5%	41-50	2	3.5%
Johnston City	1	1.8%	51-60		
Marion	6	10.5%	61-70		
Murphysboro	4	7.0%	71-80		
West Frankfort	6	10.5%	81+		
Trico			Unk		
Feeder H.S. Total	26	45.6%	Total	57	100.0%
Agape Christian			Avg	23.7	
GED	2	3.5%	<21	24	42.1%
			>60		

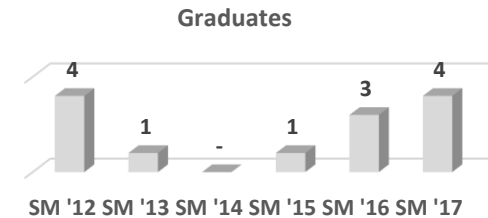
Enrollments

SM '12	-
SM '13	-
SM '14	-
SM '15	61
SM '16	12
SM '17	57



Graduates

SM '12	4
SM '13	1
SM '14	-
SM '15	1
SM '16	3
SM '17	4



Demographics	Male						Female						Grand Total					
	Full-time		Part-time		Male Total		Full-time		Part-time		Female Total		Full-time		Part-time		Grand Total	
	#	%	#	%	#	%	#	%	#	%	#	%	#	%	#	%	#	%
Asian							1	1.8%			1	1.8%	1	1.8%			1	1.8%
American Indian / Alaskan Native																		
Black or African American	2	3.5%	2	3.5%	4	7.0%	5	8.8%	1	1.8%	6	10.5%	7	12.3%	3	5.3%	10	17.5%
Hispanic			2	3.5%	2	3.5%									2	3.5%	2	3.5%
White	8	14.0%	8	14.0%	16	28.1%	11	19.3%	14	24.6%	25	43.9%	19	33.3%	22	38.6%	41	71.9%
Native Hawaiian or Pacific Islander																		
Unknown							3	5.3%			3	5.3%	3	5.3%			3	5.3%
Totals	10	17.5%	12	21.1%	22	38.6%	20	35.1%	15	26.3%	35	61.4%	30	52.6%	27	47.4%	57	100.0%



Business

Fall 2017

CIP Code: 52.0201

Curriculum Code: 000AA0086

Program: AA

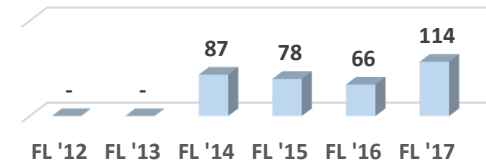
Total Enrollment:	114	100.0%	Male:	63	55.3%	FT:	87	76.3%	Avg Age:	23.7
Minority:	26	22.8%	Female:	51	44.7%	PT:	27	23.7%	Feeder Enrl:	47 41.2%

Feeder H.S. Enrollees	#	%	Age	#	%
Carbondale	10	8.8%	< = 17	1	0.9%
Carterville	5	4.4%	18-20	62	54.4%
Crab Orchard			21-25	28	24.6%
DuQuoin	1	0.9%	26-30	12	10.5%
Elverado	1	0.9%	31-40	5	4.4%
Herrin	7	6.1%	41-50	4	3.5%
Johnston City	1	0.9%	51-60	1	0.9%
Marion	11	9.6%	61-70	1	0.9%
Murphysboro	4	3.5%	71-80		
West Frankfort	5	4.4%	81+		
Trico	2	1.8%	Unk		
Feeder H.S. Total	47	41.2%	Total	114	100.0%
Agape Christian	1	0.9%	Avg	23.7	
GED	9	7.9%	<21	63	55.3%
			>60	1	0.9%

Enrollments

FL '12	-
FL '13	-
FL '14	87
FL '15	78
FL '16	66
FL '17	114

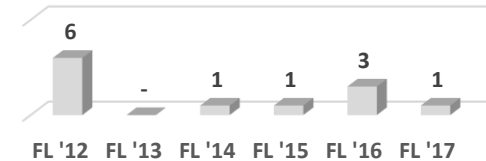
Enrollments



Graduates

FL '12	6
FL '13	-
FL '14	1
FL '15	1
FL '16	3
FL '17	1

Graduates



Demographics	Male						Female						Grand Total					
	Full-time		Part-time		Male Total		Full-time		Part-time		Female Total		Full-time		Part-time		Grand Total	
	#	%	#	%	#	%	#	%	#	%	#	%	#	%	#	%	#	%
Asian	1	0.9%			1	0.9%	1	0.9%			1	0.9%	2	1.8%			2	1.8%
American Indian / Alaskan Native							1	0.9%			1	0.9%	1	0.9%			1	0.9%
Black or African American	9	7.9%	2	1.8%	11	9.6%	5	4.4%	3	2.6%	8	7.0%	14	12.3%	5	4.4%	19	16.7%
Hispanic	3	2.6%			3	2.6%	1	0.9%			1	0.9%	4	3.5%			4	3.5%
White	33	28.9%	13	11.4%	46	40.4%	29	25.4%	8	7.0%	37	32.5%	62	54.4%	21	18.4%	83	72.8%
Native Hawaiian or Pacific Islander																		
Unknown	2	1.8%			2	1.8%	2	1.8%	1	0.9%	3	2.6%	4	3.5%	1	0.9%	5	4.4%
Totals	48	42.1%	15	13.2%	63	55.3%	39	34.2%	12	10.5%	51	44.7%	87	76.3%	27	23.7%	114	100.0%



Business

CIP Code: 52.0201

Curriculum Code: 000AA0086

Program: AA

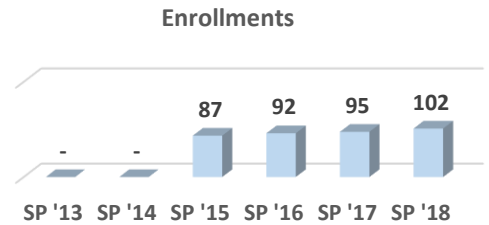
Spring 2018

Total Enrollment:	102	100.0%	Male:	55	53.9%	FT:	69	67.6%	Avg Age:	22.3
Minority:	29	28.4%	Female:	47	46.1%	PT:	33	32.4%	Feeder Enrl:	46 45.1%

Feeder H.S. Enrollees			Age		
#	%		#	%	
Carbondale	8	7.8%	< = 17	1	1.0%
Carterville	7	6.9%	18-20	53	52.0%
Crab Orchard			21-25	30	29.4%
DuQuoin	3	2.9%	26-30	13	12.7%
Elverado			31-40	1	1.0%
Herrin	8	7.8%	41-50	2	2.0%
Johnston City	1	1.0%	51-60	1	1.0%
Marion	11	10.8%	61-70		
Murphysboro	2	2.0%	71-80		
West Frankfort	4	3.9%	81+		
Trico	2	2.0%	Unk	1	1.0%
Feeder H.S. Total	46	45.1%	Total	102	100.0%
Agape Christian	1	1.0%	Avg	22.3	
GED	7	6.9%	<21	54	52.9%
			>60		

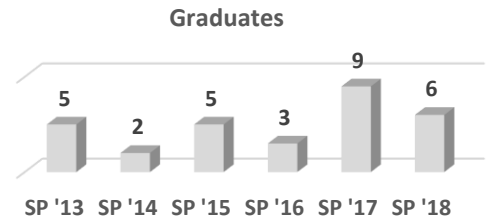
Enrollments

SP '13	-
SP '14	-
SP '15	87
SP '16	92
SP '17	95
SP '18	102



Graduates

SP '13	5
SP '14	2
SP '15	5
SP '16	3
SP '17	9
SP '18	6



Demographics	Male						Female						Grand Total					
	Full-time		Part-time		Male Total		Full-time		Part-time		Female Total		Full-time		Part-time		Grand Total	
	#	%	#	%	#	%	#	%	#	%	#	%	#	%	#	%	#	%
Asian									1	1.0%	1	1.0%			1	1.0%	1	1.0%
American Indian / Alaskan Native																		
Black or African American	8	7.8%	6	5.9%	14	13.7%	5	4.9%	4	3.9%	9	8.8%	13	12.7%	10	9.8%	23	22.5%
Hispanic	3	2.9%			3	2.9%	1	1.0%			1	1.0%	4	3.9%			4	3.9%
White	26	25.5%	9	8.8%	35	34.3%	23	22.5%	13	12.7%	36	35.3%	49	48.0%	22	21.6%	71	69.6%
Native Hawaiian or Pacific Islander	1	1.0%			1	1.0%							1	1.0%			1	1.0%
Unknown	2	2.0%			2	2.0%							2	2.0%			2	2.0%
Totals	40	39.2%	15	14.7%	55	53.9%	29	28.4%	18	17.6%	47	46.1%	69	67.6%	33	32.4%	102	100.0%

Associate in Arts

Business Education

CIP Code: *13.1303*

Curriculum Code: *000AA0086*



Business Education

Summer 2017

CIP Code: 13.1303

Curriculum Code: 000AA0086

Program: AA

Total Enrollment:
Minority:

Male:
Female:

FT:
PT:

Avg Age:
Feeder Enrl:

Feeder H.S. Enrollees

%

Carbondale	
Carterville	
Crab Orchard	
DuQuoin	
Elverado	
Herrin	
Johnston City	
Marion	
Murphysboro	
West Frankfort	
Trico	

Feeder H.S. Total

Agape Christian
GED

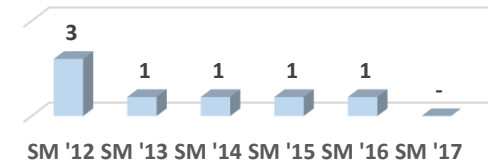
Age # %

< = 17	
18-20	
21-25	
26-30	
31-40	
41-50	
51-60	
61-70	
71-80	
81+	
Unk	
Total	
Avg	
<21	
>60	

Enrollments

SM '12	3
SM '13	1
SM '14	1
SM '15	1
SM '16	1
SM '17	-

Enrollments



Graduates

SM '12	-
SM '13	-
SM '14	-
SM '15	-
SM '16	-
SM '17	-

Graduates



Demographics	Male						Female						Grand Total					
	Full-time		Part-time		Male Total		Full-time		Part-time		Female Total		Full-time		Part-time		Grand Total	
	#	%	#	%	#	%	#	%	#	%	#	%	#	%	#	%	#	%
Asian																		
American Indian / Alaskan Native																		
Black or African American																		
Hispanic																		
White																		
Native Hawaiian or Pacific Islander																		
Unknown																		
Totals																		



Business Education

Fall 2017

CIP Code: 13.1303

Curriculum Code: 000AA0086

Program: AA

Total Enrollment: 3 100.0%

Male: 1 33.3%

FT: 1 33.3%

Avg Age: 22.0

Minority:

Female: 2 66.7%

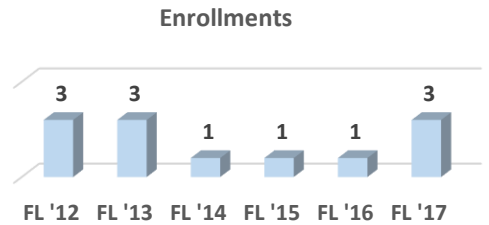
PT: 2 66.7%

Feeder Enrl: 2 66.7%

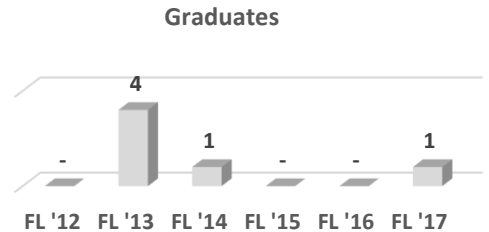
Feeder H.S. Enrollees	#	%
Carbondale		
Carterville		
Crab Orchard		
DuQuoin	2	66.7%
Elverado		
Herrin		
Johnston City		
Marion		
Murphysboro		
West Frankfort		
Trico		
Feeder H.S. Total	2	66.7%
Agape Christian		
GED		

Age	#	%
< = 17		
18-20	1	33.3%
21-25	2	66.7%
26-30		
31-40		
41-50		
51-60		
61-70		
71-80		
81+		
Unk		
Total	3	100.0%
Avg	22.0	
<21	1	33.3%
>60		

Enrollments	#
FL '12	3
FL '13	3
FL '14	1
FL '15	1
FL '16	1
FL '17	3



Graduates	#
FL '12	-
FL '13	4
FL '14	1
FL '15	-
FL '16	-
FL '17	1



Demographics	Male						Female						Grand Total					
	Full-time		Part-time		Male Total		Full-time		Part-time		Female Total		Full-time		Part-time		Grand Total	
	#	%	#	%	#	%	#	%	#	%	#	%	#	%	#	%	#	%
Asian																		
American Indian / Alaskan Native																		
Black or African American																		
Hispanic																		
White									2	66.7%	2	66.7%			2	66.7%	2	66.7%
Native Hawaiian or Pacific Islander																		
Unknown	1	33.3%			1	33.3%							1	33.3%			1	33.3%
Totals	1	33.3%			1	33.3%			2	66.7%	2	66.7%	1	33.3%	2	66.7%	3	100.0%



Business Education

Spring 2018

CIP Code: 13.1303

Curriculum Code: 000AA0086

Program: AA

Total Enrollment: 2 100.0%

Male: 2 100.0%

FT: 1 50.0%

Avg Age: 30.7

Minority:

Female:

PT: 1 50.0%

Feeder Enrl:

Feeder H.S. Enrollees

%

Carbondale	
Carterville	
Crab Orchard	
DuQuoin	
Elverado	
Herrin	
Johnston City	
Marion	
Murphysboro	
West Frankfort	
Trico	

Feeder H.S. Total

Agape Christian
GED

Age # %

< = 17		
18-20		
21-25		
26-30	1	50.0%
31-40	1	50.0%
41-50		
51-60		
61-70		
71-80		
81+		
Unk		

Total 2 100.0%

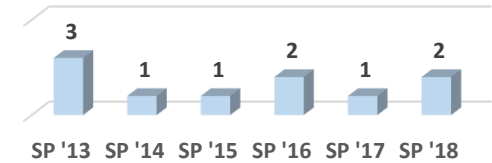
Avg 30.7

<21
>60

Enrollments

SP '13	3
SP '14	1
SP '15	1
SP '16	2
SP '17	1
SP '18	2

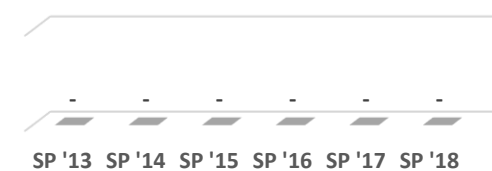
Enrollments



Graduates

SP '13	-
SP '14	-
SP '15	-
SP '16	-
SP '17	-
SP '18	-

Graduates



Demographics	Male						Female						Grand Total					
	Full-time		Part-time		Male Total		Full-time		Part-time		Female Total		Full-time		Part-time		Grand Total	
	#	%	#	%	#	%	#	%	#	%	#	%	#	%	#	%	#	%
Asian																		
American Indian / Alaskan Native																		
Black or African American																		
Hispanic																		
White	1	50.0%			1	50.0%							1	50.0%			1	50.0%
Native Hawaiian or Pacific Islander																		
Unknown			1	50.0%	1	50.0%									1	50.0%	1	50.0%
Totals	1	50.0%	1	50.0%	2	100.0%							1	50.0%	1	50.0%	2	100.0%

Associate in Arts

Early Childhood Education

CIP Code: **13.1210**

Curriculum Code: **000AA0086**



Early Childhood Education

Summer 2017

CIP Code: 13.1210

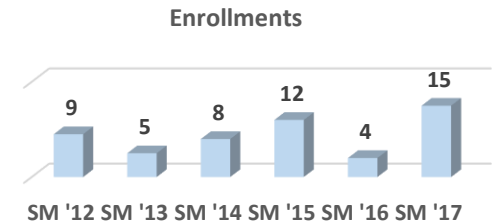
Curriculum Code: 000AA0086

Program: AA

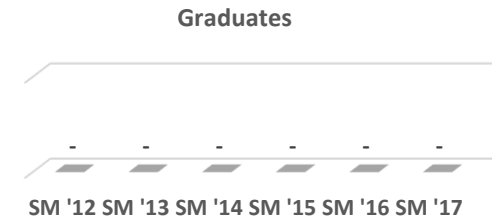
Total Enrollment:	15	100.0%	Male:		FT:	10	66.7%	Avg Age:	27.9		
Minority:	4	26.7%	Female:	15	100.0%	PT:	5	33.3%	Feeder Enrl:	6	40.0%

Feeder H.S. Enrollees	#	%	Age	#	%
Carbondale			< = 17	1	6.7%
Carterville	2	13.3%	18-20	2	13.3%
Crab Orchard			21-25	5	33.3%
DuQuoin			26-30	3	20.0%
Elverado			31-40	3	20.0%
Herrin	1	6.7%	41-50	1	6.7%
Johnston City	1	6.7%	51-60		
Marion			61-70		
Murphysboro	1	6.7%	71-80		
West Frankfort	1	6.7%	81+		
Trico			Unk		
Feeder H.S. Total	6	40.0%	Total	15	100.0%
Agape Christian			Avg	27.9	
GED	3	20.0%	<21	3	20.0%
			>60		

Enrollments	
SM '12	9
SM '13	5
SM '14	8
SM '15	12
SM '16	4
SM '17	15



Graduates	
SM '12	-
SM '13	-
SM '14	-
SM '15	-
SM '16	-
SM '17	-



Demographics	Male						Female						Grand Total					
	Full-time		Part-time		Male Total		Full-time		Part-time		Female Total		Full-time		Part-time		Grand Total	
	#	%	#	%	#	%	#	%	#	%	#	%	#	%	#	%	#	%
Asian							2	13.3%			2	13.3%	2	13.3%			2	13.3%
American Indian / Alaskan Native																		
Black or African American									2	13.3%	2	13.3%			2	13.3%	2	13.3%
Hispanic																		
White							8	53.3%	3	20.0%	11	73.3%	8	53.3%	3	20.0%	11	73.3%
Native Hawaiian or Pacific Islander																		
Unknown																		
Totals							10	66.7%	5	33.3%	15	100.0%	10	66.7%	5	33.3%	15	100.0%



Early Childhood Education

Fall 2017

CIP Code: 13.1210

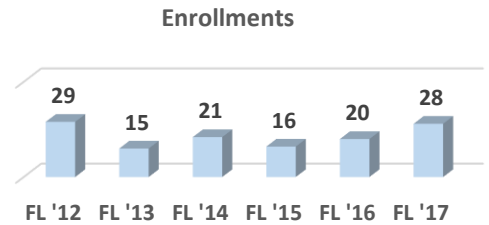
Curriculum Code: 000AA0086

Program: AA

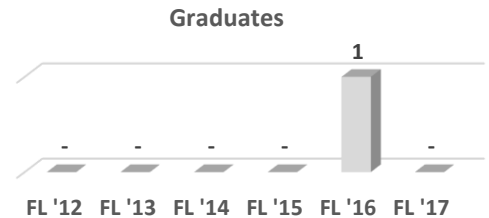
Total Enrollment:	28	100.0%	Male:		FT:	19	67.9%	Avg Age:	24.9		
Minority:	3	10.7%	Female:	28	100.0%	PT:	9	32.1%	Feeder Enrl:	16	57.1%

Feeder H.S. Enrollees	#	%	Age	#	%
Carbondale	1	3.6%	< = 17		
Carterville	2	7.1%	18-20	12	42.9%
Crab Orchard			21-25	7	25.0%
DuQuoin			26-30	4	14.3%
Elverado			31-40	4	14.3%
Herrin	6	21.4%	41-50	1	3.6%
Johnston City	1	3.6%	51-60		
Marion	1	3.6%	61-70		
Murphysboro	4	14.3%	71-80		
West Frankfort	1	3.6%	81+		
Trico			Unk		
Feeder H.S. Total	16	57.1%	Total	28	100.0%
Agape Christian			Avg	24.9	
GED	3	10.7%	<21	12	42.9%
			>60		

Enrollments	
FL '12	29
FL '13	15
FL '14	21
FL '15	16
FL '16	20
FL '17	28



Graduates	
FL '12	-
FL '13	-
FL '14	-
FL '15	-
FL '16	1
FL '17	-



Demographics	Male						Female						Grand Total					
	Full-time		Part-time		Male Total		Full-time		Part-time		Female Total		Full-time		Part-time		Grand Total	
	#	%	#	%	#	%	#	%	#	%	#	%	#	%	#	%	#	%
Asian							1	3.6%			1	3.6%	1	3.6%			1	3.6%
American Indian / Alaskan Native																		
Black or African American							2	7.1%			2	7.1%	2	7.1%			2	7.1%
Hispanic																		
White							16	57.1%	9	32.1%	25	89.3%	16	57.1%	9	32.1%	25	89.3%
Native Hawaiian or Pacific Islander																		
Unknown																		
Totals							19	67.9%	9	32.1%	28	100.0%	19	67.9%	9	32.1%	28	100.0%



Early Childhood Education

Spring 2018

CIP Code: 13.1210

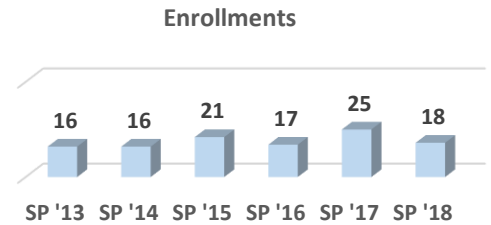
Curriculum Code: 000AA0086

Program: AA

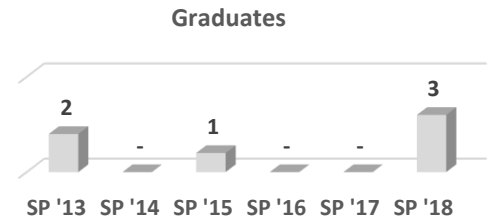
Total Enrollment:	18	100.0%	Male:		FT:	12	66.7%	Avg Age:	24.1		
Minority:	4	22.2%	Female:	18	100.0%	PT:	6	33.3%	Feeder Enrl:	10	55.6%

Feeder H.S. Enrollees	#	%	Age	#	%
Carbondale	1	5.6%	< = 17		
Carterville	1	5.6%	18-20	7	38.9%
Crab Orchard			21-25	7	38.9%
DuQuoin	1	5.6%	26-30	1	5.6%
Elverado			31-40	2	11.1%
Herrin	4	22.2%	41-50	1	5.6%
Johnston City	1	5.6%	51-60		
Marion			61-70		
Murphysboro	1	5.6%	71-80		
West Frankfort	1	5.6%	81+		
Trico			Unk		
Feeder H.S. Total	10	55.6%	Total	18	100.0%
Agape Christian			Avg	24.1	
GED	1	5.6%	<21	7	38.9%
			>60		

Enrollments	
SP '13	16
SP '14	16
SP '15	21
SP '16	17
SP '17	25
SP '18	18



Graduates	
SP '13	2
SP '14	-
SP '15	1
SP '16	-
SP '17	-
SP '18	3



Demographics	Male						Female						Grand Total					
	Full-time		Part-time		Male Total		Full-time		Part-time		Female Total		Full-time		Part-time		Grand Total	
	#	%	#	%	#	%	#	%	#	%	#	%	#	%	#	%	#	%
Asian							1	5.6%			1	5.6%	1	5.6%			1	5.6%
American Indian / Alaskan Native																		
Black or African American							2	11.1%			2	11.1%	2	11.1%			2	11.1%
Hispanic									1	5.6%	1	5.6%			1	5.6%	1	5.6%
White							9	50.0%	5	27.8%	14	77.8%	9	50.0%	5	27.8%	14	77.8%
Native Hawaiian or Pacific Islander																		
Unknown																		
Totals							12	66.7%	6	33.3%	18	100.0%	12	66.7%	6	33.3%	18	100.0%

Associate in Arts

Economics

CIP Code: *45.0601*

Curriculum Code: *000AA0086*



Economics

Summer 2017

CIP Code: 45.0601

Curriculum Code: 000AA0086

Program: AA

Total Enrollment: 2 100.0%
Minority: 1 50.0%

Male: 2 100.0%
Female:

FT: 1 50.0%
PT: 1 50.0%

Avg Age: 31.0
Feeder Enrl:

Feeder H.S. Enrollees

%

Carbondale	
Carterville	
Crab Orchard	
DuQuoin	
Elverado	
Herrin	
Johnston City	
Marion	
Murphysboro	
West Frankfort	
Trico	

Feeder H.S. Total

Agape Christian
GED

Age # %

< = 17		
18-20		
21-25	1	50.0%
26-30		
31-40	1	50.0%
41-50		
51-60		
61-70		
71-80		
81+		
Unk		

Total 2 100.0%

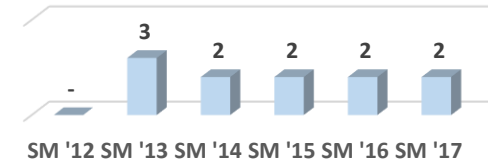
Avg 31.0

<21
>60

Enrollments

SM '12	-
SM '13	3
SM '14	2
SM '15	2
SM '16	2
SM '17	2

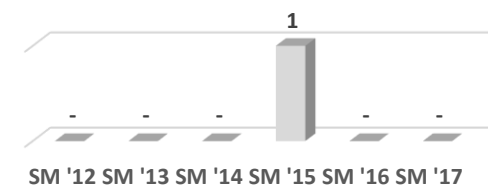
Enrollments



Graduates

SM '12	-
SM '13	-
SM '14	-
SM '15	1
SM '16	-
SM '17	-

Graduates



Demographics	Male						Female						Grand Total					
	Full-time		Part-time		Male Total		Full-time		Part-time		Female Total		Full-time		Part-time		Grand Total	
	#	%	#	%	#	%	#	%	#	%	#	%	#	%	#	%	#	%
Asian																		
American Indian / Alaskan Native																		
Black or African American																		
Hispanic																		
White	1	50.0%			1	50.0%							1	50.0%			1	50.0%
Native Hawaiian or Pacific Islander			1	50.0%	1	50.0%									1	50.0%	1	50.0%
Unknown																		
Totals	1	50.0%	1	50.0%	2	100.0%							1	50.0%	1	50.0%	2	100.0%



Economics

Fall 2017

CIP Code: 45.0601

Curriculum Code: 000AA0086

Program: AA

Total Enrollment: 1 100.0%
Minority:

Male: 1 100.0%
Female:

FT: 1 100.0%
PT:

Avg Age: 18.3
Feeder Enrl:

Feeder H.S. Enrollees

%

Carbondale	
Carterville	
Crab Orchard	
DuQuoin	
Elverado	
Herrin	
Johnston City	
Marion	
Murphysboro	
West Frankfort	
Trico	

Feeder H.S. Total

Agape Christian
GED

Age

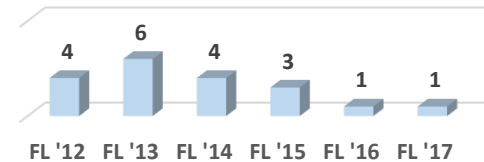
%

< = 17	
18-20	1 100.0%
21-25	
26-30	
31-40	
41-50	
51-60	
61-70	
71-80	
81+	
Unk	
Total	1 100.0%
Avg	18.3
<21	1 100.0%
>60	

Enrollments

FL '12	4
FL '13	6
FL '14	4
FL '15	3
FL '16	1
FL '17	1

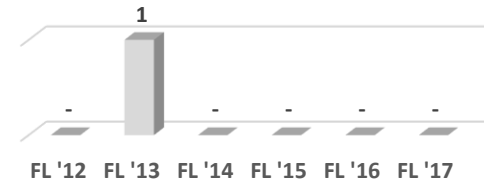
Enrollments



Graduates

FL '12	-
FL '13	1
FL '14	-
FL '15	-
FL '16	-
FL '17	-

Graduates



Demographics	Male						Female						Grand Total					
	Full-time		Part-time		Male Total		Full-time		Part-time		Female Total		Full-time		Part-time		Grand Total	
	#	%	#	%	#	%	#	%	#	%	#	%	#	%	#	%	#	%
Asian																		
American Indian / Alaskan Native																		
Black or African American																		
Hispanic																		
White	1	100.0%			1	100.0%							1	100.0%			1	100.0%
Native Hawaiian or Pacific Islander																		
Unknown																		
Totals	1	100.0%			1	100.0%							1	100.0%			1	100.0%



Economics

Spring 2018

CIP Code: 45.0601

Curriculum Code: 000AA0086

Program: AA

Total Enrollment: 2 100.0%

Male: 1 50.0%

FT: 2 100.0%

Avg Age: 30.8

Minority:

Female: 1 50.0%

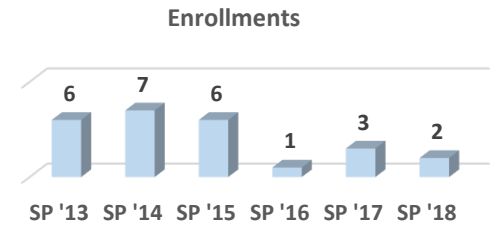
PT:

Feeder Enrl: 1 50.0%

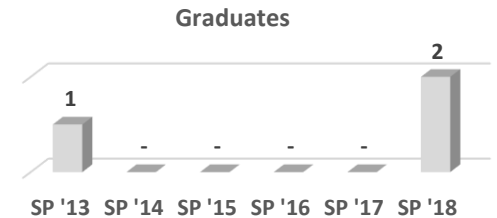
Feeder H.S. Enrollees	#	%
Carbondale		
Carterville		
Crab Orchard		
DuQuoin	1	50.0%
Elverado		
Herrin		
Johnston City		
Marion		
Murphysboro		
West Frankfort		
Trico		
Feeder H.S. Total	1	50.0%
Agape Christian		
GED		

Age	#	%
< = 17		
18-20		
21-25	1	50.0%
26-30		
31-40	1	50.0%
41-50		
51-60		
61-70		
71-80		
81+		
Unk		
Total	2	100.0%
Avg	30.8	
<21		
>60		

Enrollments	
SP '13	6
SP '14	7
SP '15	6
SP '16	1
SP '17	3
SP '18	2



Graduates	
SP '13	1
SP '14	-
SP '15	-
SP '16	-
SP '17	-
SP '18	2



Demographics	Male						Female						Grand Total					
	Full-time		Part-time		Male Total		Full-time		Part-time		Female Total		Full-time		Part-time		Grand Total	
	#	%	#	%	#	%	#	%	#	%	#	%	#	%	#	%	#	%
Asian																		
American Indian / Alaskan Native																		
Black or African American																		
Hispanic																		
White			1	50.0%	1	50.0%			1	50.0%	1	50.0%			2	100.0%	2	100.0%
Native Hawaiian or Pacific Islander																		
Unknown																		
Totals			1	50.0%	1	50.0%			1	50.0%	1	50.0%			2	100.0%	2	100.0%

Associate in Arts

Elementary Education

CIP Code: **13.1202**

Curriculum Code: **000AA0086**



Elementary Education

Summer 2017

CIP Code: 13.1202

Curriculum Code: 000AA0086

Program: AA

Total Enrollment: 17 100.0%

Male: 1 5.9%

FT: 5 29.4%

Avg Age: 22.6

Minority:

Female: 16 94.1%

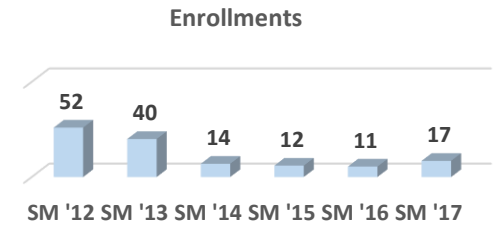
PT: 12 70.6%

Feeder Enrl: 10 58.8%

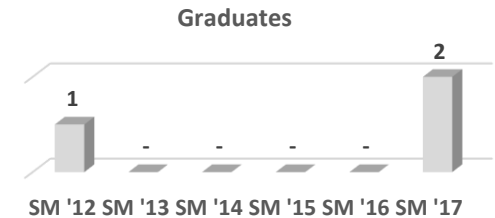
Feeder H.S. Enrollees	#	%
Carbondale		
Carterville	2	11.8%
Crab Orchard	1	5.9%
DuQuoin	1	5.9%
Elverado		
Herrin	2	11.8%
Johnston City	1	5.9%
Marion	2	11.8%
Murphysboro		
West Frankfort	1	5.9%
Trico		
Feeder H.S. Total	10	58.8%
Agape Christian		
GED		

Age	#	%
< = 17		
18-20	7	41.2%
21-25	9	52.9%
26-30		
31-40		
41-50	1	5.9%
51-60		
61-70		
71-80		
81+		
Unk		
Total	17	100.0%
Avg	22.6	
<21	7	41.2%
>60		

Enrollments	
SM '12	52
SM '13	40
SM '14	14
SM '15	12
SM '16	11
SM '17	17



Graduates	
SM '12	1
SM '13	-
SM '14	-
SM '15	-
SM '16	-
SM '17	2



Demographics	Male						Female						Grand Total					
	Full-time		Part-time		Male Total		Full-time		Part-time		Female Total		Full-time		Part-time		Grand Total	
	#	%	#	%	#	%	#	%	#	%	#	%	#	%	#	%	#	%
Asian																		
American Indian / Alaskan Native																		
Black or African American																		
Hispanic																		
White			1	5.9%	1	5.9%	5	29.4%	10	58.8%	15	88.2%	5	29.4%	11	64.7%	16	94.1%
Native Hawaiian or Pacific Islander																		
Unknown									1	5.9%	1	5.9%			1	5.9%	1	5.9%
Totals			1	5.9%	1	5.9%	5	29.4%	11	64.7%	16	94.1%	5	29.4%	12	70.6%	17	100.0%



Elementary Education

Fall 2017

CIP Code: 13.1202

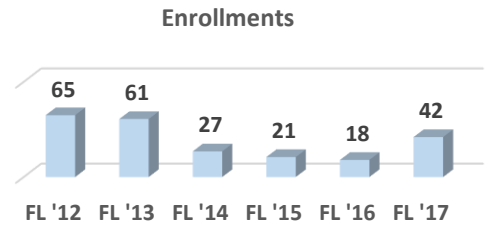
Curriculum Code: 000AA0086

Program: AA

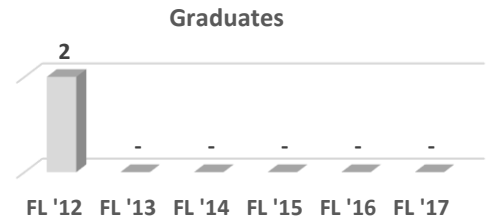
Total Enrollment:	42	100.0%	Male:	5	11.9%	FT:	29	69.0%	Avg Age:	21.1
Minority:	8	19.0%	Female:	37	88.1%	PT:	13	31.0%	Feeder Enrl:	31 73.8%

Feeder H.S. Enrollees	#	%	Age	#	%
Carbondale	9	21.4%	< = 17		
Cartersville	4	9.5%	18-20	31	73.8%
Crab Orchard	1	2.4%	21-25	6	14.3%
DuQuoin			26-30	3	7.1%
Elverado			31-40		
Herrin	7	16.7%	41-50	1	2.4%
Johnston City	1	2.4%	51-60		
Marion	6	14.3%	61-70		
Murphysboro			71-80		
West Frankfort	3	7.1%	81+		
Trico			Unk	1	2.4%
Feeder H.S. Total	31	73.8%	Total	42	100.0%
Agape Christian	1	2.4%	Avg	21.1	
GED			<21	31	73.8%
			>60		

Enrollments	
FL '12	65
FL '13	61
FL '14	27
FL '15	21
FL '16	18
FL '17	42



Graduates	
FL '12	2
FL '13	-
FL '14	-
FL '15	-
FL '16	-
FL '17	-



Demographics	Male						Female						Grand Total					
	Full-time		Part-time		Male Total		Full-time		Part-time		Female Total		Full-time		Part-time		Grand Total	
	#	%	#	%	#	%	#	%	#	%	#	%	#	%	#	%	#	%
Asian																		
American Indian / Alaskan Native																		
Black or African American	1	2.4%	1	2.4%	2	4.8%	5	11.9%	1	2.4%	6	14.3%	6	14.3%	2	4.8%	8	19.0%
Hispanic																		
White	3	7.1%			3	7.1%	19	45.2%	11	26.2%	30	71.4%	22	52.4%	11	26.2%	33	78.6%
Native Hawaiian or Pacific Islander																		
Unknown							1	2.4%			1	2.4%	1	2.4%			1	2.4%
Totals	4	9.5%	1	2.4%	5	11.9%	25	59.5%	12	28.6%	37	88.1%	29	69.0%	13	31.0%	42	100.0%



Elementary Education

Spring 2018

CIP Code: 13.1202

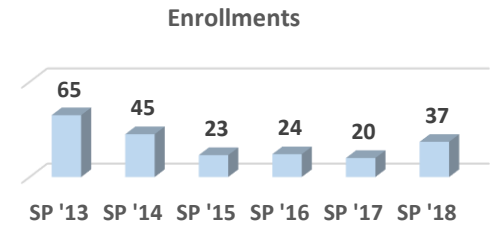
Curriculum Code: 000AA0086

Program: AA

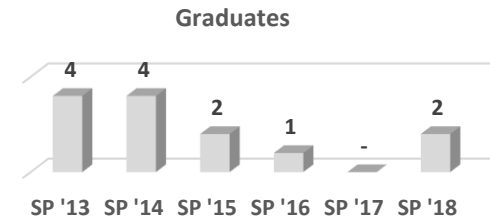
Total Enrollment:	37	100.0%	Male:	3	8.1%	FT:	28	75.7%	Avg Age:	20.2
Minority:	5	13.5%	Female:	34	91.9%	PT:	9	24.3%	Feeder Enrl:	25 67.6%

Feeder H.S. Enrollees	#	%	Age	#	%
Carbondale	3	8.1%	< = 17	4	10.8%
Carterville	2	5.4%	18-20	23	62.2%
Crab Orchard			21-25	9	24.3%
DuQuoin	2	5.4%	26-30	1	2.7%
Elverado			31-40		
Herrin	7	18.9%	41-50		
Johnston City	1	2.7%	51-60		
Marion	5	13.5%	61-70		
Murphysboro			71-80		
West Frankfort	3	8.1%	81+		
Trico	2	5.4%	Unk		
Feeder H.S. Total	25	67.6%	Total	37	100.0%
Agape Christian	1	2.7%	Avg	20.2	
GED			<21	27	73.0%
			>60		

Enrollments	
SP '13	65
SP '14	45
SP '15	23
SP '16	24
SP '17	20
SP '18	37



Graduates	
SP '13	4
SP '14	4
SP '15	2
SP '16	1
SP '17	-
SP '18	2



Demographics	Male						Female						Grand Total					
	Full-time		Part-time		Male Total		Full-time		Part-time		Female Total		Full-time		Part-time		Grand Total	
	#	%	#	%	#	%	#	%	#	%	#	%	#	%	#	%	#	%
Asian																		
American Indian / Alaskan Native																		
Black or African American			1	2.7%	1	2.7%	3	8.1%	1	2.7%	4	10.8%	3	8.1%	2	5.4%	5	13.5%
Hispanic																		
White	2	5.4%			2	5.4%	22	59.5%	7	18.9%	29	78.4%	24	64.9%	7	18.9%	31	83.8%
Native Hawaiian or Pacific Islander																		
Unknown							1	2.7%			1	2.7%	1	2.7%			1	2.7%
Totals	2	5.4%	1	2.7%	3	8.1%	26	70.3%	8	21.6%	34	91.9%	28	75.7%	9	24.3%	37	100.0%

Associate in Arts

English

CIP Code: *23.0101*

Curriculum Code: *000AA0086*



English

CIP Code: 23.0101

Curriculum Code: 000AA0086

Program: AA

Summer 2017

Total Enrollment: 7 100.0%

Male: 3 42.9%

FT: 4 57.1%

Avg Age: 24.9

Minority:

Female: 4 57.1%

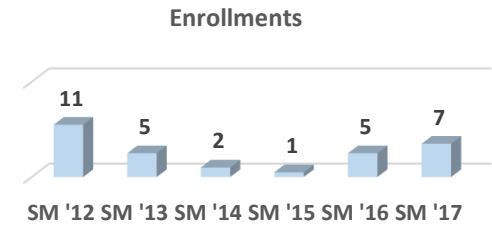
PT: 3 42.9%

Feeder Enrl: 1 14.3%

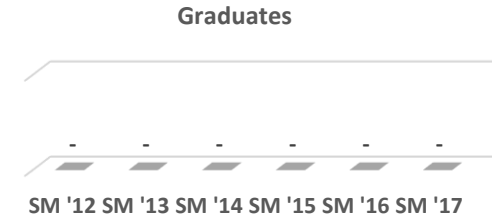
Feeder H.S. Enrollees	#	%
Carbondale	1	14.3%
Carterville		
Crab Orchard		
DuQuoin		
Elverado		
Herrin		
Johnston City		
Marion		
Murphysboro		
West Frankfort		
Trico		
Feeder H.S. Total	1	14.3%
Agape Christian		
GED	2	28.6%

Age	#	%
< = 17		
18-20	3	42.9%
21-25	2	28.6%
26-30		
31-40	2	28.6%
41-50		
51-60		
61-70		
71-80		
81+		
Unk		
Total	7	100.0%
Avg	24.9	
<21	3	42.9%
>60		

Enrollments	
SM '12	11
SM '13	5
SM '14	2
SM '15	1
SM '16	5
SM '17	7



Graduates	
SM '12	-
SM '13	-
SM '14	-
SM '15	-
SM '16	-
SM '17	-



Demographics	Male						Female						Grand Total					
	Full-time		Part-time		Male Total		Full-time		Part-time		Female Total		Full-time		Part-time		Grand Total	
	#	%	#	%	#	%	#	%	#	%	#	%	#	%	#	%	#	%
Asian																		
American Indian / Alaskan Native																		
Black or African American																		
Hispanic																		
White	1	14.3%	2	28.6%	3	42.9%	3	42.9%			3	42.9%	4	57.1%	2	28.6%	6	85.7%
Native Hawaiian or Pacific Islander																		
Unknown									1	14.3%	1	14.3%			1	14.3%	1	14.3%
Totals	1	14.3%	2	28.6%	3	42.9%	3	42.9%	1	14.3%	4	57.1%	4	57.1%	3	42.9%	7	100.0%



English

CIP Code: 23.0101

Curriculum Code: 000AA0086

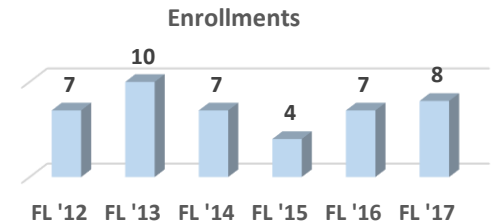
Program: AA

Fall 2017

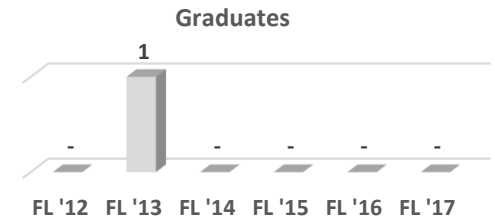
Total Enrollment:	8	100.0%	Male:	3	37.5%	FT:	6	75.0%	Avg Age:	22.8
Minority:	1	12.5%	Female:	5	62.5%	PT:	2	25.0%	Feeder Enrl:	2 25.0%

Feeder H.S. Enrollees	#	%	Age	#	%
Carbondale			< = 17		
Carterville			18-20	4	50.0%
Crab Orchard			21-25	3	37.5%
DuQuoin			26-30		
Elverado			31-40	1	12.5%
Herrin	1	12.5%	41-50		
Johnston City			51-60		
Marion			61-70		
Murphysboro			71-80		
West Frankfort	1	12.5%	81+		
Trico			Unk		
Feeder H.S. Total	2	25.0%	Total	8	100.0%
Agape Christian			Avg	22.8	
GED	1	12.5%	<21	4	50.0%
			>60		

Enrollments	
FL '12	7
FL '13	10
FL '14	7
FL '15	4
FL '16	7
FL '17	8



Graduates	
FL '12	-
FL '13	1
FL '14	-
FL '15	-
FL '16	-
FL '17	-



Demographics	Male						Female						Grand Total					
	Full-time		Part-time		Male Total		Full-time		Part-time		Female Total		Full-time		Part-time		Grand Total	
	#	%	#	%	#	%	#	%	#	%	#	%	#	%	#	%	#	%
Asian																		
American Indian / Alaskan Native																		
Black or African American							1	12.5%			1	12.5%	1	12.5%			1	12.5%
Hispanic																		
White	1	12.5%	1	12.5%	2	25.0%	3	37.5%	1	12.5%	4	50.0%	4	50.0%	2	25.0%	6	75.0%
Native Hawaiian or Pacific Islander																		
Unknown	1	12.5%			1	12.5%							1	12.5%			1	12.5%
Totals	2	25.0%	1	12.5%	3	37.5%	4	50.0%	1	12.5%	5	62.5%	6	75.0%	2	25.0%	8	100.0%



English

CIP Code: 23.0101

Curriculum Code: 000AA0086

Program: AA

Spring 2018

Total Enrollment: 7 100.0%

Male: 3 42.9%

FT: 6 85.7%

Avg Age: 22.3

Minority:

Female: 4 57.1%

PT: 1 14.3%

Feeder Enrl: 2 28.6%

Feeder H.S. Enrollees

%

Carbondale		
Carterville		
Crab Orchard		
DuQuoin		
Elverado		
Herrin		
Johnston City		
Marion		
Murphysboro		
West Frankfort	1	14.3%
Trico	1	14.3%
Feeder H.S. Total	2	28.6%

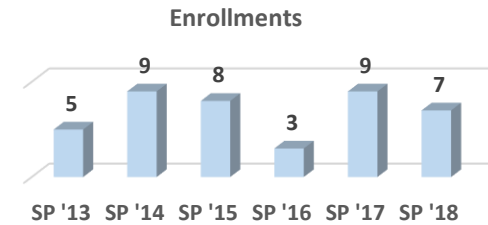
Agape Christian		
GED	1	14.3%

Age # %

< = 17		
18-20	4	57.1%
21-25	2	28.6%
26-30		
31-40	1	14.3%
41-50		
51-60		
61-70		
71-80		
81+		
Unk		
Total	7	100.0%
Avg	22.3	
<21	4	57.1%
>60		

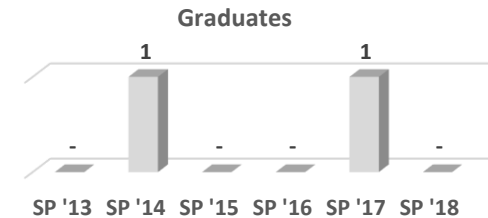
Enrollments

SP '13	5
SP '14	9
SP '15	8
SP '16	3
SP '17	9
SP '18	7



Graduates

SP '13	-
SP '14	1
SP '15	-
SP '16	-
SP '17	1
SP '18	-



Demographics	Male						Female						Grand Total					
	Full-time		Part-time		Male Total		Full-time		Part-time		Female Total		Full-time		Part-time		Grand Total	
	#	%	#	%	#	%	#	%	#	%	#	%	#	%	#	%	#	%
Asian																		
American Indian / Alaskan Native																		
Black or African American																		
Hispanic																		
White	3	42.9%			3	42.9%	3	42.9%	1	14.3%	4	57.1%	6	85.7%	1	14.3%	7	100.0%
Native Hawaiian or Pacific Islander																		
Unknown																		
Totals	3	42.9%			3	42.9%	3	42.9%	1	14.3%	4	57.1%	6	85.7%	1	14.3%	7	100.0%

Associate in Arts

English Education

CIP Code: *13.1305*

Curriculum Code: *000AA0086*



English Education

CIP Code: 13.1305

Curriculum Code:

000AA0086

Program:

AA

Summer 2017

Total Enrollment: 2 100.0%

Male: 1 50.0%

FT: 1 50.0%

Avg Age: 20.0

Minority:

Female: 1 50.0%

PT: 1 50.0%

Feeder Enrl: 2 100.0%

Feeder H.S. Enrollees

%

Carbondale		
Carterville		
Crab Orchard		
DuQuoin		
Elverado		
Herrin		
Johnston City	1	50.0%
Marion	1	50.0%
Murphysboro		
West Frankfort		
Trico		

Feeder H.S. Total 2 100.0%

Agape Christian
GED

Age

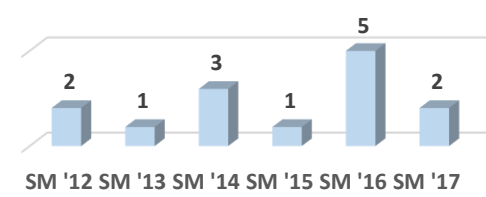
%

< = 17		
18-20	2	100.0%
21-25		
26-30		
31-40		
41-50		
51-60		
61-70		
71-80		
81+		
Unk		
Total	2	100.0%
Avg	20.0	
<21	2	100.0%
>60		

Enrollments

SM '12	2
SM '13	1
SM '14	3
SM '15	1
SM '16	5
SM '17	2

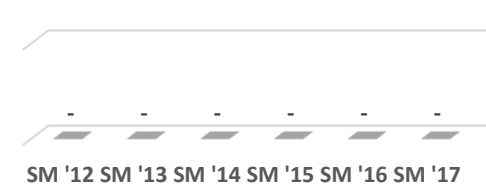
Enrollments



Graduates

SM '12	-
SM '13	-
SM '14	-
SM '15	-
SM '16	-
SM '17	-

Graduates



Demographics	Male						Female						Grand Total					
	Full-time		Part-time		Male Total		Full-time		Part-time		Female Total		Full-time		Part-time		Grand Total	
	#	%	#	%	#	%	#	%	#	%	#	%	#	%	#	%	#	%
Asian																		
American Indian / Alaskan Native																		
Black or African American																		
Hispanic																		
White			1	50.0%	1	50.0%									1	50.0%	1	50.0%
Native Hawaiian or Pacific Islander																		
Unknown							1	50.0%			1	50.0%	1	50.0%			1	50.0%
Totals			1	50.0%	1	50.0%	1	50.0%			1	50.0%	1	50.0%	1	50.0%	2	100.0%



English Education

Fall 2017

CIP Code: 13.1305

Curriculum Code: 000AA0086

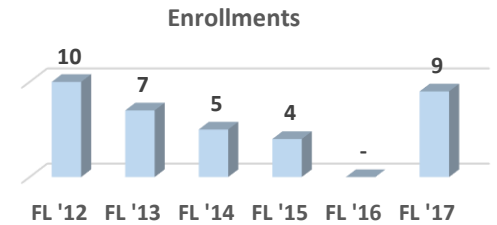
Program: AA

Total Enrollment:	9	100.0%	Male:	3	33.3%	FT:	8	88.9%	Avg Age:	19.7
Minority:			Female:	6	66.7%	PT:	1	11.1%	Feeder Enrl:	7 77.8%

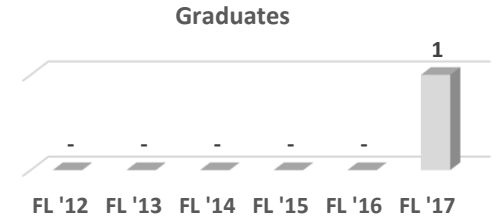
Feeder H.S. Enrollees	#	%
Carbondale		
Carterville		
Crab Orchard		
DuQuoin		
Elverado		
Herrin	3	33.3%
Johnston City	1	11.1%
Marion	1	11.1%
Murphysboro	2	22.2%
West Frankfort		
Trico		
Feeder H.S. Total	7	77.8%
Agape Christian		
GED		

Age	#	%
< = 17	1	11.1%
18-20	6	66.7%
21-25	2	22.2%
26-30		
31-40		
41-50		
51-60		
61-70		
71-80		
81+		
Unk		
Total	9	100.0%
Avg	19.7	
<21	7	77.8%
>60		

Enrollments	
FL '12	10
FL '13	7
FL '14	5
FL '15	4
FL '16	-
FL '17	9



Graduates	
FL '12	-
FL '13	-
FL '14	-
FL '15	-
FL '16	-
FL '17	1



Demographics	Male						Female						Grand Total					
	Full-time		Part-time		Male Total		Full-time		Part-time		Female Total		Full-time		Part-time		Grand Total	
	#	%	#	%	#	%	#	%	#	%	#	%	#	%	#	%	#	%
Asian																		
American Indian / Alaskan Native																		
Black or African American																		
Hispanic																		
White	2	22.2%	1	11.1%	3	33.3%	5	55.6%			5	55.6%	7	77.8%	1	11.1%	8	88.9%
Native Hawaiian or Pacific Islander																		
Unknown							1	11.1%			1	11.1%	1	11.1%			1	11.1%
Totals	2	22.2%	1	11.1%	3	33.3%	6	66.7%			6	66.7%	8	88.9%	1	11.1%	9	100.0%



English Education

CIP Code: 13.1305

Curriculum Code:

000AA0086

Program:

AA

Spring 2018

Total Enrollment: 9 100.0%

Male: 3 33.3%

FT: 9 100.0%

Avg Age: 19.9

Minority:

Female: 6 66.7%

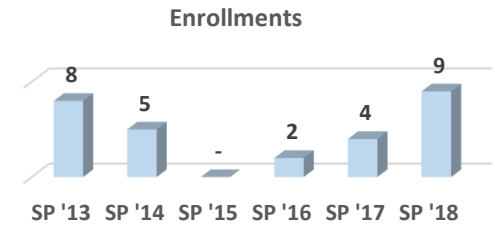
PT:

Feeder Enrl: 7 77.8%

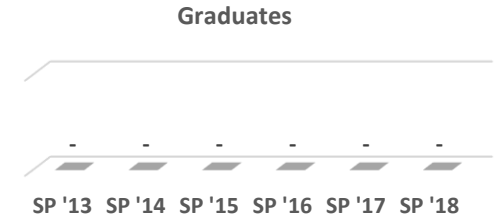
Feeder H.S. Enrollees	#	%
Carbondale	1	11.1%
Carterville		
Crab Orchard		
DuQuoin	1	11.1%
Elverado		
Herrin	3	33.3%
Johnston City	1	11.1%
Marion		
Murphysboro	1	11.1%
West Frankfort		
Trico		
Feeder H.S. Total	7	77.8%
Agape Christian		
GED		

Age	#	%
< = 17		
18-20	7	77.8%
21-25	2	22.2%
26-30		
31-40		
41-50		
51-60		
61-70		
71-80		
81+		
Unk		
Total	9	100.0%
Avg	19.9	
<21	7	77.8%
>60		

Enrollments	
SP '13	8
SP '14	5
SP '15	-
SP '16	2
SP '17	4
SP '18	9



Graduates	
SP '13	-
SP '14	-
SP '15	-
SP '16	-
SP '17	-
SP '18	-



Demographics	Male						Female						Grand Total					
	Full-time		Part-time		Male Total		Full-time		Part-time		Female Total		Full-time		Part-time		Grand Total	
	#	%	#	%	#	%	#	%	#	%	#	%	#	%	#	%	#	%
Asian																		
American Indian / Alaskan Native																		
Black or African American																		
Hispanic																		
White	3	33.3%			3	33.3%	5	55.6%			5	55.6%	8	88.9%			8	88.9%
Native Hawaiian or Pacific Islander																		
Unknown							1	11.1%			1	11.1%	1	11.1%			1	11.1%
Totals	3	33.3%			3	33.3%	6	66.7%			6	66.7%	9	100.0%			9	100.0%

Associate in Arts

History

CIP Code: *54.0101*

Curriculum Code: *000AA0086*



History

CIP Code: 54.0101

Curriculum Code: 000AA0086

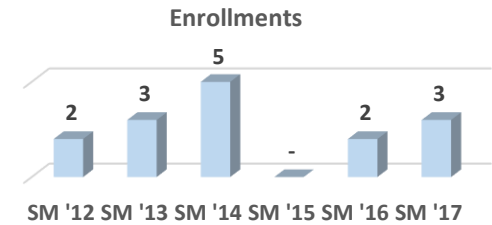
Program: AA

Summer 2017

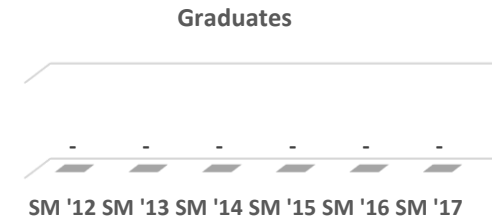
Total Enrollment:	3	100.0%	Male:	2	66.7%	FT:	2	66.7%	Avg Age:	24.6
Minority:			Female:	1	33.3%	PT:	1	33.3%	Feeder Enrl:	1 33.3%

Feeder H.S. Enrollees	#	%	Age	#	%
Carbondale			< = 17		
Carterville			18-20	1	33.3%
Crab Orchard			21-25	1	33.3%
DuQuoin			26-30		
Elverado			31-40	1	33.3%
Herrin			41-50		
Johnston City			51-60		
Marion			61-70		
Murphysboro			71-80		
West Frankfort			81+		
Trico	1	33.3%	Unk		
Feeder H.S. Total	1	33.3%	Total	3	100.0%
			Avg	24.6	
Agape Christian			<21	1	33.3%
GED			>60		

Enrollments	
SM '12	2
SM '13	3
SM '14	5
SM '15	-
SM '16	2
SM '17	3



Graduates	
SM '12	-
SM '13	-
SM '14	-
SM '15	-
SM '16	-
SM '17	-



Demographics	Male						Female						Grand Total					
	Full-time		Part-time		Male Total		Full-time		Part-time		Female Total		Full-time		Part-time		Grand Total	
	#	%	#	%	#	%	#	%	#	%	#	%	#	%	#	%	#	%
Asian																		
American Indian / Alaskan Native																		
Black or African American																		
Hispanic																		
White	1	33.3%	1	33.3%	2	66.7%	1	33.3%			1	33.3%	2	66.7%	1	33.3%	3	100.0%
Native Hawaiian or Pacific Islander																		
Unknown																		
Totals	1	33.3%	1	33.3%	2	66.7%	1	33.3%			1	33.3%	2	66.7%	1	33.3%	3	100.0%



History

CIP Code: 54.0101

Curriculum Code: 000AA0086

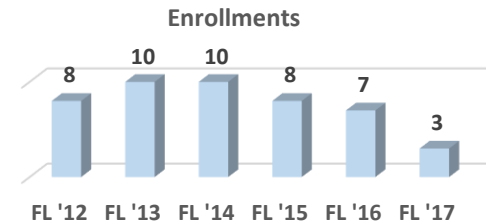
Program: AA

Fall 2017

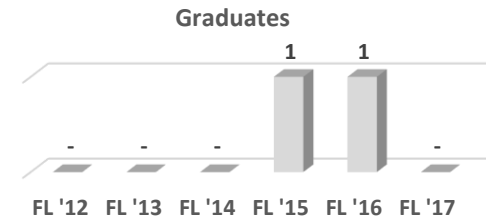
Total Enrollment:	3	100.0%	Male:	1	33.3%	FT:	3	100.0%	Avg Age:	23.0
Minority:			Female:	2	66.7%	PT:			Feeder Enrl:	1 33.3%

Feeder H.S. Enrollees	#	%	Age	#	%
Carbondale			< = 17		
Carterville			18-20		
Crab Orchard			21-25	2	66.7%
DuQuoin			26-30	1	33.3%
Elverado			31-40		
Herrin			41-50		
Johnston City			51-60		
Marion			61-70		
Murphysboro			71-80		
West Frankfort			81+		
Trico	1	33.3%	Unk		
Feeder H.S. Total	1	33.3%	Total	3	100.0%
Agape Christian			Avg	23.0	
GED			<21		
			>60		

Enrollments	
FL '12	8
FL '13	10
FL '14	10
FL '15	8
FL '16	7
FL '17	3



Graduates	
FL '12	-
FL '13	-
FL '14	-
FL '15	1
FL '16	1
FL '17	-



Demographics	Male						Female						Grand Total					
	Full-time		Part-time		Male Total		Full-time		Part-time		Female Total		Full-time		Part-time		Grand Total	
	#	%	#	%	#	%	#	%	#	%	#	%	#	%	#	%	#	%
Asian																		
American Indian / Alaskan Native																		
Black or African American																		
Hispanic																		
White	1	33.3%			1	33.3%	2	66.7%			2	66.7%	3	100.0%			3	100.0%
Native Hawaiian or Pacific Islander																		
Unknown																		
Totals	1	33.3%			1	33.3%	2	66.7%			2	66.7%	3	100.0%			3	100.0%



History

CIP Code: 54.0101

Curriculum Code: 000AA0086

Program: AA

Spring 2018

Total Enrollment:	2	100.0%	Male:	1	50.0%	FT:	2	100.0%	Avg Age:	24.4
Minority:			Female:	1	50.0%	PT:			Feeder Enrl:	

Feeder H.S. Enrollees

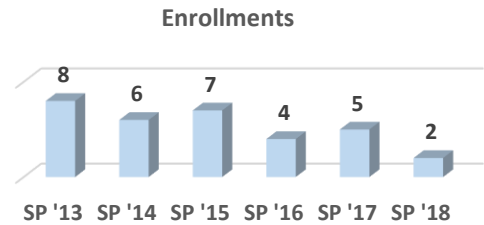
#	%
Carbondale	
Carterville	
Crab Orchard	
DuQuoin	
Elverado	
Herrin	
Johnston City	
Marion	
Murphysboro	
West Frankfort	
Trico	
Feeder H.S. Total	
Agape Christian	
GED	

Age

#	%
< = 17	
18-20	
21-25	1 50.0%
26-30	1 50.0%
31-40	
41-50	
51-60	
61-70	
71-80	
81+	
Unk	
Total	2 100.0%
Avg	24.4
<21	
>60	

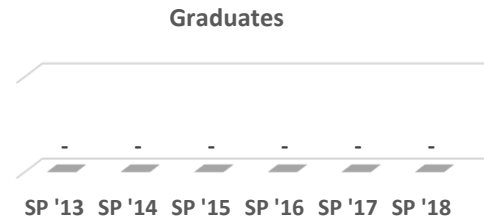
Enrollments

SP '13	8
SP '14	6
SP '15	7
SP '16	4
SP '17	5
SP '18	2



Graduates

SP '13	-
SP '14	-
SP '15	-
SP '16	-
SP '17	-
SP '18	-



Demographics	Male						Female						Grand Total					
	Full-time		Part-time		Male Total		Full-time		Part-time		Female Total		Full-time		Part-time		Grand Total	
	#	%	#	%	#	%	#	%	#	%	#	%	#	%	#	%	#	%
Asian																		
American Indian / Alaskan Native																		
Black or African American																		
Hispanic																		
White	1	50.0%			1	50.0%	1	50.0%			1	50.0%	2	100.0%			2	100.0%
Native Hawaiian or Pacific Islander																		
Unknown																		
Totals	1	50.0%			1	50.0%	1	50.0%			1	50.0%	2	100.0%			2	100.0%

Associate in Arts

History Education

CIP Code: *13.1328*

Curriculum Code: *000AA0086*



History Education

Summer 2017

CIP Code: 13.1328

Curriculum Code: 000AA0086

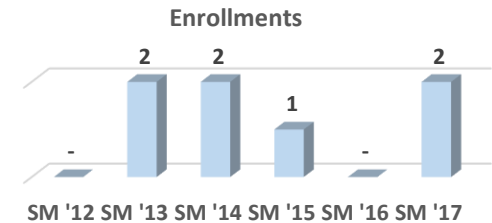
Program: AA

Total Enrollment:	2	100.0%	Male:	2	100.0%	FT:		Avg Age:	19.3		
Minority:	1	50.0%	Female:			PT:	2	100.0%	Feeder Enrl:	2	100.0%

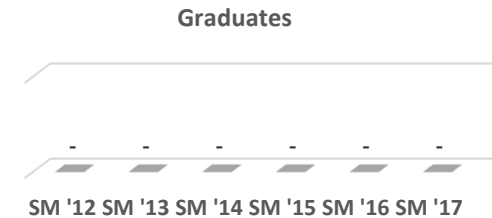
Feeder H.S. Enrollees	#	%
Carbondale		
Carterville		
Crab Orchard		
DuQuoin		
Elverado		
Herrin		
Johnston City		
Marion	1	50.0%
Murphysboro	1	50.0%
West Frankfort		
Trico		
Feeder H.S. Total	2	100.0%
Agape Christian		
GED		

Age	#	%
<= 17		
18-20	2	100.0%
21-25		
26-30		
31-40		
41-50		
51-60		
61-70		
71-80		
81+		
Unk		
Total	2	100.0%
Avg	19.3	
<21	2	100.0%
>60		

Enrollments	
SM '12	-
SM '13	2
SM '14	2
SM '15	1
SM '16	-
SM '17	2



Graduates	
SM '12	-
SM '13	-
SM '14	-
SM '15	-
SM '16	-
SM '17	-



Demographics	Male						Female						Grand Total					
	Full-time		Part-time		Male Total		Full-time		Part-time		Female Total		Full-time		Part-time		Grand Total	
	#	%	#	%	#	%	#	%	#	%	#	%	#	%	#	%	#	%
Asian																		
American Indian / Alaskan Native			1	50.0%	1	50.0%									1	50.0%	1	50.0%
Black or African American																		
Hispanic																		
White			1	50.0%	1	50.0%									1	50.0%	1	50.0%
Native Hawaiian or Pacific Islander																		
Unknown																		
Totals			2	100.0%	2	100.0%									2	100.0%	2	100.0%



History Education

CIP Code: 13.1328

Curriculum Code:

000AA0086

Program:

AA

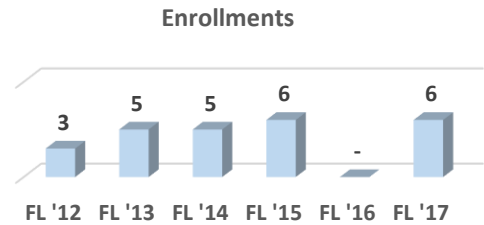
Fall 2017

Total Enrollment:	6	100.0%	Male:	6	100.0%	FT:	5	83.3%	Avg Age:	23.9
Minority:	1	16.7%	Female:			PT:	1	16.7%	Feeder Enrl:	4 66.7%

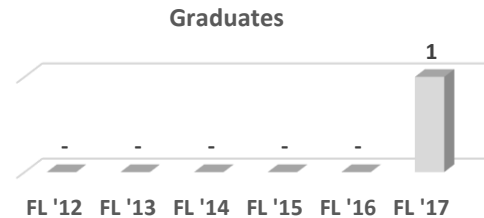
Feeder H.S. Enrollees	#	%
Carbondale		
Carterville		
Crab Orchard		
DuQuoin		
Elverado		
Herrin	1	16.7%
Johnston City		
Marion	2	33.3%
Murphysboro	1	16.7%
West Frankfort		
Trico		
Feeder H.S. Total	4	66.7%
Agape Christian		
GED		

Age	#	%
<= 17		
18-20	3	50.0%
21-25	1	16.7%
26-30	1	16.7%
31-40	1	16.7%
41-50		
51-60		
61-70		
71-80		
81+		
Unk		
Total	6	100.0%
Avg	23.9	
<21	3	50.0%
>60		

Enrollments	
FL '12	3
FL '13	5
FL '14	5
FL '15	6
FL '16	-
FL '17	6



Graduates	
FL '12	-
FL '13	-
FL '14	-
FL '15	-
FL '16	-
FL '17	1



Demographics	Male						Female						Grand Total					
	Full-time		Part-time		Male Total		Full-time		Part-time		Female Total		Full-time		Part-time		Grand Total	
	#	%	#	%	#	%	#	%	#	%	#	%	#	%	#	%	#	%
Asian																		
American Indian / Alaskan Native	1	16.7%			1	16.7%							1	16.7%			1	16.7%
Black or African American																		
Hispanic																		
White	4	66.7%	1	16.7%	5	83.3%							4	66.7%	1	16.7%	5	83.3%
Native Hawaiian or Pacific Islander																		
Unknown																		
Totals	5	83.3%	1	16.7%	6	100.0%							5	83.3%	1	16.7%	6	100.0%



History Education

Spring 2018

CIP Code: 13.1328

Curriculum Code: 000AA0086

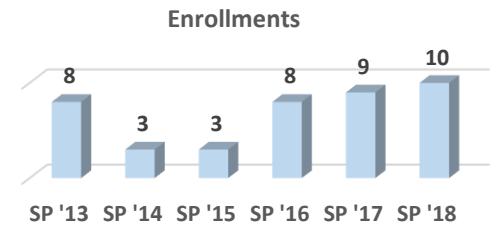
Program: AA

Total Enrollment:	10	100.0%	Male:	8	80.0%	FT:	9	90.0%	Avg Age:	25.6
Minority:	1	10.0%	Female:	2	20.0%	PT:	1	10.0%	Feeder Enrl:	7 70.0%

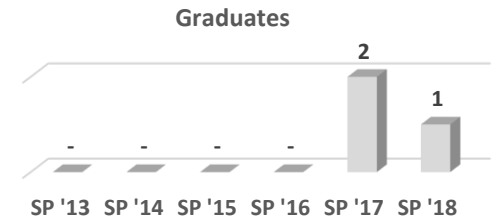
Feeder H.S. Enrollees	#	%
Carbondale		
Carterville		
Crab Orchard		
DuQuoin	1	10.0%
Elverado	1	10.0%
Herrin	1	10.0%
Johnston City		
Marion	1	10.0%
Murphysboro	1	10.0%
West Frankfort	1	10.0%
Trico	1	10.0%
Feeder H.S. Total	7	70.0%
Agape Christian		
GED	1	10.0%

Age	#	%
< = 17	1	10.0%
18-20	4	40.0%
21-25	2	20.0%
26-30		
31-40	1	10.0%
41-50	2	20.0%
51-60		
61-70		
71-80		
81+		
Unk		
Total	10	100.0%
Avg	25.6	
<21	5	50.0%
>60		

Enrollments	
SP '13	8
SP '14	3
SP '15	3
SP '16	8
SP '17	9
SP '18	10



Graduates	
SP '13	-
SP '14	-
SP '15	-
SP '16	-
SP '17	2
SP '18	1



Demographics	Male						Female						Grand Total					
	Full-time		Part-time		Male Total		Full-time		Part-time		Female Total		Full-time		Part-time		Grand Total	
	#	%	#	%	#	%	#	%	#	%	#	%	#	%	#	%	#	%
Asian																		
American Indian / Alaskan Native	1	10.0%			1	10.0%							1	10.0%			1	10.0%
Black or African American																		
Hispanic																		
White	6	60.0%	1	10.0%	7	70.0%	2	20.0%			2	20.0%	8	80.0%	1	10.0%	9	90.0%
Native Hawaiian or Pacific Islander																		
Unknown																		
Totals	7	70.0%	1	10.0%	8	80.0%	2	20.0%			2	20.0%	9	90.0%	1	10.0%	10	100.0%

Associate in Arts

International Studies

CIP Code: *30.2001*

Curriculum Code: *000AA0086*



International Studies

Summer 2017

CIP Code: 30.2001

Curriculum Code: 000AA0086

Program: AA

Total Enrollment:
Minority:

Male:
Female:

FT:
PT:

Avg Age:
Feeder Enrl:

Feeder H.S. Enrollees

%

Carbondale	
Carterville	
Crab Orchard	
DuQuoin	
Elverado	
Herrin	
Johnston City	
Marion	
Murphysboro	
West Frankfort	
Trico	

Feeder H.S. Total

Agape Christian
GED

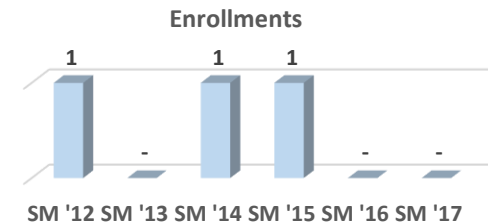
Age

%

< = 17	
18-20	
21-25	
26-30	
31-40	
41-50	
51-60	
61-70	
71-80	
81+	
Unk	
Total	
Avg	
<21	
>60	

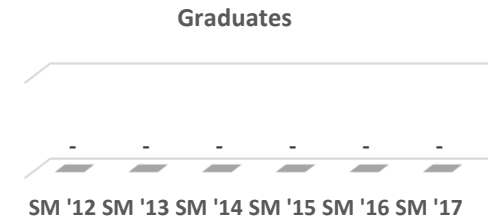
Enrollments

SM '12	1
SM '13	-
SM '14	1
SM '15	1
SM '16	-
SM '17	-



Graduates

SM '12	-
SM '13	-
SM '14	-
SM '15	-
SM '16	-
SM '17	-



Demographics	Male						Female						Grand Total					
	Full-time		Part-time		Male Total		Full-time		Part-time		Female Total		Full-time		Part-time		Grand Total	
	#	%	#	%	#	%	#	%	#	%	#	%	#	%	#	%	#	%
Asian																		
American Indian / Alaskan Native																		
Black or African American																		
Hispanic																		
White																		
Native Hawaiian or Pacific Islander																		
Unknown																		
Totals																		



International Studies

CIP Code: 30.2001

Curriculum Code:

000AA0086

Program:

AA

Fall 2017

Total Enrollment:

Male:

FT:

Avg Age:

Minority:

Female:

PT:

Feeder Enrl:

Feeder H.S. Enrollees

#

%

Carbondale		
Carterville		
Crab Orchard		
DuQuoin		
Elverado		
Herrin		
Johnston City		
Marion		
Murphysboro		
West Frankfort		
Trico		
Feeder H.S. Total		
Agape Christian		
GED		

Age

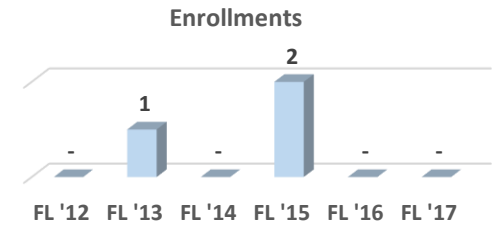
#

%

< = 17		
18-20		
21-25		
26-30		
31-40		
41-50		
51-60		
61-70		
71-80		
81+		
Unk		
Total		
Avg		
<21		
>60		

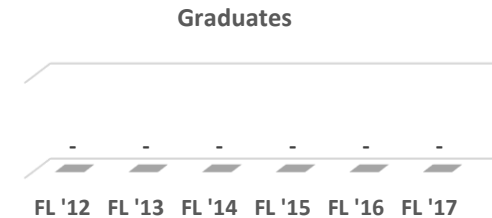
Enrollments

FL '12	-
FL '13	1
FL '14	-
FL '15	2
FL '16	-
FL '17	-



Graduates

FL '12	-
FL '13	-
FL '14	-
FL '15	-
FL '16	-
FL '17	-



Demographics	Male						Female						Grand Total					
	Full-time		Part-time		Male Total		Full-time		Part-time		Female Total		Full-time		Part-time		Grand Total	
	#	%	#	%	#	%	#	%	#	%	#	%	#	%	#	%	#	%
Asian																		
American Indian / Alaskan Native																		
Black or African American																		
Hispanic																		
White																		
Native Hawaiian or Pacific Islander																		
Unknown																		
Totals																		



International Studies

CIP Code: 30.2001

Curriculum Code:

000AA0086

Program:

AA

Spring 2018

Total Enrollment:

Male:

FT:

Avg Age:

Minority:

Female:

PT:

Feeder Enrl:

Feeder H.S. Enrollees

#

%

Carbondale	
Carterville	
Crab Orchard	
DuQuoin	
Elverado	
Herrin	
Johnston City	
Marion	
Murphysboro	
West Frankfort	
Trico	

Feeder H.S. Total

Agape Christian
GED

Age

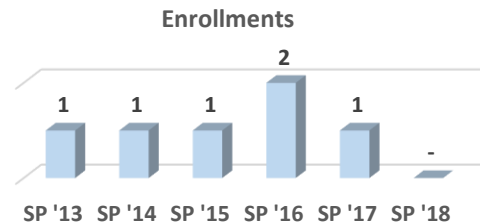
#

%

< = 17	
18-20	
21-25	
26-30	
31-40	
41-50	
51-60	
61-70	
71-80	
81+	
Unk	
Total	
Avg	
<21	
>60	

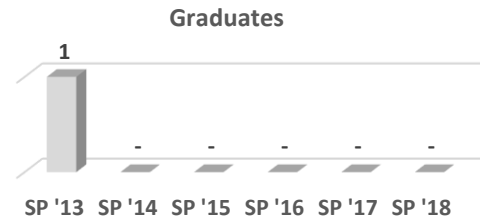
Enrollments

SP '13	1
SP '14	1
SP '15	1
SP '16	2
SP '17	1
SP '18	-



Graduates

SP '13	1
SP '14	-
SP '15	-
SP '16	-
SP '17	-
SP '18	-



Demographics	Male						Female						Grand Total					
	Full-time		Part-time		Male Total		Full-time		Part-time		Female Total		Full-time		Part-time		Grand Total	
	#	%	#	%	#	%	#	%	#	%	#	%	#	%	#	%	#	%
Asian																		
American Indian / Alaskan Native																		
Black or African American																		
Hispanic																		
White																		
Native Hawaiian or Pacific Islander																		
Unknown																		
Totals																		

Associate in Arts

Music

CIP Code: *50.0901*

Curriculum Code: *000AA0086*



Music

CIP Code: 50.0901

Curriculum Code: 000AA0086

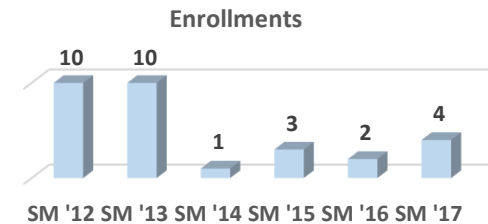
Program: AA

Summer 2017

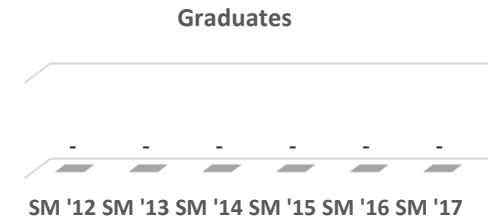
Total Enrollment:	4	100.0%	Male:	3	75.0%	FT:	1	25.0%	Avg Age:	27.3
Minority:	1	25.0%	Female:	1	25.0%	PT:	3	75.0%	Feeder Enrl:	

Feeder H.S. Enrollees	#	%	Age	#	%
Carbondale			< = 17		
Carterville			18-20	1	25.0%
Crab Orchard			21-25	2	50.0%
DuQuoin			26-30		
Elverado			31-40		
Herrin			41-50	1	25.0%
Johnston City			51-60		
Marion			61-70		
Murphysboro			71-80		
West Frankfort			81+		
Trico			Unk		
Feeder H.S. Total			Total	4	100.0%
			Avg	27.3	
Agape Christian			<21	1	25.0%
GED			>60		

Enrollments	
SM '12	10
SM '13	10
SM '14	1
SM '15	3
SM '16	2
SM '17	4



Graduates	
SM '12	-
SM '13	-
SM '14	-
SM '15	-
SM '16	-
SM '17	-



Demographics	Male						Female						Grand Total					
	Full-time		Part-time		Male Total		Full-time		Part-time		Female Total		Full-time		Part-time		Grand Total	
	#	%	#	%	#	%	#	%	#	%	#	%	#	%	#	%	#	%
Asian																		
American Indian / Alaskan Native																		
Black or African American																		
Hispanic			1	25.0%	1	25.0%									1	25.0%	1	25.0%
White	1	25.0%	1	25.0%	2	50.0%			1	25.0%	1	25.0%	1	25.0%	2	50.0%	3	75.0%
Native Hawaiian or Pacific Islander																		
Unknown																		
Totals	1	25.0%	2	50.0%	3	75.0%			1	25.0%	1	25.0%	1	25.0%	3	75.0%	4	100.0%



Music

CIP Code: 50.0901

Curriculum Code: 000AA0086

Program: AA

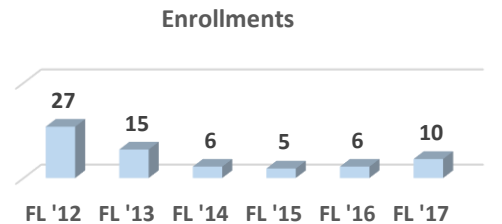
Fall 2017

Total Enrollment:	10	100.0%	Male:	5	50.0%	FT:	4	40.0%	Avg Age:	29.5
Minority:	1	10.0%	Female:	5	50.0%	PT:	6	60.0%	Feeder Enrl:	4 40.0%

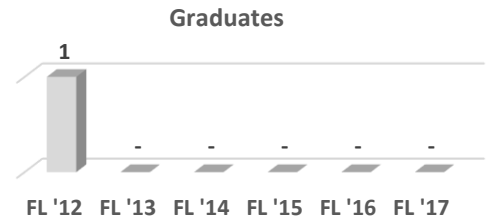
Feeder H.S. Enrollees	#	%
Carbondale	2	20.0%
Carterville	1	10.0%
Crab Orchard	1	10.0%
DuQuoin		
Elverado		
Herrin		
Johnston City		
Marion		
Murphysboro		
West Frankfort		
Trico		
Feeder H.S. Total	4	40.0%
Agape Christian		
GED		

Age	#	%
< = 17		
18-20	4	40.0%
21-25	3	30.0%
26-30	1	10.0%
31-40		
41-50	1	10.0%
51-60		
61-70		
71-80	1	10.0%
81+		
Unk		
Total	10	100.0%
Avg	29.5	
<21	4	40.0%
>60	1	10.0%

Enrollments	
FL '12	27
FL '13	15
FL '14	6
FL '15	5
FL '16	6
FL '17	10



Graduates	
FL '12	1
FL '13	-
FL '14	-
FL '15	-
FL '16	-
FL '17	-



Demographics	Male						Female						Grand Total					
	Full-time		Part-time		Male Total		Full-time		Part-time		Female Total		Full-time		Part-time		Grand Total	
	#	%	#	%	#	%	#	%	#	%	#	%	#	%	#	%	#	%
Asian																		
American Indian / Alaskan Native																		
Black or African American																		
Hispanic			1	10.0%	1	10.0%									1	10.0%	1	10.0%
White	2	20.0%	2	20.0%	4	40.0%	2	20.0%	3	30.0%	5	50.0%	4	40.0%	5	50.0%	9	90.0%
Native Hawaiian or Pacific Islander																		
Unknown																		
Totals	2	20.0%	3	30.0%	5	50.0%	2	20.0%	3	30.0%	5	50.0%	4	40.0%	6	60.0%	10	100.0%



Music

CIP Code: 50.0901

Curriculum Code: 000AA0086

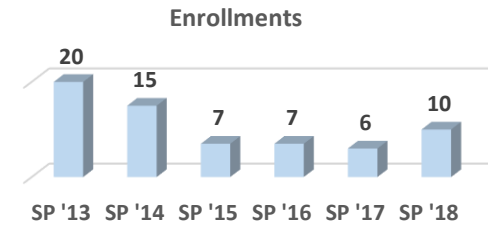
Program: AA

Spring 2018

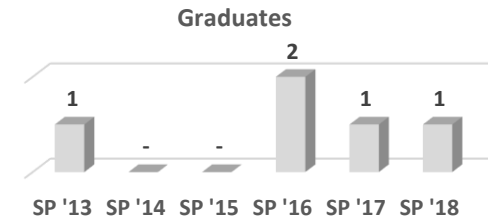
Total Enrollment:	10	100.0%	Male:	6	60.0%	FT:	4	40.0%	Avg Age:	29.5
Minority:	1	10.0%	Female:	4	40.0%	PT:	6	60.0%	Feeder Enrl:	4 40.0%

Feeder H.S. Enrollees	#	%	Age	#	%
Carbondale	1	10.0%	< = 17		
Cartersville	1	10.0%	18-20	3	30.0%
Crab Orchard	1	10.0%	21-25	4	40.0%
DuQuoin			26-30	1	10.0%
Elverado			31-40		
Herrin			41-50	1	10.0%
Johnston City			51-60		
Marion	1	10.0%	61-70		
Murphysboro			71-80	1	10.0%
West Frankfort			81+		
Trico			Unk		
Feeder H.S. Total	4	40.0%	Total	10	100.0%
Agape Christian			Avg	29.5	
GED	1	10.0%	<21	3	30.0%
			>60	1	10.0%

Enrollments	
SP '13	20
SP '14	15
SP '15	7
SP '16	7
SP '17	6
SP '18	10



Graduates	
SP '13	1
SP '14	-
SP '15	-
SP '16	2
SP '17	1
SP '18	1



Demographics	Male						Female						Grand Total					
	Full-time		Part-time		Male Total		Full-time		Part-time		Female Total		Full-time		Part-time		Grand Total	
	#	%	#	%	#	%	#	%	#	%	#	%	#	%	#	%	#	%
Asian																		
American Indian / Alaskan Native																		
Black or African American																		
Hispanic			1	10.0%	1	10.0%									1	10.0%	1	10.0%
White	3	30.0%	2	20.0%	5	50.0%	1	10.0%	3	30.0%	4	40.0%	4	40.0%	5	50.0%	9	90.0%
Native Hawaiian or Pacific Islander																		
Unknown																		
Totals	3	30.0%	3	30.0%	6	60.0%	1	10.0%	3	30.0%	4	40.0%	4	40.0%	6	60.0%	10	100.0%

Associate in Arts

Political Science

CIP Code: *45.1001*

Curriculum Code: *000AA0086*



Political Science

CIP Code: 45.1001

Curriculum Code:

000AA0086

Program:

AA

Summer 2017

Total Enrollment: 9 100.0%

Male: 5 55.6%

FT: 2 22.2%

Avg Age: 21.0

Minority:

Female: 4 44.4%

PT: 7 77.8%

Feeder Enrl: 5 55.6%

Feeder H.S. Enrollees

#	%
Carbondale	
Cartersville	1 11.1%
Crab Orchard	
DuQuoin	
Elverado	
Herrin	1 11.1%
Johnston City	
Marion	
Murphysboro	2 22.2%
West Frankfort	1 11.1%
Trico	
Feeder H.S. Total	5 55.6%

Agape Christian
GED

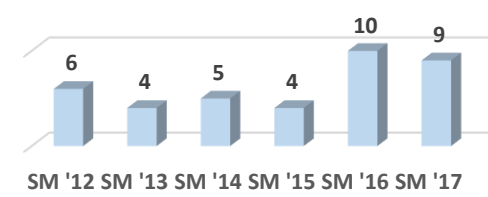
Age

#	%
< = 17	
18-20	6 66.7%
21-25	3 33.3%
26-30	
31-40	
41-50	
51-60	
61-70	
71-80	
81+	
Unk	
Total	9 100.0%
Avg	21.0
<21	6 66.7%
>60	

Enrollments

SM '12	6
SM '13	4
SM '14	5
SM '15	4
SM '16	10
SM '17	9

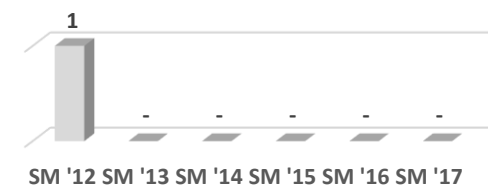
Enrollments



Graduates

SM '12	1
SM '13	-
SM '14	-
SM '15	-
SM '16	-
SM '17	-

Graduates



Demographics	Male						Female						Grand Total					
	Full-time		Part-time		Male Total		Full-time		Part-time		Female Total		Full-time		Part-time		Grand Total	
	#	%	#	%	#	%	#	%	#	%	#	%	#	%	#	%	#	%
Asian																		
American Indian / Alaskan Native																		
Black or African American																		
Hispanic																		
White			5	55.6%	5	55.6%	2	22.2%	2	22.2%	4	44.4%	2	22.2%	7	77.8%	9	100.0%
Native Hawaiian or Pacific Islander																		
Unknown																		
Totals			5	55.6%	5	55.6%	2	22.2%	2	22.2%	4	44.4%	2	22.2%	7	77.8%	9	100.0%



Political Science

CIP Code: 45.1001

Curriculum Code:

000AA0086

Program:

AA

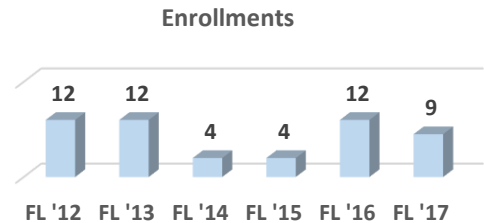
Fall 2017

Total Enrollment:	9	100.0%	Male:	6	66.7%	FT:	7	77.8%	Avg Age:	24.9
Minority:	2	22.2%	Female:	3	33.3%	PT:	2	22.2%	Feeder Enrl:	5 55.6%

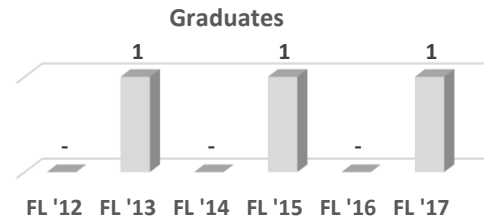
Feeder H.S. Enrollees	#	%
Carbondale	1	11.1%
Carterville		
Crab Orchard		
DuQuoin		
Elverado		
Herrin	2	22.2%
Johnston City	1	11.1%
Marion	1	11.1%
Murphysboro		
West Frankfort		
Trico		
Feeder H.S. Total	5	55.6%
Agape Christian		
GED		

Age	#	%
< = 17		
18-20	5	55.6%
21-25	1	11.1%
26-30	2	22.2%
31-40		
41-50	1	11.1%
51-60		
61-70		
71-80		
81+		
Unk		
Total	9	100.0%
Avg	24.9	
<21	5	55.6%
>60		

Enrollments	
FL '12	12
FL '13	12
FL '14	4
FL '15	4
FL '16	12
FL '17	9



Graduates	
FL '12	-
FL '13	1
FL '14	-
FL '15	1
FL '16	-
FL '17	1



Demographics	Male						Female						Grand Total					
	Full-time		Part-time		Male Total		Full-time		Part-time		Female Total		Full-time		Part-time		Grand Total	
	#	%	#	%	#	%	#	%	#	%	#	%	#	%	#	%	#	%
Asian																		
American Indian / Alaskan Native							1	11.1%			1	11.1%	1	11.1%			1	11.1%
Black or African American																		
Hispanic	1	11.1%			1	11.1%							1	11.1%			1	11.1%
White	4	44.4%	1	11.1%	5	55.6%	1	11.1%	1	11.1%	2	22.2%	5	55.6%	2	22.2%	7	77.8%
Native Hawaiian or Pacific Islander																		
Unknown																		
Totals	5	55.6%	1	11.1%	6	66.7%	2	22.2%	1	11.1%	3	33.3%	7	77.8%	2	22.2%	9	100.0%



Political Science

CIP Code: 45.1001

Curriculum Code:

000AA0086

Program:

AA

Spring 2018

Total Enrollment: 12 100.0%
Minority: 4 33.3%

Male: 8 66.7%
Female: 4 33.3%

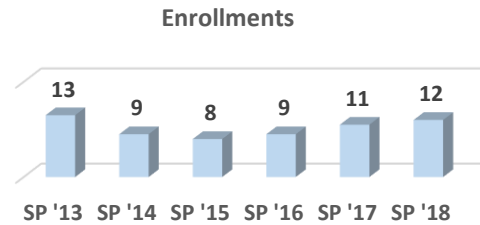
FT: 7 58.3%
PT: 5 41.7%

Avg Age: 26.0
Feeder Enrl: 4 33.3%

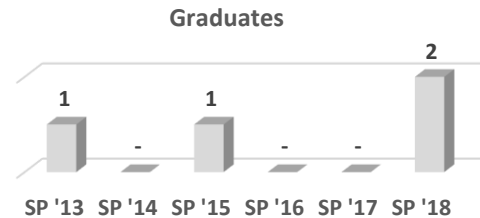
Feeder H.S. Enrollees	#	%
Carbondale	1	8.3%
Carterville		
Crab Orchard		
DuQuoin		
Elverado		
Herrin	1	8.3%
Johnston City		
Marion	1	8.3%
Murphysboro		
West Frankfort	1	8.3%
Trico		
Feeder H.S. Total	4	33.3%
Agape Christian		
GED		

Age	#	%
< = 17		
18-20	4	33.3%
21-25	3	25.0%
26-30	4	33.3%
31-40		
41-50	1	8.3%
51-60		
61-70		
71-80		
81+		
Unk		
Total	12	100.0%
Avg	26.0	
<21	4	33.3%
>60		

Enrollments	
SP '13	13
SP '14	9
SP '15	8
SP '16	9
SP '17	11
SP '18	12



Graduates	
SP '13	1
SP '14	-
SP '15	1
SP '16	-
SP '17	-
SP '18	2



Demographics	Male						Female						Grand Total					
	Full-time		Part-time		Male Total		Full-time		Part-time		Female Total		Full-time		Part-time		Grand Total	
	#	%	#	%	#	%	#	%	#	%	#	%	#	%	#	%	#	%
Asian																		
American Indian / Alaskan Native							1	8.3%			1	8.3%	1	8.3%			1	8.3%
Black or African American			1	8.3%	1	8.3%	1	8.3%			1	8.3%	1	8.3%	1	8.3%	2	16.7%
Hispanic	1	8.3%			1	8.3%							1	8.3%			1	8.3%
White	3	25.0%	3	25.0%	6	50.0%	1	8.3%	1	8.3%	2	16.7%	4	33.3%	4	33.3%	8	66.7%
Native Hawaiian or Pacific Islander																		
Unknown																		
Totals	4	33.3%	4	33.3%	8	66.7%	3	25.0%	1	8.3%	4	33.3%	7	58.3%	5	41.7%	12	100.0%

Associate in Arts

Pre-Law

CIP Code: *22.0001*

Curriculum Code: *000AA0086*



Pre-Law

CIP Code: 22.0001

Curriculum Code: 000AA0086

Program: AA

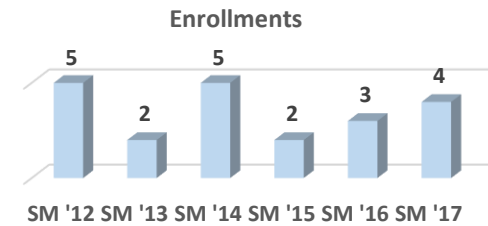
Summer 2017

Total Enrollment:	4	100.0%	Male:	2	50.0%	FT:	3	75.0%	Avg Age:	30.0
Minority:	1	25.0%	Female:	2	50.0%	PT:	1	25.0%	Feeder Enrl:	1 25.0%

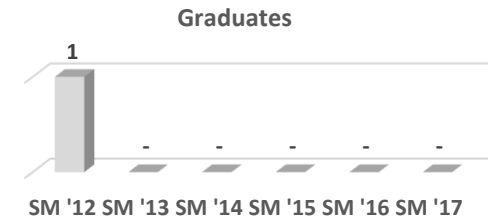
Feeder H.S. Enrollees	#	%
Carbondale		
Carterville		
Crab Orchard		
DuQuoin		
Elverado		
Herrin		
Johnston City		
Marion		
Murphysboro		
West Frankfort	1	25.0%
Trico		
Feeder H.S. Total	1	25.0%
Agape Christian		
GED		

Age	#	%
< = 17		
18-20	2	50.0%
21-25		
26-30		
31-40	1	25.0%
41-50	1	25.0%
51-60		
61-70		
71-80		
81+		
Unk		
Total	4	100.0%
Avg	30.0	
<21	2	50.0%
>60		

Enrollments	
SM '12	5
SM '13	2
SM '14	5
SM '15	2
SM '16	3
SM '17	4



Graduates	
SM '12	1
SM '13	-
SM '14	-
SM '15	-
SM '16	-
SM '17	-



Demographics	Male						Female						Grand Total					
	Full-time		Part-time		Male Total		Full-time		Part-time		Female Total		Full-time		Part-time		Grand Total	
	#	%	#	%	#	%	#	%	#	%	#	%	#	%	#	%	#	%
Asian																		
American Indian / Alaskan Native																		
Black or African American							1	25.0%			1	25.0%	1	25.0%			1	25.0%
Hispanic																		
White	1	25.0%			1	25.0%							1	25.0%			1	25.0%
Native Hawaiian or Pacific Islander																		
Unknown	1	25.0%			1	25.0%			1	25.0%	1	25.0%	1	25.0%	1	25.0%	2	50.0%
Totals	2	50.0%			2	50.0%	1	25.0%	1	25.0%	2	50.0%	3	75.0%	1	25.0%	4	100.0%



Pre-Law

CIP Code: 22.0001

Curriculum Code: 000AA0086

Program: AA

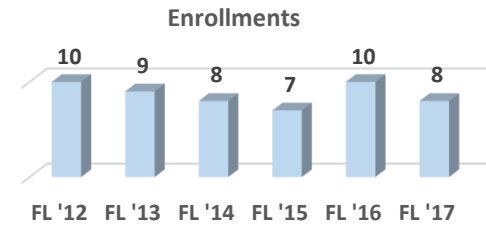
Fall 2017

Total Enrollment:	8	100.0%	Male:	3	37.5%	FT:	7	87.5%	Avg Age:	26.1
Minority:	5	62.5%	Female:	5	62.5%	PT:	1	12.5%	Feeder Enrl:	3 37.5%

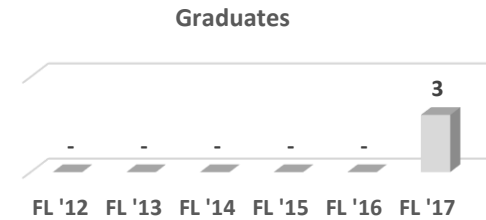
Feeder H.S. Enrollees	#	%
Carbondale		
Carterville		
Crab Orchard	1	12.5%
DuQuoin		
Elverado		
Herrin		
Johnston City		
Marion		
Murphysboro		
West Frankfort	2	25.0%
Trico		
Feeder H.S. Total	3	37.5%
Agape Christian		
GED	1	12.5%

Age	#	%
< = 17		
18-20	4	50.0%
21-25	1	12.5%
26-30	1	12.5%
31-40	1	12.5%
41-50	1	12.5%
51-60		
61-70		
71-80		
81+		
Unk		
Total	8	100.0%
Avg	26.1	
<21	4	50.0%
>60		

Enrollments	
FL '12	10
FL '13	9
FL '14	8
FL '15	7
FL '16	10
FL '17	8



Graduates	
FL '12	-
FL '13	-
FL '14	-
FL '15	-
FL '16	-
FL '17	3



Demographics	Male						Female						Grand Total					
	Full-time		Part-time		Male Total		Full-time		Part-time		Female Total		Full-time		Part-time		Grand Total	
	#	%	#	%	#	%	#	%	#	%	#	%	#	%	#	%	#	%
Asian																		
American Indian / Alaskan Native			1	12.5%	1	12.5%									1	12.5%	1	12.5%
Black or African American	1	12.5%			1	12.5%	3	37.5%			3	37.5%	4	50.0%			4	50.0%
Hispanic																		
White	1	12.5%			1	12.5%	2	25.0%			2	25.0%	3	37.5%			3	37.5%
Native Hawaiian or Pacific Islander																		
Unknown																		
Totals	2	25.0%	1	12.5%	3	37.5%	5	62.5%			5	62.5%	7	87.5%	1	12.5%	8	100.0%



Pre-Law

CIP Code: 22.0001

Curriculum Code: 000AA0086

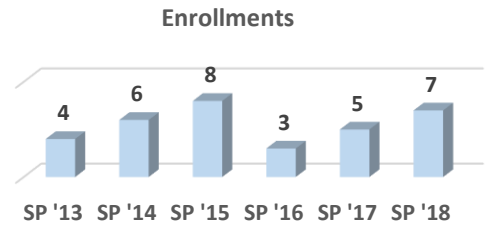
Program: AA

Spring 2018

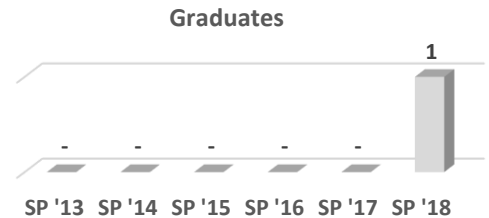
Total Enrollment:	7	100.0%	Male:	1	14.3%	FT:	5	71.4%	Avg Age:	22.8
Minority:	4	57.1%	Female:	6	85.7%	PT:	2	28.6%	Feeder Enrl:	4 57.1%

Feeder H.S. Enrollees	#	%	Age	#	%
Carbondale			< = 17		
Carterville			18-20	4	57.1%
Crab Orchard	1	14.3%	21-25	2	28.6%
DuQuoin			26-30		
Elverado			31-40	1	14.3%
Herrin			41-50		
Johnston City			51-60		
Marion			61-70		
Murphysboro	2	28.6%	71-80		
West Frankfort	1	14.3%	81+		
Trico			Unk		
Feeder H.S. Total	4	57.1%	Total	7	100.0%
			Avg	22.8	
Agape Christian			<21	4	57.1%
GED			>60		

Enrollments	
SP '13	4
SP '14	6
SP '15	8
SP '16	3
SP '17	5
SP '18	7



Graduates	
SP '13	-
SP '14	-
SP '15	-
SP '16	-
SP '17	-
SP '18	1



Demographics	Male						Female						Grand Total					
	Full-time		Part-time		Male Total		Full-time		Part-time		Female Total		Full-time		Part-time		Grand Total	
	#	%	#	%	#	%	#	%	#	%	#	%	#	%	#	%	#	%
Asian																		
American Indian / Alaskan Native	1	14.3%			1	14.3%							1	14.3%			1	14.3%
Black or African American							2	28.6%	1	14.3%	3	42.9%	2	28.6%	1	14.3%	3	42.9%
Hispanic																		
White							2	28.6%			2	28.6%	2	28.6%			2	28.6%
Native Hawaiian or Pacific Islander																		
Unknown									1	14.3%	1	14.3%			1	14.3%	1	14.3%
Totals	1	14.3%			1	14.3%	4	57.1%	2	28.6%	6	85.7%	5	71.4%	2	28.6%	7	100.0%

Associate in Arts

Psychology

CIP Code: **42.0101**

Curriculum Code: **000AA0086**



Psychology

CIP Code: 42.0101

Curriculum Code:

000AA0086

Program:

AA

Summer 2017

Total Enrollment:	26	100.0%	Male:	5	19.2%	FT:	9	34.6%	Avg Age:	23.3
Minority:	7	26.9%	Female:	21	80.8%	PT:	17	65.4%	Feeder Enrl:	11 42.3%

Feeder H.S. Enrollees

#	%
Carbondale	2 7.7%
Carterville	1 3.8%
Crab Orchard	
DuQuoin	2 7.7%
Elverado	1 3.8%
Herrin	1 3.8%
Johnston City	1 3.8%
Marion	2 7.7%
Murphysboro	1 3.8%
West Frankfort	
Trico	
Feeder H.S. Total	11 42.3%
Agape Christian	
GED	1 3.8%

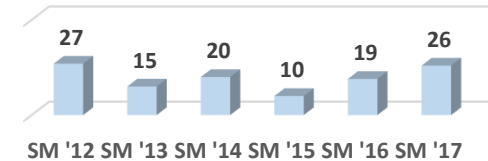
Age

#	%
< = 17	1 3.8%
18-20	11 42.3%
21-25	9 34.6%
26-30	1 3.8%
31-40	4 15.4%
41-50	
51-60	
61-70	
71-80	
81+	
Unk	
Total	26 100.0%
Avg	23.3
<21	12 46.2%
>60	

Enrollments

SM '12	27
SM '13	15
SM '14	20
SM '15	10
SM '16	19
SM '17	26

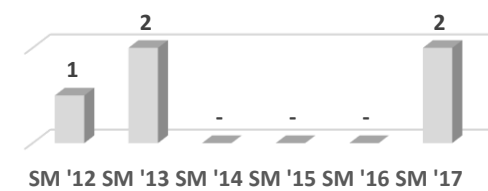
Enrollments



Graduates

SM '12	1
SM '13	2
SM '14	-
SM '15	-
SM '16	-
SM '17	2

Graduates



Demographics	Male						Female						Grand Total					
	Full-time		Part-time		Male Total		Full-time		Part-time		Female Total		Full-time		Part-time		Grand Total	
	#	%	#	%	#	%	#	%	#	%	#	%	#	%	#	%	#	%
Asian																		
American Indian / Alaskan Native									1	3.8%	1	3.8%			1	3.8%	1	3.8%
Black or African American							4	15.4%	2	7.7%	6	23.1%	4	15.4%	2	7.7%	6	23.1%
Hispanic																		
White	1	3.8%	4	15.4%	5	19.2%	4	15.4%	10	38.5%	14	53.8%	5	19.2%	14	53.8%	19	73.1%
Native Hawaiian or Pacific Islander																		
Unknown																		
Totals	1	3.8%	4	15.4%	5	19.2%	8	30.8%	13	50.0%	21	80.8%	9	34.6%	17	65.4%	26	100.0%



Psychology

CIP Code: 42.0101

Curriculum Code:

000AA0086

Program:

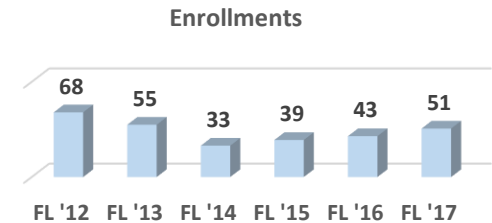
AA

Fall 2017

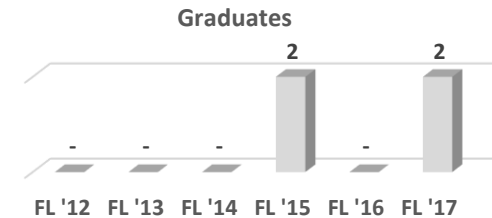
Total Enrollment:	51	100.0%	Male:	16	31.4%	FT:	39	76.5%	Avg Age:	23.4
Minority:	10	19.6%	Female:	35	68.6%	PT:	12	23.5%	Feeder Enrl:	30 58.8%

Feeder H.S. Enrollees			Age		
#	%		#	%	
Carbondale	6	11.8%	< = 17	1	2.0%
Carterville	2	3.9%	18-20	32	62.7%
Crab Orchard			21-25	8	15.7%
DuQuoin	3	5.9%	26-30	2	3.9%
Elverado	1	2.0%	31-40	5	9.8%
Herrin	4	7.8%	41-50	2	3.9%
Johnston City	4	7.8%	51-60	1	2.0%
Marion	9	17.6%	61-70		
Murphysboro			71-80		
West Frankfort	1	2.0%	81+		
Trico			Unk		
Feeder H.S. Total	30	58.8%	Total	51	100.0%
Agape Christian			Avg	23.4	
GED	2	3.9%	<21	33	64.7%
			>60		

Enrollments	
FL '12	68
FL '13	55
FL '14	33
FL '15	39
FL '16	43
FL '17	51



Graduates	
FL '12	-
FL '13	-
FL '14	-
FL '15	2
FL '16	-
FL '17	2



Demographics	Male						Female						Grand Total					
	Full-time		Part-time		Male Total		Full-time		Part-time		Female Total		Full-time		Part-time		Grand Total	
	#	%	#	%	#	%	#	%	#	%	#	%	#	%	#	%	#	%
Asian																		
American Indian / Alaskan Native																		
Black or African American	2	3.9%			2	3.9%	8	15.7%			8	15.7%	10	19.6%			10	19.6%
Hispanic																		
White	10	19.6%	4	7.8%	14	27.5%	19	37.3%	8	15.7%	27	52.9%	29	56.9%	12	23.5%	41	80.4%
Native Hawaiian or Pacific Islander																		
Unknown																		
Totals	12	23.5%	4	7.8%	16	31.4%	27	52.9%	8	15.7%	35	68.6%	39	76.5%	12	23.5%	51	100.0%



Psychology

CIP Code: 42.0101

Curriculum Code:

000AA0086

Program:

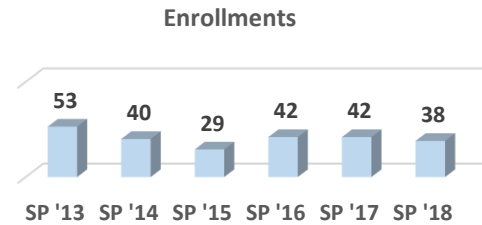
AA

Spring 2018

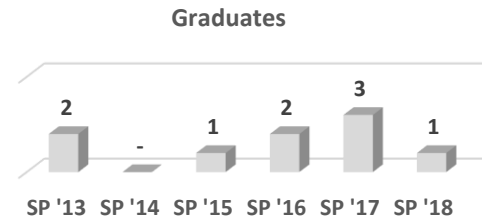
Total Enrollment:	38	100.0%	Male:	12	31.6%	FT:	25	65.8%	Avg Age:	20.9
Minority:	8	21.1%	Female:	26	68.4%	PT:	13	34.2%	Feeder Enrl:	22 57.9%

Feeder H.S. Enrollees			Age		
#	%		#	%	
Carbondale	5	13.2%	< = 17	2	5.3%
Carterville	2	5.3%	18-20	24	63.2%
Crab Orchard			21-25	10	26.3%
DuQuoin	1	2.6%	26-30		
Elverado	1	2.6%	31-40	2	5.3%
Herrin	4	10.5%	41-50		
Johnston City	2	5.3%	51-60		
Marion	5	13.2%	61-70		
Murphysboro			71-80		
West Frankfort	2	5.3%	81+		
Trico			Unk		
Feeder H.S. Total	22	57.9%	Total	38	100.0%
Agape Christian			Avg	20.9	
GED	1	2.6%	<21	26	68.4%
			>60		

Enrollments	
SP '13	53
SP '14	40
SP '15	29
SP '16	42
SP '17	42
SP '18	38



Graduates	
SP '13	2
SP '14	-
SP '15	1
SP '16	2
SP '17	3
SP '18	1



Demographics	Male						Female						Grand Total					
	Full-time		Part-time		Male Total		Full-time		Part-time		Female Total		Full-time		Part-time		Grand Total	
	#	%	#	%	#	%	#	%	#	%	#	%	#	%	#	%	#	%
Asian																		
American Indian / Alaskan Native																		
Black or African American	1	2.6%			1	2.6%	5	13.2%	2	5.3%	7	18.4%	6	15.8%	2	5.3%	8	21.1%
Hispanic																		
White	6	15.8%	4	10.5%	10	26.3%	11	28.9%	7	18.4%	18	47.4%	17	44.7%	11	28.9%	28	73.7%
Native Hawaiian or Pacific Islander																		
Unknown	1	2.6%			1	2.6%	1	2.6%			1	2.6%	2	5.3%			2	5.3%
Totals	8	21.1%	4	10.5%	12	31.6%	17	44.7%	9	23.7%	26	68.4%	25	65.8%	13	34.2%	38	100.0%

Associate in Arts

Social Work

CIP Code: **44.0701**

Curriculum Code: **000AA0086**



Social Work

CIP Code: 44.0701

Curriculum Code:

000AA0086

Program:

AA

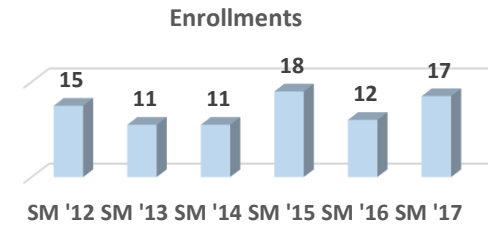
Summer 2017

Total Enrollment:	17	100.0%	Male:	3	17.6%	FT:	5	29.4%	Avg Age:	26.2
Minority:	5	29.4%	Female:	14	82.4%	PT:	12	70.6%	Feeder Enrl:	9 52.9%

Feeder H.S. Enrollees	#	%	Age	#	%
Carbondale			< = 17		
Carterville	2	11.8%	18-20	6	35.3%
Crab Orchard			21-25	5	29.4%
DuQuoin	1	5.9%	26-30	4	23.5%
Elverado			31-40		
Herrin	1	5.9%	41-50	2	11.8%
Johnston City	1	5.9%	51-60		
Marion	1	5.9%	61-70		
Murphysboro	1	5.9%	71-80		
West Frankfort	2	11.8%	81+		
Trico			Unk		
Feeder H.S. Total	9	52.9%	Total	17	100.0%
Agape Christian			Avg	26.2	
GED	1	5.9%	<21	6	35.3%
			>60		

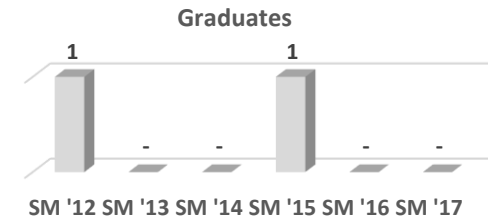
Enrollments

SM '12	15
SM '13	11
SM '14	11
SM '15	18
SM '16	12
SM '17	17



Graduates

SM '12	1
SM '13	-
SM '14	-
SM '15	1
SM '16	-
SM '17	-



Demographics	Male						Female						Grand Total					
	Full-time		Part-time		Male Total		Full-time		Part-time		Female Total		Full-time		Part-time		Grand Total	
	#	%	#	%	#	%	#	%	#	%	#	%	#	%	#	%	#	%
Asian																		
American Indian / Alaskan Native																		
Black or African American	1	5.9%			1	5.9%	1	5.9%	2	11.8%	3	17.6%	2	11.8%	2	11.8%	4	23.5%
Hispanic									1	5.9%	1	5.9%			1	5.9%	1	5.9%
White	1	5.9%	1	5.9%	2	11.8%	2	11.8%	8	47.1%	10	58.8%	3	17.6%	9	52.9%	12	70.6%
Native Hawaiian or Pacific Islander																		
Unknown																		
Totals	2	11.8%	1	5.9%	3	17.6%	3	17.6%	11	64.7%	14	82.4%	5	29.4%	12	70.6%	17	100.0%



Social Work

CIP Code: 44.0701

Curriculum Code:

000AA0086

Program:

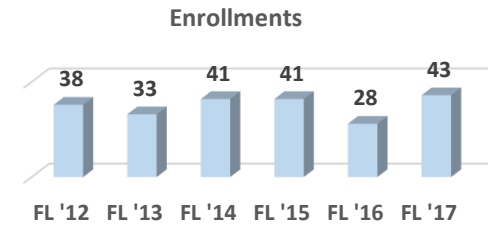
AA

Fall 2017

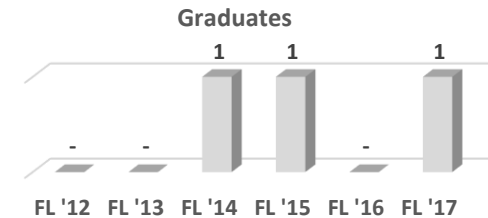
Total Enrollment:	43	100.0%	Male:	5	11.6%	FT:	28	65.1%	Avg Age:	23.3
Minority:	11	25.6%	Female:	38	88.4%	PT:	15	34.9%	Feeder Enrl:	28 65.1%

Feeder H.S. Enrollees	#	%	Age	#	%
Carbondale	2	4.7%	< = 17		
Carterville	3	7.0%	18-20	22	51.2%
Crab Orchard	1	2.3%	21-25	10	23.3%
DuQuoin	3	7.0%	26-30	7	16.3%
Elverado	2	4.7%	31-40	3	7.0%
Herrin	5	11.6%	41-50	1	2.3%
Johnston City	2	4.7%	51-60		
Marion	4	9.3%	61-70		
Murphysboro	2	4.7%	71-80		
West Frankfort	3	7.0%	81+		
Trico	1	2.3%	Unk		
Feeder H.S. Total	28	65.1%	Total	43	100.0%
Agape Christian			Avg	23.3	
GED	2	4.7%	<21	22	51.2%
			>60		

Enrollments	
FL '12	38
FL '13	33
FL '14	41
FL '15	41
FL '16	28
FL '17	43



Graduates	
FL '12	-
FL '13	-
FL '14	1
FL '15	1
FL '16	-
FL '17	1



Demographics	Male						Female						Grand Total					
	Full-time		Part-time		Male Total		Full-time		Part-time		Female Total		Full-time		Part-time		Grand Total	
	#	%	#	%	#	%	#	%	#	%	#	%	#	%	#	%	#	%
Asian																		
American Indian / Alaskan Native																		
Black or African American			2	4.7%	2	4.7%	8	18.6%	1	2.3%	9	20.9%	8	18.6%	3	7.0%	11	25.6%
Hispanic																		
White	1	2.3%	2	4.7%	3	7.0%	19	44.2%	9	20.9%	28	65.1%	20	46.5%	11	25.6%	31	72.1%
Native Hawaiian or Pacific Islander																		
Unknown									1	2.3%	1	2.3%			1	2.3%	1	2.3%
Totals	1	2.3%	4	9.3%	5	11.6%	27	62.8%	11	25.6%	38	88.4%	28	65.1%	15	34.9%	43	100.0%



Social Work

Spring 2018

CIP Code: 44.0701

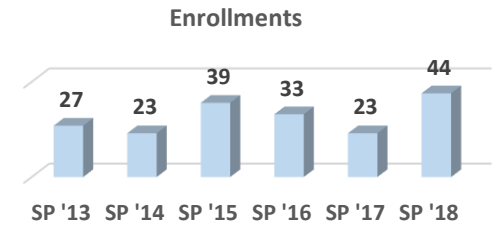
Curriculum Code: 000AA0086

Program: AA

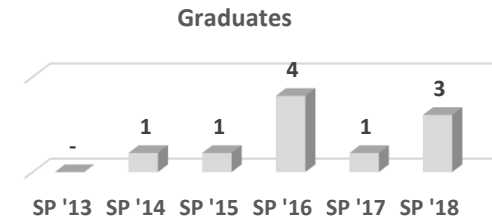
Total Enrollment:	44	100.0%	Male:	4	9.1%	FT:	36	81.8%	Avg Age:	24.5
Minority:	12	27.3%	Female:	40	90.9%	PT:	8	18.2%	Feeder Enrl:	23 52.3%

Feeder H.S. Enrollees	#	%	Age	#	%
Carbondale	4	9.1%	< = 17		
Carterville	2	4.5%	18-20	17	38.6%
Crab Orchard	1	2.3%	21-25	12	27.3%
DuQuoin	2	4.5%	26-30	9	20.5%
Elverado			31-40	5	11.4%
Herrin	3	6.8%	41-50	1	2.3%
Johnston City	1	2.3%	51-60		
Marion	5	11.4%	61-70		
Murphysboro	3	6.8%	71-80		
West Frankfort	2	4.5%	81+		
Trico			Unk		
Feeder H.S. Total	23	52.3%	Total	44	100.0%
Agape Christian			Avg	24.5	
GED	5	11.4%	<21	17	38.6%
			>60		

Enrollments	
SP '13	27
SP '14	23
SP '15	39
SP '16	33
SP '17	23
SP '18	44



Graduates	
SP '13	-
SP '14	1
SP '15	1
SP '16	4
SP '17	1
SP '18	3



Demographics	Male						Female						Grand Total					
	Full-time		Part-time		Male Total		Full-time		Part-time		Female Total		Full-time		Part-time		Grand Total	
	#	%	#	%	#	%	#	%	#	%	#	%	#	%	#	%	#	%
Asian																		
American Indian / Alaskan Native																		
Black or African American	1	2.3%			1	2.3%	10	22.7%	1	2.3%	11	25.0%	11	25.0%	1	2.3%	12	27.3%
Hispanic																		
White	2	4.5%	1	2.3%	3	6.8%	23	52.3%	6	13.6%	29	65.9%	25	56.8%	7	15.9%	32	72.7%
Native Hawaiian or Pacific Islander																		
Unknown																		
Totals	3	6.8%	1	2.3%	4	9.1%	33	75.0%	7	15.9%	40	90.9%	36	81.8%	8	18.2%	44	100.0%

Associate in Arts

Sociology

CIP Code: **45.1101**

Curriculum Code: **000AA0086**



Sociology

CIP Code: 45.1101

Curriculum Code: 000AA0086

Program: AA

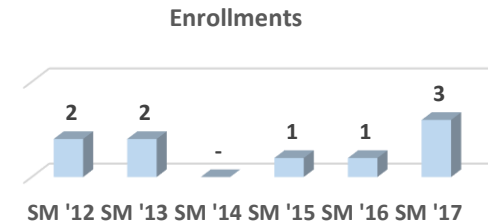
Summer 2017

Total Enrollment:	3	100.0%	Male:	1	33.3%	FT:	2	66.7%	Avg Age:	20.2
Minority:			Female:	2	66.7%	PT:	1	33.3%	Feeder Enrl:	3 100.0%

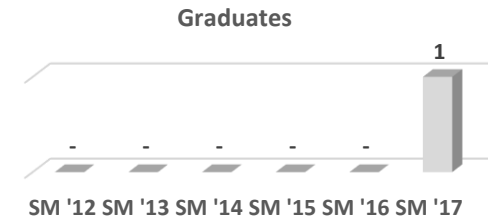
Feeder H.S. Enrollees	#	%
Carbondale	1	33.3%
Carterville		
Crab Orchard		
DuQuoin		
Elverado	1	33.3%
Herrin		
Johnston City		
Marion	1	33.3%
Murphysboro		
West Frankfort		
Trico		
Feeder H.S. Total	3	100.0%
Agape Christian		
GED		

Age	#	%
< = 17		
18-20	3	100.0%
21-25		
26-30		
31-40		
41-50		
51-60		
61-70		
71-80		
81+		
Unk		
Total	3	100.0%
Avg	20.2	
<21	3	100.0%
>60		

Enrollments	
SM '12	2
SM '13	2
SM '14	-
SM '15	1
SM '16	1
SM '17	3



Graduates	
SM '12	-
SM '13	-
SM '14	-
SM '15	-
SM '16	-
SM '17	1



Demographics	Male						Female						Grand Total					
	Full-time		Part-time		Male Total		Full-time		Part-time		Female Total		Full-time		Part-time		Grand Total	
	#	%	#	%	#	%	#	%	#	%	#	%	#	%	#	%	#	%
Asian																		
American Indian / Alaskan Native																		
Black or African American																		
Hispanic																		
White			1	33.3%	1	33.3%	2	66.7%			2	66.7%	2	66.7%	1	33.3%	3	100.0%
Native Hawaiian or Pacific Islander																		
Unknown																		
Totals			1	33.3%	1	33.3%	2	66.7%			2	66.7%	2	66.7%	1	33.3%	3	100.0%



Sociology

CIP Code: 45.1101

Curriculum Code: 000AA0086

Program: AA

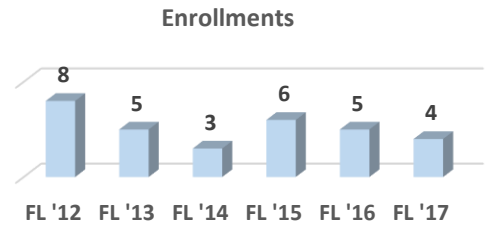
Fall 2017

Total Enrollment:	4	100.0%	Male:	1	25.0%	FT:	2	50.0%	Avg Age:	22.4
Minority:	2	50.0%	Female:	3	75.0%	PT:	2	50.0%	Feeder Enrl:	1 25.0%

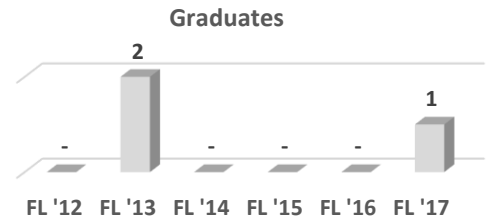
Feeder H.S. Enrollees	#	%
Carbondale		
Carterville		
Crab Orchard		
DuQuoin		
Elverado		
Herrin		
Johnston City		
Marion	1	25.0%
Murphysboro		
West Frankfort		
Trico		
Feeder H.S. Total	1	25.0%
Agape Christian		
GED	1	25.0%

Age	#	%
< = 17		
18-20	1	25.0%
21-25	3	75.0%
26-30		
31-40		
41-50		
51-60		
61-70		
71-80		
81+		
Unk		
Total	4	100.0%
Avg	22.4	
<21	1	25.0%
>60		

Enrollments	
FL '12	8
FL '13	5
FL '14	3
FL '15	6
FL '16	5
FL '17	4



Graduates	
FL '12	-
FL '13	2
FL '14	-
FL '15	-
FL '16	-
FL '17	1



Demographics	Male						Female						Grand Total					
	Full-time		Part-time		Male Total		Full-time		Part-time		Female Total		Full-time		Part-time		Grand Total	
	#	%	#	%	#	%	#	%	#	%	#	%	#	%	#	%	#	%
Asian																		
American Indian / Alaskan Native																		
Black or African American	1	25.0%			1	25.0%	1	25.0%			1	25.0%	2	50.0%			2	50.0%
Hispanic																		
White									2	50.0%	2	50.0%			2	50.0%	2	50.0%
Native Hawaiian or Pacific Islander																		
Unknown																		
Totals	1	25.0%			1	25.0%	1	25.0%	2	50.0%	3	75.0%	2	50.0%	2	50.0%	4	100.0%



Sociology

CIP Code: 45.1101

Curriculum Code: 000AA0086

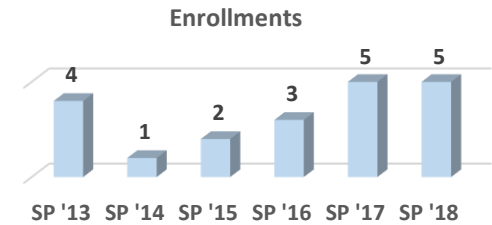
Program: AA

Spring 2018

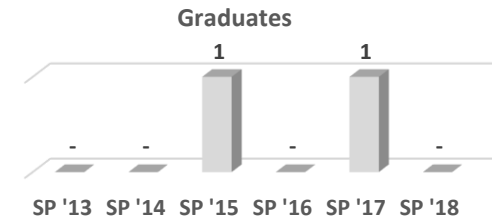
Total Enrollment:	5	100.0%	Male:	3	60.0%	FT:	1	20.0%	Avg Age:	26.0
Minority:	5	100.0%	Female:	2	40.0%	PT:	4	80.0%	Feeder Enrl:	

Feeder H.S. Enrollees	#	%	Age	#	%
Carbondale			< = 17		
Carterville			18-20		
Crab Orchard			21-25	3	60.0%
DuQuoin			26-30	1	20.0%
Elverado			31-40	1	20.0%
Herrin			41-50		
Johnston City			51-60		
Marion			61-70		
Murphysboro			71-80		
West Frankfort			81+		
Trico			Unk		
Feeder H.S. Total			Total	5	100.0%
			Avg	26.0	
Agape Christian			<21		
GED			>60		

Enrollments	
SP '13	4
SP '14	1
SP '15	2
SP '16	3
SP '17	5
SP '18	5



Graduates	
SP '13	-
SP '14	-
SP '15	1
SP '16	-
SP '17	1
SP '18	-



Demographics	Male						Female						Grand Total					
	Full-time		Part-time		Male Total		Full-time		Part-time		Female Total		Full-time		Part-time		Grand Total	
	#	%	#	%	#	%	#	%	#	%	#	%	#	%	#	%	#	%
Asian																		
American Indian / Alaskan Native																		
Black or African American	1	20.0%	2	2.0%	3	60.0%			2	40.0%	2	40.0%	1	20.0%	4	80.0%	5	100.0%
Hispanic																		
White																		
Native Hawaiian or Pacific Islander																		
Unknown																		
Totals	1	20.0%	2	40.0%	3	60.0%			2	40.0%	2	40.0%	1	20.0%	4	80.0%	5	100.0%

Associate in Arts

Special Education

CIP Code: *13.1001*

Curriculum Code: *000AA0086*



Special Education

Summer 2017

CIP Code: 13.1001

Curriculum Code: 000AA0086

Program: AA

Total Enrollment: 4 100.0%

Male: 1 25.0%

FT: 2 50.0%

Avg Age: 19.0

Minority:

Female: 3 75.0%

PT: 2 50.0%

Feeder Enrl: 4 100.0%

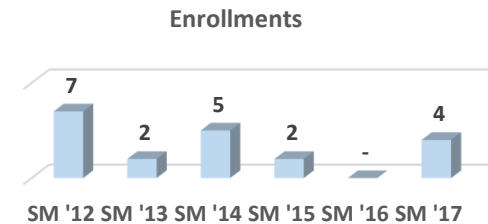
Feeder H.S. Enrollees

#	%
Carbondale	1 25.0%
Carterville	1 25.0%
Crab Orchard	1 25.0%
DuQuoin	1 25.0%
Elverado	
Herrin	
Johnston City	
Marion	1 25.0%
Murphysboro	
West Frankfort	
Trico	
Feeder H.S. Total	4 100.0%
Agape Christian	
GED	

Age	#	%
< = 17	1	25.0%
18-20	3	75.0%
21-25		
26-30		
31-40		
41-50		
51-60		
61-70		
71-80		
81+		
Unk		
Total	4	100.0%
Avg	19.0	
<21	4	100.0%
>60		

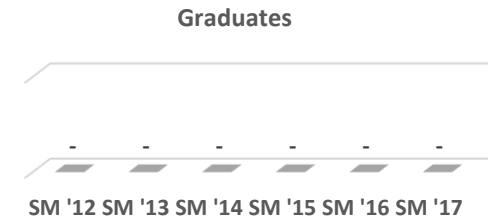
Enrollments

SM '12	7
SM '13	2
SM '14	5
SM '15	2
SM '16	-
SM '17	4



Graduates

SM '12	-
SM '13	-
SM '14	-
SM '15	-
SM '16	-
SM '17	-



Demographics	Male						Female						Grand Total					
	Full-time		Part-time		Male Total		Full-time		Part-time		Female Total		Full-time		Part-time		Grand Total	
	#	%	#	%	#	%	#	%	#	%	#	%	#	%	#	%	#	%
Asian																		
American Indian / Alaskan Native																		
Black or African American																		
Hispanic																		
White	1	25.0%			1	25.0%	1	25.0%	2	50.0%	3	75.0%	2	50.0%	2	50.0%	4	100.0%
Native Hawaiian or Pacific Islander																		
Unknown																		
Totals	1	25.0%			1	25.0%	1	25.0%	2	50.0%	3	75.0%	2	50.0%	2	50.0%	4	100.0%



Special Education

CIP Code: 13.1001

Curriculum Code: 000AA0086

Program: AA

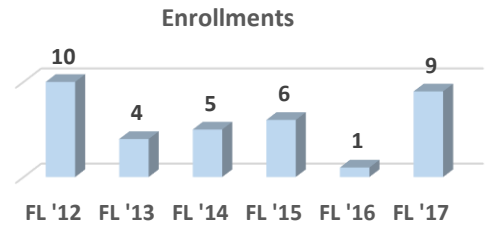
Fall 2017

Total Enrollment:	9	100.0%	Male:		FT:	7	77.8%	Avg Age:	24.4		
Minority:	2	22.2%	Female:	9	100.0%	PT:	2	22.2%	Feeder Enrl:	9	100.0%

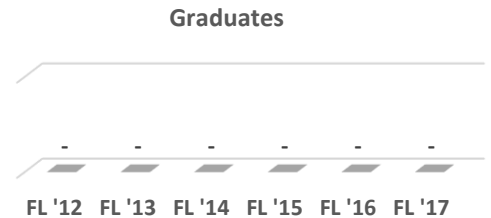
Feeder H.S. Enrollees	#	%
Carbondale	1	11.1%
Carterville		
Crab Orchard		
DuQuoin		
Elverado		
Herrin	3	33.3%
Johnston City	1	11.1%
Marion	3	33.3%
Murphysboro	1	11.1%
West Frankfort		
Trico		
Feeder H.S. Total	9	100.0%
Agape Christian		
GED		

Age	#	%
< = 17		
18-20	4	44.4%
21-25	2	22.2%
26-30	2	22.2%
31-40		
41-50	1	11.1%
51-60		
61-70		
71-80		
81+		
Unk		
Total	9	100.0%
Avg	24.4	
<21	4	44.4%
>60		

Enrollments	
FL '12	10
FL '13	4
FL '14	5
FL '15	6
FL '16	1
FL '17	9



Graduates	
FL '12	-
FL '13	-
FL '14	-
FL '15	-
FL '16	-
FL '17	-



Demographics	Male						Female						Grand Total					
	Full-time		Part-time		Male Total		Full-time		Part-time		Female Total		Full-time		Part-time		Grand Total	
	#	%	#	%	#	%	#	%	#	%	#	%	#	%	#	%	#	%
Asian																		
American Indian / Alaskan Native																		
Black or African American																		
Hispanic							1	11.1%			1	11.1%	1	11.1%			1	11.1%
White							5	55.6%	2	22.2%	7	77.8%	5	55.6%	2	22.2%	7	77.8%
Native Hawaiian or Pacific Islander							1	11.1%			1	11.1%	1	11.1%			1	11.1%
Unknown																		
Totals							7	77.8%	2	22.2%	9	100.0%	7	77.8%	2	22.2%	9	100.0%



Special Education

CIP Code: 13.1001

Curriculum Code:

000AA0086

Program:

AA

Spring 2018

Total Enrollment: 9 100.0%
Minority: 2 22.2%

Male:
Female: 9 100.0%

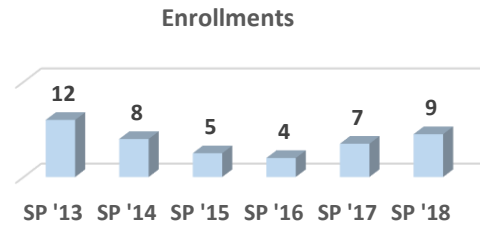
FT: 6 66.7%
PT: 3 33.3%

Avg Age: 29.0
Feeder Enrl: 7 77.8%

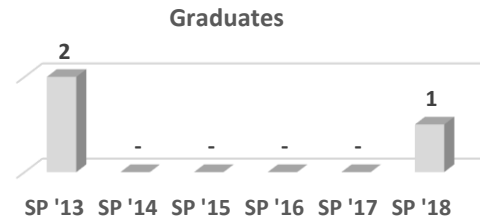
Feeder H.S. Enrollees	#	%
Carbondale	1	11.1%
Carterville		
Crab Orchard		
DuQuoin		
Elverado		
Herrin	1	11.1%
Johnston City	1	11.1%
Marion	3	33.3%
Murphysboro	1	11.1%
West Frankfort		
Trico		
Feeder H.S. Total	7	77.8%
Agape Christian		
GED		

Age	#	%
< = 17		
18-20	3	33.3%
21-25	2	22.2%
26-30	1	11.1%
31-40		
41-50	3	33.3%
51-60		
61-70		
71-80		
81+		
Unk		
Total	9	100.0%
Avg	29.0	
<21	3	33.3%
>60		

Enrollments	
SP '13	12
SP '14	8
SP '15	5
SP '16	4
SP '17	7
SP '18	9



Graduates	
SP '13	2
SP '14	-
SP '15	-
SP '16	-
SP '17	-
SP '18	1



Demographics	Male						Female						Grand Total					
	Full-time		Part-time		Male Total		Full-time		Part-time		Female Total		Full-time		Part-time		Grand Total	
	#	%	#	%	#	%	#	%	#	%	#	%	#	%	#	%	#	%
Asian																		
American Indian / Alaskan Native																		
Black or African American																		
Hispanic									1	11.1%	1	11.1%			1	11.1%	1	11.1%
White							5	55.6%	2	22.2%	7	77.8%	5	55.6%	2	22.2%	7	77.8%
Native Hawaiian or Pacific Islander							1	11.1%			1	11.1%	1	11.1%			1	11.1%
Unknown																		
Totals							6	66.7%	3	33.3%	9	100.0%	6	66.7%	3	33.3%	9	100.0%

Associate in Arts

Speech Communication

CIP Code: 09.0101

Curriculum Code: 000AA0086



Speech Communication

Summer 2017

CIP Code: 09.0101

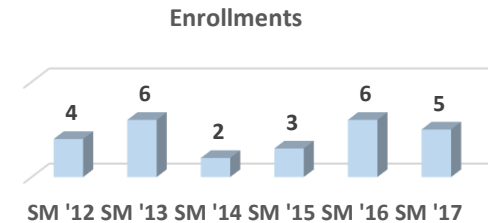
Curriculum Code: 000AA0086

Program: AA

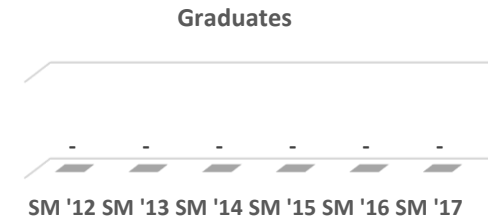
Total Enrollment:	5	100.0%	Male:	1	20.0%	FT:	4	80.0%	Avg Age:	27.7
Minority:	1	20.0%	Female:	4	80.0%	PT:	1	20.0%	Feeder Enrl:	2 40.0%

Feeder H.S. Enrollees	#	%	Age	#	%
Carbondale			< = 17		
Carterville			18-20	2	40.0%
Crab Orchard	1	20.0%	21-25	2	40.0%
DuQuoin			26-30		
Elverado			31-40		
Herrin			41-50		
Johnston City	1	20.0%	51-60	1	20.0%
Marion			61-70		
Murphysboro			71-80		
West Frankfort			81+		
Trico			Unk		
Feeder H.S. Total	2	40.0%	Total	5	100.0%
Agape Christian			Avg	27.7	
GED			<21	2	40.0%
			>60		

Enrollments	
SM '12	4
SM '13	6
SM '14	2
SM '15	3
SM '16	6
SM '17	5



Graduates	
SM '12	-
SM '13	-
SM '14	-
SM '15	-
SM '16	-
SM '17	-



Demographics	Male						Female						Grand Total					
	Full-time		Part-time		Male Total		Full-time		Part-time		Female Total		Full-time		Part-time		Grand Total	
	#	%	#	%	#	%	#	%	#	%	#	%	#	%	#	%	#	%
Asian																		
American Indian / Alaskan Native																		
Black or African American							1	20.0%			1	20.0%	1	20.0%			1	20.0%
Hispanic																		
White			1	20.0%	1	20.0%	3	60.0%			3	60.0%	3	60.0%	1	20.0%	4	80.0%
Native Hawaiian or Pacific Islander																		
Unknown																		
Totals			1	20.0%	1	20.0%	4	80.0%			4	80.0%	4	80.0%	1	20.0%	5	100.0%



Speech Communication

Fall 2017

CIP Code: 09.0101

Curriculum Code: 000AA0086

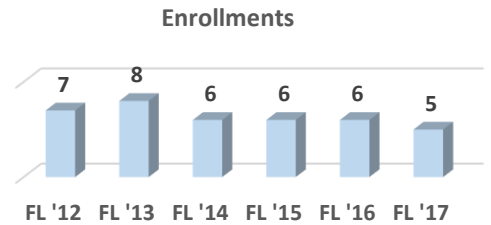
Program: AA

Total Enrollment:	5	100.0%	Male:		FT:	4	80.0%	Avg Age:	20.6		
Minority:	2	40.0%	Female:	5	100.0%	PT:	1	20.0%	Feeder Enrl:	2	40.0%

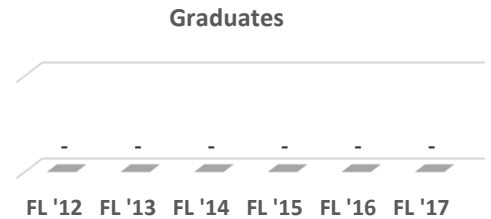
Feeder H.S. Enrollees	#	%
Carbondale		
Carterville		
Crab Orchard		
DuQuoin	2	40.0%
Elverado		
Herrin		
Johnston City		
Marion		
Murphysboro		
West Frankfort		
Trico		
Feeder H.S. Total	2	40.0%
Agape Christian		
GED		

Age	#	%
< = 17		
18-20	4	80.0%
21-25	1	20.0%
26-30		
31-40		
41-50		
51-60		
61-70		
71-80		
81+		
Unk		
Total	5	100.0%
Avg	20.6	
<21	4	80.0%
>60		

Enrollments	
FL '12	7
FL '13	8
FL '14	6
FL '15	6
FL '16	6
FL '17	5



Graduates	
FL '12	-
FL '13	-
FL '14	-
FL '15	-
FL '16	-
FL '17	-



Demographics	Male						Female						Grand Total					
	Full-time		Part-time		Male Total		Full-time		Part-time		Female Total		Full-time		Part-time		Grand Total	
	#	%	#	%	#	%	#	%	#	%	#	%	#	%	#	%	#	%
Asian																		
American Indian / Alaskan Native																		
Black or African American							1	20.0%			1	20.0%	1	20.0%			1	20.0%
Hispanic									1	20.0%	1	20.0%			1	20.0%	1	20.0%
White							3	60.0%			3	60.0%	3	60.0%			3	60.0%
Native Hawaiian or Pacific Islander																		
Unknown																		
Totals							4	80.0%	1	20.0%	5	100.0%	4	80.0%	1	20.0%	5	100.0%



Speech Communication

Spring 2018

CIP Code: 09.0101

Curriculum Code: 000AA0086

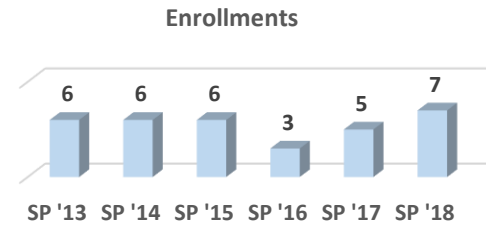
Program: AA

Total Enrollment:	7	100.0%	Male:	3	42.9%	FT:	6	85.7%	Avg Age:	22.8
Minority:	4	57.1%	Female:	4	57.1%	PT:	1	14.3%	Feeder Enrl:	3 42.9%

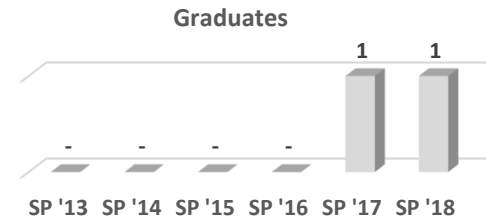
Feeder H.S. Enrollees	#	%
Carbondale	2	28.6%
Carterville		
Crab Orchard		
DuQuoin	1	14.3%
Elverado		
Herrin		
Johnston City		
Marion		
Murphysboro		
West Frankfort		
Trico		
Feeder H.S. Total	3	42.9%
Agape Christian		
GED		

Age	#	%
< = 17		
18-20	3	42.9%
21-25	2	28.6%
26-30	2	28.6%
31-40		
41-50		
51-60		
61-70		
71-80		
81+		
Unk		
Total	7	100.0%
Avg	22.8	
<21	3	42.9%
>60		

Enrollments	
SP '13	6
SP '14	6
SP '15	6
SP '16	3
SP '17	5
SP '18	7



Graduates	
SP '13	-
SP '14	-
SP '15	-
SP '16	-
SP '17	1
SP '18	1



Demographics	Male						Female						Grand Total					
	Full-time		Part-time		Male Total		Full-time		Part-time		Female Total		Full-time		Part-time		Grand Total	
	#	%	#	%	#	%	#	%	#	%	#	%	#	%	#	%	#	%
Asian																		
American Indian / Alaskan Native																		
Black or African American	2	28.6%			2	28.6%	2	28.6%			2	28.6%	4	57.1%			4	57.1%
Hispanic																		
White							2	28.6%			2	28.6%	2	28.6%			2	28.6%
Native Hawaiian or Pacific Islander																		
Unknown			1	14.3%	1	14.3%									1	14.3%	1	14.3%
Totals	2	28.6%	1	14.3%	3	42.9%	4	57.1%			4	57.1%	6	85.7%	1	14.3%	7	100.0%

JOHN A. LOGAN COLLEGE

FY 2017 – 18

John A. Logan College - Program Data
Associate in Arts in Teaching



Associate in Arts in Teaching

Secondary Mathematics

CIP Code: **13.1311**

Curriculum Code: **AAT 0105**



Secondary Mathematics

Summer 2017

CIP Code: 13.1311

Curriculum Code:

AAT 0105

Program:

AAT

Total Enrollment: 1 100.0%

Male: 1 100.0%

FT:

Avg Age: 39.7

Minority:

Female:

PT: 1 100.0%

Feeder Enrl:

Feeder H.S. Enrollees

%

Carbondale		
Carterville		
Crab Orchard		
DuQuoin		
Elverado		
Herrin		
Johnston City		
Marion		
Murphysboro		
West Frankfort		
Trico		

Feeder H.S. Total

Agape Christian		
GED	1	100.0%

Age

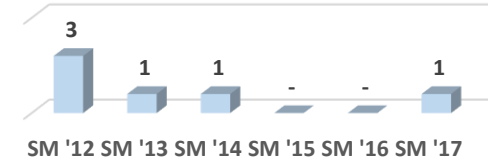
%

< = 17		
18-20		
21-25		
26-30		
31-40	1	100.0%
41-50		
51-60		
61-70		
71-80		
81+		
Unk		
Total	1	100.0%
Avg	39.7	
<21		
>60		

Enrollments

SM '12	3
SM '13	1
SM '14	1
SM '15	-
SM '16	-
SM '17	1


Enrollments



Graduates

SM '12	-
SM '13	-
SM '14	-
SM '15	-
SM '16	-
SM '17	-

Graduates



Demographics	Male						Female						Grand Total					
	Full-time		Part-time		Male Total		Full-time		Part-time		Female Total		Full-time		Part-time		Grand Total	
	#	%	#	%	#	%	#	%	#	%	#	%	#	%	#	%	#	%
Asian																		
American Indian / Alaskan Native																		
Black or African American																		
Hispanic																		
White			1	100.0%	1	100.0%									1	100.0%	1	100.0%
Native Hawaiian or Pacific Islander																		
Unknown																		
Totals			1	100.0%	1	100.0%									1	100.0%	1	100.0%



Secondary Mathematics

Fall 2017

CIP Code: 13.1311

Curriculum Code:

AAT 0105

Program:

AAT

Total Enrollment: 2 100.0%

Male: 1 50.0%

FT: 1 50.0%

Avg Age: 29.4

Minority:

Female: 1 50.0%

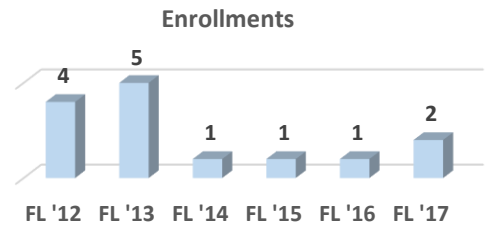
PT: 1 50.0%

Feeder Enrl: 1 50.0%

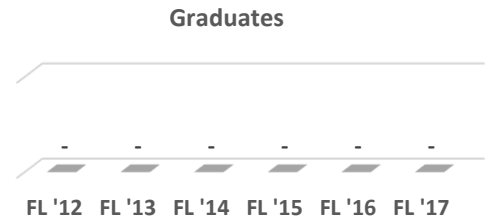
Feeder H.S. Enrollees	#	%
Carbondale	1	50.0%
Carterville		
Crab Orchard		
DuQuoin		
Elverado		
Herrin		
Johnston City		
Marion		
Murphysboro		
West Frankfort		
Trico		
Feeder H.S. Total	1	50.0%
Agape Christian		
GED	1	50.0%

Age	#	%
<= 17		
18-20	1	50.0%
21-25		
26-30		
31-40	1	50.0%
41-50		
51-60		
61-70		
71-80		
81+		
Unk		
Total	2	100.0%
Avg	29.4	
<21	1	50.0%
>60		

Enrollments	
FL '12	4
FL '13	5
FL '14	1
FL '15	1
FL '16	1
FL '17	2



Graduates	
FL '12	-
FL '13	-
FL '14	-
FL '15	-
FL '16	-
FL '17	-



Demographics	Male						Female						Grand Total					
	Full-time		Part-time		Male Total		Full-time		Part-time		Female Total		Full-time		Part-time		Grand Total	
	#	%	#	%	#	%	#	%	#	%	#	%	#	%	#	%	#	%
Asian																		
American Indian / Alaskan Native																		
Black or African American																		
Hispanic																		
White	1	50.0%			1	50.0%			1	50.0%	1	50.0%	1	50.0%	1	50.0%	2	100.0%
Native Hawaiian or Pacific Islander																		
Unknown																		
Totals	1	50.0%			1	50.0%			1	50.0%	1	50.0%	1	50.0%	1	50.0%	2	100.0%



Secondary Mathematics

Spring 2018

CIP Code: 13.1311

Curriculum Code:

AAT 0105

Program:

AAT

Total Enrollment: 1 100.0%

Male: 1 100.0%

FT: 1 100.0%

Avg Age: 40.3

Minority:

Female:

PT:

Feeder Enrl:

Feeder H.S. Enrollees

%

Carbondale		
Carterville		
Crab Orchard		
DuQuoin		
Elverado		
Herrin		
Johnston City		
Marion		
Murphysboro		
West Frankfort		
Trico		

Feeder H.S. Total

Agape Christian		
GED	1	100.0%

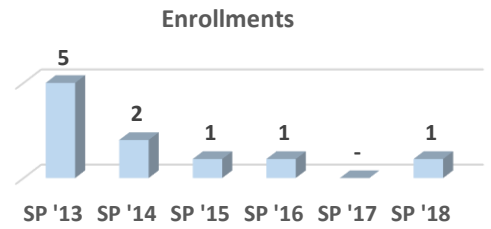
Age

%

< = 17		
18-20		
21-25		
26-30		
31-40	1	100.0%
41-50		
51-60		
61-70		
71-80		
81+		
Unk		
Total	1	100.0%
Avg	40.3	
<21		
>60		

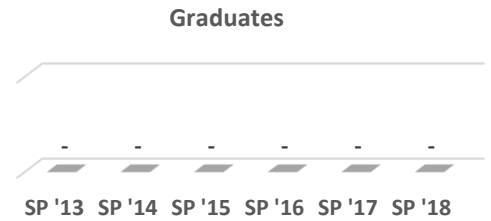
Enrollments

SP '13	5
SP '14	2
SP '15	1
SP '16	1
SP '17	-
SP '18	1



Graduates

SP '13	-
SP '14	-
SP '15	-
SP '16	-
SP '17	-
SP '18	-



Demographics	Male						Female						Grand Total					
	Full-time		Part-time		Male Total		Full-time		Part-time		Female Total		Full-time		Part-time		Grand Total	
	#	%	#	%	#	%	#	%	#	%	#	%	#	%	#	%	#	%
Asian																		
American Indian / Alaskan Native																		
Black or African American																		
Hispanic																		
White	1	100.0%			1	100.0%							1	100.0%			1	100.0%
Native Hawaiian or Pacific Islander																		
Unknown																		
Totals	1	100.0%			1	100.0%							1	100.0%			1	100.0%

JOHN A. LOGAN COLLEGE

FY 2017 – 18

John A. Logan College - Program Data
Associate in Engineering Science



Associate in Engineering Science

Engineering Science

CIP Code: *14.0101*

Curriculum Code: *AES 0096*



Engineering Science

Summer 2017

CIP Code: 14.0101

Curriculum Code:

AES 0096

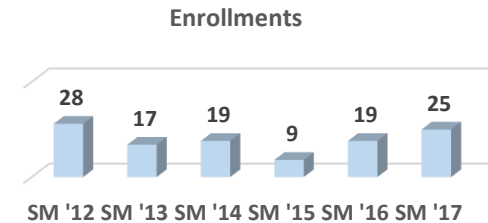
Program:

AES

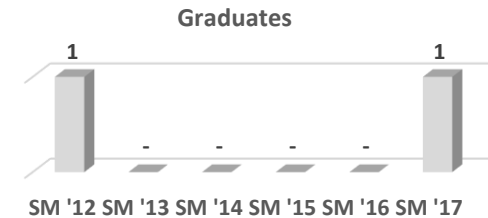
Total Enrollment:	25	100.0%	Male:	21	84.0%	FT:	6	24.0%	Avg Age:	23.0
Minority:	3	12.0%	Female:	4	16.0%	PT:	19	76.0%	Feeder Enrl:	7 28.0%

Feeder H.S. Enrollees	#	%	Age	#	%
Carbondale	1	4.0%	< = 17	8	32.0%
Carterville	2	8.0%	18-20	12	48.0%
Crab Orchard	1	4.0%	21-25	3	12.0%
DuQuoin	1	4.0%	26-30	2	8.0%
Elverado	1	4.0%	31-40		
Herrin	1	4.0%	41-50		
Johnston City	1	4.0%	51-60		
Marion	2	8.0%	61-70		
Murphysboro			71-80		
West Frankfort			81+		
Trico			Unk		
Feeder H.S. Total	7	28.0%	Total	25	100.0%
Agape Christian			Avg	23.0	
GED			<21	8	32.0%
			>60		

Enrollments	
SM '12	28
SM '13	17
SM '14	19
SM '15	9
SM '16	19
SM '17	25



Graduates	
SM '12	1
SM '13	-
SM '14	-
SM '15	-
SM '16	-
SM '17	1



Demographics	Male						Female						Grand Total					
	Full-time		Part-time		Male Total		Full-time		Part-time		Female Total		Full-time		Part-time		Grand Total	
	#	%	#	%	#	%	#	%	#	%	#	%	#	%	#	%	#	%
Asian	1	4.0%			1	4.0%							1	4.0%			1	4.0%
American Indian / Alaskan Native																		
Black or African American			2	8.0%	2	8.0%									2	8.0%	2	8.0%
Hispanic																		
White	4	16.0%	14	56.0%	18	72.0%	1	4.0%	3	12.0%	4	16.0%	5	20.0%	17	68.0%	22	88.0%
Native Hawaiian or Pacific Islander																		
Unknown																		
Totals	5	20.0%	16	64.0%	21	84.0%	1	4.0%	3	12.0%	4	16.0%	6	24.0%	19	76.0%	25	100.0%



Engineering Science

CIP Code: 14.0101

Curriculum Code:

AES 0096

Program:

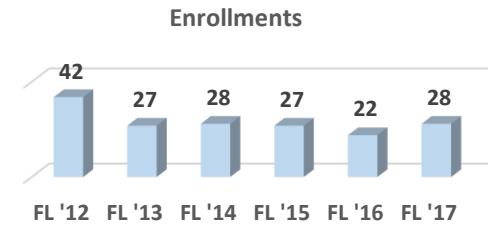
AES

Fall 2017

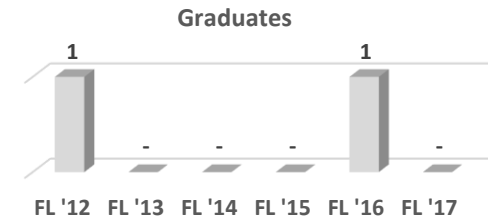
Total Enrollment:	28	100.0%	Male:	24	85.7%	FT:	18	64.3%	Avg Age:	25.1
Minority:	3	10.7%	Female:	4	14.3%	PT:	10	35.7%	Feeder Enrl:	14 50.0%

Feeder H.S. Enrollees	#	%	Age	#	%
Carbondale	1	3.6%	< = 17		
Carterville	3	10.7%	18-20	12	42.9%
Crab Orchard			21-25	7	25.0%
DuQuoin			26-30	1	3.6%
Elverado	1	3.6%	31-40	6	21.4%
Herrin	2	7.1%	41-50	2	7.1%
Johnston City	1	3.6%	51-60		
Marion	2	7.1%	61-70		
Murphysboro	3	10.7%	71-80		
West Frankfort	1	3.6%	81+		
Trico			Unk		
Feeder H.S. Total	14	50.0%	Total	28	100.0%
Agape Christian			Avg	25.1	
GED	1	3.6%	<21	12	42.9%
			>60		

Enrollments	
FL '12	42
FL '13	27
FL '14	28
FL '15	27
FL '16	22
FL '17	28



Graduates	
FL '12	1
FL '13	-
FL '14	-
FL '15	-
FL '16	1
FL '17	-



Demographics	Male						Female						Grand Total					
	Full-time		Part-time		Male Total		Full-time		Part-time		Female Total		Full-time		Part-time		Grand Total	
	#	%	#	%	#	%	#	%	#	%	#	%	#	%	#	%	#	%
Asian																		
American Indian / Alaskan Native																		
Black or African American	1	3.6%	1	3.6%	2	7.1%							1	3.6%	1	3.6%	2	7.1%
Hispanic	1	3.6%			1	3.6%							1	3.6%			1	3.6%
White	13	46.4%	8	28.6%	21	75.0%	3	10.7%	1	3.6%	4	14.3%	16	57.1%	9	32.1%	25	89.3%
Native Hawaiian or Pacific Islander																		
Unknown																		
Totals	15	53.6%	9	32.1%	24	85.7%	3	10.7%	1	3.6%	4	14.3%	18	64.3%	10	35.7%	28	100.0%



Engineering Science

Spring 2018

CIP Code: 14.0101

Curriculum Code:

AES 0096

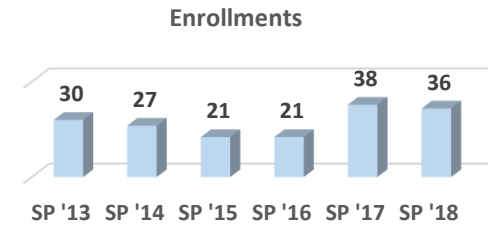
Program:

AES

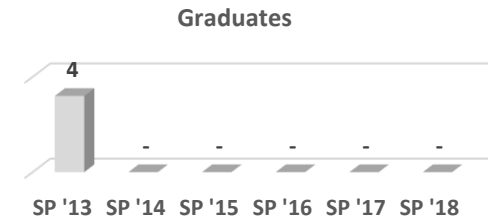
Total Enrollment:	36	100.0%	Male:	33	91.7%	FT:	23	63.9%	Avg Age:	24.2
Minority:	3	8.3%	Female:	3	8.3%	PT:	13	36.1%	Feeder Enrl:	17 47.2%

Feeder H.S. Enrollees	#	%	Age	#	%
Carbondale	1	2.8%	< = 17		
Carterville	4	11.1%	18-20	17	47.2%
Crab Orchard			21-25	10	27.8%
DuQuoin	1	2.8%	26-30	2	5.6%
Elverado			31-40	5	13.9%
Herrin	4	11.1%	41-50	2	5.6%
Johnston City			51-60		
Marion	4	11.1%	61-70		
Murphysboro	2	5.6%	71-80		
West Frankfort	1	2.8%	81+		
Trico			Unk		
Feeder H.S. Total	17	47.2%	Total	36	100.0%
Agape Christian			Avg	24.2	
GED	1	2.8%	<21	17	47.2%
			>60		

Enrollments	
SP '13	30
SP '14	27
SP '15	21
SP '16	21
SP '17	38
SP '18	36



Graduates	
SP '13	4
SP '14	-
SP '15	-
SP '16	-
SP '17	-
SP '18	-



Demographics	Male						Female						Grand Total					
	Full-time		Part-time		Male Total		Full-time		Part-time		Female Total		Full-time		Part-time		Grand Total	
	#	%	#	%	#	%	#	%	#	%	#	%	#	%	#	%	#	%
Asian																		
American Indian / Alaskan Native																		
Black or African American	1	2.8%	1	2.8%	2	5.6%							1	2.8%	1	2.8%	2	5.6%
Hispanic	1	2.8%			1	2.8%							1	2.8%			1	2.8%
White	17	47.2%	11	30.6%	28	77.8%	3	8.3%			3	8.3%	20	55.6%	11	30.6%	31	86.1%
Native Hawaiian or Pacific Islander																		
Unknown	1	2.8%	1	2.8%	2	5.6%							1	2.8%	1	2.8%	2	5.6%
Totals	20	55.6%	13	36.1%	33	91.7%	3	8.3%			3	8.3%	23	63.9%	13	36.1%	36	100.0%

JOHN A. LOGAN COLLEGE

FY 2017 – 18

John A. Logan College - Program Data
Associate in Fine Arts



Associate in Fine Arts

Art Studio

CIP Code: *50.0701*

Curriculum Code: *00AFA2015*



Art Studio

CIP Code: 50.0701

Curriculum Code: 00AFA2015

Program: AFA

Summer 2017

Total Enrollment:
Minority:

Male:
Female:

FT:
PT:

Avg Age:
Feeder Enrl:

Feeder H.S. Enrollees

%

Carbondale	
Carterville	
Crab Orchard	
DuQuoin	
Elverado	
Herrin	
Johnston City	
Marion	
Murphysboro	
West Frankfort	
Trico	

Feeder H.S. Total

Agape Christian
GED

Age


%

< = 17	
18-20	
21-25	
26-30	
31-40	
41-50	
51-60	
61-70	
71-80	
81+	
Unk	
Total	
Avg	
<21	
>60	

Enrollments

SM '12	-
SM '13	-
SM '14	-
SM '15	-
SM '16	-
SM '17	-

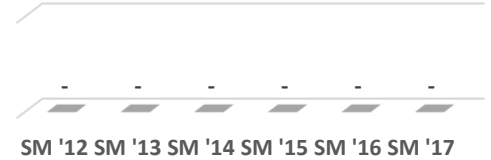
Enrollments



Graduates

SM '12	-
SM '13	-
SM '14	-
SM '15	-
SM '16	-
SM '17	-

Graduates



Demographics	Male						Female						Grand Total					
	Full-time		Part-time		Male Total		Full-time		Part-time		Female Total		Full-time		Part-time		Grand Total	
	#	%	#	%	#	%	#	%	#	%	#	%	#	%	#	%	#	%
Asian																		
American Indian / Alaskan Native																		
Black or African American																		
Hispanic																		
White																		
Native Hawaiian or Pacific Islander																		
Unknown																		
Totals																		



Art Studio

CIP Code: 50.0701

Curriculum Code: 00AFA2015

Program: AFA

Fall 2017

Total Enrollment: 1 100.0%
Minority:

Male:
Female: 1 100.0%

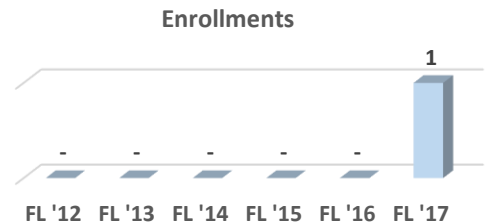
FT: 1 100.0%
PT:

Avg Age: 18.4
Feeder Enrl: 1 100.0%

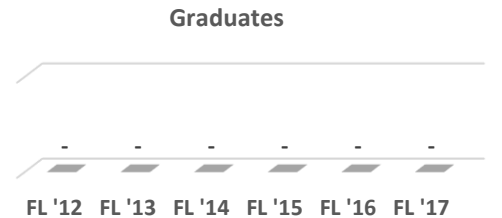
Feeder H.S. Enrollees	#	%
Carbondale		
Carterville		
Crab Orchard		
DuQuoin		
Elverado		
Herrin		
Johnston City		
Marion		
Murphysboro	1	100.0%
West Frankfort		
Trico		
Feeder H.S. Total	1	100.0%
Agape Christian		
GED		

Age	#	%
< = 17		
18-20	1	100.0%
21-25		
26-30		
31-40		
41-50		
51-60		
61-70		
71-80		
81+		
Unk		
Total	1	100.0%
Avg	18.4	
<21	1	100.0%
>60		

Enrollments	
FL '12	-
FL '13	-
FL '14	-
FL '15	-
FL '16	-
FL '17	1



Graduates	
FL '12	-
FL '13	-
FL '14	-
FL '15	-
FL '16	-
FL '17	-



Demographics	Male						Female						Grand Total					
	Full-time		Part-time		Male Total		Full-time		Part-time		Female Total		Full-time		Part-time		Grand Total	
	#	%	#	%	#	%	#	%	#	%	#	%	#	%	#	%	#	%
Asian																		
American Indian / Alaskan Native																		
Black or African American																		
Hispanic																		
White							1	100.0%			1	100.0%	1	100.0%			1	100.0%
Native Hawaiian or Pacific Islander																		
Unknown																		
Totals							1	100.0%			1	100.0%	1	100.0%			1	100.0%



Art Studio

CIP Code: 50.0701

Curriculum Code: 00AFA2015

Program: AFA

Spring 2018

Total Enrollment:
Minority:

Male:
Female:

FT:
PT:

Avg Age:
Feeder Enrl:

Feeder H.S. Enrollees

%

Carbondale	
Carterville	
Crab Orchard	
DuQuoin	
Elverado	
Herrin	
Johnston City	
Marion	
Murphysboro	
West Frankfort	
Trico	

Feeder H.S. Total

Agape Christian
GED

Age


%

< = 17	
18-20	
21-25	
26-30	
31-40	
41-50	
51-60	
61-70	
71-80	
81+	
Unk	
Total	
Avg	
<21	
>60	

Enrollments

SP '13	-
SP '14	-
SP '15	-
SP '16	-
SP '17	1
SP '18	-

Enrollments



Graduates

SP '13	-
SP '14	-
SP '15	-
SP '16	-
SP '17	-
SP '18	-

Graduates



Demographics	Male						Female						Grand Total					
	Full-time		Part-time		Male Total		Full-time		Part-time		Female Total		Full-time		Part-time		Grand Total	
	#	%	#	%	#	%	#	%	#	%	#	%	#	%	#	%	#	%
Asian																		
American Indian / Alaskan Native																		
Black or African American																		
Hispanic																		
White																		
Native Hawaiian or Pacific Islander																		
Unknown																		
Totals																		

Associate in Fine Arts

Music Education

CIP Code: **13.1312**

Curriculum Code: **00AFA0089**



Music Education

CIP Code: 13.1312

Curriculum Code:

00AFA0089

Program:

AFA

Summer 2017

Total Enrollment: 4 100.0%

Male: 1 25.0%

FT:

Avg Age: 20.0

Minority:

Female: 3 75.0%

PT: 4 100.0%

Feeder Enrl: 4 100.0%

Feeder H.S. Enrollees

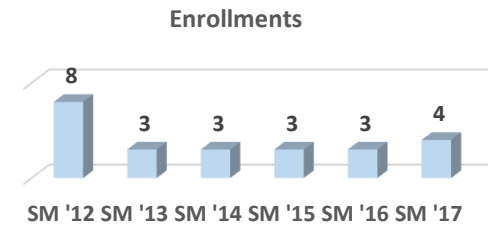
#	%
Carbondale	1 25.0%
Carterville	
Crab Orchard	
DuQuoin	
Elverado	
Herrin	1 25.0%
Johnston City	
Marion	1 25.0%
Murphysboro	
West Frankfort	1 25.0%
Trico	
Feeder H.S. Total	4 100.0%

Agape Christian
GED

Age	#	%
< = 17	1	25.0%
18-20	2	50.0%
21-25	1	25.0%
26-30		
31-40		
41-50		
51-60		
61-70		
71-80		
81+		
Unk		
Total	4	100.0%
Avg	20.0	
<21	3	75.0%
>60		

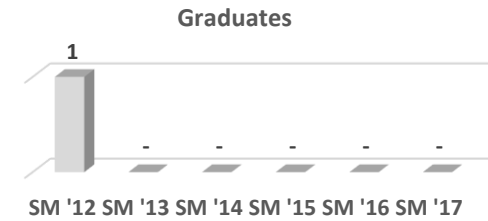
Enrollments

SM '12	8
SM '13	3
SM '14	3
SM '15	3
SM '16	3
SM '17	4



Graduates

SM '12	1
SM '13	-
SM '14	-
SM '15	-
SM '16	-
SM '17	-



Demographics	Male						Female						Grand Total					
	Full-time		Part-time		Male Total		Full-time		Part-time		Female Total		Full-time		Part-time		Grand Total	
	#	%	#	%	#	%	#	%	#	%	#	%	#	%	#	%	#	%
Asian																		
American Indian / Alaskan Native																		
Black or African American																		
Hispanic																		
White			1	25.0%	1	25.0%			3	75.0%	3	75.0%			4	100.0%	4	100.0%
Native Hawaiian or Pacific Islander																		
Unknown																		
Totals			1	25.0%	1	25.0%			3	75.0%	3	75.0%			4	100.0%	4	100.0%



Music Education

CIP Code: 13.1312

Curriculum Code:

00AFA0089

Program:

AFA

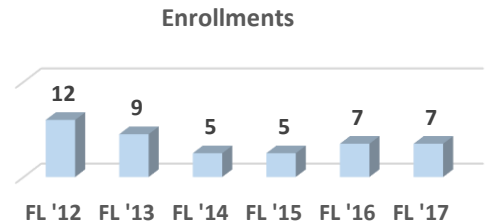
Fall 2017

Total Enrollment:	7	100.0%	Male:	3	42.9%	FT:	5	71.4%	Avg Age:	22.3
Minority:	1	14.3%	Female:	4	57.1%	PT:	2	28.6%	Feeder Enrl:	6 85.7%

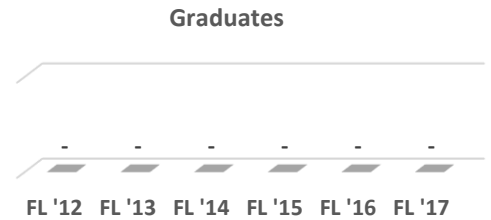
Feeder H.S. Enrollees	#	%
Carbondale		
Carterville		
Crab Orchard		
DuQuoin		
Elverado		
Herrin	1	14.3%
Johnston City		
Marion	3	42.9%
Murphysboro		
West Frankfort	2	28.6%
Trico		
Feeder H.S. Total	6	85.7%
Agape Christian		
GED	1	14.3%

Age	#	%
< = 17		
18-20	3	42.9%
21-25	3	42.9%
26-30		
31-40	1	14.3%
41-50		
51-60		
61-70		
71-80		
81+		
Unk		
Total	7	100.0%
Avg	22.3	
<21	3	42.9%
>60		

Enrollments	
FL '12	12
FL '13	9
FL '14	5
FL '15	5
FL '16	7
FL '17	7



Graduates	
FL '12	-
FL '13	-
FL '14	-
FL '15	-
FL '16	-
FL '17	-



Demographics	Male						Female						Grand Total					
	Full-time		Part-time		Male Total		Full-time		Part-time		Female Total		Full-time		Part-time		Grand Total	
	#	%	#	%	#	%	#	%	#	%	#	%	#	%	#	%	#	%
Asian																		
American Indian / Alaskan Native																		
Black or African American	1	14.3%			1	14.3%							1	14.3%			1	14.3%
Hispanic																		
White	1	14.3%	1	14.3%	2	28.6%	3	42.9%	1	14.3%	4	57.1%	4	57.1%	2	28.6%	6	85.7%
Native Hawaiian or Pacific Islander																		
Unknown																		
Totals	2	28.6%	1	14.3%	3	42.9%	3	42.9%	1	14.3%	4	57.1%	5	71.4%	2	28.6%	7	100.0%



Music Education

CIP Code: 13.1312

Curriculum Code:

00AFA0089

Program:

AFA

Spring 2018

Total Enrollment: 4 100.0%

Male: 1 25.0%

FT: 3 75.0%

Avg Age: 20.3

Minority:

Female: 3 75.0%

PT: 1 25.0%

Feeder Enrl: 4 100.0%

Feeder H.S. Enrollees

%

Carbondale		
Carterville		
Crab Orchard		
DuQuoin		
Elverado		
Herrin	1	25.0%
Johnston City		
Marion	1	25.0%
Murphysboro		
West Frankfort	2	50.0%
Trico		
Feeder H.S. Total	4	100.0%

Agape Christian
GED

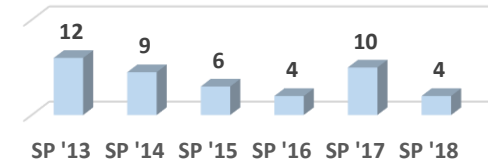
Age # %

< = 17		
18-20	2	50.0%
21-25	2	50.0%
26-30		
31-40		
41-50		
51-60		
61-70		
71-80		
81+		
Unk		
Total	4	100.0%
Avg	20.3	
<21	2	50.0%
>60		

Enrollments

SP '13	12
SP '14	9
SP '15	6
SP '16	4
SP '17	10
SP '18	4

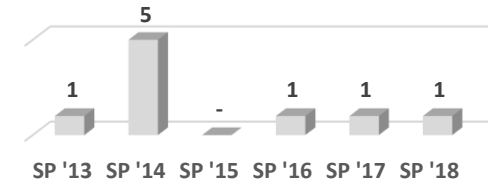
Enrollments



Graduates

SP '13	1
SP '14	5
SP '15	-
SP '16	1
SP '17	1
SP '18	1

Graduates



Demographics	Male						Female						Grand Total					
	Full-time		Part-time		Male Total		Full-time		Part-time		Female Total		Full-time		Part-time		Grand Total	
	#	%	#	%	#	%	#	%	#	%	#	%	#	%	#	%	#	%
Asian																		
American Indian / Alaskan Native																		
Black or African American																		
Hispanic																		
White			1	25.0%	1	25.0%	3	75.0%			3	75.0%	3	75.0%	1	25.0%	4	100.0%
Native Hawaiian or Pacific Islander																		
Unknown																		
Totals			1	25.0%	1	25.0%	3	75.0%			3	75.0%	3	75.0%	1	25.0%	4	100.0%

Associate in Fine Arts

Music Performance

CIP Code: *50.0901*

Curriculum Code: *00AFA0088*



Music Performance

Summer 2017

CIP Code: 50.0901

Curriculum Code: 00AFA0088

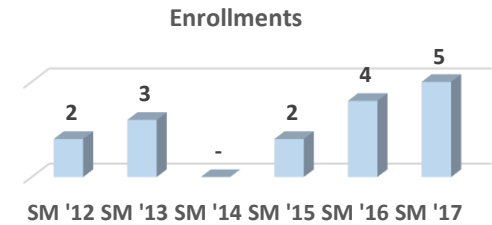
Program: AFA

Total Enrollment:	5	100.0%	Male:	1	20.0%	FT:	2	40.0%	Avg Age:	28.2
Minority:	1	20.0%	Female:	4	80.0%	PT:	3	60.0%	Feeder Enrl:	2 40.0%

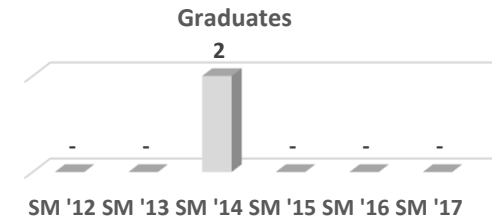
Feeder H.S. Enrollees	#	%
Carbondale	1	20.0%
Carterville		
Crab Orchard		
DuQuoin		
Elverado		
Herrin		
Johnston City		
Marion		
Murphysboro	1	20.0%
West Frankfort		
Trico		
Feeder H.S. Total	2	40.0%
Agape Christian		
GED	1	20.0%

Age	#	%
< = 17		
18-20	1	20.0%
21-25	3	60.0%
26-30		
31-40		
41-50	1	20.0%
51-60		
61-70		
71-80		
81+		
Unk		
Total	5	100.0%
Avg	28.2	
<21	1	20.0%
>60		

Enrollments	
SM '12	2
SM '13	3
SM '14	-
SM '15	2
SM '16	4
SM '17	5



Graduates	
SM '12	-
SM '13	-
SM '14	2
SM '15	-
SM '16	-
SM '17	-



Demographics	Male						Female						Grand Total					
	Full-time		Part-time		Male Total		Full-time		Part-time		Female Total		Full-time		Part-time		Grand Total	
	#	%	#	%	#	%	#	%	#	%	#	%	#	%	#	%	#	%
Asian																		
American Indian / Alaskan Native																		
Black or African American							1	20.0%			1	20.0%	1	20.0%			1	20.0%
Hispanic																		
White			1	20.0%	1	20.0%	1	20.0%	2	40.0%	3	60.0%	1	20.0%	3	60.0%	4	80.0%
Native Hawaiian or Pacific Islander																		
Unknown																		
Totals			1	20.0%	1	20.0%	2	40.0%	2	40.0%	4	80.0%	2	40.0%	3	60.0%	5	100.0%



Music Performance

Fall 2017

CIP Code: 50.0901

Curriculum Code: 00AFA0088

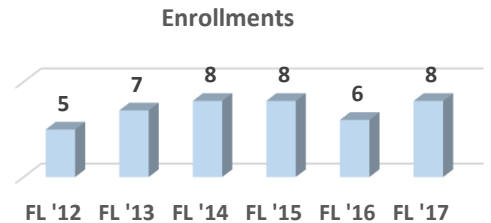
Program: AFA

Total Enrollment:	8	100.0%	Male:	3	37.5%	FT:	5	62.5%	Avg Age:	25.8
Minority:	2	25.0%	Female:	5	62.5%	PT:	3	37.5%	Feeder Enrl:	4 50.0%

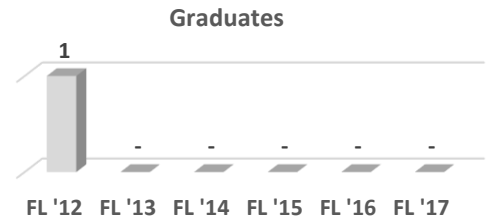
Feeder H.S. Enrollees	#	%
Carbondale	1	12.5%
Carterville		
Crab Orchard		
DuQuoin		
Elverado		
Herrin	1	12.5%
Johnston City		
Marion		
Murphysboro	2	25.0%
West Frankfort		
Trico		
Feeder H.S. Total	4	50.0%
Agape Christian	1	12.5%
GED	1	12.5%

Age	#	%
< = 17		
18-20	2	25.0%
21-25	5	62.5%
26-30		
31-40		
41-50	1	12.5%
51-60		
61-70		
71-80		
81+		
Unk		
Total	8	100.0%
Avg	25.8	
<21	2	25.0%
>60		

Enrollments	
FL '12	5
FL '13	7
FL '14	8
FL '15	8
FL '16	6
FL '17	8



Graduates	
FL '12	1
FL '13	-
FL '14	-
FL '15	-
FL '16	-
FL '17	-



Demographics	Male						Female						Grand Total					
	Full-time		Part-time		Male Total		Full-time		Part-time		Female Total		Full-time		Part-time		Grand Total	
	#	%	#	%	#	%	#	%	#	%	#	%	#	%	#	%	#	%
Asian																		
American Indian / Alaskan Native																		
Black or African American	1	12.5%			1	12.5%			1	12.5%	1	12.5%	1	12.5%	1	12.5%	2	25.0%
Hispanic																		
White	2	25.0%			2	25.0%	2	25.0%	2	25.0%	4	50.0%	4	50.0%	2	25.0%	6	75.0%
Native Hawaiian or Pacific Islander																		
Unknown																		
Totals	3	37.5%			3	37.5%	2	25.0%	3	37.5%	5	62.5%	5	62.5%	3	37.5%	8	100.0%



Music Performance

Spring 2018

CIP Code: 50.0901

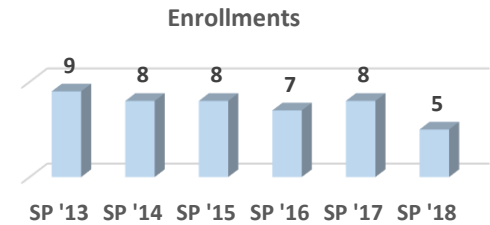
Curriculum Code: 00AFA0088

Program: AFA

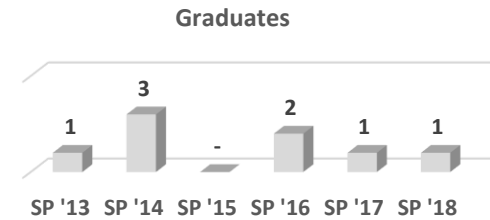
Total Enrollment:	5	100.0%	Male:	3	60.0%	FT:	3	60.0%	Avg Age:	24.6
Minority:	1	20.0%	Female:	2	40.0%	PT:	2	40.0%	Feeder Enrl:	2 40.0%

Feeder H.S. Enrollees	#	%	Age	#	%
Carbondale			< = 17		
Carterville			18-20	1	20.0%
Crab Orchard			21-25	2	40.0%
DuQuoin			26-30	2	40.0%
Elverado			31-40		
Herrin			41-50		
Johnston City			51-60		
Marion			61-70		
Murphysboro	2	40.0%	71-80		
West Frankfort			81+		
Trico			Unk		
Feeder H.S. Total	2	40.0%	Total	5	100.0%
Agape Christian	1	20.0%	Avg	24.6	
GED	2	40.0%	<21	1	20.0%
			>60		

Enrollments	
SP '13	9
SP '14	8
SP '15	8
SP '16	7
SP '17	8
SP '18	5



Graduates	
SP '13	1
SP '14	3
SP '15	-
SP '16	2
SP '17	1
SP '18	1



Demographics	Male						Female						Grand Total					
	Full-time		Part-time		Male Total		Full-time		Part-time		Female Total		Full-time		Part-time		Grand Total	
	#	%	#	%	#	%	#	%	#	%	#	%	#	%	#	%	#	%
Asian																		
American Indian / Alaskan Native																		
Black or African American			1	20.0%	1	20.0%									1	20.0%	1	20.0%
Hispanic																		
White	2	40.0%			2	40.0%	1	20.0%	1	20.0%	2	40.0%	3	60.0%	1	20.0%	4	80.0%
Native Hawaiian or Pacific Islander																		
Unknown																		
Totals	2	40.0%	1	20.0%	3	60.0%	1	20.0%	1	20.0%	2	40.0%	3	60.0%	2	40.0%	5	100.0%

JOHN A. LOGAN COLLEGE

FY 2017 – 18

John A. Logan College - Program Data
Associate in Science



Associate in Science

Associate in Science (General)

CIP Code: *30.0101*

Curriculum Code: *000AS0087*



Associate in Science (General)

Summer 2017

CIP Code: 30.0101

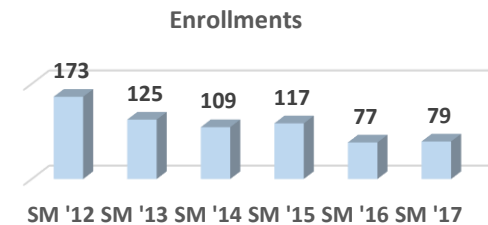
Curriculum Code: 000AS0087

Program: AS

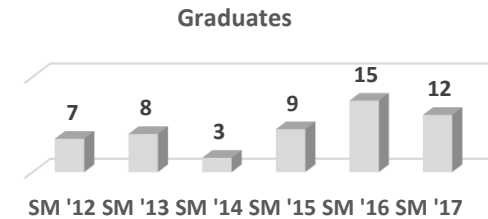
Total Enrollment:	79	100.0%	Male:	31	39.2%	FT:	40	50.6%	Avg Age:	23.9
Minority:	7	8.9%	Female:	48	60.8%	PT:	39	49.4%	Feeder Enrl:	45 57.0%

Feeder H.S. Enrollees	#	%	Age	#	%
Carbondale	1	1.3%	< = 17	1	1.3%
Carterville	9	11.4%	18-20	34	43.0%
Crab Orchard	2	2.5%	21-25	25	31.6%
DuQuoin	2	2.5%	26-30	9	11.4%
Elverado			31-40	6	7.6%
Herrin	4	5.1%	41-50	3	3.8%
Johnston City	1	1.3%	51-60	1	1.3%
Marion	9	11.4%	61-70		
Murphysboro	8	10.1%	71-80		
West Frankfort	4	5.1%	81+		
Trico	5	6.3%	Unk		
Feeder H.S. Total	45	57.0%	Total	79	100.0%
Agape Christian	4	5.1%	Avg	23.9	
GED	3	3.8%	<21	35	44.3%
			>=60		

Enrollments	
SM '12	173
SM '13	125
SM '14	109
SM '15	117
SM '16	77
SM '17	79



Graduates	
SM '12	7
SM '13	8
SM '14	3
SM '15	9
SM '16	15
SM '17	12



Demographics	Male						Female						Grand Total					
	Full-time		Part-time		Male Total		Full-time		Part-time		Female Total		Full-time		Part-time		Grand Total	
	#	%	#	%	#	%	#	%	#	%	#	%	#	%	#	%	#	%
Asian			1	1.3%	1	1.3%			1	1.3%	1	1.3%			2	2.5%	2	2.5%
American Indian / Alaskan Native																		
Black or African American	1	1.3%			1	1.3%	1	1.3%	2	2.5%	3	3.8%	2	2.5%	2	2.5%	4	5.1%
Hispanic	1	1.3%			1	1.3%							1	1.3%			1	1.3%
White	13	16.5%	15	19.0%	28	35.4%	24	30.4%	19	24.1%	43	54.4%	37	46.8%	34	43.0%	71	89.9%
Native Hawaiian or Pacific Islander																		
Unknown									1	1.3%	1	1.3%			1	1.3%	1	1.3%
Totals	15	19.0%	16	20.3%	31	39.2%	25	31.6%	23	29.1%	48	60.8%	40	50.6%	39	49.4%	79	100.0%



Associate in Science (General)

Fall 2017

CIP Code: 30.0101

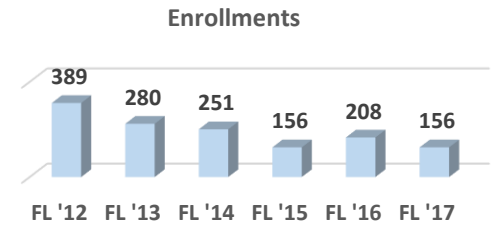
Curriculum Code: 000AS0087

Program: AS

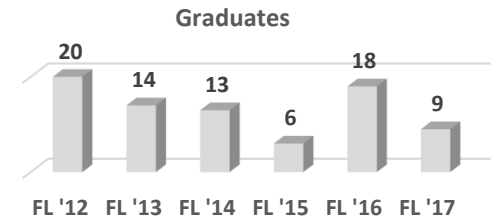
Total Enrollment:	156	100.0%	Male:	76	48.7%	FT:	102	65.4%	Avg Age:	22.6
Minority:	19	12.2%	Female:	80	51.3%	PT:	54	34.6%	Feeder Enrl:	92 59.0%

Feeder H.S. Enrollees	#	%	Age	#	%
Carbondale	17	10.9%	< = 17	1	0.6%
Carterville	13	8.3%	18-20	81	51.9%
Crab Orchard	2	1.3%	21-25	48	30.8%
DuQuoin	6	3.8%	26-30	14	9.0%
Elverado	4	2.6%	31-40	7	4.5%
Herrin	12	7.7%	41-50	5	3.2%
Johnston City	2	1.3%	51-60		
Marion	14	9.0%	61-70		
Murphysboro	8	5.1%	71-80		
West Frankfort	9	5.8%	81+		
Trico	5	3.2%	Unk		
Feeder H.S. Total	92	59.0%	Total	156	100.0%
Agape Christian	3	1.9%	Avg	22.6	
GED	7	4.5%	<21	82	52.6%
			>=60		

Enrollments	
FL '12	389
FL '13	280
FL '14	251
FL '15	156
FL '16	208
FL '17	156



Graduates	
FL '12	20
FL '13	14
FL '14	13
FL '15	6
FL '16	18
FL '17	9



Demographics	Male						Female						Grand Total					
	Full-time		Part-time		Male Total		Full-time		Part-time		Female Total		Full-time		Part-time		Grand Total	
	#	%	#	%	#	%	#	%	#	%	#	%	#	%	#	%	#	%
Asian																		
American Indian / Alaskan Native	1	0.6%			1	0.6%							1	0.6%			1	0.6%
Black or African American	5	3.2%	2	1.3%	7	4.5%	4	2.6%	2	1.3%	6	3.8%	9	5.8%	4	2.6%	13	8.3%
Hispanic	1	0.6%	2	1.3%	3	1.9%			1	0.6%	1	0.6%	1	0.6%	3	1.9%	4	2.6%
White	44	28.2%	18	11.5%	62	39.7%	41	26.3%	28	17.9%	69	44.2%	85	54.5%	46	29.5%	131	84.0%
Native Hawaiian or Pacific Islander	1	0.6%			1	0.6%							1	0.6%			1	0.6%
Unknown	1	0.6%	1	0.6%	2	1.3%	4	2.6%			4	2.6%	5	3.2%	1	0.6%	6	3.8%
Totals	53	34.0%	23	14.7%	76	48.7%	49	31.4%	31	19.9%	80	51.3%	102	65.4%	54	34.6%	156	100.0%



Associate in Science (General)

Spring 2018

CIP Code: 30.0101

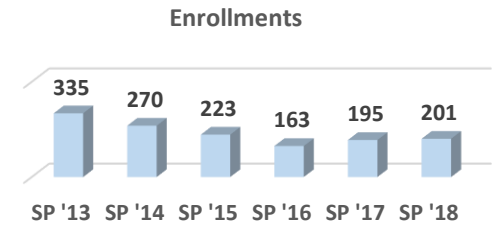
Curriculum Code: 000AS0087

Program: AS

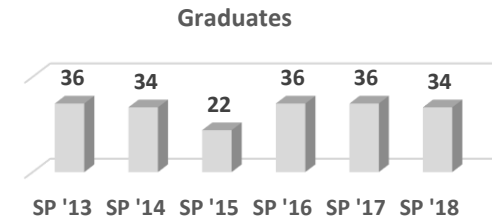
Total Enrollment:	201	100.0%	Male:	110	54.7%	FT:	134	66.7%	Avg Age:	22.6
Minority:	23	11.4%	Female:	91	45.3%	PT:	67	33.3%	Feeder Enrl:	125 62.2%

Feeder H.S. Enrollees			Age		
#	%		#	%	
Carbondale	18	9.0%	< = 17	2	1.0%
Carterville	17	8.5%	18-20	106	52.7%
Crab Orchard	5	2.5%	21-25	55	27.4%
DuQuoin	6	3.0%	26-30	18	9.0%
Elverado	4	2.0%	31-40	12	6.0%
Herrin	26	12.9%	41-50	5	2.5%
Johnston City	3	1.5%	51-60		
Marion	16	8.0%	61-70	1	0.5%
Murphysboro	11	5.5%	71-80		
West Frankfort	11	5.5%	81+		
Trico	8	4.0%	Unk	2	1.0%
Feeder H.S. Total	125	62.2%	Total	201	100.0%
Agape Christian	2	1.0%	Avg	22.6	
GED	8	4.0%	<21	108	53.7%
			>=60	1	0.5%

Enrollments	
SP '13	335
SP '14	270
SP '15	223
SP '16	163
SP '17	195
SP '18	201



Graduates	
SP '13	36
SP '14	34
SP '15	22
SP '16	36
SP '17	36
SP '18	34



Demographics	Male						Female						Grand Total					
	Full-time		Part-time		Male Total		Full-time		Part-time		Female Total		Full-time		Part-time		Grand Total	
	#	%	#	%	#	%	#	%	#	%	#	%	#	%	#	%	#	%
Asian			1	0.5%	1	0.5%									1	0.5%	1	0.5%
American Indian / Alaskan Native																		
Black or African American	5	2.5%	5	2.5%	10	5.0%	4	2.0%	1	0.5%	5	2.5%	9	4.5%	6	3.0%	15	7.5%
Hispanic	1	0.5%	3	1.5%	4	2.0%	1	0.5%			1	0.5%	2	1.0%	3	1.5%	5	2.5%
White	59	29.4%	29	14.4%	88	43.8%	55	27.4%	26	12.9%	81	40.3%	114	56.7%	55	27.4%	169	84.1%
Native Hawaiian or Pacific Islander	2	1.0%			2	1.0%							2	1.0%			2	1.0%
Unknown	3	1.5%	2	1.0%	5	2.5%	4	2.0%			4	2.0%	7	3.5%	2	1.0%	9	4.5%
Totals	70	34.8%	40	19.9%	110	54.7%	64	31.8%	27	13.4%	91	45.3%	134	66.7%	67	33.3%	201	100.0%

Associate in Science

Biological Science

CIP Code: *26.0101*

Curriculum Code: *000AS0087*



Biological Science

CIP Code: 26.0101

Curriculum Code:

000AS0087

Program:

AS

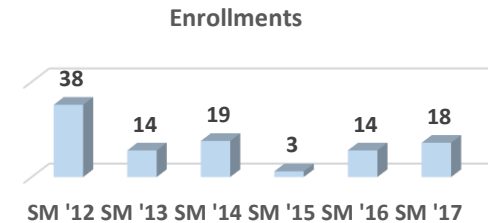
Summer 2017

Total Enrollment:	18	100.0%	Male:	8	44.4%	FT:	8	44.4%	Avg Age:	22.5
Minority:	4	22.2%	Female:	10	55.6%	PT:	10	55.6%	Feeder Enrl:	8 44.4%

Feeder H.S. Enrollees	#	%	Age	#	%
Carbondale	3	16.7%	< = 17		
Carterville			18-20	9	50.0%
Crab Orchard			21-25	5	27.8%
DuQuoin			26-30	4	22.2%
Elverado			31-40		
Herrin	1	5.6%	41-50		
Johnston City			51-60		
Marion	3	16.7%	61-70		
Murphysboro	1	5.6%	71-80		
West Frankfort			81+		
Trico			Unk		
Feeder H.S. Total	8	44.4%	Total	18	100.0%
Agape Christian			Avg	22.5	
GED			<21	9	50.0%
			>60		

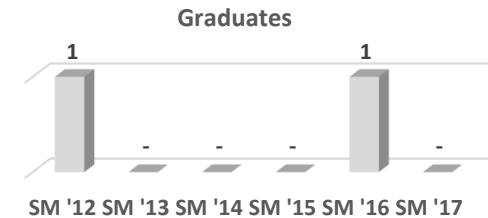
Enrollments

SM '12	38
SM '13	14
SM '14	19
SM '15	3
SM '16	14
SM '17	18



Graduates

SM '12	1
SM '13	-
SM '14	-
SM '15	-
SM '16	1
SM '17	-



Demographics	Male						Female						Grand Total					
	Full-time		Part-time		Male Total		Full-time		Part-time		Female Total		Full-time		Part-time		Grand Total	
	#	%	#	%	#	%	#	%	#	%	#	%	#	%	#	%	#	%
Asian									1	5.6%	1	5.6%			1	5.6%	1	5.6%
American Indian / Alaskan Native																		
Black or African American							2	11.1%	1	5.6%	3	16.7%	2	11.1%	1	5.6%	3	16.7%
Hispanic																		
White	4	22.2%	4	22.2%	8	44.4%	2	11.1%	4	22.2%	6	33.3%	6	33.3%	8	44.4%	14	77.8%
Native Hawaiian or Pacific Islander																		
Unknown																		
Totals	4	22.2%	4	22.2%	8	44.4%	4	22.2%	6	33.3%	10	55.6%	8	44.4%	10	55.6%	18	100.0%



Biological Science

CIP Code: 26.0101

Curriculum Code:

000AS0087

Program:

AS

Fall 2017

Total Enrollment:	20	100.0%	Male:	9	45.0%	FT:	13	65.0%	Avg Age:	22.3
Minority:	2	10.0%	Female:	11	55.0%	PT:	7	35.0%	Feeder Enrl:	12 60.0%

Feeder H.S. Enrollees

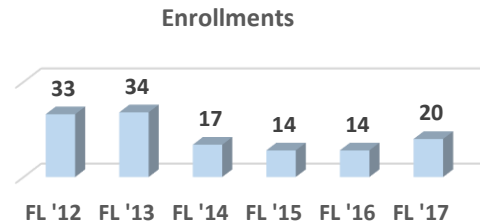
#	%
Carbondale	2 10.0%
Carterville	
Crab Orchard	1 5.0%
DuQuoin	
Elverado	1 5.0%
Herrin	2 10.0%
Johnston City	1 5.0%
Marion	4 20.0%
Murphysboro	1 5.0%
West Frankfort	
Trico	
Feeder H.S. Total	12 60.0%
Agape Christian	
GED	

Age

#	%
< = 17	
18-20	12 60.0%
21-25	5 25.0%
26-30	2 10.0%
31-40	
41-50	1 5.0%
51-60	
61-70	
71-80	
81+	
Unk	
Total	20 100.0%
Avg	22.3
<21	12 60.0%
>60	

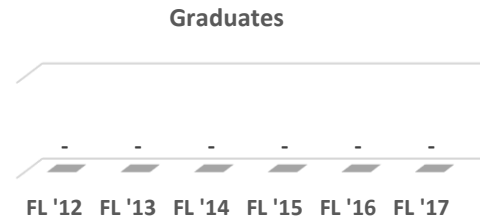
Enrollments

FL '12	33
FL '13	34
FL '14	17
FL '15	14
FL '16	14
FL '17	20



Graduates

FL '12	-
FL '13	-
FL '14	-
FL '15	-
FL '16	-
FL '17	-



Demographics	Male						Female						Grand Total					
	Full-time		Part-time		Male Total		Full-time		Part-time		Female Total		Full-time		Part-time		Grand Total	
	#	%	#	%	#	%	#	%	#	%	#	%	#	%	#	%	#	%
Asian																		
American Indian / Alaskan Native	1	5.0%			1	5.0%							1	5.0%			1	5.0%
Black or African American																		
Hispanic							1	5.0%			1	5.0%	1	5.0%			1	5.0%
White	6	30.0%	2	10.0%	8	40.0%	4	20.0%	5	25.0%	9	45.0%	10	50.0%	7	35.0%	17	85.0%
Native Hawaiian or Pacific Islander																		
Unknown							1	5.0%			1	5.0%	1	5.0%			1	5.0%
Totals	7	35.0%	2	10.0%	9	45.0%	6	30.0%	5	25.0%	11	55.0%	13	65.0%	7	35.0%	20	100.0%



Biological Science

CIP Code: 26.0101

Curriculum Code:

000AS0087

Program:

AS

Spring 2018

Total Enrollment:	16	100.0%	Male:	6	37.5%	FT:	11	68.8%	Avg Age:	23.0
Minority:	1	6.3%	Female:	10	62.5%	PT:	5	31.3%	Feeder Enrl:	8 50.0%

Feeder H.S. Enrollees

#	%
Carbondale	1 6.3%
Carterville	
Crab Orchard	1 6.3%
DuQuoin	1 6.3%
Elverado	1 6.3%
Herrin	2 12.5%
Johnston City	
Marion	1 6.3%
Murphysboro	
West Frankfort	1 6.3%
Trico	
Feeder H.S. Total	8 50.0%
Agape Christian	1 6.3%
GED	


Age

#	%
< = 17	1 6.3%
18-20	8 50.0%
21-25	4 25.0%
26-30	2 12.5%
31-40	
41-50	1 6.3%
51-60	
61-70	
71-80	
81+	
Unk	
Total	16 100.0%
Avg	23.0
<21	9 56.3%
>60	

Enrollments

SP '13	28
SP '14	20
SP '15	18
SP '16	15
SP '17	12
SP '18	16


Enrollments



Graduates

SP '13	-
SP '14	-
SP '15	-
SP '16	-
SP '17	-
SP '18	3

Graduates



Demographics	Male						Female						Grand Total					
	Full-time		Part-time		Male Total		Full-time		Part-time		Female Total		Full-time		Part-time		Grand Total	
	#	%	#	%	#	%	#	%	#	%	#	%	#	%	#	%	#	%
Asian							1	6.3%			1	6.3%	1	6.3%			1	6.3%
American Indian / Alaskan Native																		
Black or African American																		
Hispanic																		
White	4	25.0%			4	25.0%	5	31.3%	3	18.8%	8	50.0%	9	56.3%	3	18.8%	12	75.0%
Native Hawaiian or Pacific Islander																		
Unknown			2	12.5%	2	12.5%	1	6.3%			1	6.3%	1	6.3%	2	12.5%	3	18.8%
Totals	4	25.0%	2	12.5%	6	37.5%	7	43.8%	3	18.8%	10	62.5%	11	68.8%	5	31.3%	16	100.0%

Associate in Science

Chemistry

CIP Code: *40.0501*

Curriculum Code: *000AS0087*



Chemistry

CIP Code: 40.0501

Curriculum Code:

000AS0087

Program:

AS

Summer 2017

Total Enrollment: 4 100.0%

Male: 4 100.0%

FT: 1 25.0%

Avg Age: 24.2

Minority:

Female:

PT: 3 75.0%

Feeder Enrl: 2 50.0%

Feeder H.S. Enrollees

%

Carbondale	1	25.0%
Carterville		
Crab Orchard		
DuQuoin		
Elverado		
Herrin		
Johnston City		
Marion		
Murphysboro		
West Frankfort		
Trico	1	25.0%
Feeder H.S. Total	2	50.0%

Agape Christian
GED

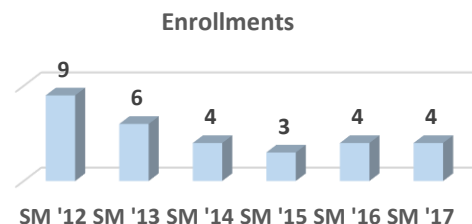
Age

%

< = 17		
18-20	2	50.0%
21-25		
26-30	2	50.0%
31-40		
41-50		
51-60		
61-70		
71-80		
81+		
Unk		
Total	4	100.0%
Avg	24.2	
<21	2	50.0%
>60		

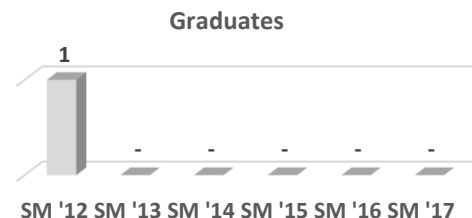
Enrollments

SM '12	9
SM '13	6
SM '14	4
SM '15	3
SM '16	4
SM '17	4



Graduates

SM '12	1
SM '13	-
SM '14	-
SM '15	-
SM '16	-
SM '17	-



Demographics	Male						Female						Grand Total					
	Full-time		Part-time		Male Total		Full-time		Part-time		Female Total		Full-time		Part-time		Grand Total	
	#	%	#	%	#	%	#	%	#	%	#	%	#	%	#	%	#	%
Asian																		
American Indian / Alaskan Native																		
Black or African American																		
Hispanic																		
White	1	25.0%	3	75.0%	4	100.0%							1	25.0%	3	75.0%	4	100.0%
Native Hawaiian or Pacific Islander																		
Unknown																		
Totals	1	25.0%	3	75.0%	4	100.0%							1	25.0%	3	75.0%	4	100.0%



Chemistry

CIP Code: 40.0501

Curriculum Code: 000AS0087

Program: AS

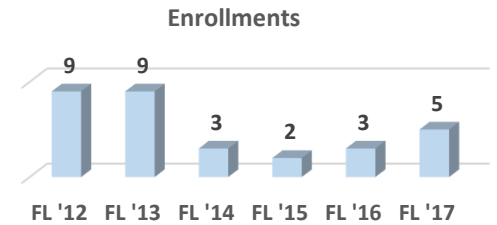
Fall 2017

Total Enrollment:	5	100.0%	Male:	5	100.0%	FT:	5	100.0%	Avg Age:	21.4
Minority:	1	20.0%	Female:			PT:			Feeder Enrl:	4 80.0%

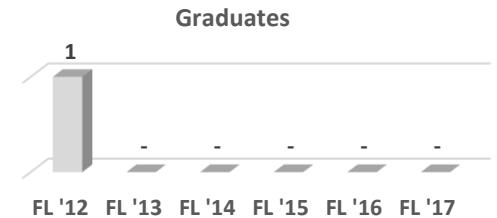
Feeder H.S. Enrollees	#	%
Carbondale		
Carterville		
Crab Orchard		
DuQuoin		
Elverado		
Herrin	1	20.0%
Johnston City		
Marion		
Murphysboro	1	20.0%
West Frankfort	1	20.0%
Trico	1	20.0%
Feeder H.S. Total	4	80.0%
Agape Christian		
GED		

Age	#	%
< = 17		
18-20	4	80.0%
21-25		
26-30	1	20.0%
31-40		
41-50		
51-60		
61-70		
71-80		
81+		
Unk		
Total	5	100.0%
Avg	21.4	
<21	4	80.0%
>60		

Enrollments	
FL '12	9
FL '13	9
FL '14	3
FL '15	2
FL '16	3
FL '17	5



Graduates	
FL '12	1
FL '13	-
FL '14	-
FL '15	-
FL '16	-
FL '17	-



Demographics	Male						Female						Grand Total					
	Full-time		Part-time		Male Total		Full-time		Part-time		Female Total		Full-time		Part-time		Grand Total	
	#	%	#	%	#	%	#	%	#	%	#	%	#	%	#	%	#	%
Asian																		
American Indian / Alaskan Native																		
Black or African American	1	20.0%			1	20.0%							1	20.0%			1	20.0%
Hispanic																		
White	4	80.0%			4	80.0%							4	80.0%			4	80.0%
Native Hawaiian or Pacific Islander																		
Unknown																		
Totals	5	100.0%			5	100.0%							5	100.0%			5	100.0%



Chemistry

CIP Code: 40.0501

Curriculum Code: 000AS0087

Program: AS

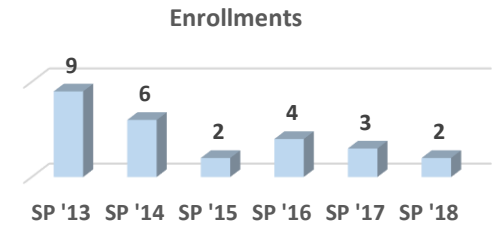
Spring 2018

Total Enrollment:	2	100.0%	Male:	2	100.0%	FT:	1	50.0%	Avg Age:	19.9
Minority:	1	50.0%	Female:			PT:	1	50.0%	Feeder Enrl:	2 100.0%

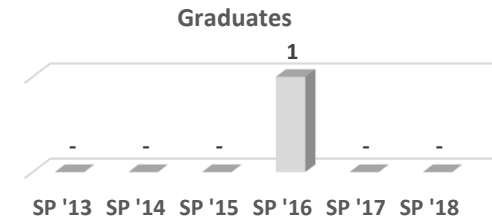
Feeder H.S. Enrollees	#	%
Carbondale		
Carterville		
Crab Orchard		
DuQuoin		
Elverado		
Herrin	1	50.0%
Johnston City		
Marion		
Murphysboro	1	50.0%
West Frankfort		
Trico		
Feeder H.S. Total	2	100.0%
Agape Christian		
GED		

Age	#	%
< = 17		
18-20	2	100.0%
21-25		
26-30		
31-40		
41-50		
51-60		
61-70		
71-80		
81+		
Unk		
Total	2	100.0%
Avg	19.9	
<21	2	100.0%
>60		

Enrollments	
SP '13	9
SP '14	6
SP '15	2
SP '16	4
SP '17	3
SP '18	2



Graduates	
SP '13	-
SP '14	-
SP '15	-
SP '16	1
SP '17	-
SP '18	-



Demographics	Male						Female						Grand Total					
	Full-time		Part-time		Male Total		Full-time		Part-time		Female Total		Full-time		Part-time		Grand Total	
	#	%	#	%	#	%	#	%	#	%	#	%	#	%	#	%	#	%
Asian																		
American Indian / Alaskan Native																		
Black or African American			1	50.0%	1	50.0%									1	50.0%	1	50.0%
Hispanic																		
White	1	50.0%			1	50.0%							1	50.0%			1	50.0%
Native Hawaiian or Pacific Islander																		
Unknown																		
Totals	1	50.0%	1	50.0%	2	100.0%							1	50.0%	1	50.0%	2	100.0%

Associate in Science

Computer Science

CIP Code: **11.0701**

Curriculum Code: **000AS0087**



Computer Science

CIP Code: 11.0701

Curriculum Code:

000AS0087

Program:

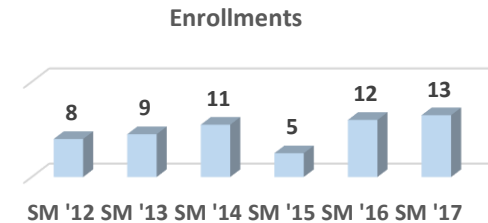
AS

Summer 2017

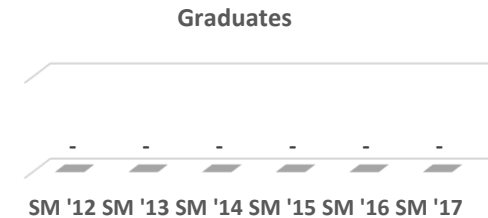
Total Enrollment:	13	100.0%	Male:	12	92.3%	FT:	11	84.6%	Avg Age:	23.6
Minority:	3	23.1%	Female:	1	7.7%	PT:	2	15.4%	Feeder Enrl:	6 46.2%

Feeder H.S. Enrollees	#	%	Age	#	%
Carbondale	1	7.7%	< = 17	1	7.7%
Cartersville	2	15.4%	18-20	2	15.4%
Crab Orchard			21-25	6	46.2%
DuQuoin	1	7.7%	26-30	3	23.1%
Elverado			31-40	1	7.7%
Herrin	1	7.7%	41-50		
Johnston City			51-60		
Marion			61-70		
Murphysboro	1	7.7%	71-80		
West Frankfort			81+		
Trico			Unk		
Feeder H.S. Total	6	46.2%	Total	13	100.0%
Agape Christian			Avg	23.6	
GED	1	7.7%	<21	3	23.1%
			>60		

Enrollments	
SM '12	8
SM '13	9
SM '14	11
SM '15	5
SM '16	12
SM '17	13



Graduates	
SM '12	-
SM '13	-
SM '14	-
SM '15	-
SM '16	-
SM '17	-



Demographics	Male						Female						Grand Total					
	Full-time		Part-time		Male Total		Full-time		Part-time		Female Total		Full-time		Part-time		Grand Total	
	#	%	#	%	#	%	#	%	#	%	#	%	#	%	#	%	#	%
Asian	1	7.7%			1	7.7%							1	7.7%			1	7.7%
American Indian / Alaskan Native																		
Black or African American	2	15.4%			2	15.4%							2	15.4%			2	15.4%
Hispanic																		
White	7	53.8%	2	15.4%	9	69.2%	1	7.7%			1	7.7%	8	61.5%	2	15.4%	10	76.9%
Native Hawaiian or Pacific Islander																		
Unknown																		
Totals	10	76.9%	2	15.4%	12	92.3%	1	7.7%			1	7.7%	11	84.6%	2	15.4%	13	100.0%



Computer Science

CIP Code: 11.0701

Curriculum Code:

000AS0087

Program:

AS

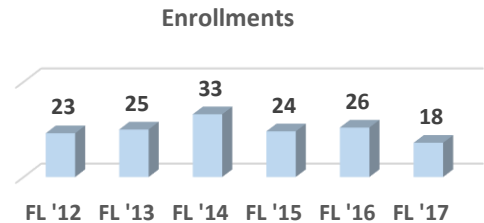
Fall 2017

Total Enrollment:	18	100.0%	Male:	16	88.9%	FT:	13	72.2%	Avg Age:	21.7
Minority:	1	5.6%	Female:	2	11.1%	PT:	5	27.8%	Feeder Enrl:	11 61.1%

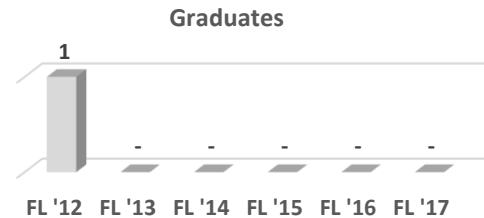
Feeder H.S. Enrollees	#	%
Carbondale	2	11.1%
Carterville	2	11.1%
Crab Orchard		
DuQuoin	2	11.1%
Elverado		
Herrin	3	16.7%
Johnston City		
Marion	1	5.6%
Murphysboro	1	5.6%
West Frankfort		
Trico		
Feeder H.S. Total	11	61.1%
Agape Christian		
GED		

Age	#	%
< = 17	1	5.6%
18-20	11	61.1%
21-25	3	16.7%
26-30	2	11.1%
31-40	1	5.6%
41-50		
51-60		
61-70		
71-80		
81+		
Unk		
Total	18	100.0%
Avg	21.7	
<21	12	66.7%
>60		

Enrollments	
FL '12	23
FL '13	25
FL '14	33
FL '15	24
FL '16	26
FL '17	18



Graduates	
FL '12	1
FL '13	-
FL '14	-
FL '15	-
FL '16	-
FL '17	-



Demographics	Male						Female						Grand Total					
	Full-time		Part-time		Male Total		Full-time		Part-time		Female Total		Full-time		Part-time		Grand Total	
	#	%	#	%	#	%	#	%	#	%	#	%	#	%	#	%	#	%
Asian																		
American Indian / Alaskan Native																		
Black or African American																		
Hispanic	1	5.6%			1	5.6%							1	5.6%			1	5.6%
White	10	55.6%	5	27.8%	15	83.3%	2	11.1%			2	11.1%	12	66.7%	5	27.8%	17	94.4%
Native Hawaiian or Pacific Islander																		
Unknown																		
Totals	11	61.1%	5	27.8%	16	88.9%	2	11.1%			2	11.1%	13	72.2%	5	27.8%	18	100.0%



Computer Science

CIP Code: 11.0701

Curriculum Code:

000AS0087

Program:

AS

Spring 2018

Total Enrollment:

Male:

FT:

Avg Age:

Minority:

Female:

PT:

Feeder Enrl:

Feeder H.S. Enrollees

#

%

Carbondale
Carterville
Crab Orchard
DuQuoin
Elverado
Herrin
Johnston City
Marion
Murphysboro
West Frankfort
Trico

Feeder H.S. Total

Agape Christian
GED

Age

#

%

< = 17
18-20
21-25
26-30
31-40
41-50
51-60
61-70
71-80
81+
Unk

Total

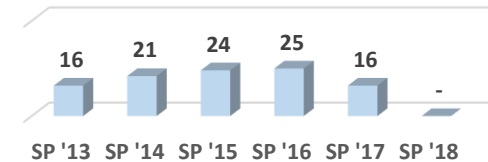
Avg

<21
>60

Enrollments

SP '13 16
SP '14 21
SP '15 24
SP '16 25
SP '17 16
SP '18 -

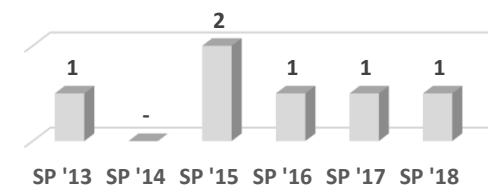
Enrollments



Graduates

SP '13 1
SP '14 -
SP '15 2
SP '16 1
SP '17 1
SP '18 1

Graduates



Demographics	Male						Female						Grand Total					
	Full-time		Part-time		Male Total		Full-time		Part-time		Female Total		Full-time		Part-time		Grand Total	
	#	%	#	%	#	%	#	%	#	%	#	%	#	%	#	%	#	%
Asian																		
American Indian / Alaskan Native																		
Black or African American																		
Hispanic																		
White																		
Native Hawaiian or Pacific Islander																		
Unknown																		
Totals																		

Associate in Science

Engineering Technology

CIP Code: *15.0303*

Curriculum Code: *000AS0087*



Engineering Technology

Summer 2017

CIP Code: 15.0303

Curriculum Code:

000AS0087

Program:

AS

Total Enrollment: 3 100.0%
Minority: 1 33.3%

Male: 3 100.0%
Female: 3 100.0%

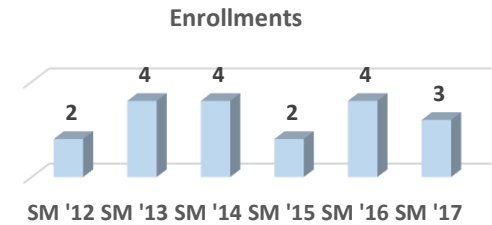
FT:
PT: 3 100.0%

Avg Age: 20.6
Feeder Enrl: 1 33.3%

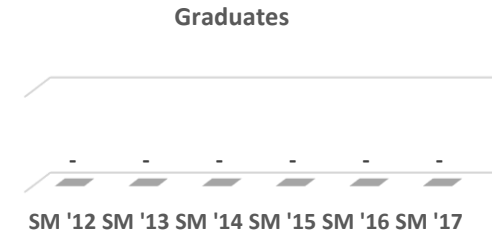
Feeder H.S. Enrollees	#	%
Carbondale		
Carterville		
Crab Orchard		
DuQuoin		
Elverado		
Herrin		
Johnston City		
Marion	1	33.3%
Murphysboro		
West Frankfort		
Trico		
Feeder H.S. Total	1	33.3%
Agape Christian		
GED		

Age	#	%
< = 17		
18-20	1	33.3%
21-25	2	66.7%
26-30		
31-40		
41-50		
51-60		
61-70		
71-80		
81+		
Unk		
Total	3	100.0%
Avg	20.6	
<21	1	33.3%
>60		

Enrollments	
SM '12	2
SM '13	4
SM '14	4
SM '15	2
SM '16	4
SM '17	3



Graduates	
SM '12	-
SM '13	-
SM '14	-
SM '15	-
SM '16	-
SM '17	-



Demographics	Male						Female						Grand Total					
	Full-time		Part-time		Male Total		Full-time		Part-time		Female Total		Full-time		Part-time		Grand Total	
	#	%	#	%	#	%	#	%	#	%	#	%	#	%	#	%	#	%
Asian			1	33.3%	1	33.3%									1	33.3%	1	33.3%
American Indian / Alaskan Native																		
Black or African American																		
Hispanic																		
White			2	66.7%	2	66.7%									2	66.7%	2	66.7%
Native Hawaiian or Pacific Islander																		
Unknown																		
Totals			3	100.0%	3	100.0%									3	100.0%	3	100.0%



Engineering Technology

Fall 2017

CIP Code: 15.0303

Curriculum Code: 000AS0087

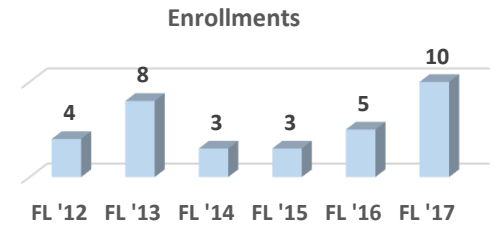
Program: AS

Total Enrollment:	10	100.0%	Male:	10	100.0%	FT:	5	50.0%	Avg Age:	19.7
Minority:	3	30.0%	Female:			PT:	5	50.0%	Feeder Enrl:	5 50.0%

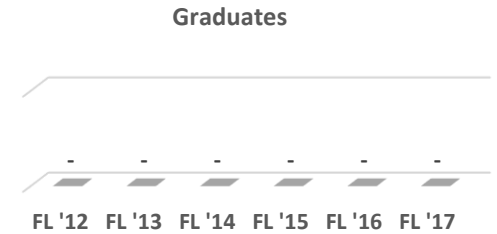
Feeder H.S. Enrollees	#	%
Carbondale		
Carterville		
Crab Orchard		
DuQuoin		
Elverado		
Herrin		
Johnston City		
Marion	2	20.0%
Murphysboro		
West Frankfort	2	20.0%
Trico	1	10.0%
Feeder H.S. Total	5	50.0%
Agape Christian	1	10.0%
GED	1	10.0%

Age	#	%
<= 17		
18-20	7	70.0%
21-25	3	30.0%
26-30		
31-40		
41-50		
51-60		
61-70		
71-80		
81+		
Unk		
Total	10	100.0%
Avg	19.7	
<21	7	70.0%
>60		

Enrollments	
FL '12	4
FL '13	8
FL '14	3
FL '15	3
FL '16	5
FL '17	10



Graduates	
FL '12	-
FL '13	-
FL '14	-
FL '15	-
FL '16	-
FL '17	-



Demographics	Male						Female						Grand Total					
	Full-time		Part-time		Male Total		Full-time		Part-time		Female Total		Full-time		Part-time		Grand Total	
	#	%	#	%	#	%	#	%	#	%	#	%	#	%	#	%	#	%
Asian			1	10.0%	1	10.0%									1	10.0%	1	10.0%
American Indian / Alaskan Native																		
Black or African American	1	10.0%	1	10.0%	2	20.0%							1	10.0%	1	10.0%	2	20.0%
Hispanic																		
White	4	40.0%	3	30.0%	7	70.0%							4	40.0%	3	30.0%	7	70.0%
Native Hawaiian or Pacific Islander																		
Unknown																		
Totals	5	50.0%	5	50.0%	10	100.0%							5	50.0%	5	50.0%	10	100.0%



Engineering Technology

Spring 2018

CIP Code: 15.0303

Curriculum Code:

000AS0087

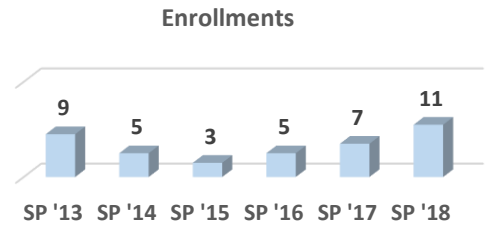
Program:

AS

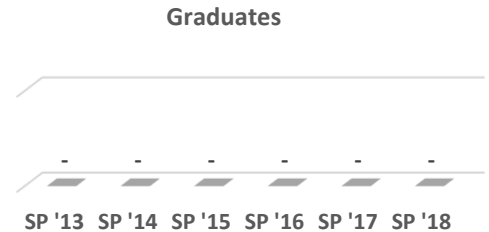
Total Enrollment:	11	100.0%	Male:	10	90.9%	FT:	5	45.5%	Avg Age:	21.1
Minority:	6	54.5%	Female:	1	9.1%	PT:	6	54.5%	Feeder Enrl:	5 45.5%

Feeder H.S. Enrollees	#	%	Age	#	%
Carbondale			< = 17	1	9.1%
Carterville			18-20	6	54.5%
Crab Orchard			21-25	3	27.3%
DuQuoin			26-30	1	9.1%
Elverado			31-40		
Herrin	1	9.1%	41-50		
Johnston City	1	9.1%	51-60		
Marion	1	9.1%	61-70		
Murphysboro	1	9.1%	71-80		
West Frankfort	1	9.1%	81+		
Trico			Unk		
Feeder H.S. Total	5	45.5%	Total	11	100.0%
Agape Christian			Avg	21.1	
GED	1	9.1%	<21	7	63.6%
			>60		

Enrollments	
SP '13	9
SP '14	5
SP '15	3
SP '16	5
SP '17	7
SP '18	11



Graduates	
SP '13	-
SP '14	-
SP '15	-
SP '16	-
SP '17	-
SP '18	-



Demographics	Male						Female						Grand Total					
	Full-time		Part-time		Male Total		Full-time		Part-time		Female Total		Full-time		Part-time		Grand Total	
	#	%	#	%	#	%	#	%	#	%	#	%	#	%	#	%	#	%
Asian			1	9.1%	1	9.1%			1	9.1%	1	9.1%			2	18.2%	2	18.2%
American Indian / Alaskan Native																		
Black or African American	3	27.3%	1	9.1%	4	36.4%							3	27.3%	1	9.1%	4	36.4%
Hispanic																		
White	2	18.2%	3	27.3%	5	45.5%							2	18.2%	3	27.3%	5	45.5%
Native Hawaiian or Pacific Islander																		
Unknown																		
Totals	5	45.5%	5	45.5%	10	90.9%			1	9.1%	1	9.1%	5	45.5%	6	54.5%	11	100.0%

Associate in Science

Mathematics

CIP Code: *27.0101*

Curriculum Code: *000AS0087*



Mathematics

Summer 2017

CIP Code: 27.0101

Curriculum Code: 000AS0087

Program: AS

Total Enrollment: 7 100.0%

Male: 3 42.9%

FT: 1 14.3%

Avg Age: 26.0

Minority:

Female: 4 57.1%

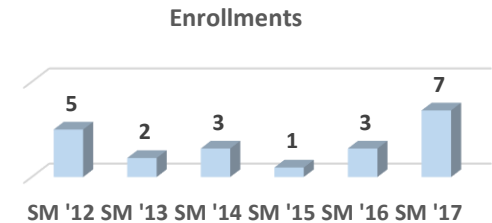
PT: 6 85.7%

Feeder Enrl: 3 42.9%

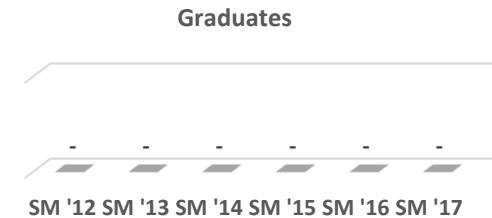
Feeder H.S. Enrollees	#	%
Carbondale		
Carterville		
Crab Orchard		
DuQuoin		
Elverado	1	14.3%
Herrin	1	14.3%
Johnston City		
Marion		
Murphysboro	1	14.3%
West Frankfort		
Trico		
Feeder H.S. Total	3	42.9%
Agape Christian		
GED		

Age	#	%
< = 17	1	14.3%
18-20	2	28.6%
21-25	2	28.6%
26-30	1	14.3%
31-40		
41-50		
51-60	1	14.3%
61-70		
71-80		
81+		
Unk		
Total	7	100.0%
Avg	26.0	
<21	3	42.9%
>60		

Enrollments	
SM '12	5
SM '13	2
SM '14	3
SM '15	1
SM '16	3
SM '17	7



Graduates	
SM '12	-
SM '13	-
SM '14	-
SM '15	-
SM '16	-
SM '17	-



Demographics	Male						Female						Grand Total					
	Full-time		Part-time		Male Total		Full-time		Part-time		Female Total		Full-time		Part-time		Grand Total	
	#	%	#	%	#	%	#	%	#	%	#	%	#	%	#	%	#	%
Asian																		
American Indian / Alaskan Native																		
Black or African American																		
Hispanic																		
White			3	42.9%	3	42.9%	1	14.3%	3	42.9%	4	57.1%	1	14.3%	6	85.7%	7	100.0%
Native Hawaiian or Pacific Islander																		
Unknown																		
Totals			3	42.9%	3	42.9%	1	14.3%	3	42.9%	4	57.1%	1	14.3%	6	85.7%	7	100.0%



Mathematics

Fall 2017

CIP Code: 27.0101

Curriculum Code: 000AS0087

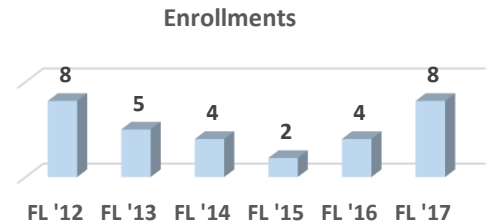
Program: AS

Total Enrollment:	8	100.0%	Male:	4	50.0%	FT:	4	50.0%	Avg Age:	28.6
Minority:	1	12.5%	Female:	4	50.0%	PT:	4	50.0%	Feeder Enrl:	3 37.5%

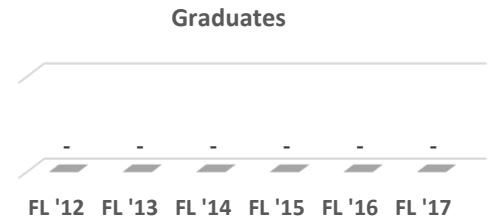
Feeder H.S. Enrollees	#	%
Carbondale	1	12.5%
Carterville		
Crab Orchard		
DuQuoin		
Elverado	1	12.5%
Herrin		
Johnston City		
Marion		
Murphysboro		
West Frankfort	1	12.5%
Trico		
Feeder H.S. Total	3	37.5%
Agape Christian		
GED		

Age	#	%
< = 17		
18-20	4	50.0%
21-25	1	12.5%
26-30	1	12.5%
31-40		
41-50	1	12.5%
51-60	1	12.5%
61-70		
71-80		
81+		
Unk		
Total	8	100.0%
Avg	28.6	
<21	4	50.0%
>60		

Enrollments	
FL '12	8
FL '13	5
FL '14	4
FL '15	2
FL '16	4
FL '17	8



Graduates	
FL '12	-
FL '13	-
FL '14	-
FL '15	-
FL '16	-
FL '17	-



Demographics	Male						Female						Grand Total					
	Full-time		Part-time		Male Total		Full-time		Part-time		Female Total		Full-time		Part-time		Grand Total	
	#	%	#	%	#	%	#	%	#	%	#	%	#	%	#	%	#	%
Asian																		
American Indian / Alaskan Native																		
Black or African American			1	12.5%	1	12.5%									1	12.5%	1	12.5%
Hispanic																		
White	2	25.0%	1	12.5%	3	37.5%	2	25.0%	2	25.0%	4	50.0%	4	50.0%	3	37.5%	7	87.5%
Native Hawaiian or Pacific Islander																		
Unknown																		
Totals	2	25.0%	2	25.0%	4	50.0%	2	25.0%	2	25.0%	4	50.0%	4	50.0%	4	50.0%	8	100.0%



Mathematics

CIP Code: 27.0101

Curriculum Code: 000AS0087

Program: AS

Spring 2018

Total Enrollment: 2 100.0%

Minority: Male: 2 100.0%

FT: 1 50.0%

PT: 1 50.0%

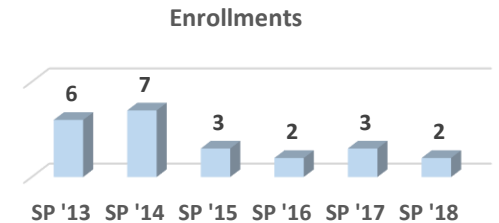
Avg Age: 36.0

Feeder Enrl: 1 50.0%

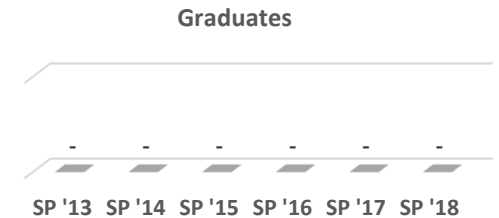
Feeder H.S. Enrollees	#	%
Carbondale		
Carterville		
Crab Orchard		
DuQuoin		
Elverado	1	50.0%
Herrin		
Johnston City		
Marion		
Murphysboro		
West Frankfort		
Trico		
Feeder H.S. Total	1	50.0%
Agape Christian		
GED		

Age	#	%
< = 17		
18-20	1	50.0%
21-25		
26-30		
31-40		
41-50		
51-60	1	50.0%
61-70		
71-80		
81+		
Unk		
Total	2	100.0%
Avg	36.0	
<21	1	50.0%
>60		

Enrollments	
SP '13	6
SP '14	7
SP '15	3
SP '16	2
SP '17	3
SP '18	2



Graduates	
SP '13	-
SP '14	-
SP '15	-
SP '16	-
SP '17	-
SP '18	-



Demographics	Male						Female						Grand Total					
	Full-time		Part-time		Male Total		Full-time		Part-time		Female Total		Full-time		Part-time		Grand Total	
	#	%	#	%	#	%	#	%	#	%	#	%	#	%	#	%	#	%
Asian																		
American Indian / Alaskan Native																		
Black or African American																		
Hispanic																		
White							1	50.0%	1	50.0%	2	100.0%	1	50.0%	1	50.0%	2	100.0%
Native Hawaiian or Pacific Islander																		
Unknown																		
Totals							1	50.0%	1	50.0%	2	100.0%	1	50.0%	1	50.0%	2	100.0%

Associate in Science

Physical Education/Kinesiology Teacher Education

CIP Code: **13.1314**

Curriculum Code: **000AS0087**



Physical Education/Kinesiology Teacher Education

Summer 2017

CIP Code: 13.1314

Curriculum Code: 000AS0087

Program: AS

Total Enrollment:	3	100.0%	Male:	2	66.7%	FT:	2	66.7%	Avg Age:	23.7
Minority:	1	33.3%	Female:	1	33.3%	PT:	1	33.3%	Feeder Enrl:	2 66.7%

Feeder H.S. Enrollees

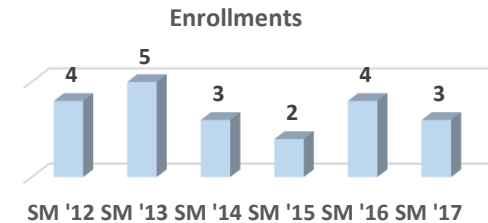
#	%
Carbondale	1 33.3%
Carterville	
Crab Orchard	
DuQuoin	
Elverado	
Herrin	
Johnston City	
Marion	
Murphysboro	
West Frankfort	
Trico	1 33.3%
Feeder H.S. Total	2 66.7%
Agape Christian	
GED	

Age

#	%
< = 17	
18-20	2 66.7%
21-25	
26-30	1 33.3%
31-40	
41-50	
51-60	
61-70	
71-80	
81+	
Unk	
Total	3 100.0%
Avg	23.7
<21	2 66.7%
>60	

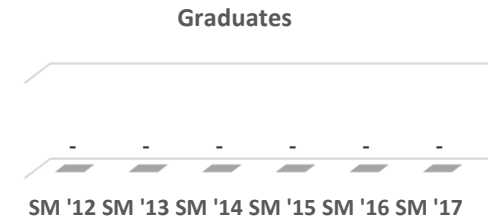
Enrollments

SM '12	4
SM '13	5
SM '14	3
SM '15	2
SM '16	4
SM '17	3



Graduates

SM '12	-
SM '13	-
SM '14	-
SM '15	-
SM '16	-
SM '17	-



Demographics	Male						Female						Grand Total					
	Full-time		Part-time		Male Total		Full-time		Part-time		Female Total		Full-time		Part-time		Grand Total	
	#	%	#	%	#	%	#	%	#	%	#	%	#	%	#	%	#	%
Asian																		
American Indian / Alaskan Native																		
Black or African American	1	33.3%			1	33.3%							1	33.3%			1	33.3%
Hispanic																		
White	1	33.3%			1	33.3%			1	33.3%	1	33.3%	1	33.3%	1	33.3%	2	66.7%
Native Hawaiian or Pacific Islander																		
Unknown																		
Totals	2	66.7%			2	66.7%			1	33.3%	1	33.3%	2	66.7%	1	33.3%	3	100.0%



Physical Education/Kinesiology Teacher Education

Fall 2017

CIP Code: 13.1314

Curriculum Code: 000AS0087

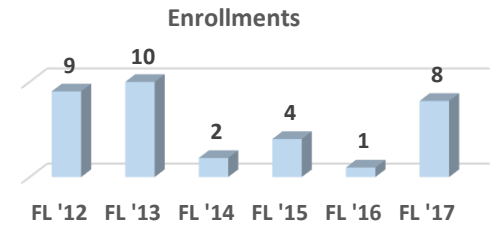
Program: AS

Total Enrollment:	8	100.0%	Male:	8	100.0%	FT:	4	50.0%	Avg Age:	24.8
Minority:	5	62.5%	Female:			PT:	4	50.0%	Feeder Enrl:	4 50.0%

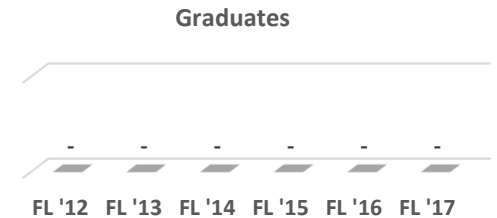
Feeder H.S. Enrollees	#	%
Carbondale	3	37.5%
Carterville		
Crab Orchard	1	12.5%
DuQuoin		
Elverado		
Herrin		
Johnston City		
Marion		
Murphysboro		
West Frankfort		
Trico		
Feeder H.S. Total	4	50.0%
Agape Christian		
GED		

Age	#	%
< = 17		
18-20	6	75.0%
21-25		
26-30	1	12.5%
31-40		
41-50	1	12.5%
51-60		
61-70		
71-80		
81+		
Unk		
Total	8	100.0%
Avg	24.8	
<21	6	75.0%
>60		

Enrollments	
FL '12	9
FL '13	10
FL '14	2
FL '15	4
FL '16	1
FL '17	8



Graduates	
FL '12	-
FL '13	-
FL '14	-
FL '15	-
FL '16	-
FL '17	-



Demographics	Male						Female						Grand Total					
	Full-time		Part-time		Male Total		Full-time		Part-time		Female Total		Full-time		Part-time		Grand Total	
	#	%	#	%	#	%	#	%	#	%	#	%	#	%	#	%	#	%
Asian																		
American Indian / Alaskan Native																		
Black or African American	4	50.0%	1	12.5%	5	62.5%							4	50.0%	1	12.5%	5	62.5%
Hispanic																		
White			3	37.5%	3	37.5%									3	37.5%	3	37.5%
Native Hawaiian or Pacific Islander																		
Unknown																		
Totals	4	50.0%	4	50.0%	8	100.0%							4	50.0%	4	50.0%	8	100.0%



Physical Education/Kinesiology Teacher Education

Spring 2018

CIP Code: 13.1314

Curriculum Code: 000AS0087

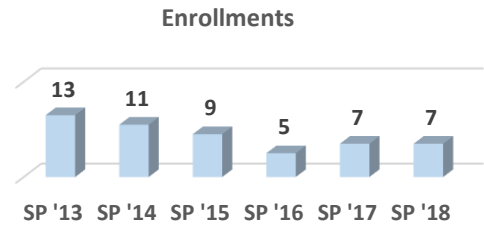
Program: AS

Total Enrollment:	7	100.0%	Male:	6	85.7%	FT:	6	85.7%	Avg Age:	21.5
Minority:	4	57.1%	Female:	1	14.3%	PT:	1	14.3%	Feeder Enrl:	3 42.9%

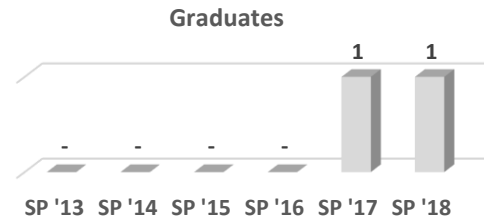
Feeder H.S. Enrollees	#	%
Carbondale	2	28.6%
Carterville		
Crab Orchard		
DuQuoin	1	14.3%
Elverado		
Herrin		
Johnston City		
Marion		
Murphysboro		
West Frankfort		
Trico		
Feeder H.S. Total	3	42.9%
Agape Christian		
GED		

Age	#	%
< = 17		
18-20	6	85.7%
21-25		
26-30		
31-40	1	14.3%
41-50		
51-60		
61-70		
71-80		
81+		
Unk		
Total	7	100.0%
Avg	21.5	
<21	6	85.7%
>60		

Enrollments	
SP '13	13
SP '14	11
SP '15	9
SP '16	5
SP '17	7
SP '18	7



Graduates	
SP '13	-
SP '14	-
SP '15	-
SP '16	-
SP '17	1
SP '18	1



Demographics	Male						Female						Grand Total					
	Full-time		Part-time		Male Total		Full-time		Part-time		Female Total		Full-time		Part-time		Grand Total	
	#	%	#	%	#	%	#	%	#	%	#	%	#	%	#	%	#	%
Asian																		
American Indian / Alaskan Native																		
Black or African American	3	42.9%			3	42.9%	1	14.3%			1	14.3%	4	57.1%			4	57.1%
Hispanic																		
White	2	28.6%	1	14.3%	3	42.9%							2	28.6%	1	14.3%	3	42.9%
Native Hawaiian or Pacific Islander																		
Unknown																		
Totals	5	71.4%	1	14.3%	6	85.7%	1	14.3%			1	14.3%	6	85.7%	1	14.3%	7	100.0%

Associate in Science

Physics

CIP Code: *40.0801*

Curriculum Code: *000AS0087*



Physics

CIP Code: 40.0801

Curriculum Code: 000AS0087

Program: AS

Summer 2017

Total Enrollment:
Minority:

Male:
Female:

FT:
PT:

Avg Age:
Feeder Enrl:

Feeder H.S. Enrollees

%

Carbondale	
Carterville	
Crab Orchard	
DuQuoin	
Elverado	
Herrin	
Johnston City	
Marion	
Murphysboro	
West Frankfort	
Trico	

Feeder H.S. Total

Agape Christian
GED

Age

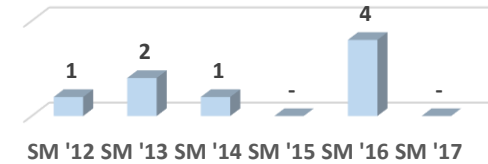
%

< = 17	
18-20	
21-25	
26-30	
31-40	
41-50	
51-60	
61-70	
71-80	
81+	
Unk	
Total	
Avg	
<21	
>60	

Enrollments

SM '12	1
SM '13	2
SM '14	1
SM '15	-
SM '16	4
SM '17	-

Enrollments



Graduates

SM '12	-
SM '13	-
SM '14	-
SM '15	-
SM '16	-
SM '17	-

Graduates



Demographics	Male						Female						Grand Total					
	Full-time		Part-time		Male Total		Full-time		Part-time		Female Total		Full-time		Part-time		Grand Total	
	#	%	#	%	#	%	#	%	#	%	#	%	#	%	#	%	#	%
Asian																		
American Indian / Alaskan Native																		
Black or African American																		
Hispanic																		
White																		
Native Hawaiian or Pacific Islander																		
Unknown																		
Totals																		



Physics

CIP Code: 40.0801

Curriculum Code: 000AS0087

Program: AS

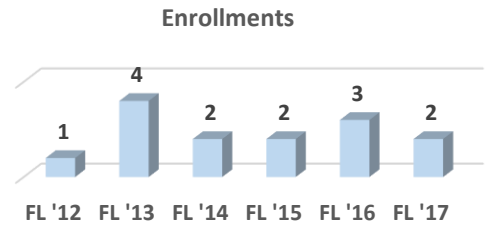
Fall 2017

Total Enrollment:	2	100.0%	Male:	2	100.0%	FT:	2	100.0%	Avg Age:	20.4
Minority:	1	50.0%	Female:			PT:			Feeder Enrl:	2 100.0%

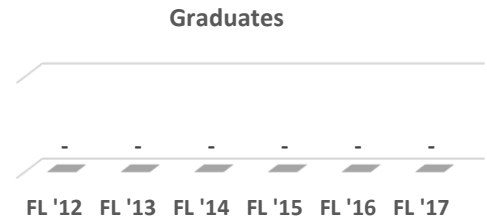
Feeder H.S. Enrollees	#	%
Carbondale		
Carterville		
Crab Orchard		
DuQuoin	1	50.0%
Elverado		
Herrin		
Johnston City		
Marion		
Murphysboro		
West Frankfort		
Trico	1	50.0%
Feeder H.S. Total	2	100.0%
Agape Christian		
GED		

Age	#	%
< = 17		
18-20	1	50.0%
21-25	1	50.0%
26-30		
31-40		
41-50		
51-60		
61-70		
71-80		
81+		
Unk		
Total	2	100.0%
Avg	20.4	
<21	1	50.0%
>60		

Enrollments	
FL '12	1
FL '13	4
FL '14	2
FL '15	2
FL '16	3
FL '17	2



Graduates	
FL '12	-
FL '13	-
FL '14	-
FL '15	-
FL '16	-
FL '17	-



Demographics	Male						Female						Grand Total					
	Full-time		Part-time		Male Total		Full-time		Part-time		Female Total		Full-time		Part-time		Grand Total	
	#	%	#	%	#	%	#	%	#	%	#	%	#	%	#	%	#	%
Asian																		
American Indian / Alaskan Native																		
Black or African American	1	50.0%			1	50.0%							1	50.0%			1	50.0%
Hispanic																		
White																		
Native Hawaiian or Pacific Islander																		
Unknown	1	50.0%			1	50.0%							1	50.0%			1	50.0%
Totals	2	100.0%			2	100.0%							2	100.0%			2	100.0%



Physics

CIP Code: 40.0801

Curriculum Code: 000AS0087

Program: AS

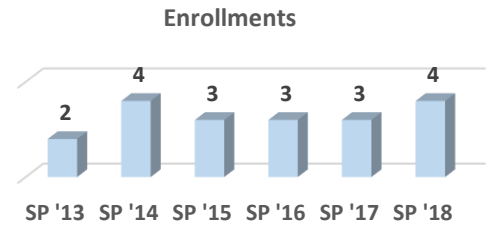
Spring 2018

Total Enrollment:	4	100.0%	Male:	4	100.0%	FT:	1	25.0%	Avg Age:	24.4
Minority:	2	50.0%	Female:			PT:	3	75.0%	Feeder Enrl:	3 75.0%

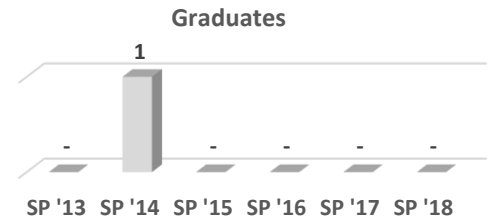
Feeder H.S. Enrollees	#	%
Carbondale	1	25.0%
Carterville		
Crab Orchard		
DuQuoin	1	25.0%
Elverado		
Herrin		
Johnston City		
Marion		
Murphysboro		
West Frankfort		
Trico	1	25.0%
Feeder H.S. Total	3	75.0%
Agape Christian		
GED		

Age	#	%
< = 17		
18-20	1	25.0%
21-25	1	25.0%
26-30	2	50.0%
31-40		
41-50		
51-60		
61-70		
71-80		
81+		
Unk		
Total	4	100.0%
Avg	24.4	
<21	1	25.0%
>60		

Enrollments	
SP '13	2
SP '14	4
SP '15	3
SP '16	3
SP '17	3
SP '18	4



Graduates	
SP '13	-
SP '14	1
SP '15	-
SP '16	-
SP '17	-
SP '18	-



Demographics	Male						Female						Grand Total					
	Full-time		Part-time		Male Total		Full-time		Part-time		Female Total		Full-time		Part-time		Grand Total	
	#	%	#	%	#	%	#	%	#	%	#	%	#	%	#	%	#	%
Asian																		
American Indian / Alaskan Native																		
Black or African American			1	25.0%	1	25.0%									1	25.0%	1	25.0%
Hispanic			1	25.0%	1	25.0%									1	25.0%	1	25.0%
White			1	25.0%	1	25.0%									1	25.0%	1	25.0%
Native Hawaiian or Pacific Islander																		
Unknown	1	25.0%			1	25.0%							1	25.0%			1	25.0%
Totals	1	25.0%	3	75.0%	4	100.0%							1	25.0%	3	75.0%	4	100.0%

Associate in Science

Pre-Chiropractic

CIP Code: *51.1106*

Curriculum Code: *000AS0087*



Pre-Chiropractic

CIP Code: 51.1106

Curriculum Code:

000AS0087

Program:

AS

Summer 2017

Total Enrollment:

Male:

FT:

Avg Age:

Minority:

Female:

PT:

Feeder Enrl:

Feeder H.S. Enrollees

#

%

Age

#

%


Enrollments

Enrollments

Carbondale		
Carterville		
Crab Orchard		
DuQuoin		
Elverado		
Herrin		
Johnston City		
Marion		
Murphysboro		
West Frankfort		
Trico		

< = 17		
18-20		
21-25		
26-30		
31-40		
41-50		
51-60		
61-70		
71-80		
81+		
Unk		

SM '12	-
SM '13	-
SM '14	-
SM '15	-
SM '16	-
SM '17	-



Feeder H.S. Total

Total

Avg

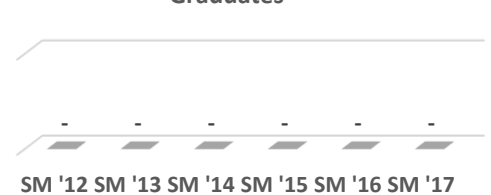
Agape Christian		
GED		

<21		
>60		

Graduates

Graduates

SM '12	-
SM '13	-
SM '14	-
SM '15	-
SM '16	-
SM '17	-



Demographics	Male						Female						Grand Total					
	Full-time		Part-time		Male Total		Full-time		Part-time		Female Total		Full-time		Part-time		Grand Total	
	#	%	#	%	#	%	#	%	#	%	#	%	#	%	#	%	#	%
Asian																		
American Indian / Alaskan Native																		
Black or African American																		
Hispanic																		
White																		
Native Hawaiian or Pacific Islander																		
Unknown																		
Totals																		



Pre-Chiropractic

CIP Code: 51.1106

Curriculum Code:

000AS0087

Program:

AS

Fall 2017

Total Enrollment:

Male:

FT:

Avg Age:

Minority:

Female:

PT:

Feeder Enrl:

Feeder H.S. Enrollees

#

%

Carbondale

Carterville

Crab Orchard

DuQuoin

Elverado

Herrin

Johnston City

Marion

Murphysboro

West Frankfort

Trico

Feeder H.S. Total

Agape Christian

GED

Age

#

%

< = 17

18-20

21-25

26-30

31-40

41-50

51-60

61-70

71-80

81+

Unk

Total

Avg

<21

>60

Enrollments

FL '12 1

FL '13 -

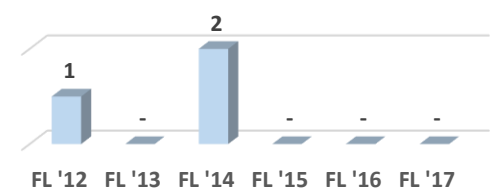
FL '14 2

FL '15 -

FL '16 -

FL '17 -

Enrollments



Graduates

FL '12 -

FL '13 -

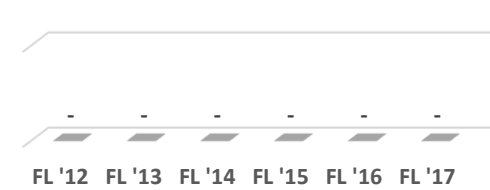
FL '14 -

FL '15 -

FL '16 -

FL '17 -

Graduates



Demographics	Male						Female						Grand Total					
	Full-time		Part-time		Male Total		Full-time		Part-time		Female Total		Full-time		Part-time		Grand Total	
	#	%	#	%	#	%	#	%	#	%	#	%	#	%	#	%	#	%
Asian																		
American Indian / Alaskan Native																		
Black or African American																		
Hispanic																		
White																		
Native Hawaiian or Pacific Islander																		
Unknown																		
Totals																		



Pre-Chiropractic

CIP Code: 51.1106

Curriculum Code:

000AS0087

Program:

AS

Spring 2018

Total Enrollment:

Male:

FT:

Avg Age:

Minority:

Female:

PT:

Feeder Enrl:

Feeder H.S. Enrollees

#

%

Carbondale	
Carterville	
Crab Orchard	
DuQuoin	
Elverado	
Herrin	
Johnston City	
Marion	
Murphysboro	
West Frankfort	
Trico	

Feeder H.S. Total

Agape Christian	
GED	

Age

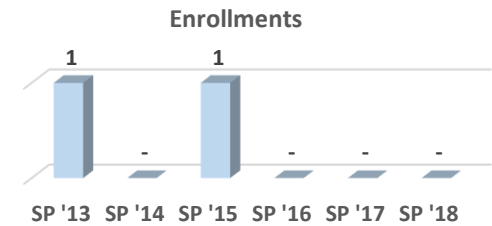
#

%

< = 17	
18-20	
21-25	
26-30	
31-40	
41-50	
51-60	
61-70	
71-80	
81+	
Unk	
Total	
Avg	
<21	
>60	

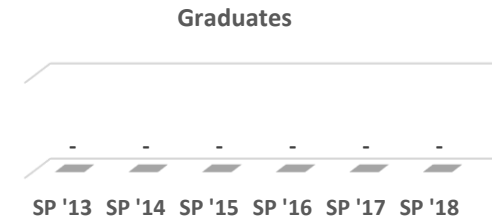
Enrollments

SP '13	1
SP '14	-
SP '15	1
SP '16	-
SP '17	-
SP '18	-



Graduates

SP '13	-
SP '14	-
SP '15	-
SP '16	-
SP '17	-
SP '18	-



Demographics	Male						Female						Grand Total					
	Full-time		Part-time		Male Total		Full-time		Part-time		Female Total		Full-time		Part-time		Grand Total	
	#	%	#	%	#	%	#	%	#	%	#	%	#	%	#	%	#	%
Asian																		
American Indian / Alaskan Native																		
Black or African American																		
Hispanic																		
White																		
Native Hawaiian or Pacific Islander																		
Unknown																		
Totals																		

Associate in Science

Pre-Pharmacy

CIP Code: *51.1103*

Curriculum Code: *000AS0087*



Pre-Pharmacy

CIP Code: 51.1103

Curriculum Code: 000AS0087

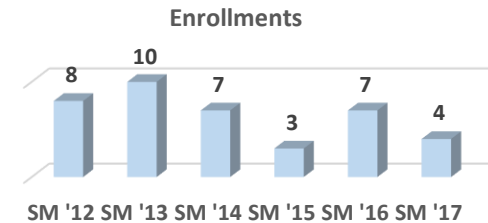
Program: AS

Summer 2017

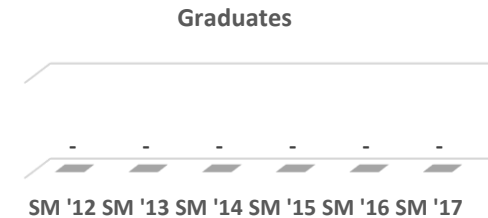
Total Enrollment:	4	100.0%	Male:	2	50.0%	FT:	2	50.0%	Avg Age:	20.6
Minority:			Female:	2	50.0%	PT:	2	50.0%	Feeder Enrl:	4 100.0%

Feeder H.S. Enrollees	#	%	Age	#	%
Carbondale			< = 17		
Cartersville	1	25.0%	18-20	3	75.0%
Crab Orchard			21-25	1	25.0%
DuQuoin	1	25.0%	26-30		
Elverado			31-40		
Herrin			41-50		
Johnston City			51-60		
Marion	1	25.0%	61-70		
Murphysboro			71-80		
West Frankfort	1	25.0%	81+		
Trico			Unk		
Feeder H.S. Total	4	100.0%	Total	4	100.0%
Agape Christian			Avg	20.6	
GED			<21	3	75.0%
			>60		

Enrollments	
SM '12	8
SM '13	10
SM '14	7
SM '15	3
SM '16	7
SM '17	4



Graduates	
SM '12	-
SM '13	-
SM '14	-
SM '15	-
SM '16	-
SM '17	-



Demographics	Male						Female						Grand Total					
	Full-time		Part-time		Male Total		Full-time		Part-time		Female Total		Full-time		Part-time		Grand Total	
	#	%	#	%	#	%	#	%	#	%	#	%	#	%	#	%	#	%
Asian																		
American Indian / Alaskan Native																		
Black or African American																		
Hispanic																		
White	1	25.0%	1	25.0%	2	50.0%	1	25.0%	1	25.0%	2	50.0%	2	50.0%	2	50.0%	4	100.0%
Native Hawaiian or Pacific Islander																		
Unknown																		
Totals	1	25.0%	1	25.0%	2	50.0%	1	25.0%	1	25.0%	2	50.0%	2	50.0%	2	50.0%	4	100.0%



Pre-Pharmacy

Fall 2017

CIP Code: 51.1103

Curriculum Code: 000AS0087

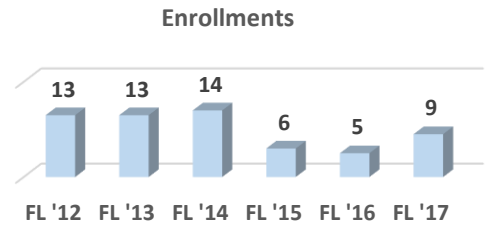
Program: AS

Total Enrollment:	9	100.0%	Male:	4	44.4%	FT:	8	88.9%	Avg Age:	20.5
Minority:	1	11.1%	Female:	5	55.6%	PT:	1	11.1%	Feeder Enrl:	8 88.9%

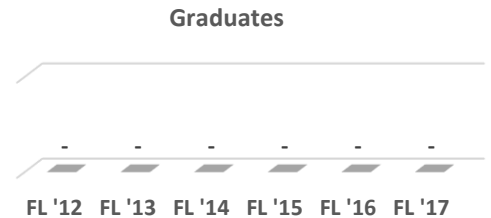
Feeder H.S. Enrollees	#	%
Carbondale	1	11.1%
Carterville		
Crab Orchard		
DuQuoin		
Elverado		
Herrin		
Johnston City	1	11.1%
Marion	3	33.3%
Murphysboro	1	11.1%
West Frankfort	2	22.2%
Trico		
Feeder H.S. Total	8	88.9%
Agape Christian		
GED		

Age	#	%
< = 17	1	11.1%
18-20	5	55.6%
21-25	3	33.3%
26-30		
31-40		
41-50		
51-60		
61-70		
71-80		
81+		
Unk		
Total	9	100.0%
Avg	20.5	
<21	6	66.7%
>60		

Enrollments	
FL '12	13
FL '13	13
FL '14	14
FL '15	6
FL '16	5
FL '17	9



Graduates	
FL '12	-
FL '13	-
FL '14	-
FL '15	-
FL '16	-
FL '17	-



Demographics	Male						Female						Grand Total					
	Full-time		Part-time		Male Total		Full-time		Part-time		Female Total		Full-time		Part-time		Grand Total	
	#	%	#	%	#	%	#	%	#	%	#	%	#	%	#	%	#	%
Asian																		
American Indian / Alaskan Native																		
Black or African American	1	11.1%			1	11.1%							1	11.1%			1	11.1%
Hispanic																		
White	3	33.3%			3	33.3%	2	22.2%	1	11.1%	3	33.3%	5	55.6%	1	11.1%	6	66.7%
Native Hawaiian or Pacific Islander																		
Unknown							2	22.2%			2	22.2%	2	22.2%			2	22.2%
Totals	4	44.4%			4	44.4%	4	44.4%	1	11.1%	5	55.6%	8	88.9%	1	11.1%	9	100.0%



Pre-Pharmacy

Spring 2018

CIP Code: 51.1103

Curriculum Code: 000AS0087

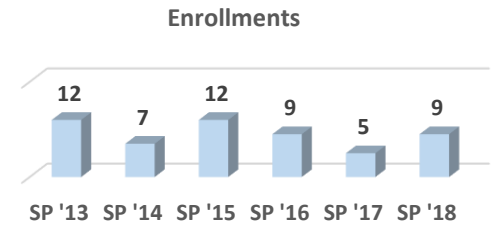
Program: AS

Total Enrollment:	9	100.0%	Male:	4	44.4%	FT:	6	66.7%	Avg Age:	20.5
Minority:	1	11.1%	Female:	5	55.6%	PT:	3	33.3%	Feeder Enrl:	8 88.9%

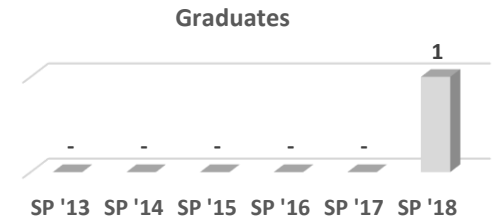
Feeder H.S. Enrollees	#	%
Carbondale	1	11.1%
Carterville		
Crab Orchard		
DuQuoin		
Elverado		
Herrin		
Johnston City	1	11.1%
Marion	3	33.3%
Murphysboro	2	22.2%
West Frankfort		
Trico	1	11.1%
Feeder H.S. Total	8	88.9%
Agape Christian		
GED		

Age	#	%
< = 17		
18-20	7	77.8%
21-25	2	22.2%
26-30		
31-40		
41-50		
51-60		
61-70		
71-80		
81+		
Unk		
Total	9	100.0%
Avg	20.5	
<21	7	77.8%
>60		

Enrollments	
SP '13	12
SP '14	7
SP '15	12
SP '16	9
SP '17	5
SP '18	9



Graduates	
SP '13	-
SP '14	-
SP '15	-
SP '16	-
SP '17	-
SP '18	1



Demographics	Male						Female						Grand Total					
	Full-time		Part-time		Male Total		Full-time		Part-time		Female Total		Full-time		Part-time		Grand Total	
	#	%	#	%	#	%	#	%	#	%	#	%	#	%	#	%	#	%
Asian																		
American Indian / Alaskan Native																		
Black or African American	1	11.1%			1	11.1%							1	11.1%			1	11.1%
Hispanic																		
White	3	33.3%			3	33.3%			3	33.3%	3	33.3%	3	33.3%	3	33.3%	6	66.7%
Native Hawaiian or Pacific Islander																		
Unknown							2	22.2%			2	22.2%	2	22.2%			2	22.2%
Totals	4	44.4%			4	44.4%	2	22.2%	3	33.3%	5	55.6%	6	66.7%	3	33.3%	9	100.0%

Associate in Science

Pre-Physical Therapy

CIP Code: *51.1109*

Curriculum Code: *000AS0087*



Pre-Physical Therapy

Summer 2017

CIP Code: 51.1109

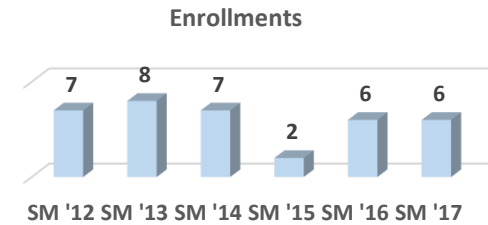
Curriculum Code: 000AS0087

Program: AS

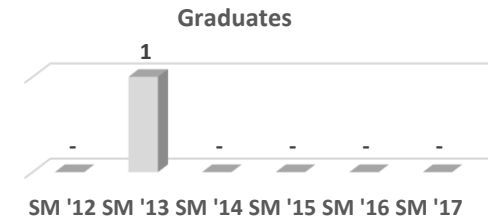
Total Enrollment:	6	100.0%	Male:	2	33.3%	FT:	1	16.7%	Avg Age:	22.7
Minority:	1	16.7%	Female:	4	66.7%	PT:	5	83.3%	Feeder Enrl:	4 66.7%

Feeder H.S. Enrollees	#	%	Age	#	%
Carbondale	1	16.7%	< = 17	1	16.7%
Carterville	1	16.7%	18-20	1	16.7%
Crab Orchard	1	16.7%	21-25	3	50.0%
DuQuoin	1	16.7%	26-30	1	16.7%
Elverado	1	16.7%	31-40	1	16.7%
Herrin	1	16.7%	41-50	1	16.7%
Johnston City	1	16.7%	51-60	1	16.7%
Marion	2	33.3%	61-70	1	16.7%
Murphysboro	1	16.7%	71-80	1	16.7%
West Frankfort	1	16.7%	81+	1	16.7%
Trico	1	16.7%	Unk	1	16.7%
Feeder H.S. Total	4	66.7%	Total	6	100.0%
Agape Christian	1	16.7%	Avg	22.7	
GED	1	16.7%	<21	2	33.3%
			>60	1	16.7%

Enrollments	#
SM '12	7
SM '13	8
SM '14	7
SM '15	2
SM '16	6
SM '17	6



Graduates	#
SM '12	-
SM '13	1
SM '14	-
SM '15	-
SM '16	-
SM '17	-



Demographics	Male						Female						Grand Total					
	Full-time		Part-time		Male Total		Full-time		Part-time		Female Total		Full-time		Part-time		Grand Total	
	#	%	#	%	#	%	#	%	#	%	#	%	#	%	#	%	#	%
Asian																		
American Indian / Alaskan Native																		
Black or African American									1	16.7%	1	16.7%			1	16.7%	1	16.7%
Hispanic																		
White	1	16.7%	1	16.7%	2	33.3%			3	50.0%	3	50.0%	1	16.7%	4	66.7%	5	83.3%
Native Hawaiian or Pacific Islander																		
Unknown																		
Totals	1	16.7%	1	16.7%	2	33.3%			4	66.7%	4	66.7%	1	16.7%	5	83.3%	6	100.0%



Pre-Physical Therapy

Fall 2017

CIP Code: 51.1109

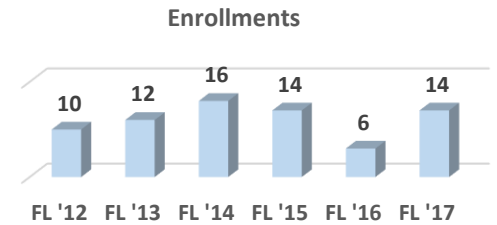
Curriculum Code: 000AS0087

Program: AS

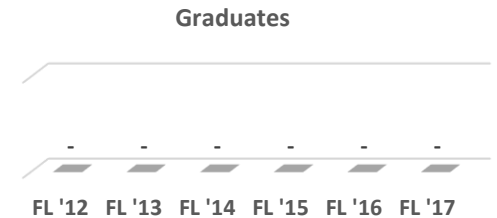
Total Enrollment:	14	100.0%	Male:	5	35.7%	FT:	9	64.3%	Avg Age:	21.3
Minority:	3	21.4%	Female:	9	64.3%	PT:	5	35.7%	Feeder Enrl:	8 57.1%

Feeder H.S. Enrollees	#	%	Age	#	%
Carbondale	1	7.1%	< = 17	9	64.3%
Carterville	1	7.1%	18-20	3	21.4%
Crab Orchard	1	7.1%	21-25	1	7.1%
DuQuoin	1	7.1%	26-30	1	7.1%
Elverado	1	7.1%	31-40	1	7.1%
Herrin	5	35.7%	41-50	1	7.1%
Johnston City	1	7.1%	51-60	1	7.1%
Marion	1	7.1%	61-70	1	7.1%
Murphysboro	1	7.1%	71-80	1	7.1%
West Frankfort	1	7.1%	81+	1	7.1%
Trico	1	7.1%	Unk	1	7.1%
Feeder H.S. Total	8	57.1%	Total	14	100.0%
Agape Christian	1	7.1%	Avg	21.3	
GED	1	7.1%	<21	9	64.3%
			>60	1	7.1%

Enrollments	#
FL '12	10
FL '13	12
FL '14	16
FL '15	14
FL '16	6
FL '17	14



Graduates	#
FL '12	-
FL '13	-
FL '14	-
FL '15	-
FL '16	-
FL '17	-



Demographics	Male						Female						Grand Total					
	Full-time		Part-time		Male Total		Full-time		Part-time		Female Total		Full-time		Part-time		Grand Total	
	#	%	#	%	#	%	#	%	#	%	#	%	#	%	#	%	#	%
Asian																		
American Indian / Alaskan Native																		
Black or African American							1	7.1%	1	7.1%	2	14.3%	1	7.1%	1	7.1%	2	14.3%
Hispanic																		
White	2	14.3%	1	7.1%	3	21.4%	5	35.7%	2	14.3%	7	50.0%	7	50.0%	3	21.4%	10	71.4%
Native Hawaiian or Pacific Islander	1	7.1%			1	7.1%							1	7.1%			1	7.1%
Unknown			1	7.1%	1	7.1%									1	7.1%	1	7.1%
Totals	3	21.4%	2	14.3%	5	35.7%	6	42.9%	3	21.4%	9	64.3%	9	64.3%	5	35.7%	14	100.0%



Pre-Physical Therapy

Spring 2018

CIP Code: 51.1109

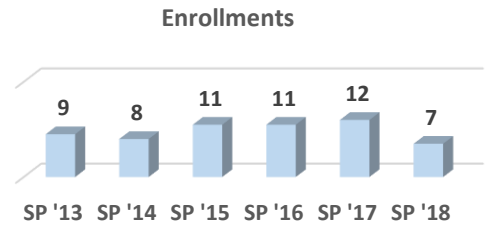
Curriculum Code: 000AS0087

Program: AS

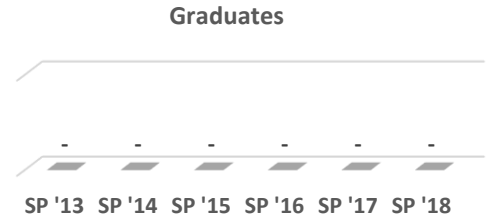
Total Enrollment:	7	100.0%	Male:	1	14.3%	FT:	2	28.6%	Avg Age:	21.5
Minority:	3	42.9%	Female:	6	85.7%	PT:	5	71.4%	Feeder Enrl:	5 71.4%

Feeder H.S. Enrollees	#	%	Age	#	%
Carbondale	1	14.3%	< = 17	2	28.6%
Carterville	1	14.3%	18-20	2	28.6%
Crab Orchard			21-25	2	28.6%
DuQuoin			26-30	1	14.3%
Elverado			31-40		
Herrin	2	28.6%	41-50		
Johnston City			51-60		
Marion	1	14.3%	61-70		
Murphysboro			71-80		
West Frankfort			81+		
Trico			Unk		
Feeder H.S. Total	5	71.4%	Total	7	100.0%
Agape Christian			Avg	21.5	
GED			<21	4	57.1%
			>60		

Enrollments	
SP '13	9
SP '14	8
SP '15	11
SP '16	11
SP '17	12
SP '18	7



Graduates	
SP '13	-
SP '14	-
SP '15	-
SP '16	-
SP '17	-
SP '18	-



Demographics	Male						Female						Grand Total					
	Full-time		Part-time		Male Total		Full-time		Part-time		Female Total		Full-time		Part-time		Grand Total	
	#	%	#	%	#	%	#	%	#	%	#	%	#	%	#	%	#	%
Asian																		
American Indian / Alaskan Native																		
Black or African American							1	14.3%	2	28.6%	3	42.9%	1	14.3%	2	28.6%	3	42.9%
Hispanic																		
White	1	14.3%			1	14.3%			3	42.9%	3	42.9%	1	14.3%	3	42.9%	4	57.1%
Native Hawaiian or Pacific Islander																		
Unknown																		
Totals	1	14.3%			1	14.3%	1	14.3%	5	71.4%	6	85.7%	2	28.6%	5	71.4%	7	100.0%

Associate in Science

Pre-Physician Assistant

CIP Code: *51.1102*

Curriculum Code: *000AS0087*



Pre-Physician Assistant

Summer 2017

CIP Code: 51.1102

Curriculum Code: 000AS0087

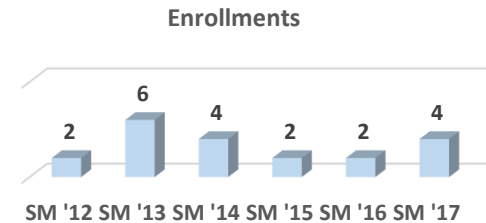
Program: AS

Total Enrollment:	4	100.0%	Male:		FT:	2	50.0%	Avg Age:	26.2		
Minority:	1	25.0%	Female:	4	100.0%	PT:	2	50.0%	Feeder Enrl:	4	100.0%

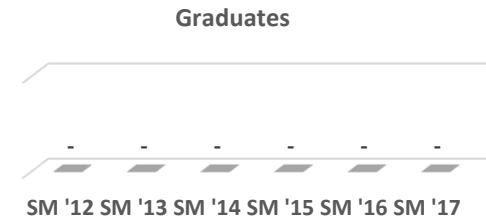
Feeder H.S. Enrollees	#	%
Carbondale	1	25.0%
Carterville		
Crab Orchard		
DuQuoin		
Elverado		
Herrin		
Johnston City		
Marion	2	50.0%
Murphysboro	1	25.0%
West Frankfort		
Trico		
Feeder H.S. Total	4	100.0%
Agape Christian		
GED		

Age	#	%
< = 17		
18-20	2	50.0%
21-25		
26-30	1	25.0%
31-40	1	25.0%
41-50		
51-60		
61-70		
71-80		
81+		
Unk		
Total	4	100.0%
Avg	26.2	
<21	2	50.0%
>60		

Enrollments	
SM '12	2
SM '13	6
SM '14	4
SM '15	2
SM '16	2
SM '17	4



Graduates	
SM '12	-
SM '13	-
SM '14	-
SM '15	-
SM '16	-
SM '17	-



Demographics	Male						Female						Grand Total					
	Full-time		Part-time		Male Total		Full-time		Part-time		Female Total		Full-time		Part-time		Grand Total	
	#	%	#	%	#	%	#	%	#	%	#	%	#	%	#	%	#	%
Asian																		
American Indian / Alaskan Native																		
Black or African American																		
Hispanic							1	25.0%			1	25.0%	1	25.0%			1	25.0%
White							1	25.0%	2	50.0%	3	75.0%	1	25.0%	2	50.0%	3	75.0%
Native Hawaiian or Pacific Islander																		
Unknown																		
Totals							2	50.0%	2	50.0%	4	100.0%	2	50.0%	2	50.0%	4	100.0%



Pre-Physician Assistant

Fall 2017

CIP Code: 51.1102

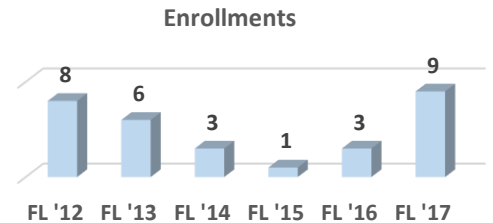
Curriculum Code: 000AS0087

Program: AS

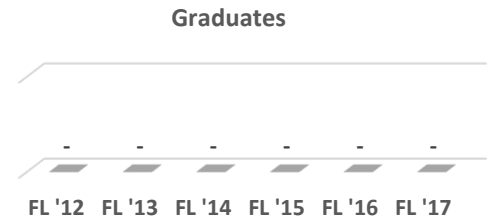
Total Enrollment:	9	100.0%	Male:	1	11.1%	FT:	4	44.4%	Avg Age:	21.4
Minority:	1	11.1%	Female:	8	88.9%	PT:	5	55.6%	Feeder Enrl:	5 55.6%

Feeder H.S. Enrollees	#	%	Age	#	%
Carbondale	2	22.2%	< = 17		
Carterville			18-20	4	44.4%
Crab Orchard			21-25	4	44.4%
DuQuoin			26-30	1	11.1%
Elverado			31-40		
Herrin	2	22.2%	41-50		
Johnston City			51-60		
Marion	1	11.1%	61-70		
Murphysboro			71-80		
West Frankfort			81+		
Trico			Unk		
Feeder H.S. Total	5	55.6%	Total	9	100.0%
Agape Christian			Avg	21.4	
GED			<21	4	44.4%
			>60		

Enrollments	
FL '12	8
FL '13	6
FL '14	3
FL '15	1
FL '16	3
FL '17	9



Graduates	
FL '12	-
FL '13	-
FL '14	-
FL '15	-
FL '16	-
FL '17	-



Demographics	Male						Female						Grand Total					
	Full-time		Part-time		Male Total		Full-time		Part-time		Female Total		Full-time		Part-time		Grand Total	
	#	%	#	%	#	%	#	%	#	%	#	%	#	%	#	%	#	%
Asian																		
American Indian / Alaskan Native																		
Black or African American																		
Hispanic									1	11.1%	1	11.1%			1	11.1%	1	11.1%
White			1	11.1%	1	11.1%	4	44.4%	3	33.3%	7	77.8%	4	44.4%	4	44.4%	8	88.9%
Native Hawaiian or Pacific Islander																		
Unknown																		
Totals			1	11.1%	1	11.1%	4	44.4%	4	44.4%	8	88.9%	4	44.4%	5	55.6%	9	100.0%



Pre-Physician Assistant

Spring 2018

CIP Code: 51.1102

Curriculum Code: 000AS0087

Program: AS

Total Enrollment: 3 100.0%

Male: 1 33.3%

FT: 3 100.0%

Avg Age: 19.2

Minority:

Female: 2 66.7%

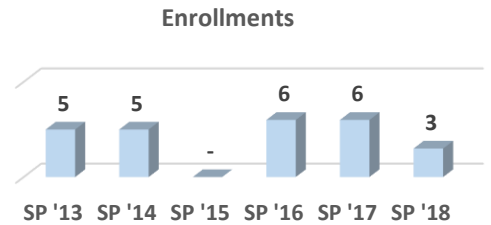
PT:

Feeder Enrl: 3 100.0%

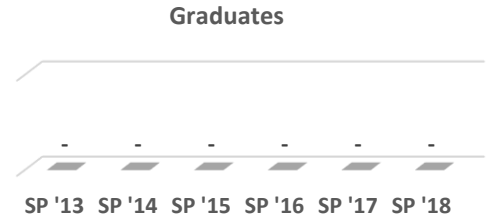
Feeder H.S. Enrollees	#	%
Carbondale	1	33.3%
Carterville	1	33.3%
Crab Orchard		
DuQuoin		
Elverado	1	33.3%
Herrin		
Johnston City		
Marion		
Murphysboro		
West Frankfort		
Trico		
Feeder H.S. Total	3	100.0%
Agape Christian		
GED		

Age	#	%
< = 17		
18-20	3	100.0%
21-25		
26-30		
31-40		
41-50		
51-60		
61-70		
71-80		
81+		
Unk		
Total	3	100.0%
Avg	19.2	
<21	3	100.0%
>60		

Enrollments	#
SP '13	5
SP '14	5
SP '15	-
SP '16	6
SP '17	6
SP '18	3



Graduates	#
SP '13	-
SP '14	-
SP '15	-
SP '16	-
SP '17	-
SP '18	-



Demographics	Male						Female						Grand Total					
	Full-time		Part-time		Male Total		Full-time		Part-time		Female Total		Full-time		Part-time		Grand Total	
	#	%	#	%	#	%	#	%	#	%	#	%	#	%	#	%	#	%
Asian																		
American Indian / Alaskan Native																		
Black or African American																		
Hispanic																		
White	1	33.3%			1	33.3%	2	66.7%			2	66.7%	3	100.0%			3	100.0%
Native Hawaiian or Pacific Islander																		
Unknown																		
Totals	1	33.3%			1	33.3%	2	66.7%			2	66.7%	3	100.0%			3	100.0%

Associate in Science

Pre-Professional - Dental, Medicine, Optometry, Podiatry

CIP Code: *51.1199*

Curriculum Code: *000AS0087*



Pre-Professional - Dental, Medicine, Optometry, Podiatry

Summer 2017

CIP Code: 51.1199

Curriculum Code: 000AS0087

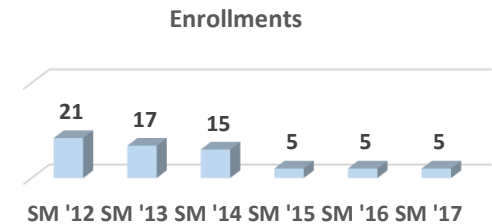
Program: AS

Total Enrollment:	5	100.0%	Male:	1	20.0%	FT:	2	40.0%	Avg Age:	20.5
Minority:	1	20.0%	Female:	4	80.0%	PT:	3	60.0%	Feeder Enrl:	3 60.0%

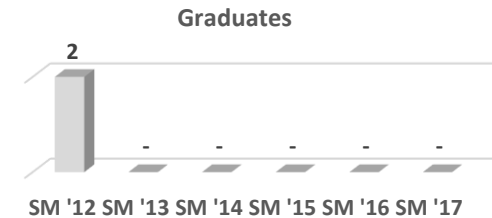
Feeder H.S. Enrollees	#	%
Carbondale	1	20.0%
Carterville	2	40.0%
Crab Orchard		
DuQuoin		
Elverado		
Herrin		
Johnston City		
Marion		
Murphysboro		
West Frankfort		
Trico		
Feeder H.S. Total	3	60.0%
Agape Christian		
GED		

Age	#	%
< = 17		
18-20	4	80.0%
21-25	1	20.0%
26-30		
31-40		
41-50		
51-60		
61-70		
71-80		
81+		
Unk		
Total	5	100.0%
Avg	20.5	
<21	4	80.0%
>60		

Enrollments	
SM '12	21
SM '13	17
SM '14	15
SM '15	5
SM '16	5
SM '17	5



Graduates	
SM '12	2
SM '13	-
SM '14	-
SM '15	-
SM '16	-
SM '17	-



Demographics	Male						Female						Grand Total					
	Full-time		Part-time		Male Total		Full-time		Part-time		Female Total		Full-time		Part-time		Grand Total	
	#	%	#	%	#	%	#	%	#	%	#	%	#	%	#	%	#	%
Asian									1	20.0%	1	20.0%			1	20.0%	1	20.0%
American Indian / Alaskan Native																		
Black or African American																		
Hispanic																		
White	1	20.0%			1	20.0%	1	20.0%	2	40.0%	3	60.0%	2	40.0%	2	40.0%	4	80.0%
Native Hawaiian or Pacific Islander																		
Unknown																		
Totals	1	20.0%			1	20.0%	1	20.0%	3	60.0%	4	80.0%	2	40.0%	3	60.0%	5	100.0%



Pre-Professional - Dental, Medicine, Optometry, Podiatry

Fall 2017

CIP Code: 51.1199

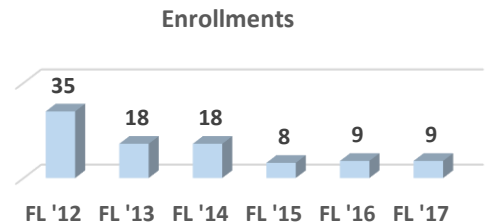
Curriculum Code: 000AS0087

Program: AS

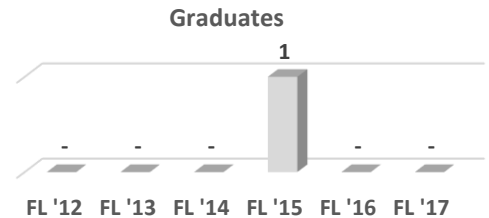
Total Enrollment:	9	100.0%	Male:	3	33.3%	FT:	6	66.7%	Avg Age:	20.5
Minority:	2	22.2%	Female:	6	66.7%	PT:	3	33.3%	Feeder Enrl:	6 66.7%

Feeder H.S. Enrollees	#	%	Age	#	%
Carbondale	2	22.2%	< = 17		
Carterville	2	22.2%	18-20	7	77.8%
Crab Orchard			21-25	2	22.2%
DuQuoin			26-30		
Elverado			31-40		
Herrin			41-50		
Johnston City			51-60		
Marion	1	11.1%	61-70		
Murphysboro	1	11.1%	71-80		
West Frankfort			81+		
Trico			Unk		
Feeder H.S. Total	6	66.7%	Total	9	100.0%
Agape Christian			Avg	20.5	
GED			<21	7	77.8%
			>60		

Enrollments	
FL '12	35
FL '13	18
FL '14	18
FL '15	8
FL '16	9
FL '17	9



Graduates	
FL '12	-
FL '13	-
FL '14	-
FL '15	1
FL '16	-
FL '17	-



Demographics	Male						Female						Grand Total					
	Full-time		Part-time		Male Total		Full-time		Part-time		Female Total		Full-time		Part-time		Grand Total	
	#	%	#	%	#	%	#	%	#	%	#	%	#	%	#	%	#	%
Asian																		
American Indian / Alaskan Native																		
Black or African American							2	22.2%			2	22.2%	2	22.2%			2	22.2%
Hispanic																		
White	2	22.2%	1	11.1%	3	33.3%	2	22.2%	2	22.2%	4	44.4%	4	44.4%	3	33.3%	7	77.8%
Native Hawaiian or Pacific Islander																		
Unknown																		
Totals	2	22.2%	1	11.1%	3	33.3%	4	44.4%	2	22.2%	6	66.7%	6	66.7%	3	33.3%	9	100.0%



Pre-Professional - Dental, Medicine, Optometry, Podiatry

Spring 2018

CIP Code: 51.1199

Curriculum Code: 000AS0087

Program: AS

Total Enrollment:

Male:

FT:

Avg Age:

Minority:

Female:

PT:

Feeder Enrl:

Feeder H.S. Enrollees

%

Carbondale	
Carterville	
Crab Orchard	
DuQuoin	
Elverado	
Herrin	
Johnston City	
Marion	
Murphysboro	
West Frankfort	
Trico	

Feeder H.S. Total

Agape Christian
GED

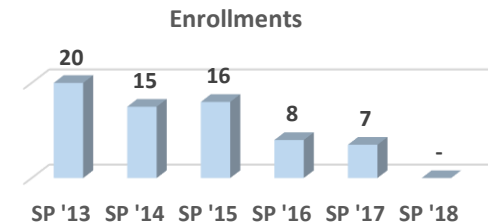
Age

%

< = 17	
18-20	
21-25	
26-30	
31-40	
41-50	
51-60	
61-70	
71-80	
81+	
Unk	
Total	
Avg	
<21	
>60	

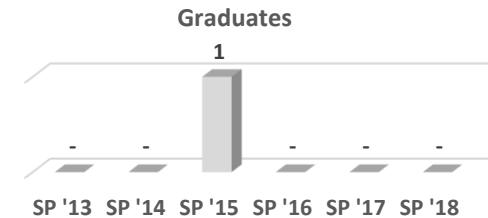
Enrollments

SP '13	20
SP '14	15
SP '15	16
SP '16	8
SP '17	7
SP '18	-



Graduates

SP '13	-
SP '14	-
SP '15	1
SP '16	-
SP '17	-
SP '18	-



Demographics	Male						Female						Grand Total					
	Full-time		Part-time		Male Total		Full-time		Part-time		Female Total		Full-time		Part-time		Grand Total	
	#	%	#	%	#	%	#	%	#	%	#	%	#	%	#	%	#	%
Asian																		
American Indian / Alaskan Native																		
Black or African American																		
Hispanic																		
White																		
Native Hawaiian or Pacific Islander																		
Unknown																		
Totals																		

Associate in Science

Pre-Veterinary

CIP Code: *51.1104*

Curriculum Code: *000AS0087*



Pre-Veterinary

CIP Code: 51.1104

Curriculum Code:

000AS0087

Program:

AS

Summer 2017

Total Enrollment: 2 100.0%

Male: 1 50.0%

FT: 1 50.0%

Avg Age: 18.6

Minority:

Female: 1 50.0%

PT: 1 50.0%

Feeder Enrl: 2 100.0%

Feeder H.S. Enrollees

%

Carbondale 1 50.0%

Carterville

Crab Orchard

DuQuoin

Elverado

Herrin

Johnston City

Marion

Murphysboro

West Frankfort

Trico

Feeder H.S. Total 2 100.0%

Agape Christian

GED

Age

%

< = 17

18-20 2 100.0%

21-25

26-30

31-40

41-50

51-60

61-70

71-80

81+

Unk

Total 2 100.0%

Avg 18.6

<21 2 100.0%

>60

Enrollments

SM '12 1

SM '13 1

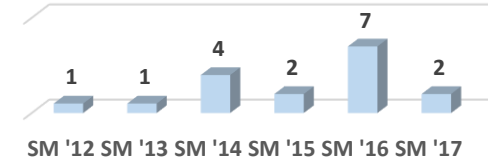
SM '14 4

SM '15 2

SM '16 7

SM '17 2

Enrollments



Graduates

SM '12 -

SM '13 -

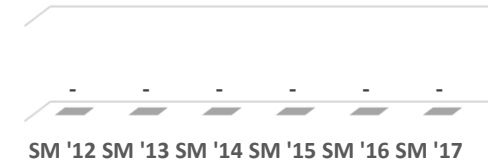
SM '14 -

SM '15 -

SM '16 -

SM '17 -

Graduates



Demographics	Male						Female						Grand Total					
	Full-time		Part-time		Male Total		Full-time		Part-time		Female Total		Full-time		Part-time		Grand Total	
	#	%	#	%	#	%	#	%	#	%	#	%	#	%	#	%	#	%
Asian																		
American Indian / Alaskan Native																		
Black or African American																		
Hispanic																		
White			1	50.0%	1	50.0%									1	50.0%	1	50.0%
Native Hawaiian or Pacific Islander																		
Unknown							1	50.0%			1	50.0%	1	50.0%			1	50.0%
Totals			1	50.0%	1	50.0%	1	50.0%			1	50.0%	1	50.0%	1	50.0%	2	100.0%



Pre-Veterinary

CIP Code: 51.1104

Curriculum Code: 000AS0087

Program: AS

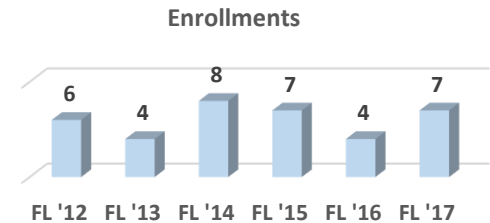
Fall 2017

Total Enrollment:	7	100.0%	Male:	1	14.3%	FT:	4	57.1%	Avg Age:	19.9
Minority:	1	14.3%	Female:	6	85.7%	PT:	3	42.9%	Feeder Enrl:	6 85.7%

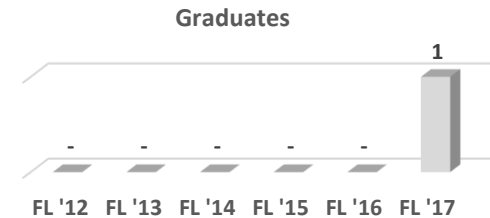
Feeder H.S. Enrollees	#	%
Carbondale	1	14.3%
Carterville	1	14.3%
Crab Orchard	1	14.3%
DuQuoin		
Elverado		
Herrin	1	14.3%
Johnston City		
Marion		
Murphysboro		
West Frankfort	2	28.6%
Trico		
Feeder H.S. Total	6	85.7%
Agape Christian		
GED		

Age	#	%
< = 17		
18-20	6	85.7%
21-25		
26-30	1	14.3%
31-40		
41-50		
51-60		
61-70		
71-80		
81+		
Unk		
Total	7	100.0%
Avg	19.9	
<21	6	85.7%
>60		

Enrollments	
FL '12	6
FL '13	4
FL '14	8
FL '15	7
FL '16	4
FL '17	7



Graduates	
FL '12	-
FL '13	-
FL '14	-
FL '15	-
FL '16	-
FL '17	1



Demographics	Male						Female						Grand Total					
	Full-time		Part-time		Male Total		Full-time		Part-time		Female Total		Full-time		Part-time		Grand Total	
	#	%	#	%	#	%	#	%	#	%	#	%	#	%	#	%	#	%
Asian																		
American Indian / Alaskan Native																		
Black or African American																		
Hispanic									1	14.3%	1	14.3%			1	14.3%	1	14.3%
White			1	14.3%	1	14.3%	2	28.6%	1	14.3%	3	42.9%	2	28.6%	2	28.6%	4	57.1%
Native Hawaiian or Pacific Islander																		
Unknown							2	28.6%			2	28.6%	2	28.6%			2	28.6%
Totals			1	14.3%	1	14.3%	4	57.1%	2	28.6%	6	85.7%	4	57.1%	3	42.9%	7	100.0%



Pre-Veterinary

CIP Code: 51.1104

Curriculum Code:

000AS0087

Program:

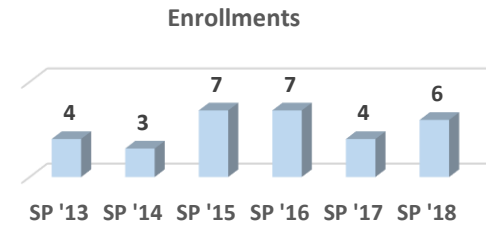
AS

Spring 2018

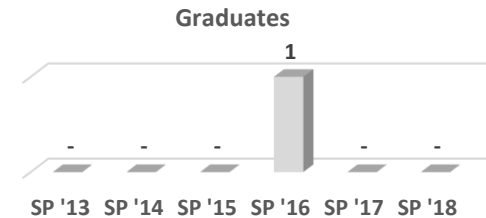
Total Enrollment:	6	100.0%	Male:	2	33.3%	FT:	3	50.0%	Avg Age:	21.1
Minority:	1	16.7%	Female:	4	66.7%	PT:	3	50.0%	Feeder Enrl:	5 83.3%

Feeder H.S. Enrollees	#	%	Age	#	%
Carbondale			< = 17		
Cartersville	1	16.7%	18-20	4	66.7%
Crab Orchard			21-25	1	16.7%
DuQuoin	1	16.7%	26-30	1	16.7%
Elverado			31-40		
Herrin	1	16.7%	41-50		
Johnston City			51-60		
Marion			61-70		
Murphysboro			71-80		
West Frankfort	2	33.3%	81+		
Trico			Unk		
Feeder H.S. Total	5	83.3%	Total	6	100.0%
Agape Christian			Avg	21.1	
GED			<21	4	66.7%
			>60		

Enrollments	
SP '13	4
SP '14	3
SP '15	7
SP '16	7
SP '17	4
SP '18	6



Graduates	
SP '13	-
SP '14	-
SP '15	-
SP '16	1
SP '17	-
SP '18	-



Demographics	Male						Female						Grand Total					
	Full-time		Part-time		Male Total		Full-time		Part-time		Female Total		Full-time		Part-time		Grand Total	
	#	%	#	%	#	%	#	%	#	%	#	%	#	%	#	%	#	%
Asian																		
American Indian / Alaskan Native																		
Black or African American																		
Hispanic									1	16.7%	1	16.7%			1	16.7%	1	16.7%
White			2	33.3%	2	33.3%	2	33.3%			2	33.3%	2	33.3%	2	33.3%	4	66.7%
Native Hawaiian or Pacific Islander																		
Unknown							1	16.7%			1	16.7%	1	16.7%			1	16.7%
Totals			2	33.3%	2	33.3%	3	50.0%	1	16.7%	4	66.7%	3	50.0%	3	50.0%	6	100.0%

JOHN A. LOGAN COLLEGE

FY 2017 – 18

John A. Logan College - Program Data
Associate in General Studies



Associate in General Studies

Associate in General Studies

CIP Code: *24.0102*

Curriculum Code: *AGS 1996*



Associate in General Studies

Summer 2017

CIP Code: 24.0102

Curriculum Code:

AGS 1996

Program:

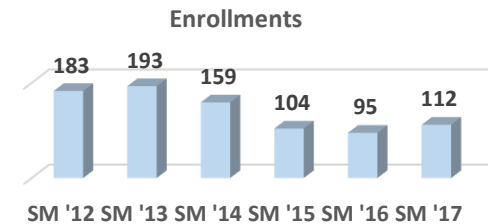
AGS

Total Enrollment:	112	100.0%	Male:	21	18.8%	FT:	42	37.5%	Avg Age:	26.5
Minority:	15	13.4%	Female:	91	81.3%	PT:	70	62.5%	Feeder Enrl:	64 57.1%

Feeder H.S. Enrollees			Age		
#	%		#	%	
Carbondale	9	8.0%	< = 17	1	0.9%
Carterville	4	3.6%	18-20	46	41.1%
Crab Orchard	2	1.8%	21-25	20	17.9%
DuQuoin	3	2.7%	26-30	16	14.3%
Elverado			31-40	17	15.2%
Herrin	11	9.8%	41-50	12	10.7%
Johnston City	6	5.4%	51-60		
Marion	7	6.3%	61-70		
Murphysboro	10	8.9%	71-80		
West Frankfort	8	7.1%	81+		
Trico	4	3.6%	Unk		
Feeder H.S. Total	64	57.1%	Total	112	100.0%
Agape Christian			Avg	26.5	
GED	7	6.3%	<21	47	42.0%
			>60		

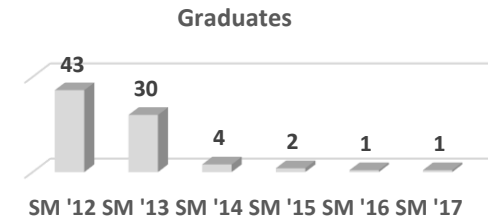
Enrollments

SM '12	183
SM '13	193
SM '14	159
SM '15	104
SM '16	95
SM '17	112



Graduates

SM '12	43
SM '13	30
SM '14	4
SM '15	2
SM '16	1
SM '17	1



Demographics	Male						Female						Grand Total					
	Full-time		Part-time		Male Total		Full-time		Part-time		Female Total		Full-time		Part-time		Grand Total	
	#	%	#	%	#	%	#	%	#	%	#	%	#	%	#	%	#	%
Asian							2	1.8%			2	1.8%			2	1.8%	2	1.8%
American Indian / Alaskan Native																		
Black or African American	1	0.9%			1	0.9%	6	5.4%	5	4.5%	11	9.8%	7	6.3%	5	4.5%	12	10.7%
Hispanic							1	0.9%			1	0.9%	1	0.9%			1	0.9%
White	8	7.1%	11	9.8%	19	17.0%	25	22.3%	52	46.4%	77	68.8%	33	29.5%	63	56.3%	96	85.7%
Native Hawaiian or Pacific Islander																		
Unknown	1	0.9%			1	0.9%							1	0.9%			1	0.9%
Totals	10	8.9%	11	9.8%	21	18.8%	32	28.6%	59	52.7%	91	81.3%	42	37.5%	70	62.5%	112	100.0%



Associate in General Studies

Fall 2017

CIP Code: 24.0102

Curriculum Code:

AGS 1996

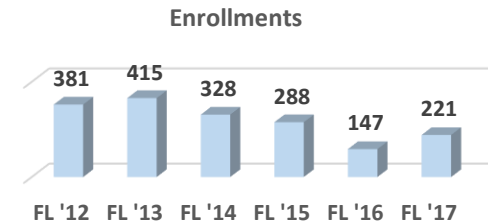
Program:

AGS

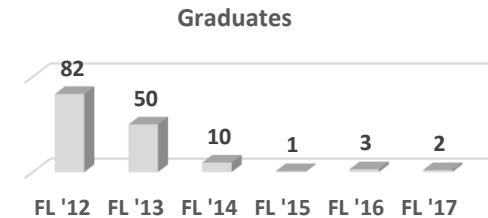
Total Enrollment:	221	100.0%	Male:	49	22.2%	FT:	102	46.2%	Avg Age:	24.7
Minority:	38	17.2%	Female:	172	77.8%	PT:	119	53.8%	Feeder Enrl:	120 54.3%

Feeder H.S. Enrollees	#	%	Age	#	%
Carbondale	13	5.9%	< = 17	3	1.4%
Carterville	8	3.6%	18-20	94	42.5%
Crab Orchard	3	1.4%	21-25	54	24.4%
DuQuoin	4	1.8%	26-30	29	13.1%
Elverado	7	3.2%	31-40	32	14.5%
Herrin	23	10.4%	41-50	6	2.7%
Johnston City	13	5.9%	51-60	2	0.9%
Marion	15	6.8%	61-70		
Murphysboro	14	6.3%	71-80		
West Frankfort	14	6.3%	81+		
Trico	6	2.7%	Unk	1	0.5%
Feeder H.S. Total	120	54.3%	Total	221	100.0%
Agape Christian			Avg	24.7	
GED	24	10.9%	<21	97	43.9%
			>60		

Enrollments	
FL '12	381
FL '13	415
FL '14	328
FL '15	288
FL '16	147
FL '17	221



Graduates	
FL '12	82
FL '13	50
FL '14	10
FL '15	1
FL '16	3
FL '17	2



Demographics	Male						Female						Grand Total					
	Full-time		Part-time		Male Total		Full-time		Part-time		Female Total		Full-time		Part-time		Grand Total	
	#	%	#	%	#	%	#	%	#	%	#	%	#	%	#	%	#	%
Asian																		
American Indian / Alaskan Native									1	0.5%	1	0.5%			1	0.5%	1	0.5%
Black or African American	4	1.8%	2	0.9%	6	2.7%	9	4.1%	19	8.6%	28	12.7%	13	5.9%	21	9.5%	34	15.4%
Hispanic	1	0.5%			1	0.5%	1	0.5%	1	0.5%	2	0.9%	2	0.9%	1	0.5%	3	1.4%
White	19	8.6%	22	10.0%	41	18.6%	66	29.9%	71	32.1%	137	62.0%	85	38.5%	93	42.1%	178	80.5%
Native Hawaiian or Pacific Islander																		
Unknown			1	0.5%	1	0.5%	2	0.9%	2	0.9%	4	1.8%	2	0.9%	3	1.4%	5	2.3%
Totals	24	10.9%	25	11.3%	49	22.2%	78	35.3%	94	42.5%	172	77.8%	102	46.2%	119	53.8%	221	100.0%



Associate in General Studies

Spring 2018

CIP Code: 24.0102

Curriculum Code:

AGS 1996

Program:

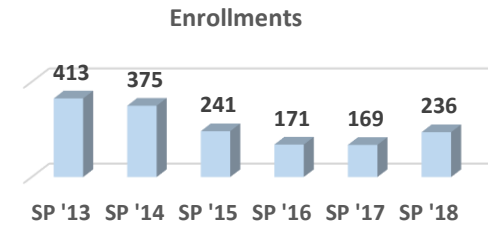
AGS

Total Enrollment:	236	100.0%	Male:	43	18.2%	FT:	110	46.6%	Avg Age:	25.8
Minority:	44	18.6%	Female:	193	81.8%	PT:	126	53.4%	Feeder Enrl:	102 43.2%

Feeder H.S. Enrollees			Age		
#	%		#	%	
Carbondale	14	5.9%	< = 17	5	2.1%
Carterville	5	2.1%	18-20	85	36.0%
Crab Orchard	3	1.3%	21-25	58	24.6%
DuQuoin	5	2.1%	26-30	39	16.5%
Elverado	5	2.1%	31-40	31	13.1%
Herrin	17	7.2%	41-50	12	5.1%
Johnston City	9	3.8%	51-60	4	1.7%
Marion	17	7.2%	61-70	1	0.4%
Murphysboro	9	3.8%	71-80		
West Frankfort	14	5.9%	81+		
Trico	4	1.7%	Unk	1	0.4%
Feeder H.S. Total	102	43.2%	Total	236	100.0%
Agape Christian			Avg	25.8	
GED	26	11.0%	<21	90	38.1%
			>60	1	0.4%

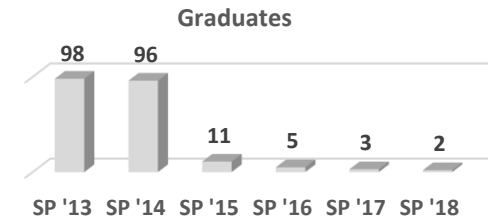
Enrollments

SP '13	413
SP '14	375
SP '15	241
SP '16	171
SP '17	169
SP '18	236



Graduates

SP '13	98
SP '14	96
SP '15	11
SP '16	5
SP '17	3
SP '18	2



Demographics	Male						Female						Grand Total					
	Full-time		Part-time		Male Total		Full-time		Part-time		Female Total		Full-time		Part-time		Grand Total	
	#	%	#	%	#	%	#	%	#	%	#	%	#	%	#	%	#	%
Asian			1	0.4%	1	0.4%	1	0.4%			1	0.4%	1	0.4%	1	0.4%	2	0.8%
American Indian / Alaskan Native			1	0.4%	1	0.4%			2	0.8%	2	0.8%			3	1.3%	3	1.3%
Black or African American	5	2.1%	2	0.8%	7	3.0%	13	5.5%	15	6.4%	28	11.9%	18	7.6%	17	7.2%	35	14.8%
Hispanic	1	0.4%			1	0.4%	2	0.8%	1	0.4%	3	1.3%	3	1.3%	1	0.4%	4	1.7%
White	17	7.2%	15	6.4%	32	13.6%	70	29.7%	88	37.3%	158	66.9%	87	36.9%	103	43.6%	190	80.5%
Native Hawaiian or Pacific Islander																		
Unknown			1	0.4%	1	0.4%	1	0.4%			1	0.4%	1	0.4%	1	0.4%	2	0.8%
Totals	23	9.7%	20	8.5%	43	18.2%	87	36.9%	106	44.9%	193	81.8%	110	46.6%	126	53.4%	236	100.0%

JOHN A. LOGAN COLLEGE

FY 2017 – 18

*John A. Logan College - Program Data
2-Year Associate in Applied Science*



2-Year Associate in Applied Science

Accounting

CIP Code: **52.0301**

Curriculum Code: **00ACC0001**



Accounting

CIP Code: 52.0301

Curriculum Code:

00ACC0001

Program:

AAS

Summer 2017

Total Enrollment: 10 100.0%
Minority: 2 20.0%

Male: 4 40.0%
Female: 6 60.0%

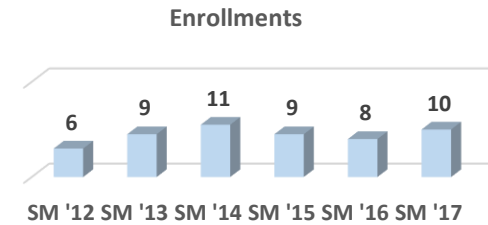
FT: 2 20.0%
PT: 8 80.0%

Avg Age: 26.3
Feeder Enrl: 5 50.0%

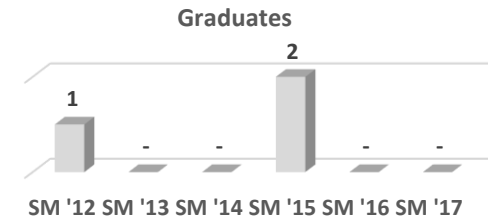
Feeder H.S. Enrollees	#	%
Carbondale		
Carterville	1	10.0%
Crab Orchard	1	10.0%
DuQuoin	1	10.0%
Elverado		
Herrin	1	10.0%
Johnston City		
Marion	1	10.0%
Murphysboro		
West Frankfort		
Trico		
Feeder H.S. Total	5	50.0%
Agape Christian		
GED		

Age	#	%
< = 17		
18-20	3	30.0%
21-25	3	30.0%
26-30	2	20.0%
31-40	2	20.0%
41-50		
51-60		
61-70		
71-80		
81+		
Unk		
Total	10	100.0%
Avg	26.3	
<21	3	30.0%
>=60		

Enrollments	
SM '12	6
SM '13	9
SM '14	11
SM '15	9
SM '16	8
SM '17	10



Graduates	
SM '12	1
SM '13	-
SM '14	-
SM '15	2
SM '16	-
SM '17	-



Demographics	Male						Female						Grand Total					
	Full-time		Part-time		Male Total		Full-time		Part-time		Female Total		Full-time		Part-time		Grand Total	
	#	%	#	%	#	%	#	%	#	%	#	%	#	%	#	%	#	%
Asian																		
American Indian / Alaskan Native																		
Black or African American	1	10.0%			1	10.0%			1	10.0%	1	10.0%	1	10.0%	1	10.0%	2	20.0%
Hispanic																		
White			3	30.0%	3	30.0%	1	10.0%	4	40.0%	5	50.0%	1	10.0%	7	70.0%	8	80.0%
Native Hawaiian or Pacific Islander																		
Unknown																		
Totals	1	10.0%	3	30.0%	4	40.0%	1	10.0%	5	50.0%	6	60.0%	2	20.0%	8	80.0%	10	100.0%



Accounting

CIP Code: 52.0301

Curriculum Code:

00ACC0001

Program:

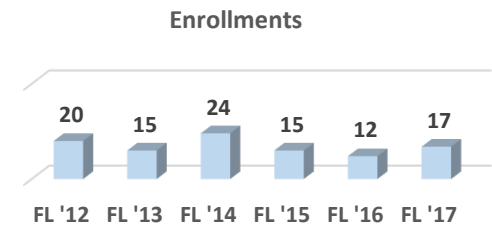
AAS

Fall 2017

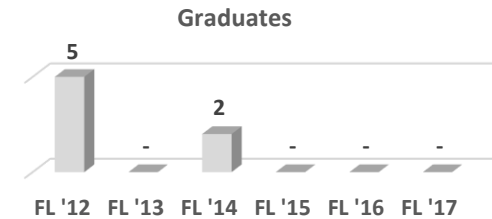
Total Enrollment:	17	100.0%	Male:	7	41.2%	FT:	9	52.9%	Avg Age:	28.3
Minority:	6	35.3%	Female:	10	58.8%	PT:	8	47.1%	Feeder Enrl:	8 47.1%

Feeder H.S. Enrollees	#	%	Age	#	%
Carbondale			< = 17		
Carterville	1	5.9%	18-20	3	17.6%
Crab Orchard	1	5.9%	21-25	4	23.5%
DuQuoin	1	5.9%	26-30	6	35.3%
Elverado			31-40	3	17.6%
Herrin	1	5.9%	41-50	1	5.9%
Johnston City			51-60		
Marion	3	17.6%	61-70		
Murphysboro			71-80		
West Frankfort	1	5.9%	81+		
Trico			Unk		
Feeder H.S. Total	8	47.1%	Total	17	100.0%
Agape Christian			Avg	28.3	
GED	1	5.9%	<21	3	17.6%
			>=60		

Enrollments	
FL '12	20
FL '13	15
FL '14	24
FL '15	15
FL '16	12
FL '17	17



Graduates	
FL '12	5
FL '13	-
FL '14	2
FL '15	-
FL '16	-
FL '17	-



Demographics	Male						Female						Grand Total					
	Full-time		Part-time		Male Total		Full-time		Part-time		Female Total		Full-time		Part-time		Grand Total	
	#	%	#	%	#	%	#	%	#	%	#	%	#	%	#	%	#	%
Asian	1	5.9%			1	5.9%			1	5.9%	1	5.9%	1	5.9%	1	5.9%	2	11.8%
American Indian / Alaskan Native																		
Black or African American	3	17.6%			3	17.6%			1	5.9%	1	5.9%	3	17.6%	1	5.9%	4	23.5%
Hispanic																		
White	1	5.9%	1	5.9%	2	11.8%	4	23.5%	4	23.5%	8	47.1%	5	29.4%	5	29.4%	10	58.8%
Native Hawaiian or Pacific Islander																		
Unknown			1	5.9%	1	5.9%									1	5.9%	1	5.9%
Totals	5	29.4%	2	11.8%	7	41.2%	4	23.5%	6	35.3%	10	58.8%	9	52.9%	8	47.1%	17	100.0%



Accounting

CIP Code: 52.0301

Curriculum Code:

00ACC0001

Program:

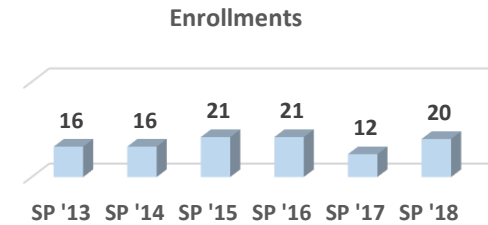
AAS

Spring 2018

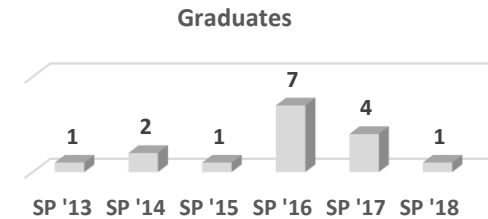
Total Enrollment:	20	100.0%	Male:	9	45.0%	FT:	11	55.0%	Avg Age:	27.5
Minority:	5	25.0%	Female:	11	55.0%	PT:	9	45.0%	Feeder Enrl:	12 60.0%

Feeder H.S. Enrollees	#	%	Age	#	%
Carbondale			< = 17	1	5.0%
Cartersville	1	5.0%	18-20	4	20.0%
Crab Orchard	1	5.0%	21-25	7	35.0%
DuQuoin	2	10.0%	26-30	4	20.0%
Elverado	1	5.0%	31-40	2	10.0%
Herrin	2	10.0%	41-50	2	10.0%
Johnston City			51-60		
Marion	3	15.0%	61-70		
Murphysboro	1	5.0%	71-80		
West Frankfort	1	5.0%	81+		
Trico			Unk		
Feeder H.S. Total	12	60.0%	Total	20	100.0%
Agape Christian			Avg	27.5	
GED	2	10.0%	<21	5	25.0%
			>=60		

Enrollments	
SP '13	16
SP '14	16
SP '15	21
SP '16	21
SP '17	12
SP '18	20



Graduates	
SP '13	1
SP '14	2
SP '15	1
SP '16	7
SP '17	4
SP '18	1



Demographics	Male						Female						Grand Total					
	Full-time		Part-time		Male Total		Full-time		Part-time		Female Total		Full-time		Part-time		Grand Total	
	#	%	#	%	#	%	#	%	#	%	#	%	#	%	#	%	#	%
Asian	1	5.0%			1	5.0%							1	5.0%			1	5.0%
American Indian / Alaskan Native																		
Black or African American	2	10.0%	1	5.0%	3	15.0%			1	5.0%	1	5.0%	2	10.0%	2	10.0%	4	20.0%
Hispanic																		
White	3	15.0%	2	10.0%	5	25.0%	5	25.0%	5	25.0%	10	50.0%	8	40.0%	7	35.0%	15	75.0%
Native Hawaiian or Pacific Islander																		
Unknown																		
Totals	6	30.0%	3	15.0%	9	45.0%	5	25.0%	6	30.0%	11	55.0%	11	55.0%	9	45.0%	20	100.0%

2-Year Associate in Applied Science

Administrative Assistant

CIP Code: **52.0402**

Curriculum Code: **00BUS0009**



Administrative Assistant

Summer 2017

CIP Code: 52.0402

Curriculum Code: 00BUS0009

Program: AAS

Total Enrollment: 4 100.0%

Male: 4 100.0%

FT: 2 50.0%

Avg Age: 36.8

Minority:

Female: 4 100.0%

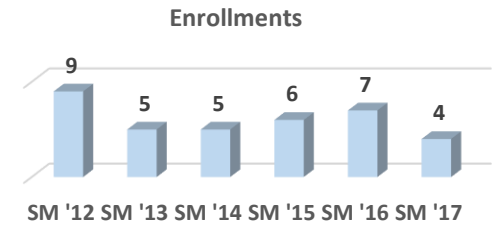
PT: 2 50.0%

Feeder Enrl: 2 50.0%

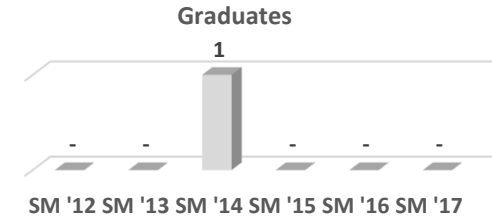
Feeder H.S. Enrollees	#	%
Carbondale		
Carterville		
Crab Orchard		
DuQuoin	1	25.0%
Elverado		
Herrin		
Johnston City		
Marion		
Murphysboro		
West Frankfort	1	25.0%
Trico		
Feeder H.S. Total	2	50.0%
Agape Christian		
GED		

Age	#	%
< = 17		
18-20		
21-25	1	25.0%
26-30	1	25.0%
31-40	1	25.0%
41-50		
51-60	1	25.0%
61-70		
71-80		
81+		
Unk		
Total	4	100.0%
Avg	36.8	
<21		
>60		

Enrollments	
SM '12	9
SM '13	5
SM '14	5
SM '15	6
SM '16	7
SM '17	4



Graduates	
SM '12	-
SM '13	-
SM '14	1
SM '15	-
SM '16	-
SM '17	-



Demographics	Male						Female						Grand Total					
	Full-time		Part-time		Male Total		Full-time		Part-time		Female Total		Full-time		Part-time		Grand Total	
	#	%	#	%	#	%	#	%	#	%	#	%	#	%	#	%	#	%
Asian																		
American Indian / Alaskan Native																		
Black or African American																		
Hispanic																		
White							1	25.0%	2	50.0%	3	75.0%	1	25.0%	2	50.0%	3	75.0%
Native Hawaiian or Pacific Islander																		
Unknown							1	25.0%			1	25.0%	1	25.0%			1	25.0%
Totals							2	50.0%	2	50.0%	4	100.0%	2	50.0%	2	50.0%	4	100.0%



Administrative Assistant

Fall 2017

CIP Code: 52.0402

Curriculum Code: 00BUS0009

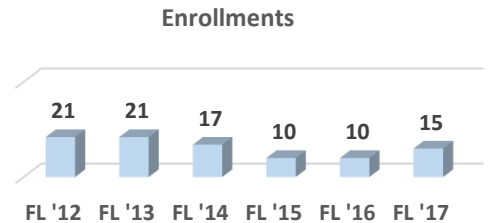
Program: AAS

Total Enrollment:	15	100.0%	Male:		FT:	5	33.3%	Avg Age:	33.5		
Minority:	2	13.3%	Female:	15	100.0%	PT:	10	66.7%	Feeder Enrl:	8	53.3%

Feeder H.S. Enrollees	#	%	Age	#	%
Carbondale			< = 17		
Carterville			18-20		
Crab Orchard	1	6.7%	21-25	6	40.0%
DuQuoin	1	6.7%	26-30	3	20.0%
Elverado			31-40	3	20.0%
Herrin	1	6.7%	41-50	1	6.7%
Johnston City	1	6.7%	51-60	1	6.7%
Marion	1	6.7%	61-70	1	6.7%
Murphysboro	1	6.7%	71-80		
West Frankfort	2	13.3%	81+		
Trico			Unk		
Feeder H.S. Total	8	53.3%	Total	15	100.0%
Agape Christian			Avg	33.5	
GED	2	13.3%	<21		
			>60	1	6.7%

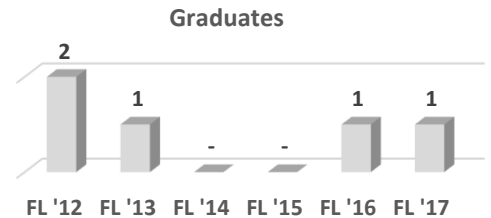
Enrollments

FL '12	21
FL '13	21
FL '14	17
FL '15	10
FL '16	10
FL '17	15



Graduates

FL '12	2
FL '13	1
FL '14	-
FL '15	-
FL '16	1
FL '17	1



Demographics	Male						Female						Grand Total					
	Full-time		Part-time		Male Total		Full-time		Part-time		Female Total		Full-time		Part-time		Grand Total	
	#	%	#	%	#	%	#	%	#	%	#	%	#	%	#	%	#	%
Asian																		
American Indian / Alaskan Native																		
Black or African American							2	13.3%			2	13.3%	2	13.3%			2	13.3%
Hispanic																		
White							3	20.0%	9	60.0%	12	80.0%	3	20.0%	9	60.0%	12	80.0%
Native Hawaiian or Pacific Islander																		
Unknown									1	6.7%	1	6.7%			1	6.7%	1	6.7%
Totals							5	33.3%	10	66.7%	15	100.0%	5	33.3%	10	66.7%	15	100.0%



Administrative Assistant

Spring 2018

CIP Code: 52.0402

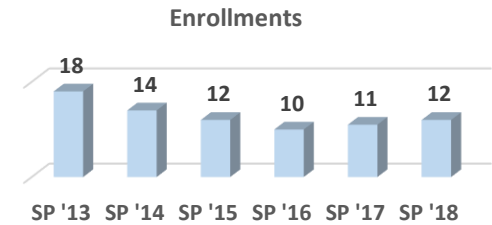
Curriculum Code: 00BUS0009

Program: AAS

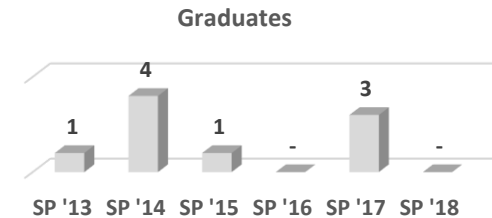
Total Enrollment:	12	100.0%	Male:	1	8.3%	FT:	8	66.7%	Avg Age:	31.5
Minority:	2	16.7%	Female:	11	91.7%	PT:	4	33.3%	Feeder Enrl:	5 41.7%

Feeder H.S. Enrollees	#	%	Age	#	%
Carbondale			< = 17		
Carterville			18-20	1	8.3%
Crab Orchard	1	8.3%	21-25	3	25.0%
DuQuoin			26-30	4	33.3%
Elverado			31-40	2	16.7%
Herrin	1	8.3%	41-50	1	8.3%
Johnston City	1	8.3%	51-60	1	8.3%
Marion	1	8.3%	61-70		
Murphysboro			71-80		
West Frankfort	1	8.3%	81+		
Trico			Unk		
Feeder H.S. Total	5	41.7%	Total	12	100.0%
Agape Christian			Avg	31.5	
GED	3	25.0%	<21	1	8.3%
			>60		

Enrollments	
SP '13	18
SP '14	14
SP '15	12
SP '16	10
SP '17	11
SP '18	12



Graduates	
SP '13	1
SP '14	4
SP '15	1
SP '16	-
SP '17	3
SP '18	-



Demographics	Male						Female						Grand Total					
	Full-time		Part-time		Male Total		Full-time		Part-time		Female Total		Full-time		Part-time		Grand Total	
	#	%	#	%	#	%	#	%	#	%	#	%	#	%	#	%	#	%
Asian																		
American Indian / Alaskan Native																		
Black or African American			1	8.3%	1	8.3%	1	8.3%			1	8.3%	1	8.3%	1	8.3%	2	16.7%
Hispanic																		
White							7	58.3%	3	25.0%	10	83.3%	7	58.3%	3	25.0%	10	83.3%
Native Hawaiian or Pacific Islander																		
Unknown																		
Totals			1	8.3%	1	8.3%	8	66.7%	3	25.0%	11	91.7%	8	66.7%	4	33.3%	12	100.0%

2-Year Associate in Applied Science

ASL/Deaf Studies

CIP Code: 16.1603

Curriculum Code: IPP 2009



ASL/Deaf Studies

CIP Code: 16.1603

Curriculum Code:

IPP 2009

Program:

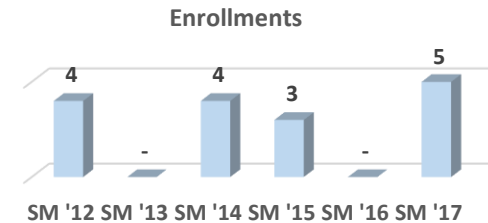
AAS

Summer 2017

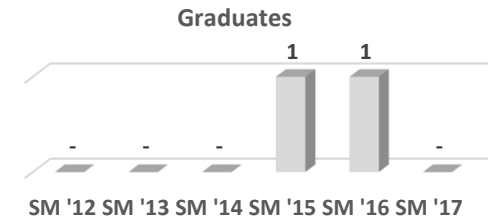
Total Enrollment:	5	100.0%	Male:			FT:	1	20.0%	Avg Age:	29.8
Minority:	1	20.0%	Female:	5	100.0%	PT:	4	80.0%	Feeder Enrl:	

Feeder H.S. Enrollees	#	%	Age	#	%
Carbondale			< = 17		
Carterville			18-20	1	20.0%
Crab Orchard			21-25	1	20.0%
DuQuoin			26-30	1	20.0%
Elverado			31-40	1	20.0%
Herrin			41-50	1	20.0%
Johnston City			51-60		
Marion			61-70		
Murphysboro			71-80		
West Frankfort			81+		
Trico			Unk		
Feeder H.S. Total			Total	5	100.0%
Agape Christian			Avg	29.8	
GED			<21	1	20.0%
			>60		

Enrollments	
SM '12	4
SM '13	-
SM '14	4
SM '15	3
SM '16	-
SM '17	5



Graduates	
SM '12	-
SM '13	-
SM '14	-
SM '15	1
SM '16	1
SM '17	-



Demographics	Male						Female						Grand Total					
	Full-time		Part-time		Male Total		Full-time		Part-time		Female Total		Full-time		Part-time		Grand Total	
	#	%	#	%	#	%	#	%	#	%	#	%	#	%	#	%	#	%
Asian																		
American Indian / Alaskan Native																		
Black or African American									1	20.0%	1	20.0%			1	20.0%	1	20.0%
Hispanic																		
White							1	20.0%	3	60.0%	4	80.0%	1	20.0%	3	60.0%	4	80.0%
Native Hawaiian or Pacific Islander																		
Unknown																		
Totals							1	20.0%	4	80.0%	5	100.0%	1	20.0%	4	80.0%	5	100.0%



ASL/Deaf Studies

Fall 2017

CIP Code: 16.1603

Curriculum Code:

IPP 2009

Program:

AAS

Total Enrollment: 17 100.0%
Minority: 1 5.9%

Male: 1 5.9%
Female: 16 94.1%

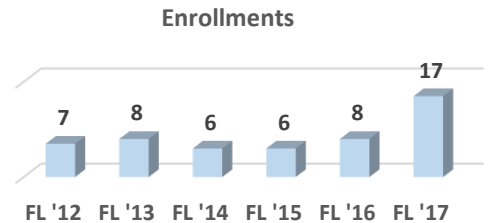
FT: 9 52.9%
PT: 8 47.1%

Avg Age: 28.3
Feeder Enrl: 4 23.5%

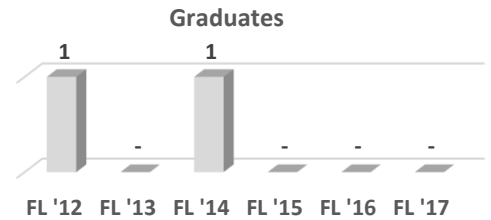
Feeder H.S. Enrollees	#	%
Carbondale	1	5.9%
Carterville	2	11.8%
Crab Orchard		
DuQuoin		
Elverado		
Herrin	1	5.9%
Johnston City		
Marion		
Murphysboro		
West Frankfort		
Trico		
Feeder H.S. Total	4	23.5%
Agape Christian	1	5.9%
GED	1	5.9%

Age	#	%
< = 17		
18-20	6	35.3%
21-25	4	23.5%
26-30	3	17.6%
31-40	1	5.9%
41-50	2	11.8%
51-60		
61-70	1	5.9%
71-80		
81+		
Unk		
Total	17	100.0%
Avg	28.3	
<21	6	35.3%
>60	1	5.9%

Enrollments	
FL '12	7
FL '13	8
FL '14	6
FL '15	6
FL '16	8
FL '17	17



Graduates	
FL '12	1
FL '13	-
FL '14	1
FL '15	-
FL '16	-
FL '17	-



Demographics	Male						Female						Grand Total					
	Full-time		Part-time		Male Total		Full-time		Part-time		Female Total		Full-time		Part-time		Grand Total	
	#	%	#	%	#	%	#	%	#	%	#	%	#	%	#	%	#	%
Asian																		
American Indian / Alaskan Native																		
Black or African American							1	5.9%			1	5.9%	1	5.9%			1	5.9%
Hispanic																		
White	1	5.9%			1	5.9%	7	41.2%	8	47.1%	15	88.2%	8	47.1%	8	47.1%	16	94.1%
Native Hawaiian or Pacific Islander																		
Unknown																		
Totals	1	5.9%			1	5.9%	8	47.1%	8	47.1%	16	94.1%	9	52.9%	8	47.1%	17	100.0%



ASL/Deaf Studies

Spring 2018

CIP Code: 16.1603

Curriculum Code:

IPP 2009

Program:

AAS

Total Enrollment: 15 100.0%
Minority: 1 6.7%

Male: 2 13.3%
Female: 13 86.7%

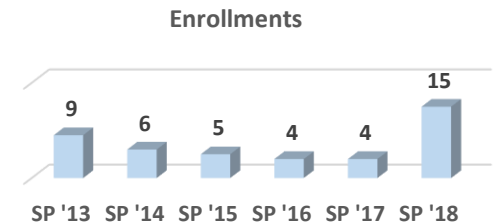
FT: 8 53.3%
PT: 7 46.7%

Avg Age: 29.8
Feeder Enrl: 5 33.3%

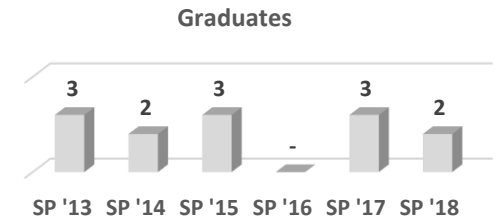
Feeder H.S. Enrollees	#	%
Carbondale	2	13.3%
Carterville	2	13.3%
Crab Orchard		
DuQuoin		
Elverado		
Herrin	1	6.7%
Johnston City		
Marion		
Murphysboro		
West Frankfort		
Trico		
Feeder H.S. Total	5	33.3%
Agape Christian		
GED	1	6.7%

Age	#	%
< = 17		
18-20	4	26.7%
21-25	4	26.7%
26-30	3	20.0%
31-40	1	6.7%
41-50	2	13.3%
51-60		
61-70	1	6.7%
71-80		
81+		
Unk		
Total	15	100.0%
Avg	29.8	
<21	4	26.7%
>60	1	6.7%

Enrollments	
SP '13	9
SP '14	6
SP '15	5
SP '16	4
SP '17	4
SP '18	15



Graduates	
SP '13	3
SP '14	2
SP '15	3
SP '16	-
SP '17	3
SP '18	2



Demographics	Male						Female						Grand Total					
	Full-time		Part-time		Male Total		Full-time		Part-time		Female Total		Full-time		Part-time		Grand Total	
	#	%	#	%	#	%	#	%	#	%	#	%	#	%	#	%	#	%
Asian																		
American Indian / Alaskan Native																		
Black or African American							1	6.7%			1	6.7%	1	6.7%			1	6.7%
Hispanic																		
White	1	6.7%	1	6.7%	2	13.3%	6	40.0%	6	40.0%	12	80.0%	7	46.7%	7	46.7%	14	93.3%
Native Hawaiian or Pacific Islander																		
Unknown																		
Totals	1	6.7%	1	6.7%	2	13.3%	7	46.7%	6	40.0%	13	86.7%	8	53.3%	7	46.7%	15	100.0%

2-Year Associate in Applied Science

ASL/Deaf Studies - Interpreter Preparation

CIP Code: *16.1603*

Curriculum Code: *IPP 0093*



ASL/Deaf Studies - Interpreter Preparation

Summer 2017

CIP Code: 16.1603

Curriculum Code:

IPP 0093

Program:

AAS

Total Enrollment: 1 100.0%

Male:

FT:

Avg Age:

42.2

Minority:

Female: 1 100.0%

PT:

1 100.0%

Feeder Enrl:

1 100.0%

Feeder H.S. Enrollees

%

Carbondale		
Carterville		
Crab Orchard		
DuQuoin		
Elverado		
Herrin		
Johnston City		
Marion		
Murphysboro	1	100.0%
West Frankfort		
Trico		
Feeder H.S. Total	1	100.0%

Agape Christian
GED

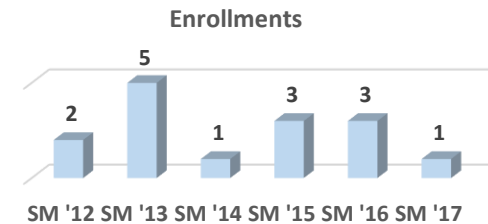
Age

%

< = 17		
18-20		
21-25		
26-30		
31-40		
41-50	1	100.0%
51-60		
61-70		
71-80		
81+		
Unk		
Total	1	100.0%
Avg	42.2	
<21		
>60		

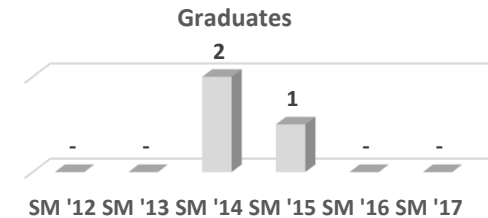
Enrollments

SM '12	2
SM '13	5
SM '14	1
SM '15	3
SM '16	3
SM '17	1



Graduates

SM '12	-
SM '13	-
SM '14	2
SM '15	1
SM '16	-
SM '17	-



Demographics	Male						Female						Grand Total					
	Full-time		Part-time		Male Total		Full-time		Part-time		Female Total		Full-time		Part-time		Grand Total	
	#	%	#	%	#	%	#	%	#	%	#	%	#	%	#	%	#	%
Asian																		
American Indian / Alaskan Native																		
Black or African American																		
Hispanic																		
White																		
Native Hawaiian or Pacific Islander																		
Unknown									1	100.0%	1	100.0%			1	100.0%	1	100.0%
Totals									1	100.0%	1	100.0%			1	100.0%	1	100.0%



ASL/Deaf Studies - Interpreter Preparation

Fall 2017

CIP Code: 16.1603

Curriculum Code:

IPP 0093

Program:

AAS

Total Enrollment: 7 100.0%

Male: 2 28.6%

FT: 3 42.9%

Avg Age: 24.7

Minority:

Female: 5 71.4%

PT: 4 57.1%

Feeder Enrl: 2 28.6%

Feeder H.S. Enrollees

#	%
Carbondale	
Carterville	
Crab Orchard	
DuQuoin	
Elverado	
Herrin	
Johnston City	1 14.3%
Marion	
Murphysboro	1 14.3%
West Frankfort	
Trico	
Feeder H.S. Total	2 28.6%
Agape Christian	
GED	

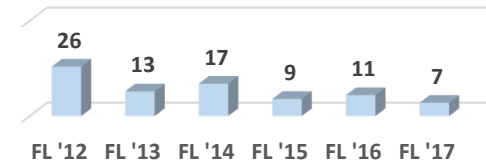
Age

#	%
< = 17	
18-20	2 28.6%
21-25	4 57.1%
26-30	
31-40	
41-50	1 14.3%
51-60	
61-70	
71-80	
81+	
Unk	
Total	7 100.0%
Avg	24.7
<21	2 28.6%
>60	

Enrollments

FL '12	26
FL '13	13
FL '14	17
FL '15	9
FL '16	11
FL '17	7

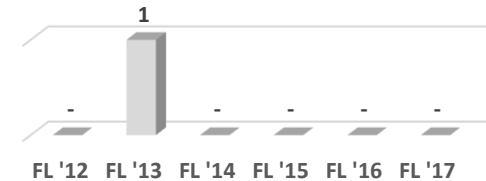
Enrollments



Graduates

FL '12	-
FL '13	1
FL '14	-
FL '15	-
FL '16	-
FL '17	-

Graduates



Demographics	Male						Female						Grand Total					
	Full-time		Part-time		Male Total		Full-time		Part-time		Female Total		Full-time		Part-time		Grand Total	
	#	%	#	%	#	%	#	%	#	%	#	%	#	%	#	%	#	%
Asian																		
American Indian / Alaskan Native																		
Black or African American																		
Hispanic																		
White	1	14.3%	1	14.3%	2	28.6%	2	28.6%	2	28.6%	4	57.1%	3	42.9%	3	42.9%	6	85.7%
Native Hawaiian or Pacific Islander																		
Unknown									1	14.3%	1	14.3%			1	14.3%	1	14.3%
Totals	1	14.3%	1	14.3%	2	28.6%	2	28.6%	3	42.9%	5	71.4%	3	42.9%	4	57.1%	7	100.0%



ASL/Deaf Studies - Interpreter Preparation

Spring 2018

CIP Code: 16.1603

Curriculum Code:

IPP 0093

Program:

AAS

Total Enrollment: 7 100.0%

Male: 1 14.3%

FT: 3 42.9%

Avg Age: 24.1

Minority:

Female: 6 85.7%

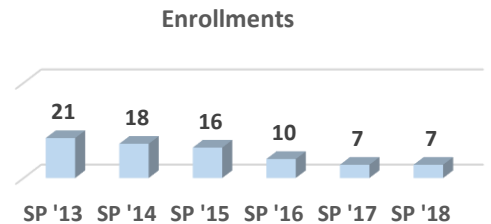
PT: 4 57.1%

Feeder Enrl: 2 28.6%

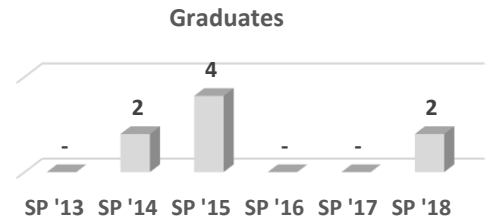
Feeder H.S. Enrollees	#	%
Carbondale		
Carterville		
Crab Orchard		
DuQuoin		
Elverado		
Herrin		
Johnston City	1	14.3%
Marion		
Murphysboro	1	14.3%
West Frankfort		
Trico		
Feeder H.S. Total	2	28.6%
Agape Christian		
GED		

Age	#	%
< = 17	1	14.3%
18-20	2	28.6%
21-25	2	28.6%
26-30	1	14.3%
31-40		
41-50	1	14.3%
51-60		
61-70		
71-80		
81+		
Unk		
Total	7	100.0%
Avg	24.1	
<21	3	42.9%
>60		

Enrollments	
SP '13	21
SP '14	18
SP '15	16
SP '16	10
SP '17	7
SP '18	7



Graduates	
SP '13	-
SP '14	2
SP '15	4
SP '16	-
SP '17	-
SP '18	2



Demographics	Male						Female						Grand Total					
	Full-time		Part-time		Male Total		Full-time		Part-time		Female Total		Full-time		Part-time		Grand Total	
	#	%	#	%	#	%	#	%	#	%	#	%	#	%	#	%	#	%
Asian																		
American Indian / Alaskan Native																		
Black or African American																		
Hispanic																		
White			1	14.3%	1	14.3%	3	42.9%	2	28.6%	5	71.4%	3	42.9%	3	42.9%	6	85.7%
Native Hawaiian or Pacific Islander																		
Unknown									1	14.3%	1	14.3%			1	14.3%	1	14.3%
Totals			1	14.3%	1	14.3%	3	42.9%	3	42.9%	6	85.7%	3	42.9%	4	57.1%	7	100.0%

2-Year Associate in Applied Science

Auto Collision Technology

CIP Code: *47.0603*

Curriculum Code: *ACT 2004*



Auto Collision Technology

Summer 2017

CIP Code: 47.0603

Curriculum Code:

ACT 2004

Program:

AAS

Total Enrollment: 8 100.0%
Minority: 1 12.5%

Male: 8 100.0%
Female: 0 0.0%

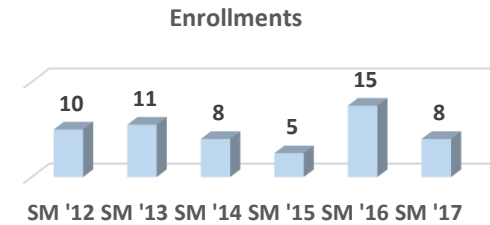
FT: 2 25.0%
PT: 6 75.0%

Avg Age: 51.0
Feeder Enrl: 2 25.0%

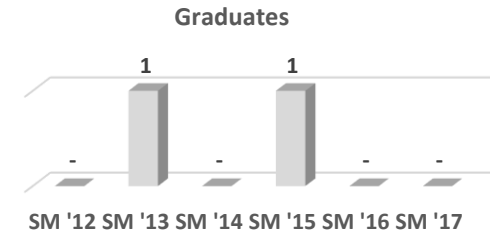
Feeder H.S. Enrollees	#	%
Carbondale		
Carterville		
Crab Orchard		
DuQuoin		
Elverado		
Herrin		
Johnston City		
Marion	1	12.5%
Murphysboro	1	12.5%
West Frankfort		
Trico		
Feeder H.S. Total	2	25.0%
Agape Christian		
GED	2	25.0%

Age	#	%
< = 17		
18-20		
21-25	1	12.5%
26-30	1	12.5%
31-40	1	12.5%
41-50	1	12.5%
51-60	1	12.5%
61-70	1	12.5%
71-80	2	25.0%
81+		
Unk		
Total	8	100.0%
Avg	51.0	
<21		
>60	3	37.5%

Enrollments	#
SM '12	10
SM '13	11
SM '14	8
SM '15	5
SM '16	15
SM '17	8



Graduates	#
SM '12	-
SM '13	1
SM '14	-
SM '15	1
SM '16	-
SM '17	-



Demographics	Male						Female						Grand Total					
	Full-time		Part-time		Male Total		Full-time		Part-time		Female Total		Full-time		Part-time		Grand Total	
	#	%	#	%	#	%	#	%	#	%	#	%	#	%	#	%	#	%
Asian																		
American Indian / Alaskan Native																		
Black or African American	1	12.5%			1	12.5%							1	12.5%			1	12.5%
Hispanic																		
White	1	12.5%	6	75.0%	7	87.5%							1	12.5%	6	75.0%	7	87.5%
Native Hawaiian or Pacific Islander																		
Unknown																		
Totals	2	25.0%	6	75.0%	8	100.0%							2	25.0%	6	75.0%	8	100.0%



Auto Collision Technology

Fall 2017

CIP Code: 47.0603

Curriculum Code:

ACT 2004

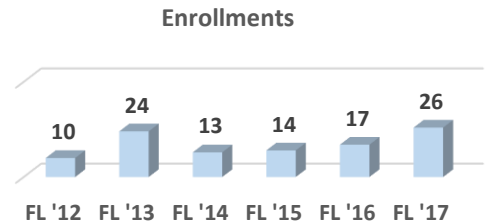
Program:

AAS

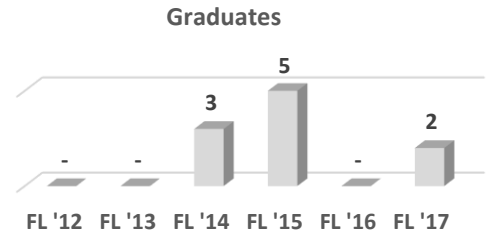
Total Enrollment:	26	100.0%	Male:	25	96.2%	FT:	19	73.1%	Avg Age:	31.8
Minority:	5	19.2%	Female:	1	3.8%	PT:	7	26.9%	Feeder Enrl:	11 42.3%

Feeder H.S. Enrollees	#	%	Age	#	%
Carbondale	2	7.7%	< = 17		
Carterville	1	3.8%	18-20	9	34.6%
Crab Orchard	1	3.8%	21-25	5	19.2%
DuQuoin			26-30	3	11.5%
Elverado			31-40	3	11.5%
Herrin	2	7.7%	41-50	1	3.8%
Johnston City			51-60	3	11.5%
Marion	3	11.5%	61-70		
Murphysboro	1	3.8%	71-80	2	7.7%
West Frankfort			81+		
Trico	1	3.8%	Unk		
Feeder H.S. Total	11	42.3%	Total	26	100.0%
			Avg	31.8	
Agape Christian			<21	9	34.6%
GED	2	7.7%	>60	2	7.7%

Enrollments	
FL '12	10
FL '13	24
FL '14	13
FL '15	14
FL '16	17
FL '17	26



Graduates	
FL '12	-
FL '13	-
FL '14	3
FL '15	5
FL '16	-
FL '17	2



Demographics	Male						Female						Grand Total					
	Full-time		Part-time		Male Total		Full-time		Part-time		Female Total		Full-time		Part-time		Grand Total	
	#	%	#	%	#	%	#	%	#	%	#	%	#	%	#	%	#	%
Asian																		
American Indian / Alaskan Native																		
Black or African American	3	11.5%	1	3.8%	4	15.4%							3	11.5%	1	3.8%	4	15.4%
Hispanic	1	3.8%			1	3.8%							1	3.8%			1	3.8%
White	14	53.8%	6	23.1%	20	76.9%	1	3.8%			1	3.8%	15	57.7%	6	23.1%	21	80.8%
Native Hawaiian or Pacific Islander																		
Unknown																		
Totals	18	69.2%	7	26.9%	25	96.2%	1	3.8%			1	3.8%	19	73.1%	7	26.9%	26	100.0%



Auto Collision Technology

Spring 2018

CIP Code: 47.0603

Curriculum Code:

ACT 2004

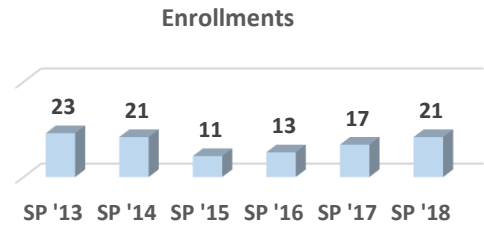
Program:

AAS

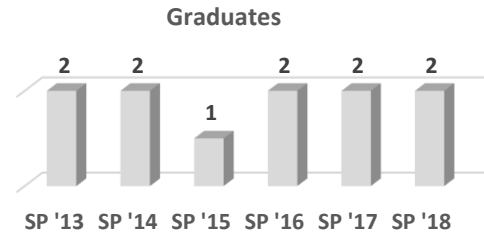
Total Enrollment:	21	100.0%	Male:	20	95.2%	FT:	14	66.7%	Avg Age:	31.8
Minority:	3	14.3%	Female:	1	4.8%	PT:	7	33.3%	Feeder Enrl:	6 28.6%

Feeder H.S. Enrollees	#	%	Age	#	%
Carbondale	1	4.8%	< = 17	8	38.1%
Carterville			18-20	5	23.8%
Crab Orchard			21-25	2	9.5%
DuQuoin			26-30	1	4.8%
Elverado			31-40	3	14.3%
Herrin	2	9.5%	41-50	2	9.5%
Johnston City			51-60		
Marion	2	9.5%	61-70		
Murphysboro			71-80		
West Frankfort	1	4.8%	81+		
Trico			Unk		
Feeder H.S. Total	6	28.6%	Total	21	100.0%
Agape Christian			Avg	31.8	
GED	3	14.3%	<21	8	38.1%
			>60	2	9.5%

Enrollments	
SP '13	23
SP '14	21
SP '15	11
SP '16	13
SP '17	17
SP '18	21



Graduates	
SP '13	2
SP '14	2
SP '15	1
SP '16	2
SP '17	2
SP '18	2



Demographics	Male						Female						Grand Total					
	Full-time		Part-time		Male Total		Full-time		Part-time		Female Total		Full-time		Part-time		Grand Total	
	#	%	#	%	#	%	#	%	#	%	#	%	#	%	#	%	#	%
Asian																		
American Indian / Alaskan Native																		
Black or African American	2	9.5%	1	4.8%	3	14.3%							2	9.5%	1	4.8%	3	14.3%
Hispanic																		
White	11	52.4%	5	23.8%	16	76.2%	1	4.8%			1	4.8%	12	57.1%	5	23.8%	17	81.0%
Native Hawaiian or Pacific Islander																		
Unknown			1	4.8%	1	4.8%									1	4.8%	1	4.8%
Totals	13	61.9%	7	33.3%	20	95.2%	1	4.8%			1	4.8%	14	66.7%	7	33.3%	21	100.0%

2-Year Associate in Applied Science

Automotive Services Technology

CIP Code: **47.0604**

Curriculum Code: **00AST0004**



Automotive Services Technology

Summer 2017

CIP Code: 47.0604

Curriculum Code:

00AST0004

Program:

AAS

Total Enrollment: 4 100.0%

Male: 4 100.0%

FT: 3 75.0%

Avg Age: 28.6

Minority:

Female:

PT: 1 25.0%

Feeder Enrl: 2 50.0%

Feeder H.S. Enrollees

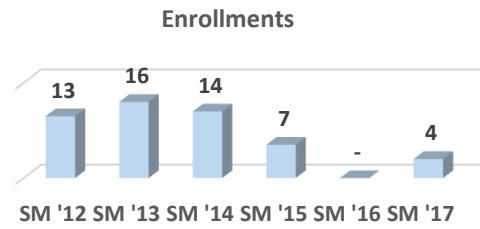
	#	%
Carbondale		
Carterville		
Crab Orchard		
DuQuoin		
Elverado		
Herrin		
Johnston City		
Marion	1	25.0%
Murphysboro	1	25.0%
West Frankfort		
Trico		
Feeder H.S. Total	2	50.0%
Agape Christian		
GED		

Age

	#	%
< = 17	1	25.0%
18-20		
21-25		
26-30	1	25.0%
31-40	2	50.0%
41-50		
51-60		
61-70		
71-80		
81+		
Unk		
Total	4	100.0%
Avg	28.6	
<21	1	25.0%
>60		

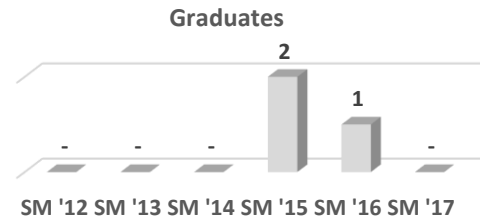
Enrollments

SM '12	13
SM '13	16
SM '14	14
SM '15	7
SM '16	-
SM '17	4



Graduates

SM '12	-
SM '13	-
SM '14	-
SM '15	2
SM '16	1
SM '17	-



Demographics	Male						Female						Grand Total					
	Full-time		Part-time		Male Total		Full-time		Part-time		Female Total		Full-time		Part-time		Grand Total	
	#	%	#	%	#	%	#	%	#	%	#	%	#	%	#	%	#	%
Asian																		
American Indian / Alaskan Native																		
Black or African American																		
Hispanic																		
White	3	75.0%	1	25.0%	4	100.0%							3	75.0%	1	25.0%	4	100.0%
Native Hawaiian or Pacific Islander																		
Unknown																		
Totals	3	75.0%	1	25.0%	4	100.0%							3	75.0%	1	25.0%	4	100.0%



Automotive Services Technology

Fall 2017

CIP Code: 47.0604

Curriculum Code:

00AST0004

Program:

AAS

Total Enrollment: 32 100.0%
Minority: 7 21.9%

Male: 32 100.0%
Female: 32 100.0%

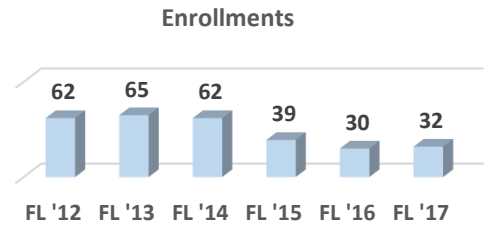
FT: 26 81.3%
PT: 6 18.8%

Avg Age: 23.3
Feeder Enrl: 20 62.5%

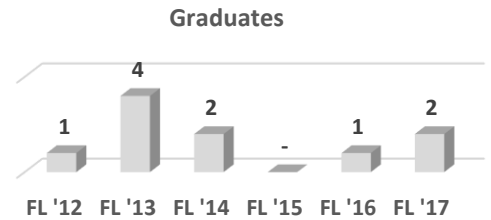
Feeder H.S. Enrollees	#	%
Carbondale	4	12.5%
Carterville	2	6.3%
Crab Orchard	1	3.1%
DuQuoin	1	3.1%
Elverado	1	3.1%
Herrin	2	6.3%
Johnston City	1	3.1%
Marion	1	3.1%
Murphysboro	3	9.4%
West Frankfort	2	6.3%
Trico	2	6.3%
Feeder H.S. Total	20	62.5%
Agape Christian		
GED	2	6.3%

Age	#	%
< = 17		
18-20	22	68.8%
21-25	6	18.8%
26-30		
31-40	2	6.3%
41-50	1	3.1%
51-60	1	3.1%
61-70		
71-80		
81+		
Unk		
Total	32	100.0%
Avg	23.3	
<21	22	68.8%
>60		

Enrollments	
FL '12	62
FL '13	65
FL '14	62
FL '15	39
FL '16	30
FL '17	32



Graduates	
FL '12	1
FL '13	4
FL '14	2
FL '15	-
FL '16	1
FL '17	2



Demographics	Male						Female						Grand Total					
	Full-time		Part-time		Male Total		Full-time		Part-time		Female Total		Full-time		Part-time		Grand Total	
	#	%	#	%	#	%	#	%	#	%	#	%	#	%	#	%	#	%
Asian																		
American Indian / Alaskan Native																		
Black or African American	7	21.9%			7	21.9%							7	21.9%			7	21.9%
Hispanic																		
White	19	59.4%	5	15.6%	24	75.0%							19	59.4%	5	15.6%	24	75.0%
Native Hawaiian or Pacific Islander																		
Unknown			1	3.1%	1	3.1%									1	3.1%	1	3.1%
Totals	26	81.3%	6	18.8%	32	100.0%							26	81.3%	6	18.8%	32	100.0%



Automotive Services Technology

Spring 2018

CIP Code: 47.0604

Curriculum Code:

00AST0004

Program:

AAS

Total Enrollment: 20 100.0%
Minority: 5 25.0%

Male: 19 95.0%
Female: 1 5.0%

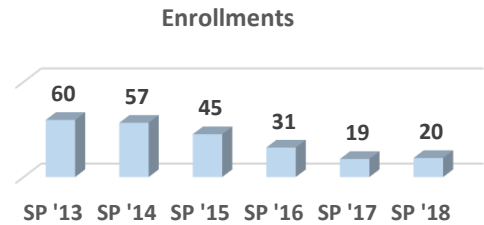
FT: 18 90.0%
PT: 2 10.0%

Avg Age: 21.4
Feeder Enrl: 12 60.0%

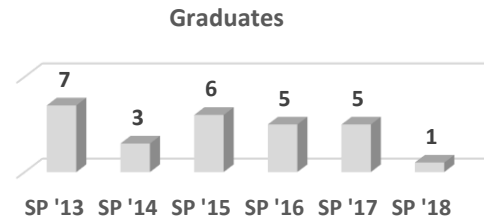
Feeder H.S. Enrollees	#	%
Carbondale	4	20.0%
Carterville	1	5.0%
Crab Orchard	1	5.0%
DuQuoin		
Elverado		
Herrin	2	10.0%
Johnston City		
Marion	1	5.0%
Murphysboro	1	5.0%
West Frankfort	1	5.0%
Trico	1	5.0%
Feeder H.S. Total	12	60.0%
Agape Christian		
GED		

Age	#	%
< = 17	1	5.0%
18-20	14	70.0%
21-25	3	15.0%
26-30	1	5.0%
31-40	1	5.0%
41-50		
51-60		
61-70		
71-80		
81+		
Unk		
Total	20	100.0%
Avg	21.4	
<21	15	75.0%
>60		

Enrollments	
SP '13	60
SP '14	57
SP '15	45
SP '16	31
SP '17	19
SP '18	20



Graduates	
SP '13	7
SP '14	3
SP '15	6
SP '16	5
SP '17	5
SP '18	1



Demographics	Male						Female						Grand Total					
	Full-time		Part-time		Male Total		Full-time		Part-time		Female Total		Full-time		Part-time		Grand Total	
	#	%	#	%	#	%	#	%	#	%	#	%	#	%	#	%	#	%
Asian																		
American Indian / Alaskan Native																		
Black or African American	4	20.0%			4	20.0%							4	20.0%			4	20.0%
Hispanic			1	5.0%	1	5.0%									1	5.0%	1	5.0%
White	13	65.0%	1	5.0%	14	70.0%	1	5.0%			1	5.0%	14	70.0%	1	5.0%	15	75.0%
Native Hawaiian or Pacific Islander																		
Unknown																		
Totals	17	85.0%	2	10.0%	19	95.0%	1	5.0%			1	5.0%	18	90.0%	2	10.0%	20	100.0%

2-Year Associate in Applied Science

Computer Forensics

CIP Code: *11.1003*

Curriculum Code: *CIS 2012*



Computer Forensics

Summer 2017

CIP Code: 11.1003

Curriculum Code:

CIS 2012

Program:

AAS

Total Enrollment: 8 100.0%
Minority: 1 12.5%

Male: 8 100.0%
Female:

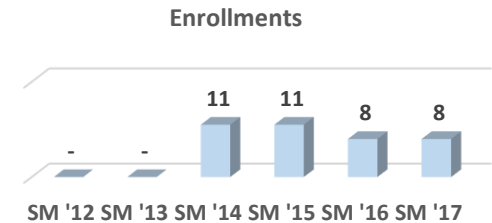
FT: 3 37.5%
PT: 5 62.5%

Avg Age: 25.5
Feeder Enrl: 3 37.5%

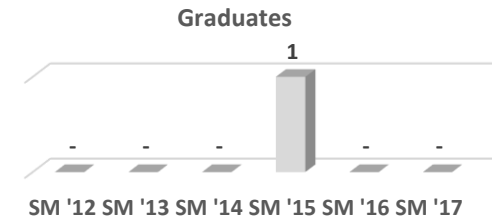
Feeder H.S. Enrollees	#	%
Carbondale		
Carterville		
Crab Orchard		
DuQuoin	1	12.5%
Elverado		
Herrin	2	25.0%
Johnston City		
Marion		
Murphysboro		
West Frankfort		
Trico		
Feeder H.S. Total	3	37.5%
Agape Christian		
GED		

Age	#	%
< = 17		
18-20	3	37.5%
21-25	3	37.5%
26-30	1	12.5%
31-40		
41-50	1	12.5%
51-60		
61-70		
71-80		
81+		
Unk		
Total	8	100.0%
Avg	25.5	
<21	3	37.5%
>60		

Enrollments	
SM '12	-
SM '13	-
SM '14	11
SM '15	11
SM '16	8
SM '17	8



Graduates	
SM '12	-
SM '13	-
SM '14	-
SM '15	1
SM '16	-
SM '17	-



Demographics	Male						Female						Grand Total					
	Full-time		Part-time		Male Total		Full-time		Part-time		Female Total		Full-time		Part-time		Grand Total	
	#	%	#	%	#	%	#	%	#	%	#	%	#	%	#	%	#	%
Asian																		
American Indian / Alaskan Native																		
Black or African American			1	12.5%	1	12.5%									1	12.5%	1	12.5%
Hispanic																		
White	3	37.5%	4	50.0%	7	87.5%							3	37.5%	4	50.0%	7	87.5%
Native Hawaiian or Pacific Islander																		
Unknown																		
Totals	3	37.5%	5	62.5%	8	100.0%							3	37.5%	5	62.5%	8	100.0%



Computer Forensics

CIP Code: 11.1003

Curriculum Code:

CIS 2012

Program:

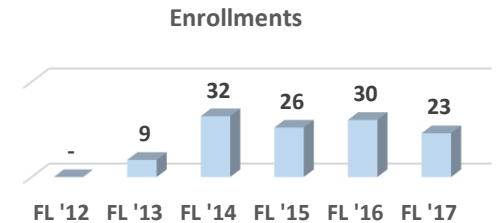
AAS

Fall 2017

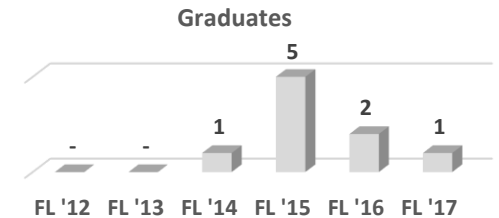
Total Enrollment:	23	100.0%	Male:	18	78.3%	FT:	15	65.2%	Avg Age:	25.9
Minority:	2	8.7%	Female:	5	21.7%	PT:	8	34.8%	Feeder Enrl:	14 60.9%

Feeder H.S. Enrollees	#	%	Age	#	%
Carbondale	2	8.7%	< = 17		
Carterville	1	4.3%	18-20	12	52.2%
Crab Orchard			21-25	5	21.7%
DuQuoin			26-30	2	8.7%
Elverado			31-40		
Herrin	4	17.4%	41-50	2	8.7%
Johnston City	4	17.4%	51-60	2	8.7%
Marion			61-70		
Murphysboro	3	13.0%	71-80		
West Frankfort			81+		
Trico			Unk		
Feeder H.S. Total	14	60.9%	Total	23	100.0%
Agape Christian			Avg	25.9	
GED			<21	12	52.2%
			>60		

Enrollments	
FL '12	-
FL '13	9
FL '14	32
FL '15	26
FL '16	30
FL '17	23



Graduates	
FL '12	-
FL '13	-
FL '14	1
FL '15	5
FL '16	2
FL '17	1



Demographics	Male						Female						Grand Total					
	Full-time		Part-time		Male Total		Full-time		Part-time		Female Total		Full-time		Part-time		Grand Total	
	#	%	#	%	#	%	#	%	#	%	#	%	#	%	#	%	#	%
Asian			1	4.3%	1	4.3%									1	4.3%	1	4.3%
American Indian / Alaskan Native																		
Black or African American			1	4.3%	1	4.3%									1	4.3%	1	4.3%
Hispanic																		
White	13	56.5%	3	13.0%	16	69.6%	2	8.7%	3	13.0%	5	21.7%	15	65.2%	6	26.1%	21	91.3%
Native Hawaiian or Pacific Islander																		
Unknown																		
Totals	13	56.5%	5	21.7%	18	78.3%	2	8.7%	3	13.0%	5	21.7%	15	65.2%	8	34.8%	23	100.0%



Computer Forensics

CIP Code: 11.1003

Curriculum Code:

CIS 2012

Program:

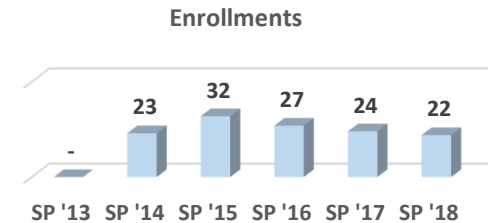
AAS

Spring 2018

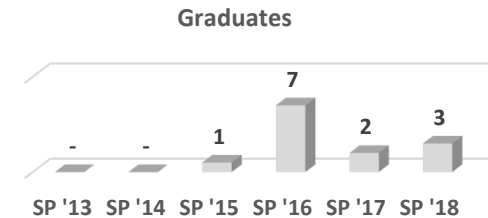
Total Enrollment:	22	100.0%	Male:	17	77.3%	FT:	18	81.8%	Avg Age:	25.3
Minority:	1	4.5%	Female:	5	22.7%	PT:	4	18.2%	Feeder Enrl:	12 54.5%

Feeder H.S. Enrollees	#	%	Age	#	%
Carbondale	1	4.5%	< = 17		
Carterville			18-20	11	50.0%
Crab Orchard			21-25	6	27.3%
DuQuoin			26-30	2	9.1%
Elverado			31-40		
Herrin	5	22.7%	41-50	2	9.1%
Johnston City	3	13.6%	51-60	1	4.5%
Marion			61-70		
Murphysboro	3	13.6%	71-80		
West Frankfort			81+		
Trico			Unk		
Feeder H.S. Total	12	54.5%	Total	22	100.0%
Agape Christian	1	4.5%	Avg	25.3	
GED			<21	11	50.0%
			>60		

Enrollments	
SP '13	-
SP '14	23
SP '15	32
SP '16	27
SP '17	24
SP '18	22



Graduates	
SP '13	-
SP '14	-
SP '15	1
SP '16	7
SP '17	2
SP '18	3



Demographics	Male						Female						Grand Total					
	Full-time		Part-time		Male Total		Full-time		Part-time		Female Total		Full-time		Part-time		Grand Total	
	#	%	#	%	#	%	#	%	#	%	#	%	#	%	#	%	#	%
Asian																		
American Indian / Alaskan Native																		
Black or African American			1	4.5%	1	4.5%									1	4.5%	1	4.5%
Hispanic																		
White	13	59.1%	3	13.6%	16	72.7%	5	22.7%			5	22.7%	18	81.8%	3	13.6%	21	95.5%
Native Hawaiian or Pacific Islander																		
Unknown																		
Totals	13	59.1%	4	18.2%	17	77.3%	5	22.7%			5	22.7%	18	81.8%	4	18.2%	22	100.0%

2-Year Associate in Applied Science

Computer Information Systems

CIP Code: *11.0103*

Curriculum Code: *CIS 0400*



Computer Information Systems

Summer 2017

CIP Code: 11.0103

Curriculum Code:

CIS 0400

Program:

AAS

Total Enrollment: 6 100.0%
Minority: 1 16.7%

Male: 6 100.0%
Female: 6 100.0%

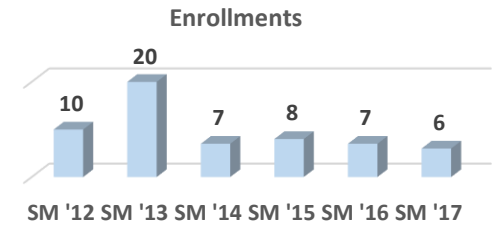
FT: 3 50.0%
PT: 3 50.0%

Avg Age: 21.1
Feeder Enrl: 5 83.3%

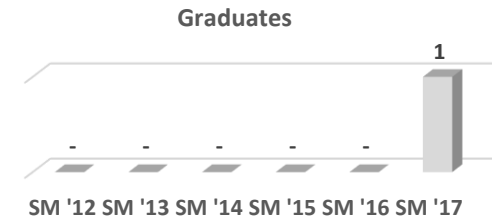
Feeder H.S. Enrollees	#	%
Carbondale	2	33.3%
Carterville		
Crab Orchard		
DuQuoin	1	16.7%
Elverado		
Herrin	1	16.7%
Johnston City		
Marion	1	16.7%
Murphysboro		
West Frankfort		
Trico		
Feeder H.S. Total	5	83.3%
Agape Christian		
GED		

Age	#	%
< = 17	1	16.7%
18-20	3	50.0%
21-25	2	33.3%
26-30		
31-40		
41-50		
51-60		
61-70		
71-80		
81+		
Unk		
Total	6	100.0%
Avg	21.1	
<21	4	66.7%
>60		

Enrollments	
SM '12	10
SM '13	20
SM '14	7
SM '15	8
SM '16	7
SM '17	6



Graduates	
SM '12	-
SM '13	-
SM '14	-
SM '15	-
SM '16	-
SM '17	1



Demographics	Male						Female						Grand Total					
	Full-time		Part-time		Male Total		Full-time		Part-time		Female Total		Full-time		Part-time		Grand Total	
	#	%	#	%	#	%	#	%	#	%	#	%	#	%	#	%	#	%
Asian																		
American Indian / Alaskan Native																		
Black or African American																		
Hispanic	1	16.7%			1	16.7%							1	16.7%			1	16.7%
White	2	33.3%	3	50.0%	5	83.3%							2	33.3%	3	50.0%	5	83.3%
Native Hawaiian or Pacific Islander																		
Unknown																		
Totals	3	50.0%	3	50.0%	6	100.0%							3	50.0%	3	50.0%	6	100.0%



Computer Information Systems

Fall 2017

CIP Code: 11.0103

Curriculum Code:

CIS 0400

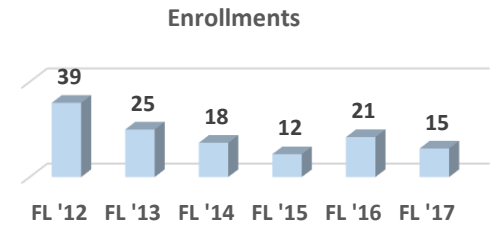
Program:

AAS

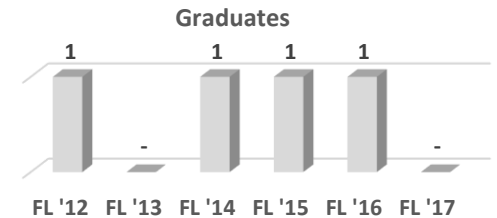
Total Enrollment:	15	100.0%	Male:	13	86.7%	FT:	6	40.0%	Avg Age:	22.7
Minority:	5	33.3%	Female:	2	13.3%	PT:	9	60.0%	Feeder Enrl:	10 66.7%

Feeder H.S. Enrollees	#	%	Age	#	%
Carbondale	5	33.3%	< = 17		
Carterville			18-20	6	40.0%
Crab Orchard			21-25	5	33.3%
DuQuoin	1	6.7%	26-30	4	26.7%
Elverado			31-40		
Herrin			41-50		
Johnston City			51-60		
Marion	3	20.0%	61-70		
Murphysboro			71-80		
West Frankfort	1	6.7%	81+		
Trico			Unk		
Feeder H.S. Total	10	66.7%	Total	15	100.0%
Agape Christian			Avg	22.7	
GED			<21	6	40.0%
			>60		

Enrollments	
FL '12	39
FL '13	25
FL '14	18
FL '15	12
FL '16	21
FL '17	15



Graduates	
FL '12	1
FL '13	-
FL '14	1
FL '15	1
FL '16	1
FL '17	-



Demographics	Male						Female						Grand Total					
	Full-time		Part-time		Male Total		Full-time		Part-time		Female Total		Full-time		Part-time		Grand Total	
	#	%	#	%	#	%	#	%	#	%	#	%	#	%	#	%	#	%
Asian																		
American Indian / Alaskan Native																		
Black or African American							1	6.7%			1	6.7%	1	6.7%			1	6.7%
Hispanic	2	13.3%	1	6.7%	3	20.0%			1	6.7%	1	6.7%	2	13.3%	2	13.3%	4	26.7%
White	3	20.0%	7	46.7%	10	66.7%							3	20.0%	7	46.7%	10	66.7%
Native Hawaiian or Pacific Islander																		
Unknown																		
Totals	5	33.3%	8	53.3%	13	86.7%	1	6.7%	1	6.7%	2	13.3%	6	40.0%	9	60.0%	15	100.0%



Computer Information Systems

Spring 2018

CIP Code: 11.0103

Curriculum Code:

CIS 0400

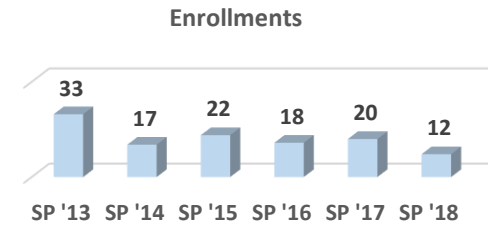
Program:

AAS

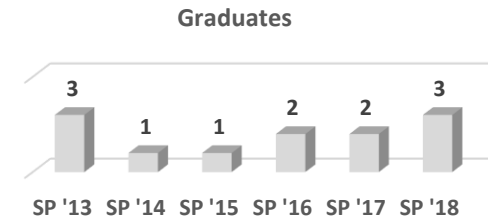
Total Enrollment:	12	100.0%	Male:	9	75.0%	FT:	7	58.3%	Avg Age:	25.0
Minority:	4	33.3%	Female:	3	25.0%	PT:	5	41.7%	Feeder Enrl:	8 66.7%

Feeder H.S. Enrollees	#	%	Age	#	%
Carbondale	4	33.3%	< = 17		
Carterville			18-20	4	33.3%
Crab Orchard	1	8.3%	21-25	5	41.7%
DuQuoin	1	8.3%	26-30		
Elverado			31-40	2	16.7%
Herrin	1	8.3%	41-50	1	8.3%
Johnston City			51-60		
Marion	1	8.3%	61-70		
Murphysboro			71-80		
West Frankfort			81+		
Trico			Unk		
Feeder H.S. Total	8	66.7%	Total	12	100.0%
Agape Christian			Avg	25.0	
GED			<21	4	33.3%
			>60		

Enrollments	
SP '13	33
SP '14	17
SP '15	22
SP '16	18
SP '17	20
SP '18	12



Graduates	
SP '13	3
SP '14	1
SP '15	1
SP '16	2
SP '17	2
SP '18	3



Demographics	Male						Female						Grand Total					
	Full-time		Part-time		Male Total		Full-time		Part-time		Female Total		Full-time		Part-time		Grand Total	
	#	%	#	%	#	%	#	%	#	%	#	%	#	%	#	%	#	%
Asian																		
American Indian / Alaskan Native																		
Black or African American							1	8.3%			1	8.3%	1	8.3%			1	8.3%
Hispanic	3	25.0%			3	25.0%							3	25.0%			3	25.0%
White	2	16.7%	3	25.0%	5	41.7%			2	16.7%	2	16.7%	2	16.7%	5	41.7%	7	58.3%
Native Hawaiian or Pacific Islander																		
Unknown	1	8.3%			1	8.3%							1	8.3%			1	8.3%
Totals	6	50.0%	3	25.0%	9	75.0%	1	8.3%	2	16.7%	3	25.0%	7	58.3%	5	41.7%	12	100.0%

2-Year Associate in Applied Science

Computer Support & Networking

CIP Code: *47.0104*

Curriculum Code: *00ELT3015*



Computer Support & Networking

Summer 2017

CIP Code: 47.0104

Curriculum Code:

00ELT3015

Program:

AAS

Total Enrollment: 1 100.0%

Male: 1 100.0%

FT:

Avg Age: 19.6

Minority:

Female:

PT: 1 100.0%

Feeder Enrl: 1 100.0%

Feeder H.S. Enrollees

%

Carbondale		
Carterville		
Crab Orchard		
DuQuoin		
Elverado		
Herrin		
Johnston City		
Marion	1	100.0%
Murphysboro		
West Frankfort		
Trico		

Feeder H.S. Total 1 100.0%

Agape Christian
GED

Age

%

< = 17		
18-20	1	100.0%
21-25		
26-30		
31-40		
41-50		
51-60		
61-70		
71-80		
81+		
Unk		

Total 1 100.0%

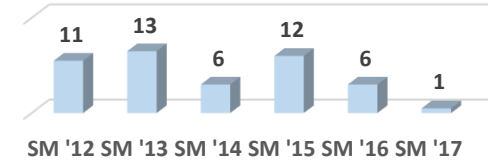
Avg 19.6

<21	1	100.0%
>60		

Enrollments

SM '12	11
SM '13	13
SM '14	6
SM '15	12
SM '16	6
SM '17	1

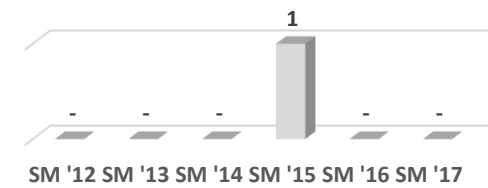
Enrollments



Graduates

SM '12	-
SM '13	-
SM '14	-
SM '15	1
SM '16	-
SM '17	-

Graduates



Demographics	Male						Female						Grand Total					
	Full-time		Part-time		Male Total		Full-time		Part-time		Female Total		Full-time		Part-time		Grand Total	
	#	%	#	%	#	%	#	%	#	%	#	%	#	%	#	%	#	%
Asian																		
American Indian / Alaskan Native																		
Black or African American																		
Hispanic																		
White			1	100.0%	1	100.0%									1	100.0%	1	100.0%
Native Hawaiian or Pacific Islander																		
Unknown																		
Totals			1	100.0%	1	100.0%									1	100.0%	1	100.0%



Computer Support & Networking

Fall 2017

CIP Code: 47.0104

Curriculum Code:

00ELT3015

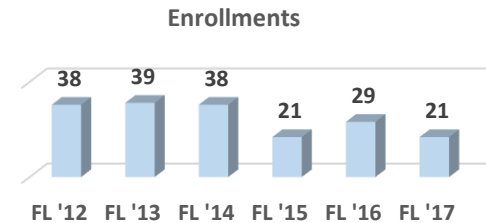
Program:

AAS

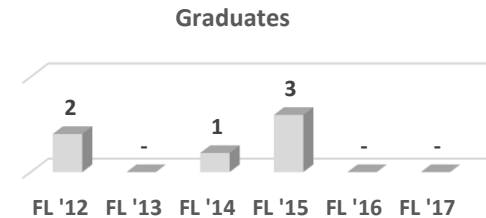
Total Enrollment:	21	100.0%	Male:	18	85.7%	FT:	17	81.0%	Avg Age:	29.1
Minority:	3	14.3%	Female:			PT:	4	19.0%	Feeder Enrl:	12 57.1%

Feeder H.S. Enrollees	#	%	Age	#	%
Carbondale	4	19.0%	< = 17		
Carterville	2	9.5%	18-20	5	23.8%
Crab Orchard	1	4.8%	21-25	7	33.3%
DuQuoin	1	4.8%	26-30	4	19.0%
Elverado			31-40	2	9.5%
Herrin	1	4.8%	41-50	1	4.8%
Johnston City			51-60	1	4.8%
Marion	3	14.3%	61-70	1	4.8%
Murphysboro			71-80		
West Frankfort			81+		
Trico			Unk		
Feeder H.S. Total	12	57.1%	Total	21	100.0%
Agape Christian			Avg	29.1	
GED	2	9.5%	<21	5	23.8%
			>60	1	4.8%

Enrollments	
FL '12	38
FL '13	39
FL '14	38
FL '15	21
FL '16	29
FL '17	21



Graduates	
FL '12	2
FL '13	-
FL '14	1
FL '15	3
FL '16	-
FL '17	-



Demographics	Male						Female						Grand Total					
	Full-time		Part-time		Male Total		Full-time		Part-time		Female Total		Full-time		Part-time		Grand Total	
	#	%	#	%	#	%	#	%	#	%	#	%	#	%	#	%	#	%
Asian	1	4.8%			1	4.8%							1	4.8%			1	4.8%
American Indian / Alaskan Native																		
Black or African American	1	4.8%			1	4.8%							1	4.8%			1	4.8%
Hispanic			1	4.8%	1	4.8%									1	4.8%	1	4.8%
White	11	52.4%	3	14.3%	14	66.7%	3	14.3%					14	66.7%	3	14.3%	17	81.0%
Native Hawaiian or Pacific Islander																		
Unknown	1	4.8%			1	4.8%							1	4.8%			1	4.8%
Totals	14	66.7%	4	19.0%	18	85.7%	3	14.3%					17	81.0%	4	19.0%	21	100.0%



Computer Support & Networking

Spring 2018

CIP Code: 47.0104

Curriculum Code:

00ELT3015

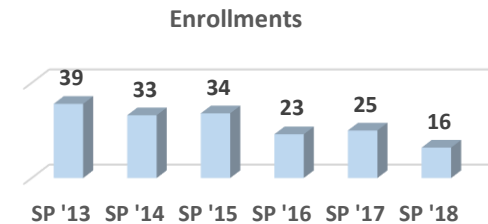
Program:

AAS

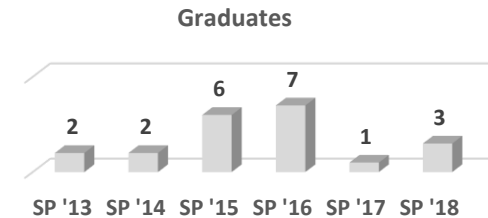
Total Enrollment:	16	100.0%	Male:	14	87.5%	FT:	9	56.3%	Avg Age:	32.2
Minority:	1	6.3%	Female:			PT:	7	43.8%	Feeder Enrl:	8 50.0%

Feeder H.S. Enrollees	#	%	Age	#	%
Carbondale	2	12.5%	< = 17		
Carterville	1	6.3%	18-20	4	25.0%
Crab Orchard	1	6.3%	21-25	2	12.5%
DuQuoin	1	6.3%	26-30	5	31.3%
Elverado			31-40	2	12.5%
Herrin	1	6.3%	41-50	1	6.3%
Johnston City	1	6.3%	51-60	1	6.3%
Marion	1	6.3%	61-70	1	6.3%
Murphysboro			71-80		
West Frankfort			81+		
Trico			Unk		
Feeder H.S. Total	8	50.0%	Total	16	100.0%
Agape Christian			Avg	32.2	
GED	2	12.5%	<21	4	25.0%
			>60	1	6.3%

Enrollments	
SP '13	39
SP '14	33
SP '15	34
SP '16	23
SP '17	25
SP '18	16



Graduates	
SP '13	2
SP '14	2
SP '15	6
SP '16	7
SP '17	1
SP '18	3



Demographics	Male						Female						Grand Total					
	Full-time		Part-time		Male Total		Full-time		Part-time		Female Total		Full-time		Part-time		Grand Total	
	#	%	#	%	#	%	#	%	#	%	#	%	#	%	#	%	#	%
Asian																		
American Indian / Alaskan Native																		
Black or African American																		
Hispanic			1	6.3%	1	6.3%									1	6.3%	1	6.3%
White	7	43.8%	6	37.5%	13	81.3%	2	12.5%					9	56.3%	6	37.5%	15	93.8%
Native Hawaiian or Pacific Islander																		
Unknown																		
Totals	7	43.8%	7	43.8%	14	87.5%	2	12.5%					9	56.3%	7	43.8%	16	100.0%

2-Year Associate in Applied Science

Computer Support and Networking - IST

CIP Code: *47.0104*

Curriculum Code: *00ELT3022*



Computer Support and Networking - IST

Summer 2017

CIP Code: 47.0104

Curriculum Code:

00ELT3022

Program:

AAS

Total Enrollment: 1 100.0%
Minority: 1 100.0%

Male: 1 100.0%
Female:

FT:
PT: 1 100.0%

Avg Age: 31.9
Feeder Enrl:

Feeder H.S. Enrollees

%

Carbondale	
Carterville	
Crab Orchard	
DuQuoin	
Elverado	
Herrin	
Johnston City	
Marion	
Murphysboro	
West Frankfort	
Trico	

Feeder H.S. Total

Agape Christian
GED

Age

%

< = 17	
18-20	
21-25	
26-30	
31-40	1 100.0%
41-50	
51-60	
61-70	
71-80	
81+	
Unk	

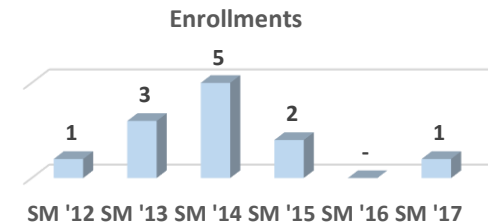
Total 1 100.0%

Avg 31.9

<21
>60

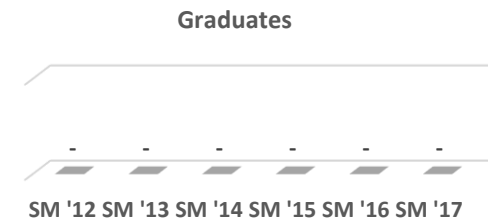
Enrollments

SM '12	1
SM '13	3
SM '14	5
SM '15	2
SM '16	-
SM '17	1



Graduates

SM '12	-
SM '13	-
SM '14	-
SM '15	-
SM '16	-
SM '17	-



Demographics	Male						Female						Grand Total					
	Full-time		Part-time		Male Total		Full-time		Part-time		Female Total		Full-time		Part-time		Grand Total	
	#	%	#	%	#	%	#	%	#	%	#	%	#	%	#	%	#	%
Asian			1	100.0%	1	100.0%									1	100.0%	1	100.0%
American Indian / Alaskan Native																		
Black or African American																		
Hispanic																		
White																		
Native Hawaiian or Pacific Islander																		
Unknown																		
Totals			1	100.0%	1	100.0%									1	100.0%	1	100.0%



Computer Support and Networking - IST

Fall 2017

CIP Code: 47.0104

Curriculum Code:

00ELT3022

Program:

AAS

Total Enrollment: 5 100.0%
Minority: 2 40.0%

Male: 5 100.0%
Female:

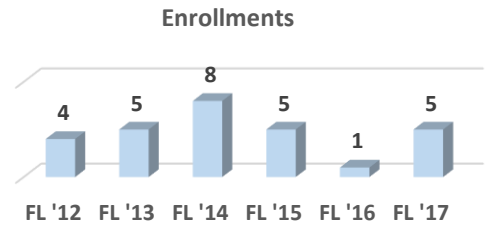
FT: 2 40.0%
PT: 3 60.0%

Avg Age: 25.9
Feeder Enrl: 1 20.0%

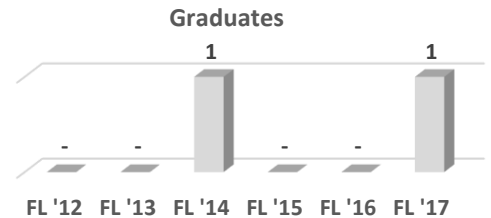
Feeder H.S. Enrollees	#	%
Carbondale		
Carterville		
Crab Orchard		
DuQuoin		
Elverado		
Herrin		
Johnston City		
Marion	1	20.0%
Murphysboro		
West Frankfort		
Trico		
Feeder H.S. Total	1	20.0%
Agape Christian		
GED		

Age	#	%
<= 17		
18-20	1	20.0%
21-25	2	40.0%
26-30		
31-40	2	40.0%
41-50		
51-60		
61-70		
71-80		
81+		
Unk		
Total	5	100.0%
Avg	25.9	
<21	1	20.0%
>60		

Enrollments	
FL '12	4
FL '13	5
FL '14	8
FL '15	5
FL '16	1
FL '17	5



Graduates	
FL '12	-
FL '13	-
FL '14	1
FL '15	-
FL '16	-
FL '17	1



Demographics	Male						Female						Grand Total					
	Full-time		Part-time		Male Total		Full-time		Part-time		Female Total		Full-time		Part-time		Grand Total	
	#	%	#	%	#	%	#	%	#	%	#	%	#	%	#	%	#	%
Asian			1	20.0%	1	20.0%									1	20.0%	1	20.0%
American Indian / Alaskan Native																		
Black or African American	1	20.0%			1	20.0%							1	20.0%			1	20.0%
Hispanic																		
White	1	20.0%	1	20.0%	2	40.0%							1	20.0%	1	20.0%	2	40.0%
Native Hawaiian or Pacific Islander																		
Unknown			1	20.0%	1	20.0%									1	20.0%	1	20.0%
Totals	2	40.0%	3	60.0%	5	100.0%							2	40.0%	3	60.0%	5	100.0%



Computer Support and Networking - IST

Spring 2018

CIP Code: 47.0104

Curriculum Code:

00ELT3022

Program:

AAS

Total Enrollment: 4 100.0%
Minority: 1 25.0%

Male: 4 100.0%
Female:

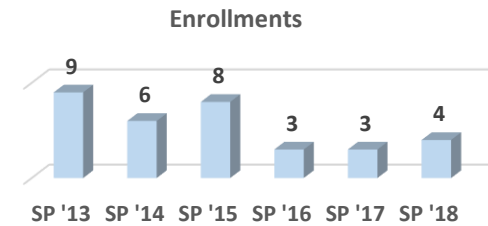
FT: 2 50.0%
PT: 2 50.0%

Avg Age: 30.1
Feeder Enrl: 2 50.0%

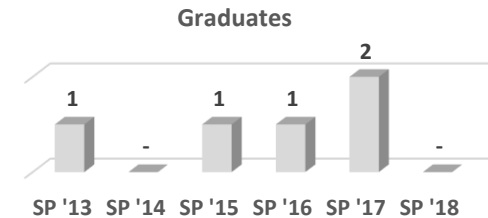
Feeder H.S. Enrollees	#	%
Carbondale		
Carterville		
Crab Orchard		
DuQuoin		
Elverado		
Herrin		
Johnston City		
Marion	2	50.0%
Murphysboro		
West Frankfort		
Trico		
Feeder H.S. Total	2	50.0%
Agape Christian		
GED		

Age	#	%
< = 17		
18-20		
21-25		
26-30	2	50.0%
31-40	2	50.0%
41-50		
51-60		
61-70		
71-80		
81+		
Unk		
Total	4	100.0%
Avg	30.1	
<21		
>60		

Enrollments	
SP '13	9
SP '14	6
SP '15	8
SP '16	3
SP '17	3
SP '18	4



Graduates	
SP '13	1
SP '14	-
SP '15	1
SP '16	1
SP '17	2
SP '18	-



Demographics	Male						Female						Grand Total					
	Full-time		Part-time		Male Total		Full-time		Part-time		Female Total		Full-time		Part-time		Grand Total	
	#	%	#	%	#	%	#	%	#	%	#	%	#	%	#	%	#	%
Asian	1	25.0%			1	25.0%							1	25.0%			1	25.0%
American Indian / Alaskan Native																		
Black or African American																		
Hispanic																		
White	1	25.0%	2	50.0%	3	75.0%							1	25.0%	2	50.0%	3	75.0%
Native Hawaiian or Pacific Islander																		
Unknown																		
Totals	2	50.0%	2	50.0%	4	100.0%							2	50.0%	2	50.0%	4	100.0%

2-Year Associate in Applied Science

Construction Management Technology

CIP Code: *52.2001*

Curriculum Code: *00CMG0033*



Construction Management Technology

Summer 2017

CIP Code: 52.2001

Curriculum Code:

00CMG0033

Program:

AAS

Total Enrollment: 6 100.0%

Male: 5 83.3%

FT: 1 16.7%

Avg Age: 22.4

Minority:

Female: 1 16.7%

PT: 5 83.3%

Feeder Enrl: 4 66.7%

Feeder H.S. Enrollees

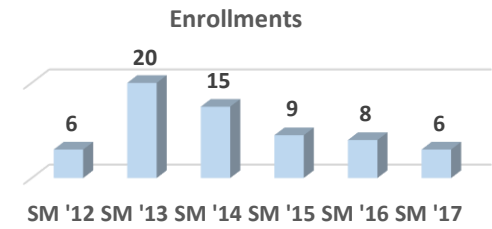
#	%
Carbondale	1 16.7%
Carterville	1 16.7%
Crab Orchard	1 16.7%
DuQuoin	1 16.7%
Elverado	1 16.7%
Herrin	1 16.7%
Johnston City	1 16.7%
Marion	1 16.7%
Murphysboro	1 16.7%
West Frankfort	1 16.7%
Trico	1 16.7%
Feeder H.S. Total	4 66.7%

Agape Christian
GED

Age	#	%
< = 17	3	50.0%
18-20	2	33.3%
21-25	1	16.7%
26-30	1	16.7%
31-40		
41-50		
51-60		
61-70		
71-80		
81+		
Unk		
Total	6	100.0%
Avg	22.4	
<21	3	50.0%
>60		

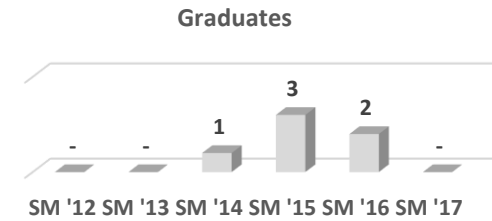
Enrollments

SM '12	6
SM '13	20
SM '14	15
SM '15	9
SM '16	8
SM '17	6



Graduates

SM '12	-
SM '13	-
SM '14	1
SM '15	3
SM '16	2
SM '17	-



Demographics	Male						Female						Grand Total					
	Full-time		Part-time		Male Total		Full-time		Part-time		Female Total		Full-time		Part-time		Grand Total	
	#	%	#	%	#	%	#	%	#	%	#	%	#	%	#	%	#	%
Asian																		
American Indian / Alaskan Native																		
Black or African American																		
Hispanic																		
White	1	16.7%	4	66.7%	5	83.3%			1	16.7%	1	16.7%	1	16.7%	5	83.3%	6	100.0%
Native Hawaiian or Pacific Islander																		
Unknown																		
Totals	1	16.7%	4	66.7%	5	83.3%			1	16.7%	1	16.7%	1	16.7%	5	83.3%	6	100.0%



Construction Management Technology

Fall 2017

CIP Code: 52.2001

Curriculum Code:

00CMG0033

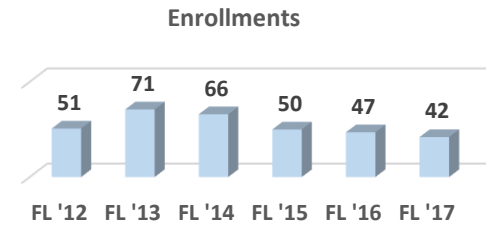
Program:

AAS

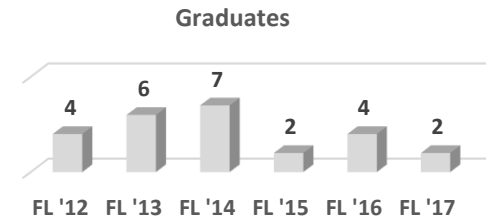
Total Enrollment:	42	100.0%	Male:	36	85.7%	FT:	37	88.1%	Avg Age:	22.9
Minority:	5	11.9%	Female:	6	14.3%	PT:	5	11.9%	Feeder Enrl:	22 52.4%

Feeder H.S. Enrollees	#	%	Age	#	%
Carbondale	5	11.9%	< = 17	1	2.4%
Carterville			18-20	22	52.4%
Crab Orchard	1	2.4%	21-25	13	31.0%
DuQuoin	1	2.4%	26-30	1	2.4%
Elverado	1	2.4%	31-40	4	9.5%
Herrin			41-50		
Johnston City	3	7.1%	51-60	1	2.4%
Marion	4	9.5%	61-70		
Murphysboro	2	4.8%	71-80		
West Frankfort	3	7.1%	81+		
Trico	2	4.8%	Unk		
Feeder H.S. Total	22	52.4%	Total	42	100.0%
Agape Christian			Avg	22.9	
GED	3	7.1%	<21	23	54.8%
			>60		

Enrollments	
FL '12	51
FL '13	71
FL '14	66
FL '15	50
FL '16	47
FL '17	42



Graduates	
FL '12	4
FL '13	6
FL '14	7
FL '15	2
FL '16	4
FL '17	2



Demographics	Male						Female						Grand Total					
	Full-time		Part-time		Male Total		Full-time		Part-time		Female Total		Full-time		Part-time		Grand Total	
	#	%	#	%	#	%	#	%	#	%	#	%	#	%	#	%	#	%
Asian																		
American Indian / Alaskan Native																		
Black or African American	5	11.9%			5	11.9%							5	11.9%			5	11.9%
Hispanic																		
White	25	59.5%	3	7.1%	28	66.7%	4	9.5%	2	4.8%	6	14.3%	29	69.0%	5	11.9%	34	81.0%
Native Hawaiian or Pacific Islander																		
Unknown	3	7.1%			3	7.1%							3	7.1%			3	7.1%
Totals	33	78.6%	3	7.1%	36	85.7%	4	9.5%	2	4.8%	6	14.3%	37	88.1%	5	11.9%	42	100.0%



Construction Management Technology

Spring 2018

CIP Code: 52.2001

Curriculum Code:

00CMG0033

Program:

AAS

Total Enrollment: 39 100.0%
Minority: 5 12.8%

Male: 33 84.6%
Female: 6 15.4%

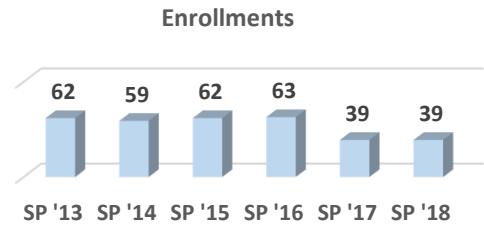
FT: 31 79.5%
PT: 8 20.5%

Avg Age: 25.2
Feeder Enrl: 19 48.7%

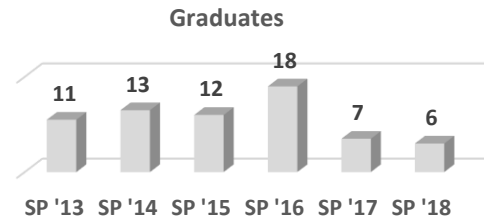
Feeder H.S. Enrollees	#	%
Carbondale	2	5.1%
Carterville		
Crab Orchard	1	2.6%
DuQuoin	1	2.6%
Elverado	1	2.6%
Herrin	1	2.6%
Johnston City	1	2.6%
Marion	6	15.4%
Murphysboro	2	5.1%
West Frankfort	2	5.1%
Trico	2	5.1%
Feeder H.S. Total	19	48.7%
Agape Christian		
GED	1	2.6%

Age	#	%
< = 17		
18-20	19	48.7%
21-25	10	25.6%
26-30	4	10.3%
31-40	3	7.7%
41-50	1	2.6%
51-60	2	5.1%
61-70		
71-80		
81+		
Unk		
Total	39	100.0%
Avg	25.2	
<21	19	48.7%
>60		

Enrollments	
SP '13	62
SP '14	59
SP '15	62
SP '16	63
SP '17	39
SP '18	39



Graduates	
SP '13	11
SP '14	13
SP '15	12
SP '16	18
SP '17	7
SP '18	6



Demographics	Male						Female						Grand Total					
	Full-time		Part-time		Male Total		Full-time		Part-time		Female Total		Full-time		Part-time		Grand Total	
	#	%	#	%	#	%	#	%	#	%	#	%	#	%	#	%	#	%
Asian	1	2.6%			1	2.6%							1	2.6%			1	2.6%
American Indian / Alaskan Native																		
Black or African American	4	10.3%			4	10.3%							4	10.3%			4	10.3%
Hispanic																		
White	21	53.8%	5	12.8%	26	66.7%	3	7.7%	3	7.7%	6	15.4%	24	61.5%	8	20.5%	32	82.1%
Native Hawaiian or Pacific Islander																		
Unknown	2	5.1%			2	5.1%							2	5.1%			2	5.1%
Totals	28	71.8%	5	12.8%	33	84.6%	3	7.7%	3	7.7%	6	15.4%	31	79.5%	8	20.5%	39	100.0%

2-Year Associate in Applied Science

Cosmetology

CIP Code: **12.0401**

Curriculum Code: **00COS0007**



Cosmetology

CIP Code: 12.0401

Curriculum Code:

00COS0007

Program:

AAS

Summer 2017

Total Enrollment: 11 100.0%
Minority: 2 18.2%

Male:
Female: 11 100.0%

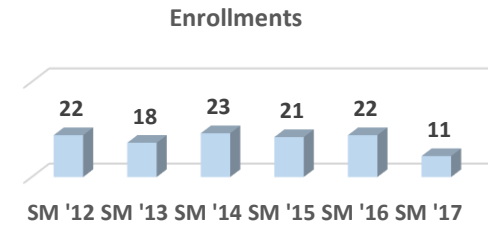
FT: 3 27.3%
PT: 8 72.7%

Avg Age: 26.7
Feeder Enrl: 6 54.5%

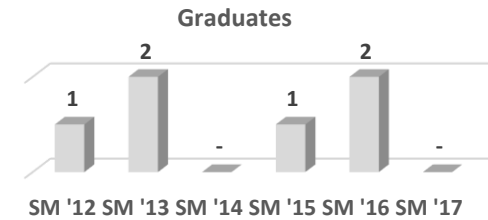
Feeder H.S. Enrollees	#	%
Carbondale	1	9.1%
Carterville	1	9.1%
Crab Orchard		
DuQuoin	1	9.1%
Elverado		
Herrin		
Johnston City	2	18.2%
Marion	1	9.1%
Murphysboro		
West Frankfort		
Trico		
Feeder H.S. Total	6	54.5%
Agape Christian		
GED	1	9.1%

Age	#	%
< = 17		
18-20	5	45.5%
21-25	2	18.2%
26-30	1	9.1%
31-40	1	9.1%
41-50	2	18.2%
51-60		
61-70		
71-80		
81+		
Unk		
Total	11	100.0%
Avg	26.7	
<21	5	45.5%
>60		

Enrollments	
SM '12	22
SM '13	18
SM '14	23
SM '15	21
SM '16	22
SM '17	11



Graduates	
SM '12	1
SM '13	2
SM '14	-
SM '15	1
SM '16	2
SM '17	-



Demographics	Male						Female						Grand Total					
	Full-time		Part-time		Male Total		Full-time		Part-time		Female Total		Full-time		Part-time		Grand Total	
	#	%	#	%	#	%	#	%	#	%	#	%	#	%	#	%	#	%
Asian																		
American Indian / Alaskan Native																		
Black or African American							1	9.1%	1	9.1%	2	18.2%	1	9.1%	1	9.1%	2	18.2%
Hispanic																		
White							2	18.2%	7	63.6%	9	81.8%	2	18.2%	7	63.6%	9	81.8%
Native Hawaiian or Pacific Islander																		
Unknown																		
Totals							3	27.3%	8	72.7%	11	100.0%	3	27.3%	8	72.7%	11	100.0%



Cosmetology

CIP Code: 12.0401

Curriculum Code:

00COS0007

Program:

AAS

Fall 2017

Total Enrollment: 15 100.0%
Minority: 1 6.7%

Male: 2 13.3%
Female: 13 86.7%

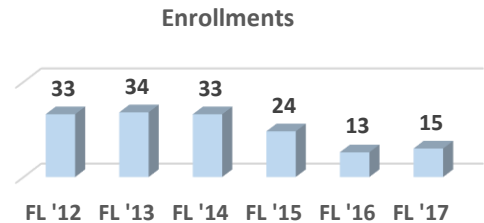
FT: 13 86.7%
PT: 2 13.3%

Avg Age: 25.2
Feeder Enrl: 9 60.0%

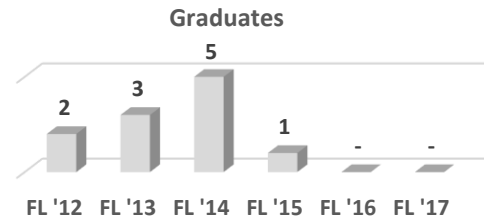
Feeder H.S. Enrollees	#	%
Carbondale	2	13.3%
Carterville	2	13.3%
Crab Orchard	2	13.3%
DuQuoin	2	13.3%
Elverado	2	13.3%
Herrin	2	13.3%
Johnston City	2	13.3%
Marion	1	6.7%
Murphysboro	2	13.3%
West Frankfort	2	13.3%
Trico	1	6.7%
Feeder H.S. Total	9	60.0%
Agape Christian	1	6.7%
GED	2	13.3%

Age	#	%
< = 17	7	46.7%
18-20	3	20.0%
21-25	1	6.7%
26-30	3	20.0%
31-40	1	6.7%
41-50	1	6.7%
51-60		
61-70		
71-80		
81+		
Unk		
Total	15	100.0%
Avg	25.2	
<21	7	46.7%
>60		

Enrollments	
FL '12	33
FL '13	34
FL '14	33
FL '15	24
FL '16	13
FL '17	15



Graduates	
FL '12	2
FL '13	3
FL '14	5
FL '15	1
FL '16	-
FL '17	-



Demographics	Male						Female						Grand Total					
	Full-time		Part-time		Male Total		Full-time		Part-time		Female Total		Full-time		Part-time		Grand Total	
	#	%	#	%	#	%	#	%	#	%	#	%	#	%	#	%	#	%
Asian																		
American Indian / Alaskan Native																		
Black or African American							1	6.7%			1	6.7%	1	6.7%			1	6.7%
Hispanic																		
White	1	6.7%	1	6.7%	2	13.3%	11	73.3%	1	6.7%	12	80.0%	12	80.0%	2	13.3%	14	93.3%
Native Hawaiian or Pacific Islander																		
Unknown																		
Totals	1	6.7%	1	6.7%	2	13.3%	12	80.0%	1	6.7%	13	86.7%	13	86.7%	2	13.3%	15	100.0%



Cosmetology

CIP Code: 12.0401

Curriculum Code:

00COS0007

Program:

AAS

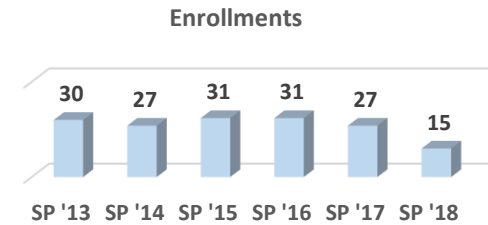
Spring 2018

Total Enrollment:	15	100.0%	Male:	1	6.7%	FT:	12	80.0%	Avg Age:	24.8
Minority:	1	6.7%	Female:	14	93.3%	PT:	3	20.0%	Feeder Enrl:	9 60.0%

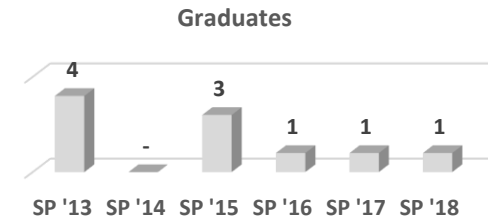
Feeder H.S. Enrollees	#	%
Carbondale	1	6.7%
Carterville	1	6.7%
Crab Orchard		
DuQuoin	3	20.0%
Elverado		
Herrin	2	13.3%
Johnston City	2	13.3%
Marion		
Murphysboro		
West Frankfort		
Trico		
Feeder H.S. Total	9	60.0%
Agape Christian	1	6.7%
GED	1	6.7%

Age	#	%
< = 17	2	13.3%
18-20	7	46.7%
21-25	2	13.3%
26-30		
31-40	2	13.3%
41-50	2	13.3%
51-60		
61-70		
71-80		
81+		
Unk		
Total	15	100.0%
Avg	24.8	
<21	9	60.0%
>60		

Enrollments	
SP '13	30
SP '14	27
SP '15	31
SP '16	31
SP '17	27
SP '18	15



Graduates	
SP '13	4
SP '14	-
SP '15	3
SP '16	1
SP '17	1
SP '18	1



Demographics	Male						Female						Grand Total					
	Full-time		Part-time		Male Total		Full-time		Part-time		Female Total		Full-time		Part-time		Grand Total	
	#	%	#	%	#	%	#	%	#	%	#	%	#	%	#	%	#	%
Asian																		
American Indian / Alaskan Native																		
Black or African American							1	6.7%			1	6.7%	1	6.7%			1	6.7%
Hispanic																		
White	1	6.7%			1	6.7%	9	60.0%	3	20.0%	12	80.0%	10	66.7%	3	20.0%	13	86.7%
Native Hawaiian or Pacific Islander																		
Unknown							1	6.7%			1	6.7%	1	6.7%			1	6.7%
Totals	1	6.7%			1	6.7%	11	73.3%	3	20.0%	14	93.3%	12	80.0%	3	20.0%	15	100.0%

2-Year Associate in Applied Science

Criminal Justice

CIP Code: 43.0107

Curriculum Code: CRJ 0550



Criminal Justice

CIP Code: 43.0107

Curriculum Code:

CRJ 0550

Program:

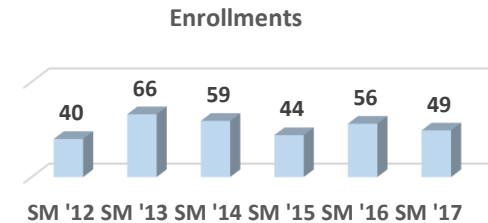
AAS

Summer 2017

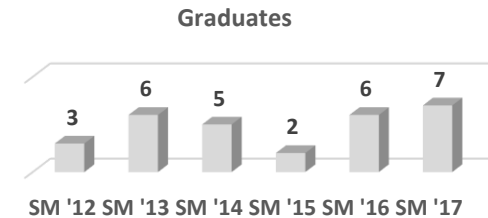
Total Enrollment:	49	100.0%	Male:	29	59.2%	FT:	28	57.1%	Avg Age:	25.3
Minority:	8	16.3%	Female:	20	40.8%	PT:	21	42.9%	Feeder Enrl:	33 67.3%

Feeder H.S. Enrollees	#	%	Age	#	%
Carbondale	7	14.3%	< = 17		
Carterville	7	14.3%	18-20	22	44.9%
Crab Orchard	1	2.0%	21-25	14	28.6%
DuQuoin	2	4.1%	26-30	4	8.2%
Elverado	1	2.0%	31-40	6	12.2%
Herrin	4	8.2%	41-50		
Johnston City	3	6.1%	51-60	3	6.1%
Marion	2	4.1%	61-70		
Murphysboro	1	2.0%	71-80		
West Frankfort	4	8.2%	81+		
Trico	1	2.0%	Unk		
Feeder H.S. Total	33	67.3%	Total	49	100.0%
Agape Christian			Avg	25.3	
GED	3	6.1%	<21	22	44.9%
			>60		

Enrollments	
SM '12	40
SM '13	66
SM '14	59
SM '15	44
SM '16	56
SM '17	49



Graduates	
SM '12	3
SM '13	6
SM '14	5
SM '15	2
SM '16	6
SM '17	7



Demographics	Male						Female						Grand Total					
	Full-time		Part-time		Male Total		Full-time		Part-time		Female Total		Full-time		Part-time		Grand Total	
	#	%	#	%	#	%	#	%	#	%	#	%	#	%	#	%	#	%
Asian							1	2.0%			1	2.0%	1	2.0%			1	2.0%
American Indian / Alaskan Native																		
Black or African American	2	4.1%	1	2.0%	3	6.1%	2	4.1%			2	4.1%	4	8.2%	1	2.0%	5	10.2%
Hispanic	1	2.0%	1	2.0%	2	4.1%							1	2.0%	1	2.0%	2	4.1%
White	11	22.4%	11	22.4%	22	44.9%	9	18.4%	8	16.3%	17	34.7%	20	40.8%	19	38.8%	39	79.6%
Native Hawaiian or Pacific Islander																		
Unknown	2	4.1%			2	4.1%							2	4.1%			2	4.1%
Totals	16	32.7%	13	26.5%	29	59.2%	12	24.5%	8	16.3%	20	40.8%	28	57.1%	21	42.9%	49	100.0%



Criminal Justice

CIP Code: 43.0107

Curriculum Code:

CRJ 0550

Program:

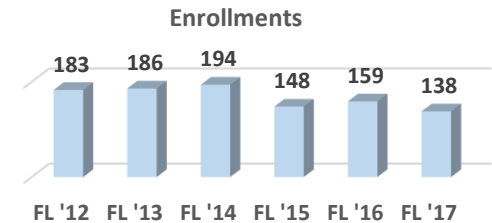
AAS

Fall 2017

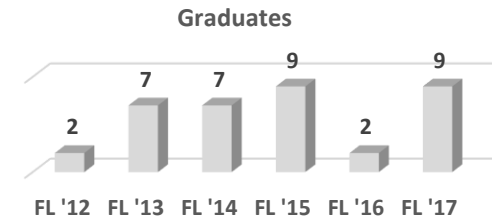
Total Enrollment:	138	100.0%	Male:	80	58.0%	FT:	103	74.6%	Avg Age:	23.4
Minority:	30	21.7%	Female:	58	42.0%	PT:	35	25.4%	Feeder Enrl:	83 60.1%

Feeder H.S. Enrollees	#	%	Age	#	%
Carbondale	19	13.8%	< = 17		
Carterville	5	3.6%	18-20	70	50.7%
Crab Orchard	2	1.4%	21-25	35	25.4%
DuQuoin	6	4.3%	26-30	19	13.8%
Elverado	4	2.9%	31-40	10	7.2%
Herrin	13	9.4%	41-50	4	2.9%
Johnston City	7	5.1%	51-60		
Marion	12	8.7%	61-70		
Murphysboro	5	3.6%	71-80		
West Frankfort	7	5.1%	81+		
Trico	3	2.2%	Unk		
Feeder H.S. Total	83	60.1%	Total	138	100.0%
Agape Christian	1	0.7%	Avg	23.4	
GED	8	5.8%	<21	70	50.7%
			>60		

Enrollments	
FL '12	183
FL '13	186
FL '14	194
FL '15	148
FL '16	159
FL '17	138



Graduates	
FL '12	2
FL '13	7
FL '14	7
FL '15	9
FL '16	2
FL '17	9



Demographics	Male						Female						Grand Total					
	Full-time		Part-time		Male Total		Full-time		Part-time		Female Total		Full-time		Part-time		Grand Total	
	#	%	#	%	#	%	#	%	#	%	#	%	#	%	#	%	#	%
Asian	1	0.7%			1	0.7%	1	0.7%			1	0.7%	2	1.4%			2	1.4%
American Indian / Alaskan Native																		
Black or African American	8	5.8%	2	1.4%	10	7.2%	13	9.4%	3	2.2%	16	11.6%	21	15.2%	5	3.6%	26	18.8%
Hispanic	2	1.4%			2	1.4%							2	1.4%			2	1.4%
White	44	31.9%	20	14.5%	64	46.4%	30	21.7%	10	7.2%	40	29.0%	74	53.6%	30	21.7%	104	75.4%
Native Hawaiian or Pacific Islander																		
Unknown	3	2.2%			3	2.2%	1	0.7%			1	0.7%	4	2.9%			4	2.9%
Totals	58	42.0%	22	15.9%	80	58.0%	45	32.6%	13	9.4%	58	42.0%	103	74.6%	35	25.4%	138	100.0%



Criminal Justice

CIP Code: 43.0107

Curriculum Code:

CRJ 0550

Program:

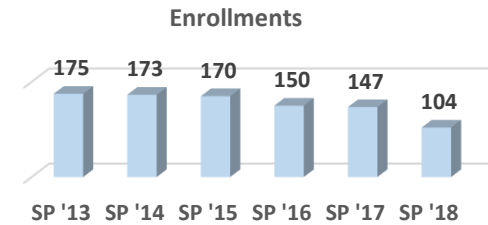
AAS

Spring 2018

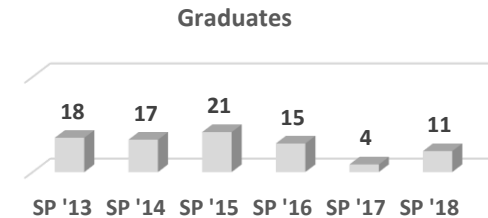
Total Enrollment:	104	100.0%	Male:	59	56.7%	FT:	60	57.7%	Avg Age:	23.8
Minority:	21	20.2%	Female:	45	43.3%	PT:	44	42.3%	Feeder Enrl:	62 59.6%

Feeder H.S. Enrollees			Age		
#	%		#	%	
Carbondale	18	17.3%	< = 17	7	6.7%
Carterville	5	4.8%	18-20	45	43.3%
Crab Orchard	2	1.9%	21-25	24	23.1%
DuQuoin	6	5.8%	26-30	14	13.5%
Elverado	3	2.9%	31-40	9	8.7%
Herrin	5	4.8%	41-50	5	4.8%
Johnston City	7	6.7%	51-60		
Marion	9	8.7%	61-70		
Murphysboro	1	1.0%	71-80		
West Frankfort	5	4.8%	81+		
Trico	1	1.0%	Unk		
Feeder H.S. Total	62	59.6%	Total	104	100.0%
Agape Christian	1	1.0%	Avg	23.8	
GED	5	4.8%	<21	52	50.0%
			>60		

Enrollments	
SP '13	175
SP '14	173
SP '15	170
SP '16	150
SP '17	147
SP '18	104



Graduates	
SP '13	18
SP '14	17
SP '15	21
SP '16	15
SP '17	4
SP '18	11



Demographics	Male						Female						Grand Total					
	Full-time		Part-time		Male Total		Full-time		Part-time		Female Total		Full-time		Part-time		Grand Total	
	#	%	#	%	#	%	#	%	#	%	#	%	#	%	#	%	#	%
Asian																		
American Indian / Alaskan Native	1	1.0%			1	1.0%			1	1.0%	1	1.0%	1	1.0%	1	1.0%	2	1.9%
Black or African American	4	3.8%	4	3.8%	8	7.7%	7	6.7%	3	2.9%	10	9.6%	11	10.6%	7	6.7%	18	17.3%
Hispanic									1	1.0%	1	1.0%			1	1.0%	1	1.0%
White	24	23.1%	22	21.2%	46	44.2%	19	18.3%	13	12.5%	32	30.8%	43	41.3%	35	33.7%	78	75.0%
Native Hawaiian or Pacific Islander																		
Unknown	4	3.8%			4	3.8%	1	1.0%			1	1.0%	5	4.8%			5	4.8%
Totals	33	31.7%	26	25.0%	59	56.7%	27	26.0%	18	17.3%	45	43.3%	60	57.7%	44	42.3%	104	100.0%

2-Year Associate in Applied Science

Cyber-Security/Information Assurance

CIP Code: 11.1003

Curriculum Code: CIS 2015



Cyber-Security/Information Assurance

Summer 2017

CIP Code: 11.1003

Curriculum Code:

CIS 2015

Program:

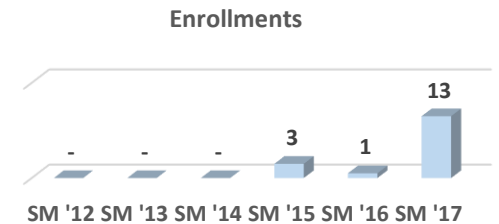
AAS

Total Enrollment:	13	100.0%	Male:	9	69.2%	FT:	2	15.4%	Avg Age:	29.0
Minority:	1	7.7%	Female:	4	30.8%	PT:	11	84.6%	Feeder Enrl:	5 38.5%

Feeder H.S. Enrollees	#	%	Age	#	%
Carbondale	2	15.4%	< = 17		
Carterville	1	7.7%	18-20	5	38.5%
Crab Orchard	1	7.7%	21-25	2	15.4%
DuQuoin			26-30	1	7.7%
Elverado			31-40	2	15.4%
Herrin			41-50	3	23.1%
Johnston City			51-60		
Marion	1	7.7%	61-70		
Murphysboro			71-80		
West Frankfort			81+		
Trico			Unk		
Feeder H.S. Total	5	38.5%	Total	13	100.0%
Agape Christian			Avg	29.0	
GED	1	7.7%	<21	5	38.5%
			>60		

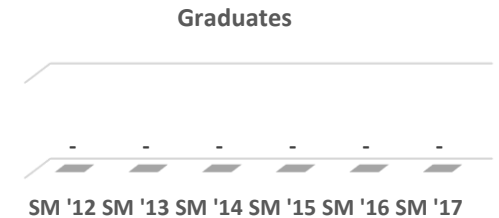
Enrollments

SM '12	-
SM '13	-
SM '14	-
SM '15	3
SM '16	1
SM '17	13



Graduates

SM '12	-
SM '13	-
SM '14	-
SM '15	-
SM '16	-
SM '17	-



Demographics	Male						Female						Grand Total					
	Full-time		Part-time		Male Total		Full-time		Part-time		Female Total		Full-time		Part-time		Grand Total	
	#	%	#	%	#	%	#	%	#	%	#	%	#	%	#	%	#	%
Asian									1	7.7%	1	7.7%			1	7.7%	1	7.7%
American Indian / Alaskan Native																		
Black or African American																		
Hispanic																		
White	2	15.4%	7	53.8%	9	69.2%			2	15.4%	2	15.4%	2	15.4%	9	69.2%	11	84.6%
Native Hawaiian or Pacific Islander																		
Unknown									1	7.7%	1	7.7%			1	7.7%	1	7.7%
Totals	2	15.4%	7	53.8%	9	69.2%			4	30.8%	4	30.8%	2	15.4%	11	84.6%	13	100.0%



Cyber-Security/Information Assurance

Fall 2017

CIP Code: 11.1003

Curriculum Code:

CIS 2015

Program:

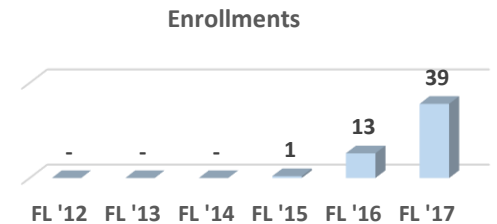
AAS

Total Enrollment:	39	100.0%	Male:	28	71.8%	FT:	30	76.9%	Avg Age:	24.4
Minority:	4	10.3%	Female:	11	28.2%	PT:	9	23.1%	Feeder Enrl:	24 61.5%

Feeder H.S. Enrollees	#	%	Age	#	%
Carbondale	2	5.1%	< = 17		
Carterville	5	12.8%	18-20	23	59.0%
Crab Orchard	1	2.6%	21-25	5	12.8%
DuQuoin	1	2.6%	26-30	5	12.8%
Elverado			31-40	3	7.7%
Herrin	3	7.7%	41-50	3	7.7%
Johnston City	3	7.7%	51-60		
Marion	4	10.3%	61-70		
Murphysboro			71-80		
West Frankfort	5	12.8%	81+		
Trico			Unk		
Feeder H.S. Total	24	61.5%	Total	39	100.0%
Agape Christian	2	5.1%	Avg	24.4	
GED	2	5.1%	<21	23	59.0%
			>60		

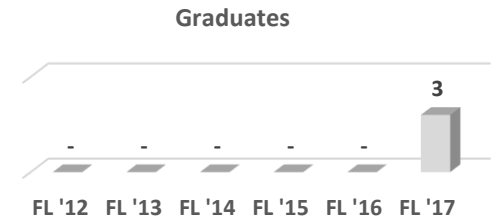
Enrollments

FL '12	-
FL '13	-
FL '14	-
FL '15	1
FL '16	13
FL '17	39



Graduates

FL '12	-
FL '13	-
FL '14	-
FL '15	-
FL '16	-
FL '17	3



Demographics	Male						Female						Grand Total					
	Full-time		Part-time		Male Total		Full-time		Part-time		Female Total		Full-time		Part-time		Grand Total	
	#	%	#	%	#	%	#	%	#	%	#	%	#	%	#	%	#	%
Asian							1	2.6%	1	2.6%	2	5.1%	1	2.6%	1	2.6%	2	5.1%
American Indian / Alaskan Native																		
Black or African American	1	2.6%			1	2.6%	1	2.6%			1	2.6%	2	5.1%			2	5.1%
Hispanic																		
White	20	51.3%	6	15.4%	26	66.7%	5	12.8%	2	5.1%	7	17.9%	25	64.1%	8	20.5%	33	84.6%
Native Hawaiian or Pacific Islander																		
Unknown	1	2.6%			1	2.6%	1	2.6%			1	2.6%	2	5.1%			2	5.1%
Totals	22	56.4%	6	15.4%	28	71.8%	8	20.5%	3	7.7%	11	28.2%	30	76.9%	9	23.1%	39	100.0%



Cyber-Security/Information Assurance

Spring 2018

CIP Code: 11.1003

Curriculum Code:

CIS 2015

Program:

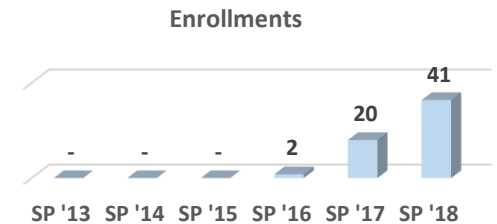
AAS

Total Enrollment:	41	100.0%	Male:	33	80.5%	FT:	33	80.5%	Avg Age:	23.9
Minority:	5	12.2%	Female:	8	19.5%	PT:	8	19.5%	Feeder Enrl:	27 65.9%

Feeder H.S. Enrollees	#	%	Age	#	%
Carbondale	4	9.8%	< = 17	1	2.4%
Carterville	5	12.2%	18-20	20	48.8%
Crab Orchard	1	2.4%	21-25	7	17.1%
DuQuoin	1	2.4%	26-30	8	19.5%
Elverado			31-40	4	9.8%
Herrin	3	7.3%	41-50	1	2.4%
Johnston City	2	4.9%	51-60		
Marion	7	17.1%	61-70		
Murphysboro			71-80		
West Frankfort	3	7.3%	81+		
Trico	1	2.4%	Unk		
Feeder H.S. Total	27	65.9%	Total	41	100.0%
Agape Christian	2	4.9%	Avg	23.9	
GED	2	4.9%	<21	21	51.2%
			>60		

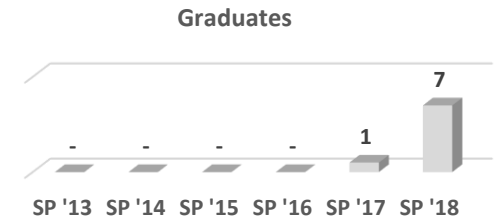
Enrollments

SP '13	-
SP '14	-
SP '15	-
SP '16	2
SP '17	20
SP '18	41



Graduates

SP '13	-
SP '14	-
SP '15	-
SP '16	-
SP '17	1
SP '18	7



Demographics	Male						Female						Grand Total					
	Full-time		Part-time		Male Total		Full-time		Part-time		Female Total		Full-time		Part-time		Grand Total	
	#	%	#	%	#	%	#	%	#	%	#	%	#	%	#	%	#	%
Asian							1	2.4%	1	2.4%	2	4.9%	1	2.4%	1	2.4%	2	4.9%
American Indian / Alaskan Native																		
Black or African American	2	4.9%			2	4.9%	1	2.4%			1	2.4%	3	7.3%			3	7.3%
Hispanic																		
White	24	58.5%	6	14.6%	30	73.2%	4	9.8%	1	2.4%	5	12.2%	28	68.3%	7	17.1%	35	85.4%
Native Hawaiian or Pacific Islander																		
Unknown	1	2.4%			1	2.4%							1	2.4%			1	2.4%
Totals	27	65.9%	6	14.6%	33	80.5%	6	14.6%	2	4.9%	8	19.5%	33	80.5%	8	19.5%	41	100.0%

2-Year Associate in Applied Science

Dental Hygiene

CIP Code: *51.0602*

Curriculum Code: *DHY 0098*



Dental Hygiene

CIP Code: 51.0602

Curriculum Code:

DHY 0098

Program:

AAS

Summer 2017

Total Enrollment: 8 100.0%
Minority:

Male:
Female: 8 100.0%

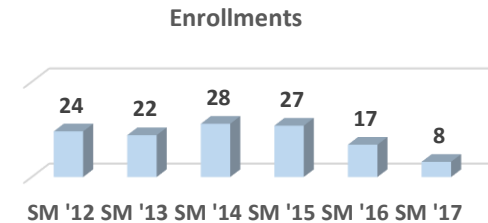
FT: 1 12.5%
PT: 7 87.5%

Avg Age: 22.1
Feeder Enrl: 3 37.5%

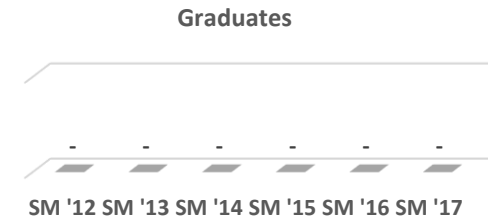
Feeder H.S. Enrollees	#	%
Carbondale	1	12.5%
Carterville	1	12.5%
Crab Orchard	1	12.5%
DuQuoin	1	12.5%
Elverado	1	12.5%
Herrin	1	12.5%
Johnston City	1	12.5%
Marion	1	12.5%
Murphysboro	1	12.5%
West Frankfort	1	12.5%
Trico	1	12.5%
Feeder H.S. Total	3	37.5%
Agape Christian		
GED		

Age	#	%
< = 17	2	25.0%
18-20	6	75.0%
21-25		
26-30		
31-40		
41-50		
51-60		
61-70		
71-80		
81+		
Unk		
Total	8	100.0%
Avg	22.1	
<21	2	25.0%
>60		

Enrollments	
SM '12	24
SM '13	22
SM '14	28
SM '15	27
SM '16	17
SM '17	8



Graduates	
SM '12	-
SM '13	-
SM '14	-
SM '15	-
SM '16	-
SM '17	-



Demographics	Male						Female						Grand Total					
	Full-time		Part-time		Male Total		Full-time		Part-time		Female Total		Full-time		Part-time		Grand Total	
	#	%	#	%	#	%	#	%	#	%	#	%	#	%	#	%	#	%
Asian																		
American Indian / Alaskan Native																		
Black or African American																		
Hispanic																		
White							1	12.5%	7	87.5%	8	100.0%	1	12.5%	7	87.5%	8	100.0%
Native Hawaiian or Pacific Islander																		
Unknown																		
Totals							1	12.5%	7	87.5%	8	100.0%	1	12.5%	7	87.5%	8	100.0%



Dental Hygiene

CIP Code: 51.0602

Curriculum Code:

DHY 0098

Program:

AAS

Fall 2017

Total Enrollment: 9 100.0%

Minority:

Male:

Female: 9 100.0%

FT:

PT: 9 100.0%

Avg Age:

22.3

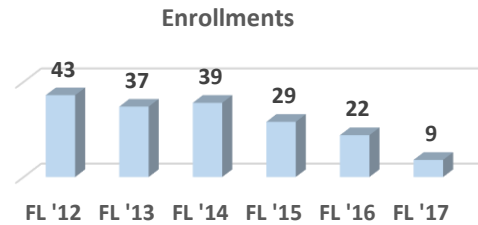
Feeder Enrl:

3 33.3%

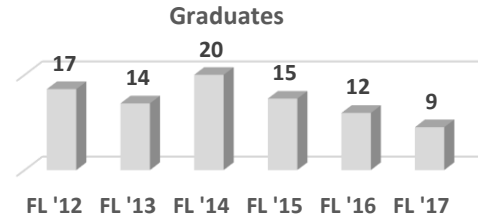
Feeder H.S. Enrollees	#	%
Carbondale	1	11.1%
Carterville	1	11.1%
Crab Orchard	1	11.1%
DuQuoin	1	11.1%
Elverado	1	11.1%
Herrin	1	11.1%
Johnston City	1	11.1%
Marion	1	11.1%
Murphysboro	1	11.1%
West Frankfort	1	11.1%
Trico	1	11.1%
Feeder H.S. Total	3	33.3%
Agape Christian		
GED		

Age	#	%
< = 17	2	22.2%
18-20	7	77.8%
21-25		
26-30		
31-40		
41-50		
51-60		
61-70		
71-80		
81+		
Unk		
Total	9	100.0%
Avg	22.3	
<21	2	22.2%
>60		

Enrollments	
FL '12	43
FL '13	37
FL '14	39
FL '15	29
FL '16	22
FL '17	9



Graduates	
FL '12	17
FL '13	14
FL '14	20
FL '15	15
FL '16	12
FL '17	9



Demographics	Male						Female						Grand Total					
	Full-time		Part-time		Male Total		Full-time		Part-time		Female Total		Full-time		Part-time		Grand Total	
	#	%	#	%	#	%	#	%	#	%	#	%	#	%	#	%	#	%
Asian																		
American Indian / Alaskan Native																		
Black or African American																		
Hispanic																		
White							9	100.0%			9	100.0%			9	100.0%	9	100.0%
Native Hawaiian or Pacific Islander																		
Unknown																		
Totals							9	100.0%			9	100.0%			9	100.0%	9	100.0%



Dental Hygiene

CIP Code: 51.0602

Curriculum Code:

DHY 0098

Program:

AAS

Spring 2018

Total Enrollment:

Male:

FT:

Avg Age:

Minority:

Female:

PT:

Feeder Enrl:

Feeder H.S. Enrollees

%

Carbondale	
Carterville	
Crab Orchard	
DuQuoin	
Elverado	
Herrin	
Johnston City	
Marion	
Murphysboro	
West Frankfort	
Trico	

Feeder H.S. Total

Agape Christian
GED

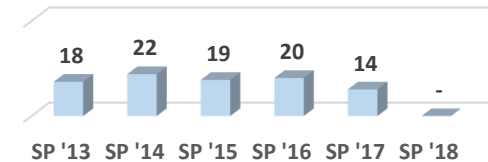
Age # %

< = 17	
18-20	
21-25	
26-30	
31-40	
41-50	
51-60	
61-70	
71-80	
81+	
Unk	
Total	
Avg	
<21	
>60	

Enrollments

SP '13	18
SP '14	22
SP '15	19
SP '16	20
SP '17	14
SP '18	-

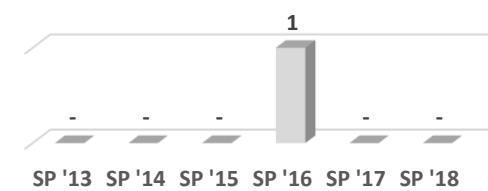
Enrollments



Graduates

SP '13	-
SP '14	-
SP '15	-
SP '16	1
SP '17	-
SP '18	-

Graduates



Demographics	Male						Female						Grand Total					
	Full-time		Part-time		Male Total		Full-time		Part-time		Female Total		Full-time		Part-time		Grand Total	
	#	%	#	%	#	%	#	%	#	%	#	%	#	%	#	%	#	%
Asian																		
American Indian / Alaskan Native																		
Black or African American																		
Hispanic																		
White																		
Native Hawaiian or Pacific Islander																		
Unknown																		
Totals																		

2-Year Associate in Applied Science

Diagnostic Cardiac Sonography

CIP Code: 51.0910

Curriculum Code: 00DMS0017



Diagnostic Cardiac Sonography

Summer 2017

CIP Code: 51.0910

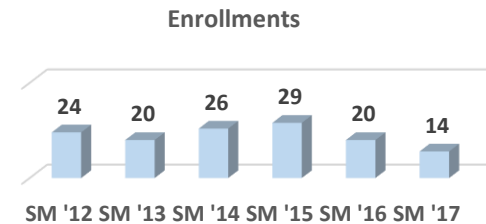
Curriculum Code: 00DMS0017

Program: AAS

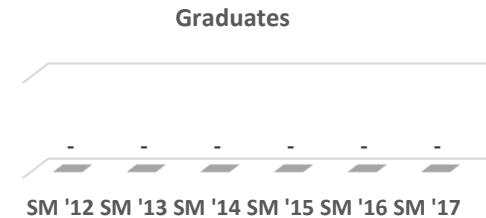
Total Enrollment:	14	100.0%	Male:	2	14.3%	FT:	3	21.4%	Avg Age:	25.8
Minority:	1	7.1%	Female:	12	85.7%	PT:	11	78.6%	Feeder Enrl:	8 57.1%

Feeder H.S. Enrollees	#	%	Age	#	%
Carbondale	1	7.1%	< = 17		
Carterville	3	21.4%	18-20	1	7.1%
Crab Orchard			21-25	6	42.9%
DuQuoin			26-30	6	42.9%
Elverado			31-40	1	7.1%
Herrin	1	7.1%	41-50		
Johnston City	2	14.3%	51-60		
Marion	1	7.1%	61-70		
Murphysboro			71-80		
West Frankfort			81+		
Trico			Unk		
Feeder H.S. Total	8	57.1%	Total	14	100.0%
Agape Christian			Avg	25.8	
GED			<21	1	7.1%
			>60		

Enrollments	
SM '12	24
SM '13	20
SM '14	26
SM '15	29
SM '16	20
SM '17	14



Graduates	
SM '12	-
SM '13	-
SM '14	-
SM '15	-
SM '16	-
SM '17	-



Demographics	Male						Female						Grand Total					
	Full-time		Part-time		Male Total		Full-time		Part-time		Female Total		Full-time		Part-time		Grand Total	
	#	%	#	%	#	%	#	%	#	%	#	%	#	%	#	%	#	%
Asian																		
American Indian / Alaskan Native																		
Black or African American																		
Hispanic							1	7.1%			1	7.1%	1	7.1%			1	7.1%
White	1	7.1%	1	7.1%	2	14.3%	1	7.1%	10	71.4%	11	78.6%	2	14.3%	11	78.6%	13	92.9%
Native Hawaiian or Pacific Islander																		
Unknown																		
Totals	1	7.1%	1	7.1%	2	14.3%	2	14.3%	10	71.4%	12	85.7%	3	21.4%	11	78.6%	14	100.0%



Diagnostic Cardiac Sonography

Fall 2017

CIP Code: 51.0910

Curriculum Code:

00DMS0017

Program:

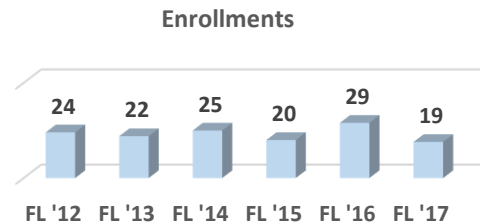
AAS

Total Enrollment:	19	100.0%	Male:	4	21.1%	FT:	16	84.2%	Avg Age:	25.5
Minority:	3	15.8%	Female:	15	78.9%	PT:	3	15.8%	Feeder Enrl:	10 52.6%

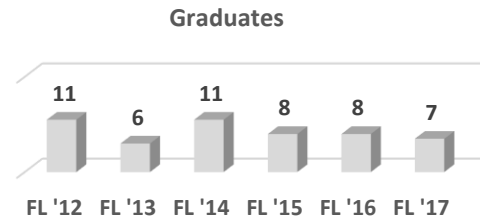
Feeder H.S. Enrollees	#	%
Carbondale	1	5.3%
Carterville	3	15.8%
Crab Orchard		
DuQuoin		
Elverado		
Herrin	1	5.3%
Johnston City	2	10.5%
Marion	2	10.5%
Murphysboro		
West Frankfort		
Trico	1	5.3%
Feeder H.S. Total	10	52.6%
Agape Christian		
GED	2	10.5%

Age	#	%
< = 17		
18-20	3	15.8%
21-25	7	36.8%
26-30	8	42.1%
31-40	1	5.3%
41-50		
51-60		
61-70		
71-80		
81+		
Unk		
Total	19	100.0%
Avg	25.5	
<21	3	15.8%
>60		

Enrollments	
FL '12	24
FL '13	22
FL '14	25
FL '15	20
FL '16	29
FL '17	19



Graduates	
FL '12	11
FL '13	6
FL '14	11
FL '15	8
FL '16	8
FL '17	7



Demographics	Male						Female						Grand Total					
	Full-time		Part-time		Male Total		Full-time		Part-time		Female Total		Full-time		Part-time		Grand Total	
	#	%	#	%	#	%	#	%	#	%	#	%	#	%	#	%	#	%
Asian																		
American Indian / Alaskan Native																		
Black or African American	1	5.3%			1	5.3%							1	5.3%			1	5.3%
Hispanic							2	10.5%			2	10.5%	2	10.5%			2	10.5%
White	2	10.5%	1	5.3%	3	15.8%	11	57.9%	2	10.5%	13	68.4%	13	68.4%	3	15.8%	16	84.2%
Native Hawaiian or Pacific Islander																		
Unknown																		
Totals	3	15.8%	1	5.3%	4	21.1%	13	68.4%	2	10.5%	15	78.9%	16	84.2%	3	15.8%	19	100.0%



Diagnostic Cardiac Sonography

Spring 2018

CIP Code: 51.0910

Curriculum Code:

00DMS0017

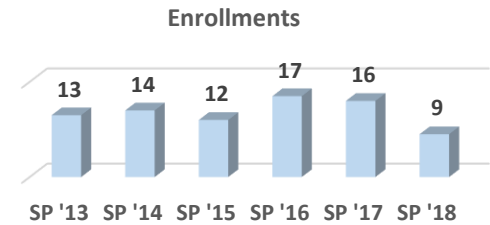
Program:

AAS

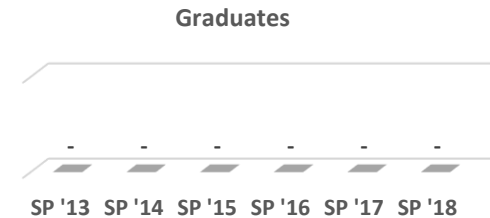
Total Enrollment:	9	100.0%	Male:	1	11.1%	FT:	7	77.8%	Avg Age:	27.9
Minority:	2	22.2%	Female:	8	88.9%	PT:	2	22.2%	Feeder Enrl:	4 44.4%

Feeder H.S. Enrollees	#	%	Age	#	%
Carbondale	1	11.1%	< = 17		
Carterville			18-20		
Crab Orchard			21-25	5	55.6%
DuQuoin			26-30	2	22.2%
Elverado			31-40	1	11.1%
Herrin	1	11.1%	41-50		
Johnston City			51-60	1	11.1%
Marion	1	11.1%	61-70		
Murphysboro			71-80		
West Frankfort			81+		
Trico	1	11.1%	Unk		
Feeder H.S. Total	4	44.4%	Total	9	100.0%
Agape Christian			Avg	27.9	
GED	1	11.1%	<21		
			>60		

Enrollments	
SP '13	13
SP '14	14
SP '15	12
SP '16	17
SP '17	16
SP '18	9



Graduates	
SP '13	-
SP '14	-
SP '15	-
SP '16	-
SP '17	-
SP '18	-



Demographics	Male						Female						Grand Total					
	Full-time		Part-time		Male Total		Full-time		Part-time		Female Total		Full-time		Part-time		Grand Total	
	#	%	#	%	#	%	#	%	#	%	#	%	#	%	#	%	#	%
Asian																		
American Indian / Alaskan Native																		
Black or African American																		
Hispanic							2	22.2%			2	22.2%	2	22.2%			2	22.2%
White	1	11.1%			1	11.1%	4	44.4%	2	22.2%	6	66.7%	5	55.6%	2	22.2%	7	77.8%
Native Hawaiian or Pacific Islander																		
Unknown																		
Totals	1	11.1%			1	11.1%	6	66.7%	2	22.2%	8	88.9%	7	77.8%	2	22.2%	9	100.0%

2-Year Associate in Applied Science

Drafting, CAD Technology

CIP Code: *15.1302*

Curriculum Code: *00DRT0008*



Drafting, CAD Technology

Summer 2017

CIP Code: 15.1302

Curriculum Code: 00DRT0008

Program: AAS

Total Enrollment: 1 100.0%

Male: 1 100.0%

FT: 1 100.0%

Avg Age: 23.7

Minority:

Female:

PT:

Feeder Enrl:

Feeder H.S. Enrollees

%

Carbondale		
Carterville		
Crab Orchard		
DuQuoin		
Elverado		
Herrin		
Johnston City		
Marion		
Murphysboro		
West Frankfort		
Trico		

Feeder H.S. Total

Agape Christian		
GED	1	100.0%

Age # %

< = 17		
18-20		
21-25	1	100.0%
26-30		
31-40		
41-50		
51-60		
61-70		
71-80		
81+		
Unk		

Total 1 100.0%

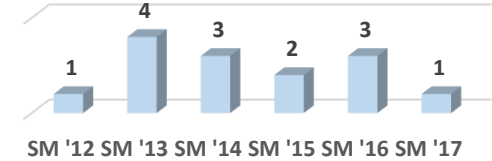
Avg 23.7

<21		
>60		

Enrollments

SM '12	1
SM '13	4
SM '14	3
SM '15	2
SM '16	3
SM '17	1

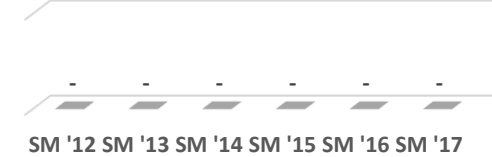
Enrollments



Graduates

SM '12	-
SM '13	-
SM '14	-
SM '15	-
SM '16	-
SM '17	-

Graduates



Demographics	Male						Female						Grand Total					
	Full-time		Part-time		Male Total		Full-time		Part-time		Female Total		Full-time		Part-time		Grand Total	
	#	%	#	%	#	%	#	%	#	%	#	%	#	%	#	%	#	%
Asian																		
American Indian / Alaskan Native																		
Black or African American																		
Hispanic																		
White	1	100.0%			1	100.0%							1	100.0%			1	100.0%
Native Hawaiian or Pacific Islander																		
Unknown																		
Totals	1	100.0%			1	100.0%							1	100.0%			1	100.0%



Drafting, CAD Technology

Fall 2017

CIP Code: 15.1302

Curriculum Code: 00DRT0008

Program: AAS

Total Enrollment: 2 100.0%

Male: 2 100.0%

FT: 1 50.0%

Avg Age: 27.2

Minority:

Female:

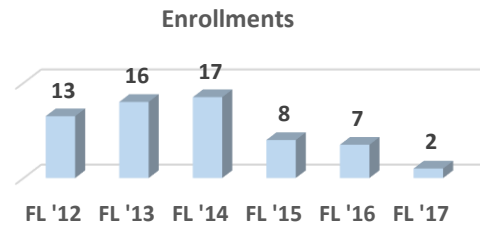
PT: 1 50.0%

Feeder Enrl: 1 50.0%

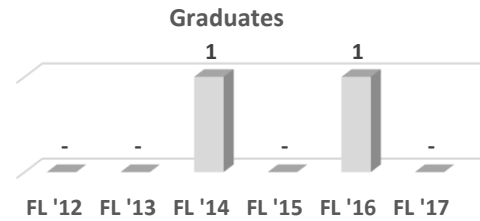
Feeder H.S. Enrollees	#	%
Carbondale	1	50.0%
Carterville		
Crab Orchard		
DuQuoin		
Elverado		
Herrin		
Johnston City		
Marion		
Murphysboro		
West Frankfort		
Trico		
Feeder H.S. Total	1	50.0%
Agape Christian		
GED	1	50.0%

Age	#	%
< = 17		
18-20		
21-25	1	50.0%
26-30	1	50.0%
31-40		
41-50		
51-60		
61-70		
71-80		
81+		
Unk		
Total	2	100.0%
Avg	27.2	
<21		
>60		

Enrollments	
FL '12	13
FL '13	16
FL '14	17
FL '15	8
FL '16	7
FL '17	2



Graduates	
FL '12	-
FL '13	-
FL '14	1
FL '15	-
FL '16	1
FL '17	-



Demographics	Male						Female						Grand Total					
	Full-time		Part-time		Male Total		Full-time		Part-time		Female Total		Full-time		Part-time		Grand Total	
	#	%	#	%	#	%	#	%	#	%	#	%	#	%	#	%	#	%
Asian																		
American Indian / Alaskan Native																		
Black or African American																		
Hispanic																		
White	1	50.0%	1	50.0%	2	100.0%							1	50.0%	1	50.0%	2	100.0%
Native Hawaiian or Pacific Islander																		
Unknown																		
Totals	1	50.0%	1	50.0%	2	100.0%							1	50.0%	1	50.0%	2	100.0%



Drafting, CAD Technology

Spring 2018

CIP Code: 15.1302

Curriculum Code: 00DRT0008

Program: AAS

Total Enrollment: 1 100.0%

Male: 1 100.0%

FT:

Avg Age: 24.3

Minority:

Female:

PT: 1 100.0%

Feeder Enrl:

Feeder H.S. Enrollees

%

Carbondale		
Carterville		
Crab Orchard		
DuQuoin		
Elverado		
Herrin		
Johnston City		
Marion		
Murphysboro		
West Frankfort		
Trico		

Feeder H.S. Total

Agape Christian		
GED	1	100.0%

Age

%

< = 17		
18-20		
21-25	1	100.0%
26-30		
31-40		
41-50		
51-60		
61-70		
71-80		
81+		
Unk		

Total 1 100.0%

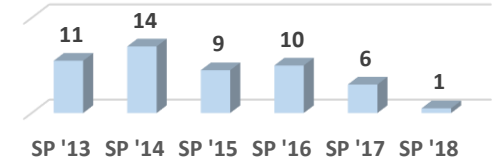
Avg 24.3

<21		
>60		

Enrollments

SP '13	11
SP '14	14
SP '15	9
SP '16	10
SP '17	6
SP '18	1

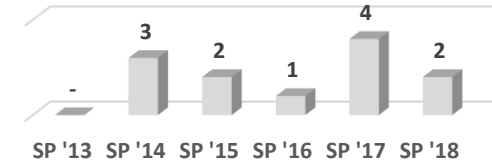
Enrollments



Graduates

SP '13	-
SP '14	3
SP '15	2
SP '16	1
SP '17	4
SP '18	2

Graduates



Demographics	Male						Female						Grand Total					
	Full-time		Part-time		Male Total		Full-time		Part-time		Female Total		Full-time		Part-time		Grand Total	
	#	%	#	%	#	%	#	%	#	%	#	%	#	%	#	%	#	%
Asian																		
American Indian / Alaskan Native																		
Black or African American																		
Hispanic																		
White			1	100.0%	1	100.0%									1	100.0%	1	100.0%
Native Hawaiian or Pacific Islander																		
Unknown																		
Totals			1	100.0%	1	100.0%									1	100.0%	1	100.0%

2-Year Associate in Applied Science

Early Childhood Education

CIP Code: *19.0709*

Curriculum Code: *ECE 0005*



Early Childhood Education

Summer 2017

CIP Code: 19.0709

Curriculum Code:

ECE 0005

Program:

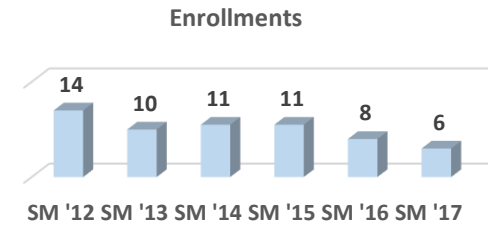
AAS

Total Enrollment:	6	100.0%	Male:		FT:	1	16.7%	Avg Age:	30.2		
Minority:	2	33.3%	Female:	6	100.0%	PT:	5	83.3%	Feeder Enrl:	3	50.0%

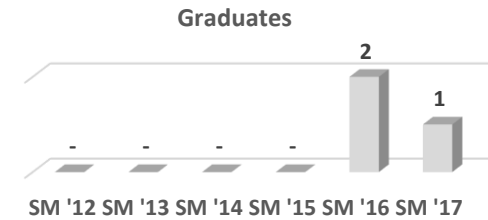
Feeder H.S. Enrollees	#	%
Carbondale	1	16.7%
Carterville		
Crab Orchard		
DuQuoin	1	16.7%
Elverado		
Herrin		
Johnston City		
Marion	1	16.7%
Murphysboro		
West Frankfort		
Trico		
Feeder H.S. Total	3	50.0%
Agape Christian		
GED	1	16.7%

Age	#	%
< = 17		
18-20	2	33.3%
21-25	1	16.7%
26-30		
31-40	2	33.3%
41-50	1	16.7%
51-60		
61-70		
71-80		
81+		
Unk		
Total	6	100.0%
Avg	30.2	
<21	2	33.3%
>60		

Enrollments	
SM '12	14
SM '13	10
SM '14	11
SM '15	11
SM '16	8
SM '17	6



Graduates	
SM '12	-
SM '13	-
SM '14	-
SM '15	-
SM '16	2
SM '17	1



Demographics	Male						Female						Grand Total					
	Full-time		Part-time		Male Total		Full-time		Part-time		Female Total		Full-time		Part-time		Grand Total	
	#	%	#	%	#	%	#	%	#	%	#	%	#	%	#	%	#	%
Asian									1	16.7%	1	16.7%			1	16.7%	1	16.7%
American Indian / Alaskan Native																		
Black or African American							1	16.7%			1	16.7%	1	16.7%			1	16.7%
Hispanic																		
White									3	50.0%	3	50.0%			3	50.0%	3	50.0%
Native Hawaiian or Pacific Islander																		
Unknown									1	16.7%	1	16.7%			1	16.7%	1	16.7%
Totals							1	16.7%	5	83.3%	6	100.0%	1	16.7%	5	83.3%	6	100.0%



Early Childhood Education

Fall 2017

CIP Code: 19.0709

Curriculum Code:

ECE 0005

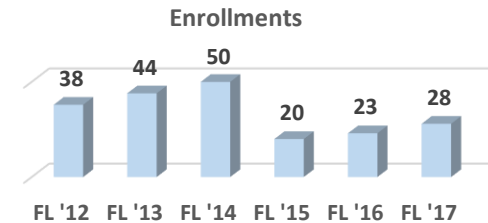
Program:

AAS

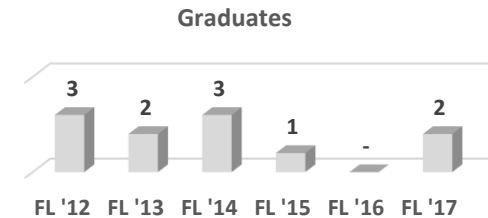
Total Enrollment:	28	100.0%	Male:	1	3.6%	FT:	16	57.1%	Avg Age:	28.0
Minority:	6	21.4%	Female:	27	96.4%	PT:	12	42.9%	Feeder Enrl:	17 60.7%

Feeder H.S. Enrollees	#	%	Age	#	%
Carbondale	3	10.7%	< = 17		
Carterville	3	10.7%	18-20	12	42.9%
Crab Orchard			21-25	6	21.4%
DuQuoin	1	3.6%	26-30	2	7.1%
Elverado	2	7.1%	31-40	3	10.7%
Herrin	3	10.7%	41-50	3	10.7%
Johnston City	1	3.6%	51-60	2	7.1%
Marion	1	3.6%	61-70		
Murphysboro			71-80		
West Frankfort	2	7.1%	81+		
Trico	1	3.6%	Unk		
Feeder H.S. Total	17	60.7%	Total	28	100.0%
Agape Christian			Avg	28.0	
GED	2	7.1%	<21	12	42.9%
			>60		

Enrollments	
FL '12	38
FL '13	44
FL '14	50
FL '15	20
FL '16	23
FL '17	28



Graduates	
FL '12	3
FL '13	2
FL '14	3
FL '15	1
FL '16	-
FL '17	2



Demographics	Male						Female						Grand Total					
	Full-time		Part-time		Male Total		Full-time		Part-time		Female Total		Full-time		Part-time		Grand Total	
	#	%	#	%	#	%	#	%	#	%	#	%	#	%	#	%	#	%
Asian									1	3.6%	1	3.6%			1	3.6%	1	3.6%
American Indian / Alaskan Native																		
Black or African American	1	3.6%			1	3.6%	2	7.1%	2	7.1%	4	14.3%	3	10.7%	2	7.1%	5	17.9%
Hispanic																		
White							11	39.3%	9	32.1%	20	71.4%	11	39.3%	9	32.1%	20	71.4%
Native Hawaiian or Pacific Islander																		
Unknown							2	7.1%			2	7.1%	2	7.1%			2	7.1%
Totals	1	3.6%			1	3.6%	15	53.6%	12	42.9%	27	96.4%	16	57.1%	12	42.9%	28	100.0%



Early Childhood Education

Spring 2018

CIP Code: 19.0709

Curriculum Code:

ECE 0005

Program:

AAS

Total Enrollment: 25 100.0%
Minority: 4 16.0%

Male:
Female: 25 100.0%

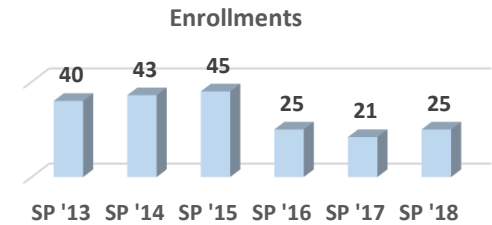
FT: 11 44.0%
PT: 14 56.0%

Avg Age: 28.3
Feeder Enrl: 15 60.0%

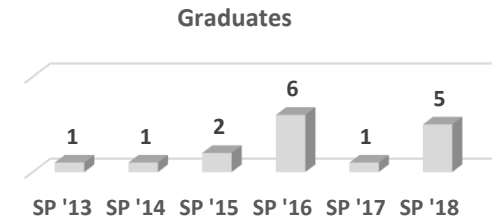
Feeder H.S. Enrollees	#	%
Carbondale	1	4.0%
Carterville	2	8.0%
Crab Orchard		
DuQuoin	1	4.0%
Elverado	1	4.0%
Herrin	3	12.0%
Johnston City	1	4.0%
Marion	3	12.0%
Murphysboro	1	4.0%
West Frankfort	1	4.0%
Trico	1	4.0%
Feeder H.S. Total	15	60.0%
Agape Christian		
GED	2	8.0%

Age	#	%
< = 17		
18-20	9	36.0%
21-25	8	32.0%
26-30	2	8.0%
31-40	1	4.0%
41-50	2	8.0%
51-60	3	12.0%
61-70		
71-80		
81+		
Unk		
Total	25	100.0%
Avg	28.3	
<21	9	36.0%
>60		

Enrollments	
SP '13	40
SP '14	43
SP '15	45
SP '16	25
SP '17	21
SP '18	25



Graduates	
SP '13	1
SP '14	1
SP '15	2
SP '16	6
SP '17	1
SP '18	5



Demographics	Male						Female						Grand Total					
	Full-time		Part-time		Male Total		Full-time		Part-time		Female Total		Full-time		Part-time		Grand Total	
	#	%	#	%	#	%	#	%	#	%	#	%	#	%	#	%	#	%
Asian									1	4.0%	1	4.0%			1	4.0%	1	4.0%
American Indian / Alaskan Native																		
Black or African American									3	12.0%	3	12.0%			3	12.0%	3	12.0%
Hispanic																		
White							9	36.0%	10	40.0%	19	76.0%	9	36.0%	10	40.0%	19	76.0%
Native Hawaiian or Pacific Islander																		
Unknown							2	8.0%			2	8.0%	2	8.0%			2	8.0%
Totals							11	44.0%	14	56.0%	25	100.0%	11	44.0%	14	56.0%	25	100.0%

2-Year Associate in Applied Science

Electrical Construction Technology

CIP Code: **46.0302**

Curriculum Code: **00ELT1020**



Electrical Construction Technology

Summer 2017

CIP Code: 46.0302

Curriculum Code:

00ELT1020

Program:

AAS

Total Enrollment: 1 100.0%

Male: 1 100.0%

FT:

Avg Age: 33.1

Minority:

Female:

PT: 1 100.0%

Feeder Enrl:

Feeder H.S. Enrollees

%

Carbondale	
Carterville	
Crab Orchard	
DuQuoin	
Elverado	
Herrin	
Johnston City	
Marion	
Murphysboro	
West Frankfort	
Trico	

Feeder H.S. Total

Agape Christian
GED

Age

%

< = 17	
18-20	
21-25	
26-30	
31-40	1 100.0%
41-50	
51-60	
61-70	
71-80	
81+	
Unk	

Total 1 100.0%


Avg 33.1

<21
>60

Enrollments

SM '12	1
SM '13	-
SM '14	-
SM '15	-
SM '16	1
SM '17	1

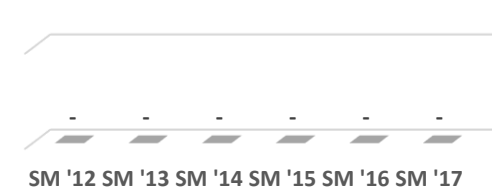
Enrollments



Graduates

SM '12	-
SM '13	-
SM '14	-
SM '15	-
SM '16	-
SM '17	-

Graduates



Demographics	Male						Female						Grand Total					
	Full-time		Part-time		Male Total		Full-time		Part-time		Female Total		Full-time		Part-time		Grand Total	
	#	%	#	%	#	%	#	%	#	%	#	%	#	%	#	%	#	%
Asian																		
American Indian / Alaskan Native																		
Black or African American																		
Hispanic																		
White			1	100.0%	1	100.0%									1	100.0%	1	100.0%
Native Hawaiian or Pacific Islander																		
Unknown																		
Totals			1	100.0%	1	100.0%									1	100.0%	1	100.0%



Electrical Construction Technology

Fall 2017

CIP Code: 46.0302

Curriculum Code:

00ELT1020

Program:

AAS

Total Enrollment: 1 100.0%

Male: 1 100.0%

FT:

Avg Age: 33.2

Minority:

Female:

PT:

1 100.0%

Feeder Enrl:

Feeder H.S. Enrollees

%

Carbondale	
Carterville	
Crab Orchard	
DuQuoin	
Elverado	
Herrin	
Johnston City	
Marion	
Murphysboro	
West Frankfort	
Trico	

Feeder H.S. Total

Agape Christian
GED

Age

%

< = 17	
18-20	
21-25	
26-30	
31-40	1 100.0%
41-50	
51-60	
61-70	
71-80	
81+	
Unk	

Total 1 100.0%


Avg 33.2

<21
>60

Enrollments

FL '12	29
FL '13	22
FL '14	-
FL '15	-
FL '16	3
FL '17	1

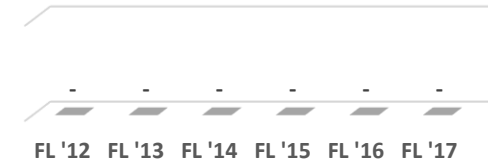
Enrollments



Graduates

FL '12	-
FL '13	-
FL '14	-
FL '15	-
FL '16	-
FL '17	-

Graduates



Demographics	Male						Female						Grand Total					
	Full-time		Part-time		Male Total		Full-time		Part-time		Female Total		Full-time		Part-time		Grand Total	
	#	%	#	%	#	%	#	%	#	%	#	%	#	%	#	%	#	%
Asian																		
American Indian / Alaskan Native																		
Black or African American																		
Hispanic																		
White			1	100.0%	1	100.0%									1	100.0%	1	100.0%
Native Hawaiian or Pacific Islander																		
Unknown																		
Totals			1	100.0%	1	100.0%									1	100.0%	1	100.0%



Electrical Construction Technology

Spring 2018

CIP Code: 46.0302

Curriculum Code:

00ELT1020

Program:

AAS

Total Enrollment:

Male:

FT:

Avg Age:

Minority:

Female:

PT:

Feeder Enrl:

Feeder H.S. Enrollees

#

%

Carbondale	
Carterville	
Crab Orchard	
DuQuoin	
Elverado	
Herrin	
Johnston City	
Marion	
Murphysboro	
West Frankfort	
Trico	

Feeder H.S. Total

Agape Christian
GED

Age

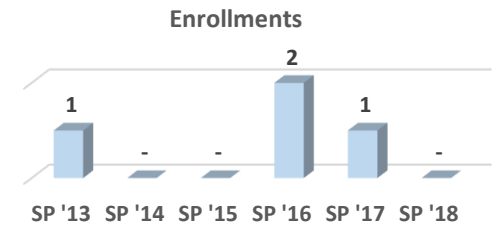
#

%

< = 17	
18-20	
21-25	
26-30	
31-40	
41-50	
51-60	
61-70	
71-80	
81+	
Unk	
Total	
Avg	
<21	
>60	

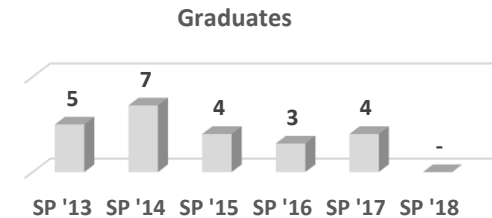
Enrollments

SP '13	1
SP '14	-
SP '15	-
SP '16	2
SP '17	1
SP '18	-



Graduates

SP '13	5
SP '14	7
SP '15	4
SP '16	3
SP '17	4
SP '18	-



Demographics	Male						Female						Grand Total					
	Full-time		Part-time		Male Total		Full-time		Part-time		Female Total		Full-time		Part-time		Grand Total	
	#	%	#	%	#	%	#	%	#	%	#	%	#	%	#	%	#	%
Asian																		
American Indian / Alaskan Native																		
Black or African American																		
Hispanic																		
White																		
Native Hawaiian or Pacific Islander																		
Unknown																		
Totals																		

2-Year Associate in Applied Science

Electrical Engineering Technology

CIP Code: *15.0303*

Curriculum Code: *ELT 3012*



Electrical Engineering Technology

Summer 2017

CIP Code: 15.0303

Curriculum Code:

ELT 3012

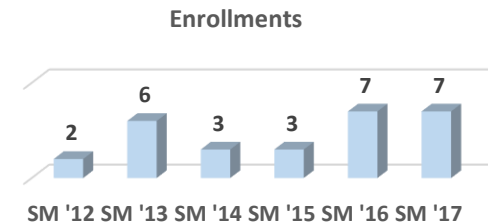
Program:

AAS

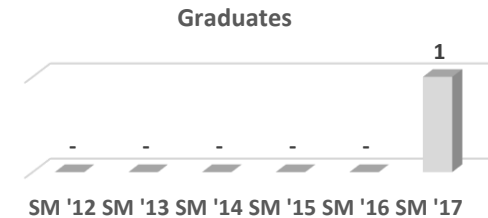
Total Enrollment:	7	100.0%	Male:	7	100.0%	FT:	4	57.1%	Avg Age:	30.3
Minority:	1	14.3%	Female:			PT:	3	42.9%	Feeder Enrl:	2 28.6%

Feeder H.S. Enrollees	#	%	Age	#	%
Carbondale			< = 17		
Carterville			18-20	1	14.3%
Crab Orchard			21-25	1	14.3%
DuQuoin			26-30	2	28.6%
Elverado			31-40	2	28.6%
Herrin			41-50	1	14.3%
Johnston City			51-60		
Marion	1	14.3%	61-70		
Murphysboro			71-80		
West Frankfort	1	14.3%	81+		
Trico			Unk		
Feeder H.S. Total	2	28.6%	Total	7	100.0%
Agape Christian			Avg	30.3	
GED			<21	1	14.3%
			>60		

Enrollments	
SM '12	2
SM '13	6
SM '14	3
SM '15	3
SM '16	7
SM '17	7



Graduates	
SM '12	-
SM '13	-
SM '14	-
SM '15	-
SM '16	-
SM '17	1



Demographics	Male						Female						Grand Total					
	Full-time		Part-time		Male Total		Full-time		Part-time		Female Total		Full-time		Part-time		Grand Total	
	#	%	#	%	#	%	#	%	#	%	#	%	#	%	#	%	#	%
Asian																		
American Indian / Alaskan Native																		
Black or African American	1	14.3%			1	14.3%							1	14.3%			1	14.3%
Hispanic																		
White	3	42.9%	3	42.9%	6	85.7%							3	42.9%	3	42.9%	6	85.7%
Native Hawaiian or Pacific Islander																		
Unknown																		
Totals	4	57.1%	3	42.9%	7	100.0%							4	57.1%	3	42.9%	7	100.0%



Electrical Engineering Technology

Fall 2017

CIP Code: 15.0303

Curriculum Code:

ELT 3012

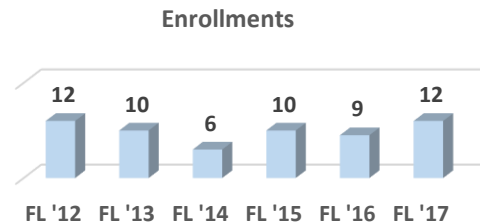
Program:

AAS

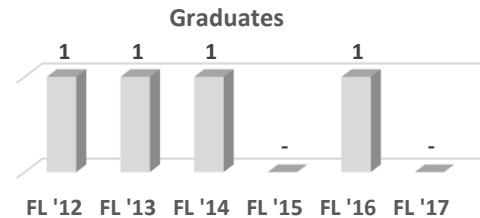
Total Enrollment:	12	100.0%	Male:	9	75.0%	FT:	7	58.3%	Avg Age:	29.9
Minority:	1	8.3%	Female:	3	25.0%	PT:	5	41.7%	Feeder Enrl:	5 41.7%

Feeder H.S. Enrollees	#	%	Age	#	%
Carbondale			< = 17		
Carterville			18-20	2	16.7%
Crab Orchard			21-25	2	16.7%
DuQuoin			26-30	2	16.7%
Elverado			31-40	4	33.3%
Herrin	1	8.3%	41-50	1	8.3%
Johnston City			51-60		
Marion	2	16.7%	61-70		
Murphysboro			71-80		
West Frankfort	1	8.3%	81+		
Trico	1	8.3%	Unk	1	8.3%
Feeder H.S. Total	5	41.7%	Total	12	100.0%
Agape Christian			Avg	29.9	
GED	1	8.3%	<21	2	16.7%
			>60		

Enrollments	
FL '12	12
FL '13	10
FL '14	6
FL '15	10
FL '16	9
FL '17	12



Graduates	
FL '12	1
FL '13	1
FL '14	1
FL '15	-
FL '16	1
FL '17	-



Demographics	Male						Female						Grand Total					
	Full-time		Part-time		Male Total		Full-time		Part-time		Female Total		Full-time		Part-time		Grand Total	
	#	%	#	%	#	%	#	%	#	%	#	%	#	%	#	%	#	%
Asian																		
American Indian / Alaskan Native																		
Black or African American			1	8.3%	1	8.3%									1	8.3%	1	8.3%
Hispanic																		
White	7	58.3%	1	8.3%	8	66.7%			3	25.0%	3	25.0%	7	58.3%	4	33.3%	11	91.7%
Native Hawaiian or Pacific Islander																		
Unknown																		
Totals	7	58.3%	2	16.7%	9	75.0%			3	25.0%	3	25.0%	7	58.3%	5	41.7%	12	100.0%



Electrical Engineering Technology

Spring 2018

CIP Code: 15.0303

Curriculum Code:

ELT 3012

Program:

AAS

Total Enrollment: 13 100.0%
Minority: 3 23.1%

Male: 11 84.6%
Female: 2 15.4%

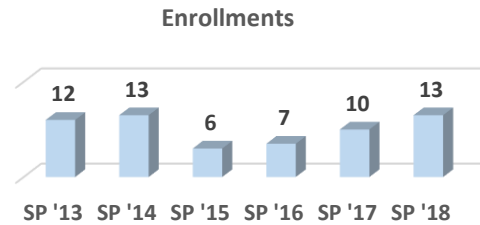
FT: 8 61.5%
PT: 5 38.5%

Avg Age: 30.6
Feeder Enrl: 4 30.8%

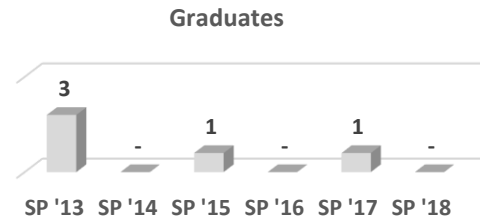
Feeder H.S. Enrollees	#	%
Carbondale		
Carterville		
Crab Orchard		
DuQuoin		
Elverado		
Herrin		
Johnston City		
Marion	1	7.7%
Murphysboro	3	23.1%
West Frankfort		
Trico		
Feeder H.S. Total	4	30.8%
Agape Christian		
GED	1	7.7%

Age	#	%
< = 17		
18-20	3	23.1%
21-25	4	30.8%
26-30	5	38.5%
31-40	1	7.7%
41-50		
51-60		
61-70		
71-80		
81+		
Unk		
Total	13	100.0%
Avg	30.6	
<21	3	23.1%
>60		

Enrollments	
SP '13	12
SP '14	13
SP '15	6
SP '16	7
SP '17	10
SP '18	13



Graduates	
SP '13	3
SP '14	-
SP '15	1
SP '16	-
SP '17	1
SP '18	-



Demographics	Male						Female						Grand Total					
	Full-time		Part-time		Male Total		Full-time		Part-time		Female Total		Full-time		Part-time		Grand Total	
	#	%	#	%	#	%	#	%	#	%	#	%	#	%	#	%	#	%
Asian			1	7.7%	1	7.7%									1	7.7%	1	7.7%
American Indian / Alaskan Native																		
Black or African American	2	15.4%			2	15.4%							2	15.4%			2	15.4%
Hispanic																		
White	6	46.2%	2	15.4%	8	61.5%			1	7.7%	1	7.7%	6	46.2%	3	23.1%	9	69.2%
Native Hawaiian or Pacific Islander																		
Unknown									1	7.7%	1	7.7%			1	7.7%	1	7.7%
Totals	8	61.5%	3	23.1%	11	84.6%			2	15.4%	2	15.4%	8	61.5%	5	38.5%	13	100.0%

2-Year Associate in Applied Science

Electronics Technology

CIP Code: *15.0303*

Curriculum Code: *00ELT3010*



Electronics Technology

Summer 2017

CIP Code: 15.0303

Curriculum Code: 00ELT3010

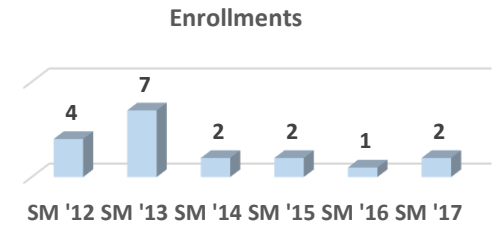
Program: AAS

Total Enrollment:	2	100.0%	Male:	2	100.0%	FT:		Avg Age:	27.4		
Minority:	1	50.0%	Female:			PT:	2	100.0%	Feeder Enrl:	1	50.0%

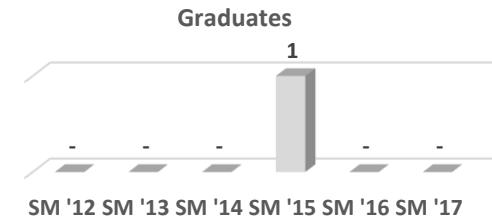
Feeder H.S. Enrollees	#	%
Carbondale		
Carterville		
Crab Orchard		
DuQuoin		
Elverado		
Herrin	1	50.0%
Johnston City		
Marion		
Murphysboro		
West Frankfort		
Trico		
Feeder H.S. Total	1	50.0%
Agape Christian		
GED	1	50.0%

Age	#	%
< = 17		
18-20	1	50.0%
21-25		
26-30		
31-40	1	50.0%
41-50		
51-60		
61-70		
71-80		
81+		
Unk		
Total	2	100.0%
Avg	27.4	
<21	1	50.0%
>60		

Enrollments	
SM '12	4
SM '13	7
SM '14	2
SM '15	2
SM '16	1
SM '17	2



Graduates	
SM '12	-
SM '13	-
SM '14	-
SM '15	1
SM '16	-
SM '17	-



Demographics	Male						Female						Grand Total					
	Full-time		Part-time		Male Total		Full-time		Part-time		Female Total		Full-time		Part-time		Grand Total	
	#	%	#	%	#	%	#	%	#	%	#	%	#	%	#	%	#	%
Asian																		
American Indian / Alaskan Native																		
Black or African American			1	50.0%	1	50.0%									1	50.0%	1	50.0%
Hispanic																		
White																		
Native Hawaiian or Pacific Islander																		
Unknown			1	50.0%	1	50.0%									1	50.0%	1	50.0%
Totals			2	100.0%	2	100.0%									2	100.0%	2	100.0%



Electronics Technology

Fall 2017

CIP Code: 15.0303

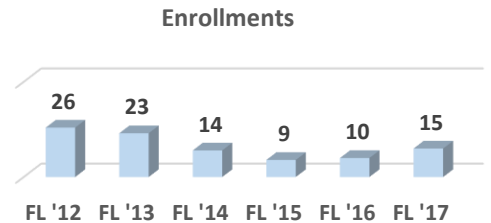
Curriculum Code: 00ELT3010

Program: AAS

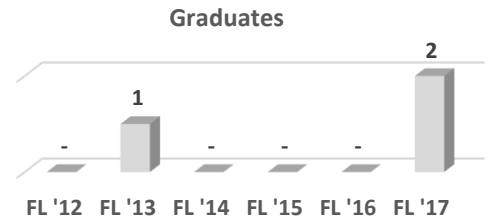
Total Enrollment:	15	100.0%	Male:	14	93.3%	FT:	10	66.7%	Avg Age:	26.6
Minority:	2	13.3%	Female:	1	6.7%	PT:	5	33.3%	Feeder Enrl:	5 33.3%

Feeder H.S. Enrollees	#	%	Age	#	%
Carbondale			< = 17		
Carterville	1	6.7%	18-20	4	26.7%
Crab Orchard			21-25	4	26.7%
DuQuoin			26-30	5	33.3%
Elverado			31-40		
Herrin	1	6.7%	41-50	2	13.3%
Johnston City	1	6.7%	51-60		
Marion			61-70		
Murphysboro			71-80		
West Frankfort	2	13.3%	81+		
Trico			Unk		
Feeder H.S. Total	5	33.3%	Total	15	100.0%
Agape Christian			Avg	26.6	
GED	2	13.3%	<21	4	26.7%
			>60		

Enrollments	
FL '12	26
FL '13	23
FL '14	14
FL '15	9
FL '16	10
FL '17	15



Graduates	
FL '12	-
FL '13	1
FL '14	-
FL '15	-
FL '16	-
FL '17	2



Demographics	Male						Female						Grand Total					
	Full-time		Part-time		Male Total		Full-time		Part-time		Female Total		Full-time		Part-time		Grand Total	
	#	%	#	%	#	%	#	%	#	%	#	%	#	%	#	%	#	%
Asian																		
American Indian / Alaskan Native																		
Black or African American	2	13.3%			2	13.3%							2	13.3%			2	13.3%
Hispanic																		
White	6	40.0%	5	33.3%	11	73.3%	1	6.7%			1	6.7%	7	46.7%	5	33.3%	12	80.0%
Native Hawaiian or Pacific Islander																		
Unknown	1	6.7%			1	6.7%							1	6.7%			1	6.7%
Totals	9	60.0%	5	33.3%	14	93.3%	1	6.7%			1	6.7%	10	66.7%	5	33.3%	15	100.0%



Electronics Technology

Spring 2018

CIP Code: 15.0303

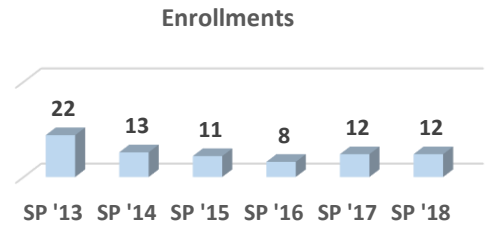
Curriculum Code: 00ELT3010

Program: AAS

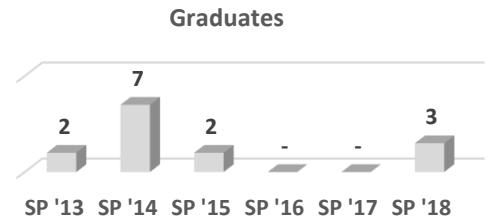
Total Enrollment:	12	100.0%	Male:	11	91.7%	FT:	6	50.0%	Avg Age:	29.7
Minority:	1	8.3%	Female:	1	8.3%	PT:	6	50.0%	Feeder Enrl:	3 25.0%

Feeder H.S. Enrollees	#	%	Age	#	%
Carbondale	1	8.3%	< = 17	1	8.3%
Carterville	1	8.3%	18-20	5	41.7%
Crab Orchard	1	8.3%	21-25	2	16.7%
DuQuoin	1	8.3%	26-30	1	8.3%
Elverado	1	8.3%	31-40	3	25.0%
Herrin	1	8.3%	41-50	1	8.3%
Johnston City	1	8.3%	51-60	1	8.3%
Marion	1	8.3%	61-70	1	8.3%
Murphysboro	1	8.3%	71-80	1	8.3%
West Frankfort	1	8.3%	81+	1	8.3%
Trico	1	8.3%	Unk	1	8.3%
Feeder H.S. Total	3	25.0%	Total	12	100.0%
Agape Christian	2	16.7%	Avg	29.7	
GED	2	16.7%	<21	1	8.3%
			>60		

Enrollments	
SP '13	22
SP '14	13
SP '15	11
SP '16	8
SP '17	12
SP '18	12



Graduates	
SP '13	2
SP '14	7
SP '15	2
SP '16	-
SP '17	-
SP '18	3



Demographics	Male						Female						Grand Total					
	Full-time		Part-time		Male Total		Full-time		Part-time		Female Total		Full-time		Part-time		Grand Total	
	#	%	#	%	#	%	#	%	#	%	#	%	#	%	#	%	#	%
Asian																		
American Indian / Alaskan Native																		
Black or African American	1	8.3%			1	8.3%							1	8.3%			1	8.3%
Hispanic																		
White	4	33.3%	6	50.0%	10	83.3%	1	8.3%			1	8.3%	5	41.7%	6	50.0%	11	91.7%
Native Hawaiian or Pacific Islander																		
Unknown																		
Totals	5	41.7%	6	50.0%	11	91.7%	1	8.3%			1	8.3%	6	50.0%	6	50.0%	12	100.0%

2-Year Associate in Applied Science

Emergency Medical Services

CIP Code: 51.0904

Curriculum Code: EMS 0101



Emergency Medical Services

Summer 2017

CIP Code: 51.0904

Curriculum Code:

EMS 0101

Program:

AAS

Total Enrollment: 11 100.0%

Male: 7 63.6%

FT: 8 72.7%

Avg Age: 29.3

Minority:

Female: 4 36.4%

PT: 3 27.3%

Feeder Enrl: 3 27.3%

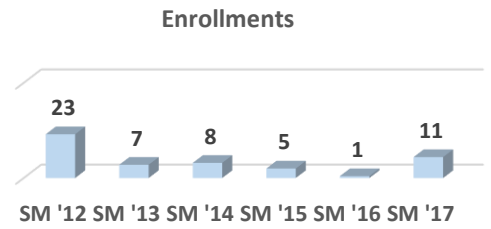
Feeder H.S. Enrollees

#	%
Carbondale	1 9.1%
Carterville	
Crab Orchard	
DuQuoin	
Elverado	
Herrin	
Johnston City	1 9.1%
Marion	1 9.1%
Murphysboro	
West Frankfort	
Trico	
Feeder H.S. Total	3 27.3%
Agape Christian	
GED	

Age	#	%
< = 17		
18-20	1	9.1%
21-25	3	27.3%
26-30	4	36.4%
31-40	2	18.2%
41-50		
51-60	1	9.1%
61-70		
71-80		
81+		
Unk		
Total	11	100.0%
Avg	29.3	
<21	1	9.1%
>60		

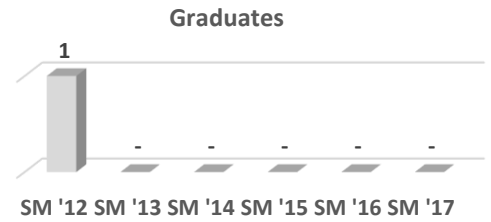
Enrollments

SM '12	23
SM '13	7
SM '14	8
SM '15	5
SM '16	1
SM '17	11



Graduates

SM '12	1
SM '13	-
SM '14	-
SM '15	-
SM '16	-
SM '17	-



Demographics	Male						Female						Grand Total					
	Full-time		Part-time		Male Total		Full-time		Part-time		Female Total		Full-time		Part-time		Grand Total	
	#	%	#	%	#	%	#	%	#	%	#	%	#	%	#	%	#	%
Asian																		
American Indian / Alaskan Native																		
Black or African American																		
Hispanic																		
White	5	45.5%	2	18.2%	7	63.6%	3	27.3%	1	9.1%	4	36.4%	8	72.7%	3	27.3%	11	100.0%
Native Hawaiian or Pacific Islander																		
Unknown																		
Totals	5	45.5%	2	18.2%	7	63.6%	3	27.3%	1	9.1%	4	36.4%	8	72.7%	3	27.3%	11	100.0%



Emergency Medical Services

Fall 2017

CIP Code: 51.0904

Curriculum Code:

EMS 0101

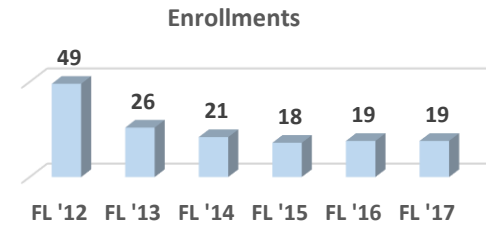
Program:

AAS

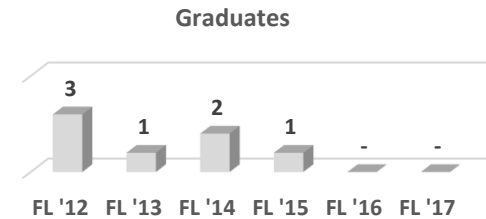
Total Enrollment:	19	100.0%	Male:	14	73.7%	FT:	9	47.4%	Avg Age:	28.8
Minority:	1	5.3%	Female:	5	26.3%	PT:	10	52.6%	Feeder Enrl:	9 47.4%

Feeder H.S. Enrollees	#	%	Age	#	%
Carbondale	1	5.3%	< = 17		
Carterville			18-20	5	26.3%
Crab Orchard			21-25	6	31.6%
DuQuoin			26-30	4	21.1%
Elverado			31-40	1	5.3%
Herrin	2	10.5%	41-50	2	10.5%
Johnston City			51-60		
Marion	1	5.3%	61-70	1	5.3%
Murphysboro	2	10.5%	71-80		
West Frankfort	3	15.8%	81+		
Trico			Unk		
Feeder H.S. Total	9	47.4%	Total	19	100.0%
Agape Christian			Avg	28.8	
GED			<21	5	26.3%
			>60	1	5.3%

Enrollments	
FL '12	49
FL '13	26
FL '14	21
FL '15	18
FL '16	19
FL '17	19



Graduates	
FL '12	3
FL '13	1
FL '14	2
FL '15	1
FL '16	-
FL '17	-



Demographics	Male						Female						Grand Total					
	Full-time		Part-time		Male Total		Full-time		Part-time		Female Total		Full-time		Part-time		Grand Total	
	#	%	#	%	#	%	#	%	#	%	#	%	#	%	#	%	#	%
Asian																		
American Indian / Alaskan Native																		
Black or African American			1	5.3%	1	5.3%									1	5.3%	1	5.3%
Hispanic																		
White	7	36.8%	6	31.6%	13	68.4%	2	10.5%	3	15.8%	5	26.3%	9	47.4%	9	47.4%	18	94.7%
Native Hawaiian or Pacific Islander																		
Unknown																		
Totals	7	36.8%	7	36.8%	14	73.7%	2	10.5%	3	15.8%	5	26.3%	9	47.4%	10	52.6%	19	100.0%



Emergency Medical Services

Spring 2018

CIP Code: 51.0904

Curriculum Code:

EMS 0101

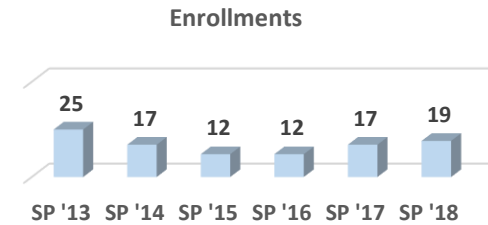
Program:

AAS

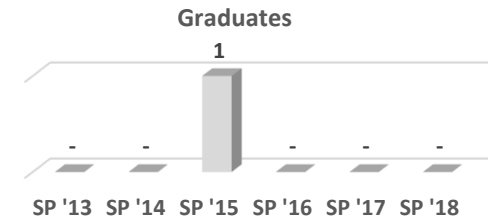
Total Enrollment:	19	100.0%	Male:	14	73.7%	FT:	16	84.2%	Avg Age:	30.5
Minority:	3	15.8%	Female:	5	26.3%	PT:	3	15.8%	Feeder Enrl:	11 57.9%

Feeder H.S. Enrollees	#	%	Age	#	%
Carbondale	2	10.5%	< = 17		
Carterville	1	5.3%	18-20	4	21.1%
Crab Orchard			21-25	4	21.1%
DuQuoin			26-30	5	26.3%
Elverado	1	5.3%	31-40	3	15.8%
Herrin	2	10.5%	41-50	2	10.5%
Johnston City			51-60		
Marion	3	15.8%	61-70	1	5.3%
Murphysboro	1	5.3%	71-80		
West Frankfort	1	5.3%	81+		
Trico			Unk		
Feeder H.S. Total	11	57.9%	Total	19	100.0%
Agape Christian			Avg	30.5	
GED			<21	4	21.1%
			>60	1	5.3%

Enrollments	
SP '13	25
SP '14	17
SP '15	12
SP '16	12
SP '17	17
SP '18	19



Graduates	
SP '13	-
SP '14	-
SP '15	1
SP '16	-
SP '17	-
SP '18	-



Demographics	Male						Female						Grand Total					
	Full-time		Part-time		Male Total		Full-time		Part-time		Female Total		Full-time		Part-time		Grand Total	
	#	%	#	%	#	%	#	%	#	%	#	%	#	%	#	%	#	%
Asian																		
American Indian / Alaskan Native	1	5.3%			1	5.3%							1	5.3%			1	5.3%
Black or African American							1	5.3%	1	5.3%	2	10.5%	1	5.3%	1	5.3%	2	10.5%
Hispanic																		
White	11	57.9%	1	5.3%	12	63.2%	2	10.5%	1	5.3%	3	15.8%	13	68.4%	2	10.5%	15	78.9%
Native Hawaiian or Pacific Islander																		
Unknown	1	5.3%			1	5.3%							1	5.3%			1	5.3%
Totals	13	68.4%	1	5.3%	14	73.7%	3	15.8%	2	10.5%	5	26.3%	16	84.2%	3	15.8%	19	100.0%

2-Year Associate in Applied Science

Graphics Design

CIP Code: *50.0409*

Curriculum Code: *GRD 2004*



Graphics Design

CIP Code: 50.0409

Curriculum Code:

GRD 2004

Program:

AAS

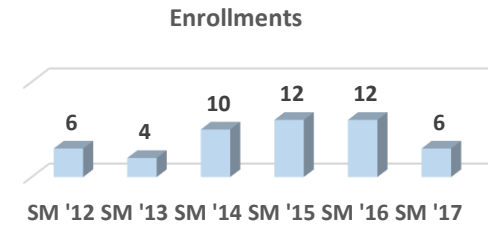
Summer 2017

Total Enrollment:	6	100.0%	Male:	3	50.0%	FT:	3	50.0%	Avg Age:	22.0
Minority:	1	16.7%	Female:	3	50.0%	PT:	3	50.0%	Feeder Enrl:	3 50.0%

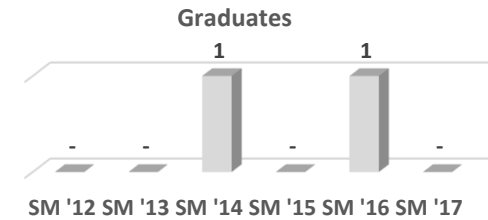
Feeder H.S. Enrollees	#	%
Carbondale	1	16.7%
Carterville		
Crab Orchard		
DuQuoin	1	16.7%
Elverado		
Herrin		
Johnston City		
Marion	1	16.7%
Murphysboro		
West Frankfort		
Trico		
Feeder H.S. Total	3	50.0%
Agape Christian		
GED	1	16.7%

Age	#	%
< = 17		
18-20	2	33.3%
21-25	4	66.7%
26-30		
31-40		
41-50		
51-60		
61-70		
71-80		
81+		
Unk		
Total	6	100.0%
Avg	22.0	
<21	2	33.3%
>60		

Enrollments	
SM '12	6
SM '13	4
SM '14	10
SM '15	12
SM '16	12
SM '17	6



Graduates	
SM '12	-
SM '13	-
SM '14	1
SM '15	-
SM '16	1
SM '17	-



Demographics	Male						Female						Grand Total					
	Full-time		Part-time		Male Total		Full-time		Part-time		Female Total		Full-time		Part-time		Grand Total	
	#	%	#	%	#	%	#	%	#	%	#	%	#	%	#	%	#	%
Asian																		
American Indian / Alaskan Native																		
Black or African American	1	16.7%			1	16.7%							1	16.7%			1	16.7%
Hispanic																		
White			2	33.3%	2	33.3%	2	33.3%	1	16.7%	3	50.0%	2	33.3%	3	50.0%	5	83.3%
Native Hawaiian or Pacific Islander																		
Unknown																		
Totals	1	16.7%	2	33.3%	3	50.0%	2	33.3%	1	16.7%	3	50.0%	3	50.0%	3	50.0%	6	100.0%



Graphics Design

CIP Code: 50.0409

Curriculum Code:

GRD 2004

Program:

AAS

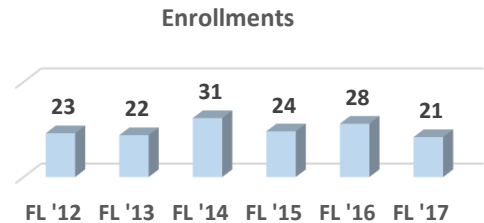
Fall 2017

Total Enrollment:	21	100.0%	Male:	8	38.1%	FT:	13	61.9%	Avg Age:	25.3
Minority:	3	14.3%	Female:	13	61.9%	PT:	8	38.1%	Feeder Enrl:	10 47.6%

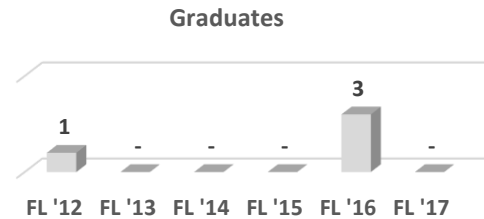
Feeder H.S. Enrollees	#	%
Carbondale	1	4.8%
Carterville		
Crab Orchard	1	4.8%
DuQuoin		
Elverado	1	4.8%
Herrin	3	14.3%
Johnston City		
Marion	4	19.0%
Murphysboro		
West Frankfort		
Trico		
Feeder H.S. Total	10	47.6%
Agape Christian	1	4.8%
GED	3	14.3%

Age	#	%
< = 17		
18-20	10	47.6%
21-25	5	23.8%
26-30	3	14.3%
31-40	1	4.8%
41-50	1	4.8%
51-60	1	4.8%
61-70		
71-80		
81+		
Unk		
Total	21	100.0%
Avg	25.3	
<21	10	47.6%
>60		

Enrollments	
FL '12	23
FL '13	22
FL '14	31
FL '15	24
FL '16	28
FL '17	21



Graduates	
FL '12	1
FL '13	-
FL '14	-
FL '15	-
FL '16	3
FL '17	-



Demographics	Male						Female						Grand Total					
	Full-time		Part-time		Male Total		Full-time		Part-time		Female Total		Full-time		Part-time		Grand Total	
	#	%	#	%	#	%	#	%	#	%	#	%	#	%	#	%	#	%
Asian							1	4.8%			1	4.8%	1	4.8%			1	4.8%
American Indian / Alaskan Native																		
Black or African American									1	4.8%	1	4.8%			1	4.8%	1	4.8%
Hispanic	1	4.8%			1	4.8%							1	4.8%			1	4.8%
White	3	14.3%	3	14.3%	6	28.6%	5	23.8%	3	14.3%	8	38.1%	8	38.1%	6	28.6%	14	66.7%
Native Hawaiian or Pacific Islander																		
Unknown	1	4.8%			1	4.8%	2	9.5%	1	4.8%	3	14.3%	3	14.3%	1	4.8%	4	19.0%
Totals	5	23.8%	3	14.3%	8	38.1%	8	38.1%	5	23.8%	13	61.9%	13	61.9%	8	38.1%	21	100.0%



Graphics Design

CIP Code: 50.0409

Curriculum Code:

GRD 2004

Program:

AAS

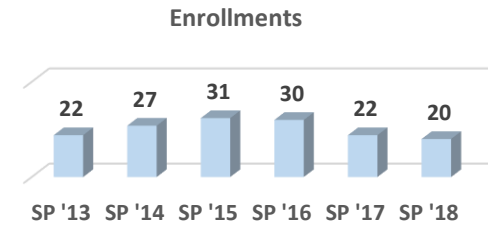
Spring 2018

Total Enrollment:	20	100.0%	Male:	9	45.0%	FT:	9	45.0%	Avg Age:	24.2
Minority:	4	20.0%	Female:	11	55.0%	PT:	11	55.0%	Feeder Enrl:	10 50.0%

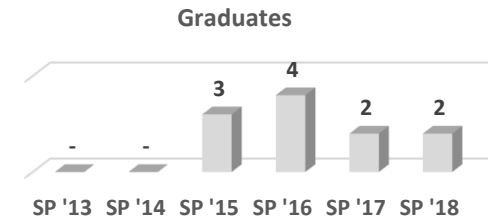
Feeder H.S. Enrollees	#	%
Carbondale	2	10.0%
Carterville		
Crab Orchard	1	5.0%
DuQuoin		
Elverado	1	5.0%
Herrin	2	10.0%
Johnston City		
Marion	4	20.0%
Murphysboro		
West Frankfort		
Trico		
Feeder H.S. Total	10	50.0%
Agape Christian		
GED	1	5.0%

Age	#	%
< = 17		
18-20	11	55.0%
21-25	5	25.0%
26-30	2	10.0%
31-40		
41-50	1	5.0%
51-60	1	5.0%
61-70		
71-80		
81+		
Unk		
Total	20	100.0%
Avg	24.2	
<21	11	55.0%
>60		

Enrollments	
SP '13	22
SP '14	27
SP '15	31
SP '16	30
SP '17	22
SP '18	20



Graduates	
SP '13	-
SP '14	-
SP '15	3
SP '16	4
SP '17	2
SP '18	2



Demographics	Male						Female						Grand Total					
	Full-time		Part-time		Male Total		Full-time		Part-time		Female Total		Full-time		Part-time		Grand Total	
	#	%	#	%	#	%	#	%	#	%	#	%	#	%	#	%	#	%
Asian							1	5.0%			1	5.0%	1	5.0%			1	5.0%
American Indian / Alaskan Native																		
Black or African American			1	5.0%	1	5.0%			1	5.0%	1	5.0%			2	10.0%	2	10.0%
Hispanic	1	5.0%			1	5.0%							1	5.0%			1	5.0%
White	1	5.0%	5	25.0%	6	30.0%	3	15.0%	3	15.0%	6	30.0%	4	20.0%	8	40.0%	12	60.0%
Native Hawaiian or Pacific Islander																		
Unknown	1	5.0%			1	5.0%	2	10.0%	1	5.0%	3	15.0%	3	15.0%	1	5.0%	4	20.0%
Totals	3	15.0%	6	30.0%	9	45.0%	6	30.0%	5	25.0%	11	55.0%	9	45.0%	11	55.0%	20	100.0%

2-Year Associate in Applied Science

Health Information Technology

CIP Code: 51.0707

Curriculum Code: HIT 0076



Health Information Technology

Summer 2017

CIP Code: 51.0707

Curriculum Code:

HIT 0076

Program:

AAS

Total Enrollment: 4 100.0%
Minority: 1 25.0%

Male:
Female: 4 100.0%

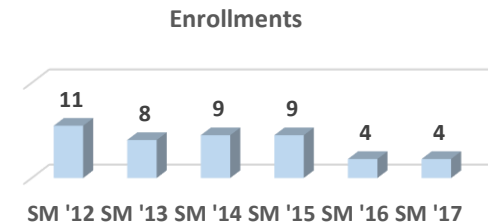
FT: 2 50.0%
PT: 2 50.0%

Avg Age: 35.6
Feeder Enrl: 1 25.0%

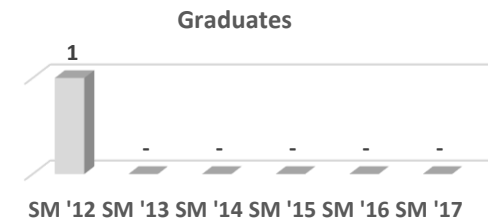
Feeder H.S. Enrollees	#	%
Carbondale		
Carterville		
Crab Orchard		
DuQuoin		
Elverado		
Herrin		
Johnston City		
Marion		
Murphysboro	1	25.0%
West Frankfort		
Trico		
Feeder H.S. Total	1	25.0%
Agape Christian		
GED	1	25.0%

Age	#	%
< = 17		
18-20		
21-25	2	50.0%
26-30		
31-40	1	25.0%
41-50		
51-60	1	25.0%
61-70		
71-80		
81+		
Unk		
Total	4	100.0%
Avg	35.6	
<21		
>60		

Enrollments	
SM '12	11
SM '13	8
SM '14	9
SM '15	9
SM '16	4
SM '17	4



Graduates	
SM '12	1
SM '13	-
SM '14	-
SM '15	-
SM '16	-
SM '17	-



Demographics	Male						Female						Grand Total					
	Full-time		Part-time		Male Total		Full-time		Part-time		Female Total		Full-time		Part-time		Grand Total	
	#	%	#	%	#	%	#	%	#	%	#	%	#	%	#	%	#	%
Asian																		
American Indian / Alaskan Native																		
Black or African American							1	25.0%			1	25.0%	1	25.0%			1	25.0%
Hispanic																		
White							1	25.0%	2	50.0%	3	75.0%	1	25.0%	2	50.0%	3	75.0%
Native Hawaiian or Pacific Islander																		
Unknown																		
Totals							2	50.0%	2	50.0%	4	100.0%	2	50.0%	2	50.0%	4	100.0%



Health Information Technology

Fall 2017

CIP Code: 51.0707

Curriculum Code:

HIT 0076

Program:

AAS

Total Enrollment: 7 100.0%

Male:

FT: 4 57.1%

Avg Age: 37.8

Minority:

Female: 7 100.0%

PT: 3 42.9%

Feeder Enrl: 2 28.6%

Feeder H.S. Enrollees

%

Carbondale		
Cartersville		
Crab Orchard		
DuQuoin		
Elverado		
Herrin		
Johnston City		
Marion	2	28.6%
Murphysboro		
West Frankfort		
Trico		
Feeder H.S. Total	2	28.6%
Agape Christian		
GED	1	14.3%

Age

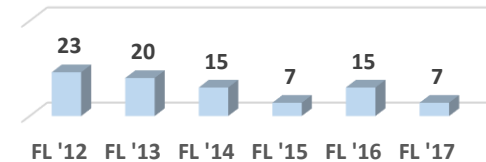
%

< = 17		
18-20		
21-25	1	14.3%
26-30	2	28.6%
31-40	1	14.3%
41-50	2	28.6%
51-60	1	14.3%
61-70		
71-80		
81+		
Unk		
Total	7	100.0%
Avg	37.8	
<21		
>60		

Enrollments

FL '12	23
FL '13	20
FL '14	15
FL '15	7
FL '16	15
FL '17	7

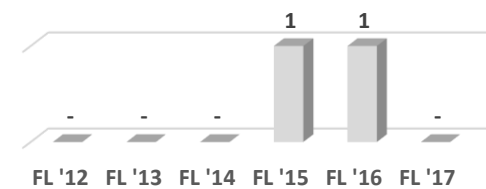
Enrollments



Graduates

FL '12	-
FL '13	-
FL '14	-
FL '15	1
FL '16	1
FL '17	-

Graduates



Demographics	Male						Female						Grand Total					
	Full-time		Part-time		Male Total		Full-time		Part-time		Female Total		Full-time		Part-time		Grand Total	
	#	%	#	%	#	%	#	%	#	%	#	%	#	%	#	%	#	%
Asian																		
American Indian / Alaskan Native																		
Black or African American																		
Hispanic																		
White							4	57.1%	3	42.9%	7	100.0%	4	57.1%	3	42.9%	7	100.0%
Native Hawaiian or Pacific Islander																		
Unknown																		
Totals							4	57.1%	3	42.9%	7	100.0%	4	57.1%	3	42.9%	7	100.0%



Health Information Technology

Spring 2018

CIP Code: 51.0707

Curriculum Code:

HIT 0076

Program:

AAS

Total Enrollment: 6 100.0%

Male:

FT:

3 50.0%

Avg Age:

28.8

Minority:

Female:

6 100.0%

PT:

3 50.0%

Feeder Enrl:

2 33.3%

Feeder H.S. Enrollees

%

Carbondale		
Carterville		
Crab Orchard		
DuQuoin		
Elverado		
Herrin	2	33.3%
Johnston City		
Marion		
Murphysboro		
West Frankfort		
Trico		
Feeder H.S. Total	2	33.3%
Agape Christian		
GED	1	16.7%

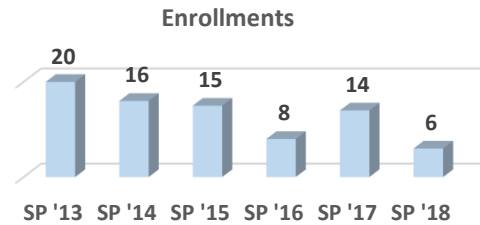
Age

%

< = 17		
18-20	1	16.7%
21-25	1	16.7%
26-30	1	16.7%
31-40	3	50.0%
41-50		
51-60		
61-70		
71-80		
81+		
Unk		
Total	6	100.0%
Avg	28.8	
<21	1	16.7%
>60		

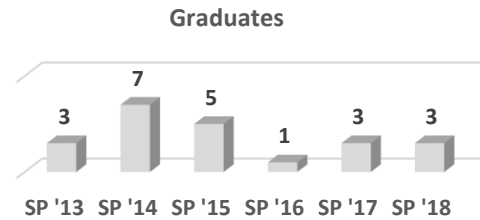
Enrollments

SP '13	20
SP '14	16
SP '15	15
SP '16	8
SP '17	14
SP '18	6



Graduates

SP '13	3
SP '14	7
SP '15	5
SP '16	1
SP '17	3
SP '18	3



Demographics	Male						Female						Grand Total					
	Full-time		Part-time		Male Total		Full-time		Part-time		Female Total		Full-time		Part-time		Grand Total	
	#	%	#	%	#	%	#	%	#	%	#	%	#	%	#	%	#	%
Asian																		
American Indian / Alaskan Native																		
Black or African American																		
Hispanic																		
White							3	50.0%	3	50.0%	6	100.0%	3	50.0%	3	50.0%	6	100.0%
Native Hawaiian or Pacific Islander																		
Unknown																		
Totals							3	50.0%	3	50.0%	6	100.0%	3	50.0%	3	50.0%	6	100.0%

2-Year Associate in Applied Science

Heating & Air Conditioning

CIP Code: *47.0201*

Curriculum Code: *HAC 0095*



Heating & Air Conditioning

Summer 2017

CIP Code: 47.0201

Curriculum Code:

HAC 0095

Program:

AAS

Total Enrollment: 18 100.0%
Minority: 4 22.2%

Male: 17 94.4%
Female: 1 5.6%

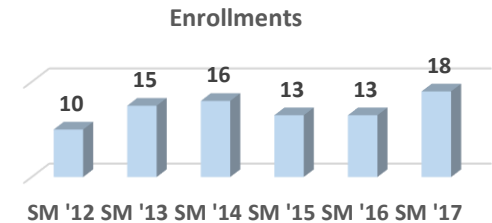
FT: 4 22.2%
PT: 14 77.8%

Avg Age: 28.7
Feeder Enrl: 10 55.6%

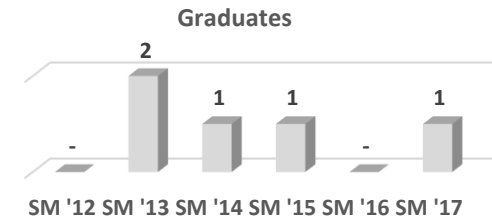
Feeder H.S. Enrollees	#	%
Carbondale		
Carterville	1	5.6%
Crab Orchard		
DuQuoin	3	16.7%
Elverado		
Herrin	1	5.6%
Johnston City	1	5.6%
Marion	1	5.6%
Murphysboro	2	11.1%
West Frankfort		
Trico	1	5.6%
Feeder H.S. Total	10	55.6%
Agape Christian		
GED	1	5.6%

Age	#	%
< = 17	1	5.6%
18-20	7	38.9%
21-25	1	5.6%
26-30	3	16.7%
31-40	2	11.1%
41-50	4	22.2%
51-60		
61-70		
71-80		
81+		
Unk		
Total	18	100.0%
Avg	28.7	
<21	8	44.4%
>60		

Enrollments	
SM '12	10
SM '13	15
SM '14	16
SM '15	13
SM '16	13
SM '17	18



Graduates	
SM '12	-
SM '13	2
SM '14	1
SM '15	1
SM '16	-
SM '17	1



Demographics	Male						Female						Grand Total					
	Full-time		Part-time		Male Total		Full-time		Part-time		Female Total		Full-time		Part-time		Grand Total	
	#	%	#	%	#	%	#	%	#	%	#	%	#	%	#	%	#	%
Asian																		
American Indian / Alaskan Native																		
Black or African American			3	16.7%	3	16.7%									3	16.7%	3	16.7%
Hispanic	1	5.6%			1	5.6%							1	5.6%			1	5.6%
White	3	16.7%	9	50.0%	12	66.7%			1	5.6%	1	5.6%	3	16.7%	10	55.6%	13	72.2%
Native Hawaiian or Pacific Islander																		
Unknown			1	5.6%	1	5.6%									1	5.6%	1	5.6%
Totals	4	22.2%	13	72.2%	17	94.4%			1	5.6%	1	5.6%	4	22.2%	14	77.8%	18	100.0%



Heating & Air Conditioning

Fall 2017

CIP Code: 47.0201

Curriculum Code:

HAC 0095

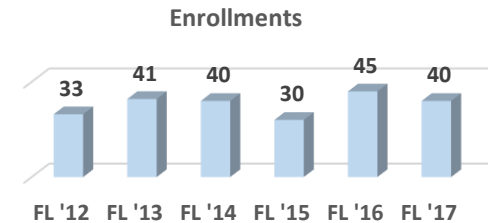
Program:

AAS

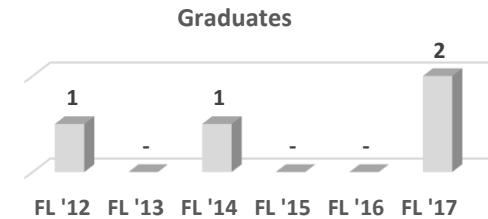
Total Enrollment:	40	100.0%	Male:	38	95.0%	FT:	25	62.5%	Avg Age:	25.5
Minority:	10	25.0%	Female:	2	5.0%	PT:	15	37.5%	Feeder Enrl:	23 57.5%

Feeder H.S. Enrollees	#	%	Age	#	%
Carbondale	1	2.5%	< = 17	1	2.5%
Carterville	3	7.5%	18-20	19	47.5%
Crab Orchard			21-25	6	15.0%
DuQuoin	3	7.5%	26-30	5	12.5%
Elverado	1	2.5%	31-40	5	12.5%
Herrin	3	7.5%	41-50	4	10.0%
Johnston City	1	2.5%	51-60		
Marion	4	10.0%	61-70		
Murphysboro	5	12.5%	71-80		
West Frankfort	1	2.5%	81+		
Trico	1	2.5%	Unk		
Feeder H.S. Total	23	57.5%	Total	40	100.0%
Agape Christian			Avg	25.5	
GED	3	7.5%	<21	20	50.0%
			>60		

Enrollments	
FL '12	33
FL '13	41
FL '14	40
FL '15	30
FL '16	45
FL '17	40



Graduates	
FL '12	1
FL '13	-
FL '14	1
FL '15	-
FL '16	-
FL '17	2



Demographics	Male						Female						Grand Total					
	Full-time		Part-time		Male Total		Full-time		Part-time		Female Total		Full-time		Part-time		Grand Total	
	#	%	#	%	#	%	#	%	#	%	#	%	#	%	#	%	#	%
Asian																		
American Indian / Alaskan Native																		
Black or African American	5	12.5%	2	5.0%	7	17.5%							5	12.5%	2	5.0%	7	17.5%
Hispanic	3	7.5%			3	7.5%							3	7.5%			3	7.5%
White	17	42.5%	11	27.5%	28	70.0%			2	5.0%	2	5.0%	17	42.5%	13	32.5%	30	75.0%
Native Hawaiian or Pacific Islander																		
Unknown																		
Totals	25	62.5%	13	32.5%	38	95.0%			2	5.0%	2	5.0%	25	62.5%	15	37.5%	40	100.0%



Heating & Air Conditioning

Spring 2018

CIP Code: 47.0201

Curriculum Code:

HAC 0095

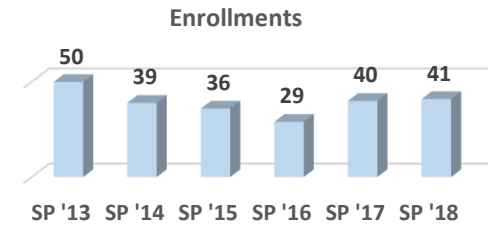
Program:

AAS

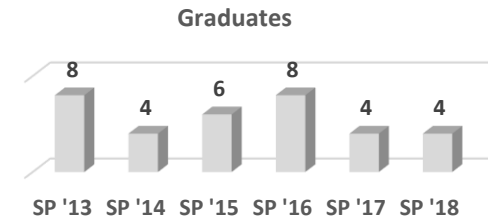
Total Enrollment:	41	100.0%	Male:	38	92.7%	FT:	33	80.5%	Avg Age:	27.8
Minority:	8	19.5%	Female:	3	7.3%	PT:	8	19.5%	Feeder Enrl:	21 51.2%

Feeder H.S. Enrollees	#	%	Age	#	%
Carbondale	2	4.9%	< = 17	1	2.4%
Carterville			18-20	16	39.0%
Crab Orchard			21-25	5	12.2%
DuQuoin	4	9.8%	26-30	5	12.2%
Elverado	1	2.4%	31-40	8	19.5%
Herrin	4	9.8%	41-50	6	14.6%
Johnston City	1	2.4%	51-60		
Marion	3	7.3%	61-70		
Murphysboro	4	9.8%	71-80		
West Frankfort	1	2.4%	81+		
Trico	1	2.4%	Unk		
Feeder H.S. Total	21	51.2%	Total	41	100.0%
Agape Christian			Avg	27.8	
GED	3	7.3%	<21	17	41.5%
			>60		

Enrollments	
SP '13	50
SP '14	39
SP '15	36
SP '16	29
SP '17	40
SP '18	41



Graduates	
SP '13	8
SP '14	4
SP '15	6
SP '16	8
SP '17	4
SP '18	4



Demographics	Male						Female						Grand Total					
	Full-time		Part-time		Male Total		Full-time		Part-time		Female Total		Full-time		Part-time		Grand Total	
	#	%	#	%	#	%	#	%	#	%	#	%	#	%	#	%	#	%
Asian																		
American Indian / Alaskan Native																		
Black or African American	5	12.2%			5	12.2%							5	12.2%			5	12.2%
Hispanic	3	7.3%			3	7.3%							3	7.3%			3	7.3%
White	23	56.1%	7	17.1%	30	73.2%	2	4.9%	1	2.4%	3	7.3%	25	61.0%	8	19.5%	33	80.5%
Native Hawaiian or Pacific Islander																		
Unknown																		
Totals	31	75.6%	7	17.1%	38	92.7%	2	4.9%	1	2.4%	3	7.3%	33	80.5%	8	19.5%	41	100.0%

2-Year Associate in Applied Science

Industrial Maintenance

CIP Code: **47.0303**

Curriculum Code: **IDM000069**



Industrial Maintenance

Summer 2017

CIP Code: 47.0303

Curriculum Code:

IDM000069

Program:

AAS

Total Enrollment: 4 100.0%

Male: 4 100.0%

FT: 4 100.0%

Avg Age: 32.5

Minority:

Female:

PT:

Feeder Enrl: 2 50.0%

Feeder H.S. Enrollees

%

Carbondale	1	25.0%
Carterville		
Crab Orchard		
DuQuoin		
Elverado		
Herrin		
Johnston City		
Marion		
Murphysboro	1	25.0%
West Frankfort		
Trico		
Feeder H.S. Total	2	50.0%
Agape Christian		
GED	1	25.0%

Age


%

< = 17		
18-20		
21-25	1	25.0%
26-30		
31-40	3	75.0%
41-50		
51-60		
61-70		
71-80		
81+		
Unk		
Total	4	100.0%
Avg	32.5	
<21		
>60		

Enrollments

SM '12	-
SM '13	-
SM '14	-
SM '15	-
SM '16	5
SM '17	4


Enrollments



Graduates

SM '12	-
SM '13	-
SM '14	-
SM '15	-
SM '16	-
SM '17	-

Graduates



Demographics	Male						Female						Grand Total					
	Full-time		Part-time		Male Total		Full-time		Part-time		Female Total		Full-time		Part-time		Grand Total	
	#	%	#	%	#	%	#	%	#	%	#	%	#	%	#	%	#	%
Asian																		
American Indian / Alaskan Native																		
Black or African American																		
Hispanic																		
White	4	100.0%			4	100.0%							4	100.0%			4	100.0%
Native Hawaiian or Pacific Islander																		
Unknown																		
Totals	4	100.0%			4	100.0%							4	100.0%			4	100.0%



Industrial Maintenance

Fall 2017

CIP Code: 47.0303

Curriculum Code:

IDM000069

Program:

AAS

Total Enrollment: 15 100.0%
Minority: 2 13.3%

Male: 15 100.0%
Female:

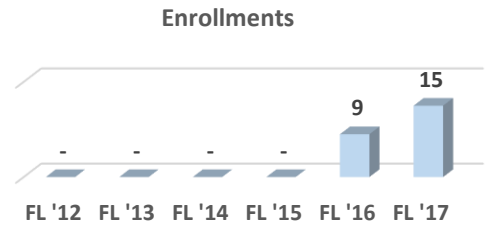
FT: 10 66.7%
PT: 5 33.3%

Avg Age: 30.0
Feeder Enrl: 4 26.7%

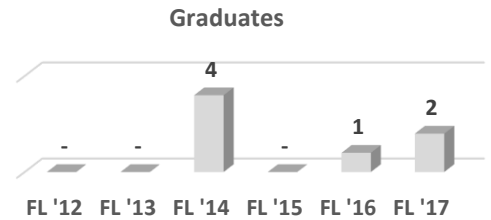
Feeder H.S. Enrollees	#	%
Carbondale	2	13.3%
Carterville		
Crab Orchard		
DuQuoin		
Elverado		
Herrin		
Johnston City		
Marion		
Murphysboro	1	6.7%
West Frankfort	1	6.7%
Trico		
Feeder H.S. Total	4	26.7%
Agape Christian		
GED	3	20.0%

Age	#	%
< = 17		
18-20	5	33.3%
21-25	1	6.7%
26-30	2	13.3%
31-40	6	40.0%
41-50		
51-60		
61-70	1	6.7%
71-80		
81+		
Unk		
Total	15	100.0%
Avg	30.0	
<21	5	33.3%
>60	1	6.7%

Enrollments	
FL '12	-
FL '13	-
FL '14	-
FL '15	-
FL '16	9
FL '17	15



Graduates	
FL '12	-
FL '13	-
FL '14	4
FL '15	-
FL '16	1
FL '17	2



Demographics	Male						Female						Grand Total					
	Full-time		Part-time		Male Total		Full-time		Part-time		Female Total		Full-time		Part-time		Grand Total	
	#	%	#	%	#	%	#	%	#	%	#	%	#	%	#	%	#	%
Asian																		
American Indian / Alaskan Native																		
Black or African American	1	6.7%			1	6.7%							1	6.7%			1	6.7%
Hispanic			1	6.7%	1	6.7%									1	6.7%	1	6.7%
White	9	60.0%	4	26.7%	13	86.7%							9	60.0%	4	26.7%	13	86.7%
Native Hawaiian or Pacific Islander																		
Unknown																		
Totals	10	66.7%	5	33.3%	15	100.0%							10	66.7%	5	33.3%	15	100.0%



Industrial Maintenance

Spring 2018

CIP Code: 47.0303

Curriculum Code:

IDM000069

Program:

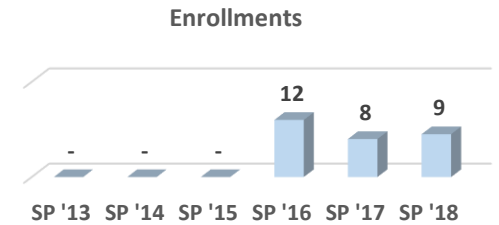
AAS

Total Enrollment:	9	100.0%	Male:	8	88.9%	FT:	7	77.8%	Avg Age:	33.7
Minority:	1	11.1%	Female:	1	11.1%	PT:	2	22.2%	Feeder Enrl:	1 11.1%


Feeder H.S. Enrollees	#	%
Carbondale	1	11.1%
Carterville		
Crab Orchard		
DuQuoin		
Elverado		
Herrin		
Johnston City		
Marion		
Murphysboro		
West Frankfort		
Trico		
Feeder H.S. Total	1	11.1%
Agape Christian		
GED	2	22.2%

Age	#	%
< = 17		
18-20	4	44.4%
21-25		
26-30		
31-40	3	33.3%
41-50		
51-60	1	11.1%
61-70	1	11.1%
71-80		
81+		
Unk		
Total	9	100.0%
Avg	33.7	
<21	4	44.4%
>60	1	11.1%

Enrollments	
SP '13	-
SP '14	-
SP '15	-
SP '16	12
SP '17	8
SP '18	9



Graduates	
SP '13	1
SP '14	3
SP '15	-
SP '16	-
SP '17	-
SP '18	1



Demographics	Male						Female						Grand Total					
	Full-time		Part-time		Male Total		Full-time		Part-time		Female Total		Full-time		Part-time		Grand Total	
	#	%	#	%	#	%	#	%	#	%	#	%	#	%	#	%	#	%
Asian																		
American Indian / Alaskan Native																		
Black or African American	1	11.1%			1	11.1%							1	11.1%			1	11.1%
Hispanic																		
White	5	55.6%	2	22.2%	7	77.8%	1	11.1%			1	11.1%	6	66.7%	2	22.2%	8	88.9%
Native Hawaiian or Pacific Islander																		
Unknown																		
Totals	6	66.7%	2	22.2%	8	88.9%	1	11.1%			1	11.1%	7	77.8%	2	22.2%	9	100.0%

2-Year Associate in Applied Science

Industrial Maintenance Engineering

CIP Code: 15.0612

Curriculum Code: 00ELT3012



Industrial Maintenance Engineering

Summer 2017

CIP Code: 15.0612

Curriculum Code: 00ELT3012

Program: AAS

Total Enrollment: 1 100.0%

Male:
Female: 1 100.0%

FT:
PT: 1 100.0%

Avg Age: 20.1
Feeder Enrl:

Feeder H.S. Enrollees

%

Carbondale	
Carterville	
Crab Orchard	
DuQuoin	
Elverado	
Herrin	
Johnston City	
Marion	
Murphysboro	
West Frankfort	
Trico	

Feeder H.S. Total

Agape Christian
GED

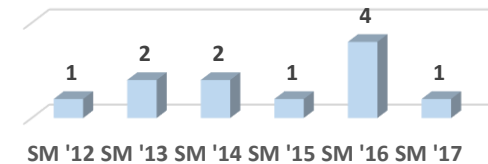
Age # %

< = 17		
18-20	1	100.0%
21-25		
26-30		
31-40		
41-50		
51-60		
61-70		
71-80		
81+		
Unk		
Total	1	100.0%
Avg	20.1	
<21	1	100.0%
>60		

Enrollments

SM '12	1
SM '13	2
SM '14	2
SM '15	1
SM '16	4
SM '17	1

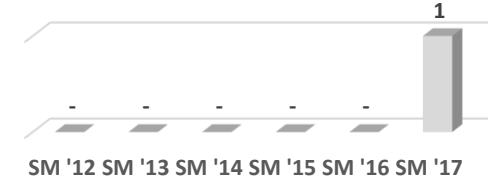
Enrollments



Graduates

SM '12	-
SM '13	-
SM '14	-
SM '15	-
SM '16	-
SM '17	1

Graduates



Demographics	Male						Female						Grand Total					
	Full-time		Part-time		Male Total		Full-time		Part-time		Female Total		Full-time		Part-time		Grand Total	
	#	%	#	%	#	%	#	%	#	%	#	%	#	%	#	%	#	%
Asian																		
American Indian / Alaskan Native																		
Black or African American																		
Hispanic																		
White									1	100.0%	1	100.0%			1	100.0%	1	100.0%
Native Hawaiian or Pacific Islander																		
Unknown																		
Totals									1	100.0%	1	100.0%			1	100.0%	1	100.0%



Industrial Maintenance Engineering

Fall 2017

CIP Code: 15.0612

Curriculum Code:

00ELT3012

Program:

AAS

Total Enrollment: 13 100.0%

Male: 13 100.0%

FT: 7 53.8%

Avg Age: 24.6

Minority:

Female:

PT: 6 46.2%

Feeder Enrl: 5 38.5%

Feeder H.S. Enrollees

#	%
Carbondale	1 7.7%
Carterville	1 7.7%
Crab Orchard	
DuQuoin	1 7.7%
Elverado	
Herrin	1 7.7%
Johnston City	
Marion	1 7.7%
Murphysboro	
West Frankfort	
Trico	
Feeder H.S. Total	5 38.5%
Agape Christian	1 7.7%
GED	

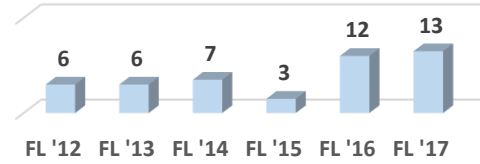
Age

#	%
< = 17	
18-20	5 38.5%
21-25	4 30.8%
26-30	2 15.4%
31-40	2 15.4%
41-50	
51-60	
61-70	
71-80	
81+	
Unk	
Total	13 100.0%
Avg	24.6
<21	5 38.5%
>60	

Enrollments

FL '12	6
FL '13	6
FL '14	7
FL '15	3
FL '16	12
FL '17	13

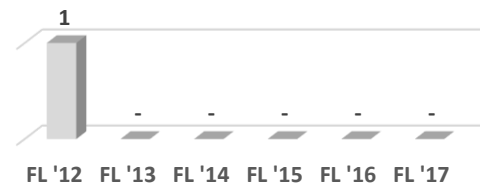
Enrollments



Graduates

FL '12	1
FL '13	-
FL '14	-
FL '15	-
FL '16	-
FL '17	-

Graduates



Demographics	Male						Female						Grand Total					
	Full-time		Part-time		Male Total		Full-time		Part-time		Female Total		Full-time		Part-time		Grand Total	
	#	%	#	%	#	%	#	%	#	%	#	%	#	%	#	%	#	%
Asian																		
American Indian / Alaskan Native																		
Black or African American																		
Hispanic																		
White	6	46.2%	6	46.2%	12	92.3%							6	46.2%	6	46.2%	12	92.3%
Native Hawaiian or Pacific Islander																		
Unknown	1	7.7%			1	7.7%							1	7.7%			1	7.7%
Totals	7	53.8%	6	46.2%	13	100.0%							7	53.8%	6	46.2%	13	100.0%



Industrial Maintenance Engineering

Spring 2018

CIP Code: 15.0612

Curriculum Code:

00ELT3012

Program:

AAS

Total Enrollment: 8 100.0%

Male: 8 100.0%

FT: 5 62.5%

Avg Age: 22.6

Minority:

Female:

PT: 3 37.5%

Feeder Enrl: 5 62.5%

Feeder H.S. Enrollees

#	%
Carbondale	
Carterville	
Crab Orchard	
DuQuoin	3 37.5%
Elverado	
Herrin	1 12.5%
Johnston City	
Marion	1 12.5%
Murphysboro	
West Frankfort	
Trico	
Feeder H.S. Total	5 62.5%
Agape Christian	
GED	

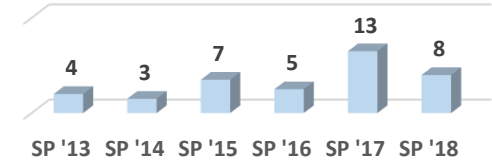
Age

#	%
< = 17	
18-20	4 50.0%
21-25	3 37.5%
26-30	1 12.5%
31-40	
41-50	
51-60	
61-70	
71-80	
81+	
Unk	
Total	8 100.0%
Avg	22.6
<21	4 50.0%
>60	

Enrollments

SP '13	4
SP '14	3
SP '15	7
SP '16	5
SP '17	13
SP '18	8

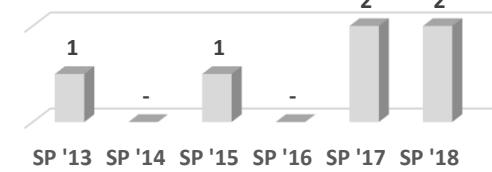
Enrollments



Graduates

SP '13	1
SP '14	-
SP '15	1
SP '16	-
SP '17	2
SP '18	2

Graduates



Demographics	Male						Female						Grand Total					
	Full-time		Part-time		Male Total		Full-time		Part-time		Female Total		Full-time		Part-time		Grand Total	
	#	%	#	%	#	%	#	%	#	%	#	%	#	%	#	%	#	%
Asian																		
American Indian / Alaskan Native																		
Black or African American																		
Hispanic																		
White	5	62.5%	3	37.5%	8	100.0%							5	62.5%	3	37.5%	8	100.0%
Native Hawaiian or Pacific Islander																		
Unknown																		
Totals	5	62.5%	3	37.5%	8	100.0%							5	62.5%	3	37.5%	8	100.0%

2-Year Associate in Applied Science

Medical Administrative Assistant

CIP Code: **51.0716**

Curriculum Code: **00BUS0012**



Medical Administrative Assistant

Summer 2017

CIP Code: 51.0716

Curriculum Code:

00BUS0012

Program:

AAS

Total Enrollment: 1 100.0%

Male:

FT:

1 100.0%

Avg Age:

35.3

Minority:

Female:

1 100.0%

PT:

Feeder Enrl:

Feeder H.S. Enrollees

%

Carbondale	
Carterville	
Crab Orchard	
DuQuoin	
Elverado	
Herrin	
Johnston City	
Marion	
Murphysboro	
West Frankfort	
Trico	

Feeder H.S. Total

Agape Christian
GED

Age

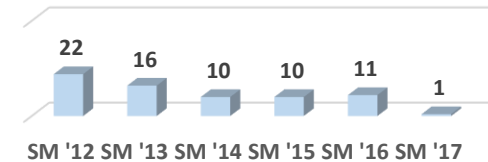
%

< = 17		
18-20		
21-25		
26-30		
31-40	1	100.0%
41-50		
51-60		
61-70		
71-80		
81+		
Unk		
Total	1	100.0%
Avg	35.3	
<21		
>60		

Enrollments

SM '12	22
SM '13	16
SM '14	10
SM '15	10
SM '16	11
SM '17	1

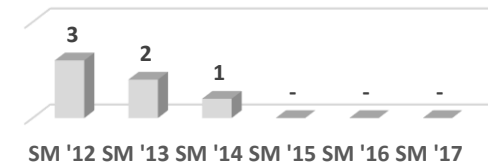
Enrollments



Graduates

SM '12	3
SM '13	2
SM '14	1
SM '15	-
SM '16	-
SM '17	-

Graduates



Demographics	Male						Female						Grand Total					
	Full-time		Part-time		Male Total		Full-time		Part-time		Female Total		Full-time		Part-time		Grand Total	
	#	%	#	%	#	%	#	%	#	%	#	%	#	%	#	%	#	%
Asian																		
American Indian / Alaskan Native																		
Black or African American																		
Hispanic																		
White							1	100.0%			1	100.0%	1	100.0%			1	100.0%
Native Hawaiian or Pacific Islander																		
Unknown																		
Totals							1	100.0%			1	100.0%	1	100.0%			1	100.0%



Medical Administrative Assistant

Fall 2017

CIP Code: 51.0716

Curriculum Code:

00BUS0012

Program:

AAS

Total Enrollment: 15 100.0%
Minority: 4 26.7%

Male: 1 6.7%
Female: 14 93.3%

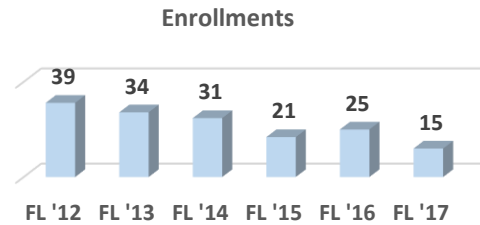
FT: 7 46.7%
PT: 8 53.3%

Avg Age: 30.1
Feeder Enrl: 6 40.0%

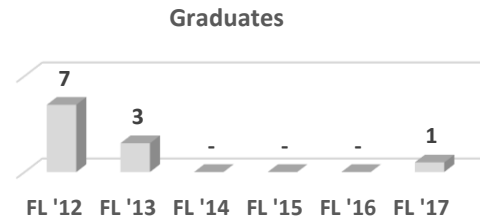
Feeder H.S. Enrollees	#	%
Carbondale	2	13.3%
Carterville		
Crab Orchard		
DuQuoin		
Elverado	1	6.7%
Herrin		
Johnston City		
Marion	1	6.7%
Murphysboro	1	6.7%
West Frankfort	1	6.7%
Trico		
Feeder H.S. Total	6	40.0%
Agape Christian		
GED	1	6.7%

Age	#	%
< = 17		
18-20	4	26.7%
21-25	2	13.3%
26-30	3	20.0%
31-40	4	26.7%
41-50	2	13.3%
51-60		
61-70		
71-80		
81+		
Unk		
Total	15	100.0%
Avg	30.1	
<21	4	26.7%
>60		

Enrollments	
FL '12	39
FL '13	34
FL '14	31
FL '15	21
FL '16	25
FL '17	15



Graduates	
FL '12	7
FL '13	3
FL '14	-
FL '15	-
FL '16	-
FL '17	1



Demographics	Male						Female						Grand Total					
	Full-time		Part-time		Male Total		Full-time		Part-time		Female Total		Full-time		Part-time		Grand Total	
	#	%	#	%	#	%	#	%	#	%	#	%	#	%	#	%	#	%
Asian																		
American Indian / Alaskan Native																		
Black or African American							1	6.7%	2	13.3%	3	20.0%	1	6.7%	2	13.3%	3	20.0%
Hispanic							1	6.7%			1	6.7%	1	6.7%			1	6.7%
White	1	6.7%			1	6.7%	4	26.7%	6	40.0%	10	66.7%	5	33.3%	6	40.0%	11	73.3%
Native Hawaiian or Pacific Islander																		
Unknown																		
Totals	1	6.7%			1	6.7%	6	40.0%	8	53.3%	14	93.3%	7	46.7%	8	53.3%	15	100.0%



Medical Administrative Assistant

Spring 2018

CIP Code: 51.0716

Curriculum Code:

00BUS0012

Program:

AAS

Total Enrollment: 15 100.0%
Minority: 4 26.7%

Male: 2 13.3%
Female: 13 86.7%

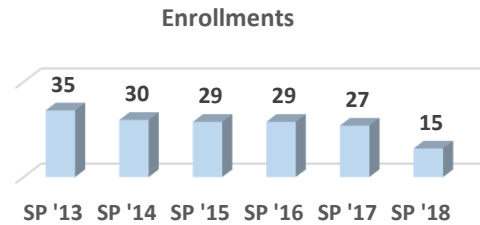
FT: 10 66.7%
PT: 5 33.3%

Avg Age: 29.0
Feeder Enrl: 11 73.3%

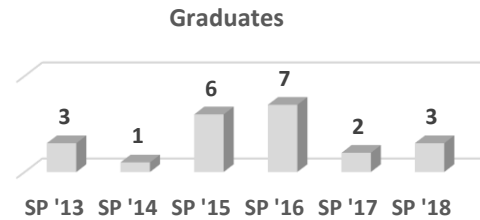
Feeder H.S. Enrollees	#	%
Carbondale	3	20.0%
Carterville		
Crab Orchard		
DuQuoin		
Elverado	1	6.7%
Herrin	1	6.7%
Johnston City	1	6.7%
Marion	1	6.7%
Murphysboro	3	20.0%
West Frankfort	1	6.7%
Trico		
Feeder H.S. Total	11	73.3%
Agape Christian		
GED		

Age	#	%
< = 17		
18-20	3	20.0%
21-25	4	26.7%
26-30	2	13.3%
31-40	4	26.7%
41-50	2	13.3%
51-60		
61-70		
71-80		
81+		
Unk		
Total	15	100.0%
Avg	29.0	
<21	3	20.0%
>60		

Enrollments	
SP '13	35
SP '14	30
SP '15	29
SP '16	29
SP '17	27
SP '18	15



Graduates	
SP '13	3
SP '14	1
SP '15	6
SP '16	7
SP '17	2
SP '18	3



Demographics	Male						Female						Grand Total					
	Full-time		Part-time		Male Total		Full-time		Part-time		Female Total		Full-time		Part-time		Grand Total	
	#	%	#	%	#	%	#	%	#	%	#	%	#	%	#	%	#	%
Asian																		
American Indian / Alaskan Native																		
Black or African American							2	13.3%	1	6.7%	3	20.0%	2	13.3%	1	6.7%	3	20.0%
Hispanic							1	6.7%			1	6.7%	1	6.7%			1	6.7%
White	2	13.3%			2	13.3%	5	33.3%	4	26.7%	9	60.0%	7	46.7%	4	26.7%	11	73.3%
Native Hawaiian or Pacific Islander																		
Unknown																		
Totals	2	13.3%			2	13.3%	8	53.3%	5	33.3%	13	86.7%	10	66.7%	5	33.3%	15	100.0%

2-Year Associate in Applied Science

Medical Laboratory Technology

CIP Code: 51.1004

Curriculum Code: MLT 0093



Medical Laboratory Technology

Summer 2017

CIP Code: 51.1004

Curriculum Code:

MLT 0093

Program:

AAS

Total Enrollment: 2 100.0%

Male:

FT:

Avg Age:

34.8

Minority:

Female: 2 100.0%

PT:

2 100.0%

Feeder Enrl:

1 50.0%

Feeder H.S. Enrollees

%

Carbondale		
Carterville		
Crab Orchard		
DuQuoin	1	50.0%
Elverado		
Herrin		
Johnston City		
Marion		
Murphysboro		
West Frankfort		
Trico		
Feeder H.S. Total	1	50.0%

Agape Christian
GED

Age

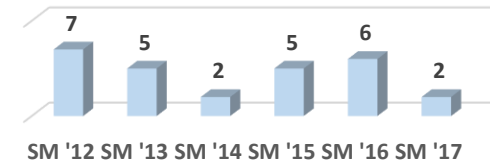
%

< = 17		
18-20		
21-25	1	50.0%
26-30		
31-40		
41-50	1	50.0%
51-60		
61-70		
71-80		
81+		
Unk		
Total	2	100.0%
Avg	34.8	
<21		
>60		

Enrollments

SM '12	7
SM '13	5
SM '14	2
SM '15	5
SM '16	6
SM '17	2

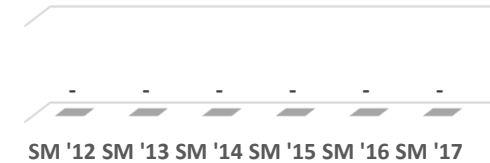
Enrollments



Graduates

SM '12	-
SM '13	-
SM '14	-
SM '15	-
SM '16	-
SM '17	-

Graduates



Demographics	Male						Female						Grand Total					
	Full-time		Part-time		Male Total		Full-time		Part-time		Female Total		Full-time		Part-time		Grand Total	
	#	%	#	%	#	%	#	%	#	%	#	%	#	%	#	%	#	%
Asian																		
American Indian / Alaskan Native																		
Black or African American																		
Hispanic																		
White									2	100.0%	2	100.0%			2	100.0%	2	100.0%
Native Hawaiian or Pacific Islander																		
Unknown																		
Totals									2	100.0%	2	100.0%			2	100.0%	2	100.0%



Medical Laboratory Technology

Fall 2017

CIP Code: 51.1004

Curriculum Code:

MLT 0093

Program:

AAS

Total Enrollment: 19 100.0%

Male: 2 10.5%

FT: 8 42.1%

Avg Age: 27.3

Minority:

Female: 17 89.5%

PT: 11 57.9%

Feeder Enrl: 5 26.3%

Feeder H.S. Enrollees

#	%
Carbondale	1 5.3%
Carterville	
Crab Orchard	1 5.3%
DuQuoin	1 5.3%
Elverado	
Herrin	
Johnston City	
Marion	1 5.3%
Murphysboro	
West Frankfort	
Trico	1 5.3%
Feeder H.S. Total	5 26.3%

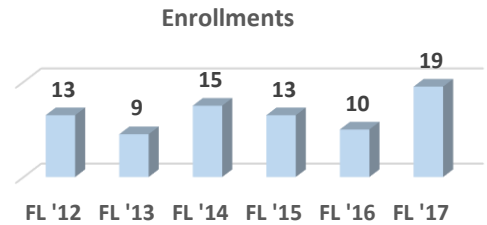
Agape Christian
GED

Age

#	%
< = 17	
18-20	4 21.1%
21-25	5 26.3%
26-30	6 31.6%
31-40	2 10.5%
41-50	2 10.5%
51-60	
61-70	
71-80	
81+	
Unk	
Total	19 100.0%
Avg	27.3
<21	4 21.1%
>60	

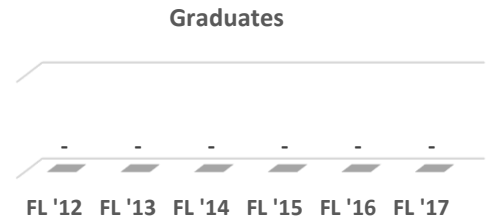
Enrollments

FL '12	13
FL '13	9
FL '14	15
FL '15	13
FL '16	10
FL '17	19



Graduates

FL '12	-
FL '13	-
FL '14	-
FL '15	-
FL '16	-
FL '17	-



Demographics	Male						Female						Grand Total					
	Full-time		Part-time		Male Total		Full-time		Part-time		Female Total		Full-time		Part-time		Grand Total	
	#	%	#	%	#	%	#	%	#	%	#	%	#	%	#	%	#	%
Asian																		
American Indian / Alaskan Native																		
Black or African American																		
Hispanic																		
White			2	10.5%	2	10.5%	8	42.1%	9	47.4%	17	89.5%	8	42.1%	11	57.9%	19	100.0%
Native Hawaiian or Pacific Islander																		
Unknown																		
Totals			2	10.5%	2	10.5%	8	42.1%	9	47.4%	17	89.5%	8	42.1%	11	57.9%	19	100.0%



Medical Laboratory Technology

Spring 2018

CIP Code: 51.1004

Curriculum Code:

MLT 0093

Program:

AAS

Total Enrollment: 17 100.0%

Male: 2 11.8%

FT: 7 41.2%

Avg Age: 27.0

Minority:

Female: 15 88.2%

PT: 10 58.8%

Feeder Enrl: 6 35.3%

Feeder H.S. Enrollees

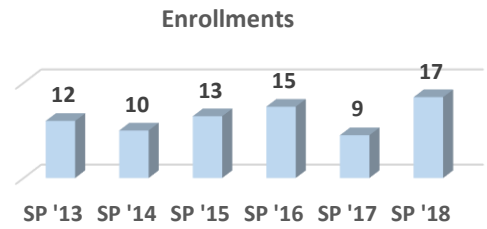
#	%
Carbondale	1 5.9%
Carterville	
Crab Orchard	1 5.9%
DuQuoin	2 11.8%
Elverado	
Herrin	
Johnston City	
Marion	1 5.9%
Murphysboro	
West Frankfort	
Trico	1 5.9%
Feeder H.S. Total	6 35.3%

Agape Christian
GED

Age	#	%
< = 17		
18-20	2	11.8%
21-25	6	35.3%
26-30	6	35.3%
31-40	2	11.8%
41-50	1	5.9%
51-60		
61-70		
71-80		
81+		
Unk		
Total	17	100.0%
Avg	27.0	
<21	2	11.8%
>60		

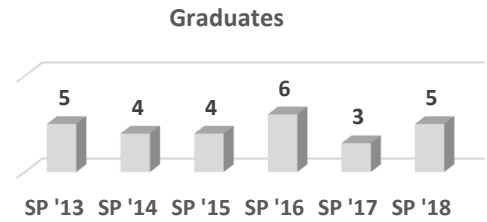
Enrollments

SP '13	12
SP '14	10
SP '15	13
SP '16	15
SP '17	9
SP '18	17



Graduates

SP '13	5
SP '14	4
SP '15	4
SP '16	6
SP '17	3
SP '18	5



Demographics	Male						Female						Grand Total					
	Full-time		Part-time		Male Total		Full-time		Part-time		Female Total		Full-time		Part-time		Grand Total	
	#	%	#	%	#	%	#	%	#	%	#	%	#	%	#	%	#	%
Asian																		
American Indian / Alaskan Native																		
Black or African American																		
Hispanic																		
White			2	11.8%	2	11.8%	7	41.2%	8	47.1%	15	88.2%	7	41.2%	10	58.8%	17	100.0%
Native Hawaiian or Pacific Islander																		
Unknown																		
Totals			2	11.8%	2	11.8%	7	41.2%	8	47.1%	15	88.2%	7	41.2%	10	58.8%	17	100.0%

2-Year Associate in Applied Science

Nursing, Associate Degree

CIP Code: *51.3801*

Curriculum Code: *ADN 15*



Nursing, Associate Degree

Summer 2017

CIP Code: 51.3801

Curriculum Code:

ADN 15

Program:

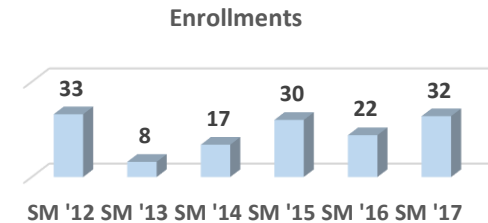
AAS

Total Enrollment:	32	100.0%	Male:	5	15.6%	FT:	10	31.3%	Avg Age:	28.9
Minority:	2	6.3%	Female:	27	84.4%	PT:	22	68.8%	Feeder Enrl:	17 53.1%

Feeder H.S. Enrollees	#	%	Age	#	%
Carbondale	3	9.4%	< = 17		
Carterville	2	6.3%	18-20	4	12.5%
Crab Orchard	2	6.3%	21-25	8	25.0%
DuQuoin	1	3.1%	26-30	11	34.4%
Elverado			31-40	7	21.9%
Herrin	1	3.1%	41-50	1	3.1%
Johnston City	4	12.5%	51-60	1	3.1%
Marion	2	6.3%	61-70		
Murphysboro	1	3.1%	71-80		
West Frankfort	1	3.1%	81+		
Trico			Unk		
Feeder H.S. Total	17	53.1%	Total	32	100.0%
Agape Christian			Avg	28.9	
GED			<21	4	12.5%
			>60		

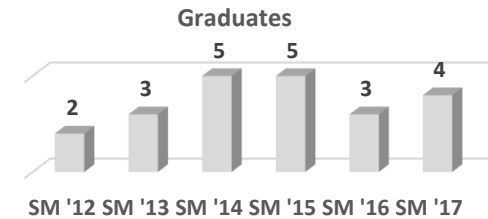
Enrollments

SM '12	33
SM '13	8
SM '14	17
SM '15	30
SM '16	22
SM '17	32



Graduates

SM '12	2
SM '13	3
SM '14	5
SM '15	5
SM '16	3
SM '17	4



Demographics	Male						Female						Grand Total					
	Full-time		Part-time		Male Total		Full-time		Part-time		Female Total		Full-time		Part-time		Grand Total	
	#	%	#	%	#	%	#	%	#	%	#	%	#	%	#	%	#	%
Asian							1	3.1%			1	3.1%	1	3.1%			1	3.1%
American Indian / Alaskan Native																		
Black or African American	1	3.1%			1	3.1%							1	3.1%			1	3.1%
Hispanic																		
White	1	3.1%	3	9.4%	4	12.5%	7	21.9%	19	59.4%	26	81.3%	8	25.0%	22	68.8%	30	93.8%
Native Hawaiian or Pacific Islander																		
Unknown																		
Totals	2	6.3%	3	9.4%	5	15.6%	8	25.0%	19	59.4%	27	84.4%	10	31.3%	22	68.8%	32	100.0%



Nursing, Associate Degree

Fall 2017

CIP Code: 51.3801

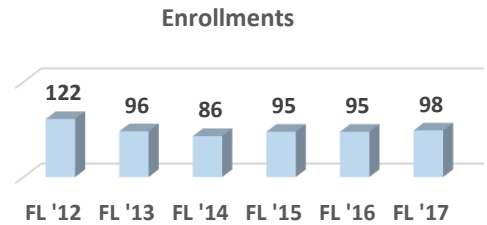
Curriculum Code: ADN 15

Program: AAS

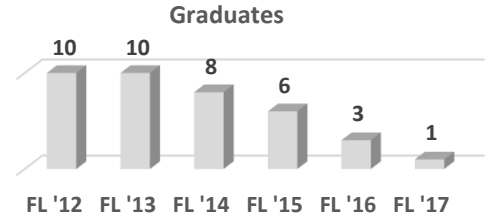
Total Enrollment:	98	100.0%	Male:	21	21.4%	FT:	58	59.2%	Avg Age:	28.3
Minority:	13	13.3%	Female:	77	78.6%	PT:	40	40.8%	Feeder Enrl:	52 53.1%

Feeder H.S. Enrollees	#	%	Age	#	%
Carbondale	6	6.1%	< = 17	1	1.0%
Carterville	7	7.1%	18-20	22	22.4%
Crab Orchard	3	3.1%	21-25	24	24.5%
DuQuoin	4	4.1%	26-30	23	23.5%
Elverado			31-40	17	17.3%
Herrin	8	8.2%	41-50	9	9.2%
Johnston City	5	5.1%	51-60	2	2.0%
Marion	10	10.2%	61-70		
Murphysboro	3	3.1%	71-80		
West Frankfort	5	5.1%	81+		
Trico	1	1.0%	Unk		
Feeder H.S. Total	52	53.1%	Total	98	100.0%
Agape Christian			Avg	28.3	
GED	2	2.0%	<21	23	23.5%
			>60		

Enrollments	
FL '12	122
FL '13	96
FL '14	86
FL '15	95
FL '16	95
FL '17	98



Graduates	
FL '12	10
FL '13	10
FL '14	8
FL '15	6
FL '16	3
FL '17	1



Demographics	Male						Female						Grand Total					
	Full-time		Part-time		Male Total		Full-time		Part-time		Female Total		Full-time		Part-time		Grand Total	
	#	%	#	%	#	%	#	%	#	%	#	%	#	%	#	%	#	%
Asian							1	1.0%	1	1.0%	2	2.0%	1	1.0%	1	1.0%	2	2.0%
American Indian / Alaskan Native																		
Black or African American	3	3.1%			3	3.1%			5	5.1%	5	5.1%	3	3.1%	5	5.1%	8	8.2%
Hispanic							1	1.0%	2	2.0%	3	3.1%	1	1.0%	2	2.0%	3	3.1%
White	12	12.2%	6	6.1%	18	18.4%	41	41.8%	26	26.5%	67	68.4%	53	54.1%	32	32.7%	85	86.7%
Native Hawaiian or Pacific Islander																		
Unknown																		
Totals	15	15.3%	6	6.1%	21	21.4%	43	43.9%	34	34.7%	77	78.6%	58	59.2%	40	40.8%	98	100.0%



Nursing, Associate Degree

Spring 2018

CIP Code: 51.3801

Curriculum Code:

ADN 15

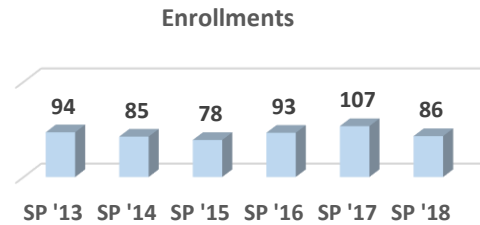
Program:

AAS

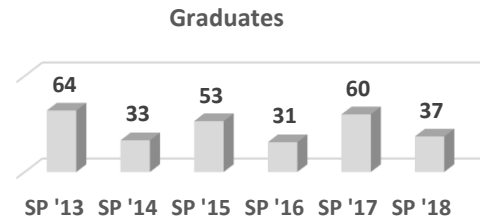
Total Enrollment:	86	100.0%	Male:	22	25.6%	FT:	41	47.7%	Avg Age:	30.3
Minority:	8	9.3%	Female:	64	74.4%	PT:	45	52.3%	Feeder Enrl:	39 45.3%

Feeder H.S. Enrollees	#	%	Age	#	%
Carbondale	4	4.7%	< = 17		
Carterville	5	5.8%	18-20	8	9.3%
Crab Orchard	2	2.3%	21-25	27	31.4%
DuQuoin	1	1.2%	26-30	22	25.6%
Elverado			31-40	15	17.4%
Herrin	7	8.1%	41-50	11	12.8%
Johnston City	4	4.7%	51-60	3	3.5%
Marion	8	9.3%	61-70		
Murphysboro	4	4.7%	71-80		
West Frankfort	3	3.5%	81+		
Trico	1	1.2%	Unk		
Feeder H.S. Total	39	45.3%	Total	86	100.0%
Agape Christian			Avg	30.3	
GED	3	3.5%	<21	8	9.3%
			>60		

Enrollments	
SP '13	94
SP '14	85
SP '15	78
SP '16	93
SP '17	107
SP '18	86



Graduates	
SP '13	64
SP '14	33
SP '15	53
SP '16	31
SP '17	60
SP '18	37



Demographics	Male						Female						Grand Total					
	Full-time		Part-time		Male Total		Full-time		Part-time		Female Total		Full-time		Part-time		Grand Total	
	#	%	#	%	#	%	#	%	#	%	#	%	#	%	#	%	#	%
Asian									1	1.2%	1	1.2%			1	1.2%	1	1.2%
American Indian / Alaskan Native																		
Black or African American	1	1.2%	2	2.3%	3	3.5%	2	2.3%	1	1.2%	3	3.5%	3	3.5%	3	3.5%	6	7.0%
Hispanic									1	1.2%	1	1.2%			1	1.2%	1	1.2%
White	11	12.8%	8	9.3%	19	22.1%	27	31.4%	32	37.2%	59	68.6%	38	44.2%	40	46.5%	78	90.7%
Native Hawaiian or Pacific Islander																		
Unknown																		
Totals	12	14.0%	10	11.6%	22	25.6%	29	33.7%	35	40.7%	64	74.4%	41	47.7%	45	52.3%	86	100.0%

2-Year Associate in Applied Science

Nursing, Associate Degree - Hybrid Online

CIP Code: *51.3801*

Curriculum Code: *ADN 16*



Nursing, Associate Degree - Hybrid Online

Summer 2017

CIP Code: 51.3801

Curriculum Code:

ADN 16

Program:

AAS

Total Enrollment: 14 100.0%

Male: 3 21.4%

FT: 9 64.3%

Avg Age: 35.1

Minority:

Female: 11 78.6%

PT: 5 35.7%

Feeder Enrl: 8 57.1%

Feeder H.S. Enrollees

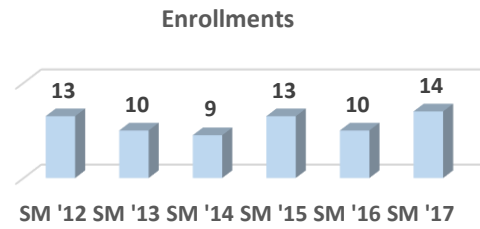
#	%
Carbondale	
Carterville	2 14.3%
Crab Orchard	
DuQuoin	
Elverado	1 7.1%
Herrin	1 7.1%
Johnston City	1 7.1%
Marion	
Murphysboro	1 7.1%
West Frankfort	1 7.1%
Trico	1 7.1%
Feeder H.S. Total	8 57.1%
Agape Christian	
GED	1 7.1%

Age

#	%
< = 17	
18-20	1 7.1%
21-25	2 14.3%
26-30	2 14.3%
31-40	5 35.7%
41-50	2 14.3%
51-60	2 14.3%
61-70	
71-80	
81+	
Unk	
Total	14 100.0%
Avg	35.1
<21	1 7.1%
>60	

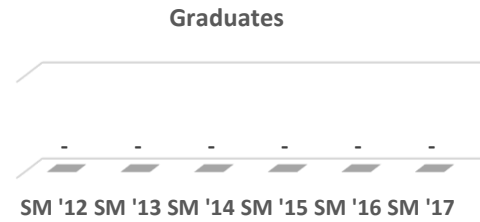
Enrollments

SM '12	13
SM '13	10
SM '14	9
SM '15	13
SM '16	10
SM '17	14



Graduates

SM '12	-
SM '13	-
SM '14	-
SM '15	-
SM '16	-
SM '17	-



Demographics	Male						Female						Grand Total					
	Full-time		Part-time		Male Total		Full-time		Part-time		Female Total		Full-time		Part-time		Grand Total	
	#	%	#	%	#	%	#	%	#	%	#	%	#	%	#	%	#	%
Asian																		
American Indian / Alaskan Native																		
Black or African American																		
Hispanic																		
White	1	7.1%	2	14.3%	3	21.4%	7	50.0%	3	21.4%	10	71.4%	8	57.1%	5	35.7%	13	92.9%
Native Hawaiian or Pacific Islander																		
Unknown							1	7.1%			1	7.1%	1	7.1%			1	7.1%
Totals	1	7.1%	2	14.3%	3	21.4%	8	57.1%	3	21.4%	11	78.6%	9	64.3%	5	35.7%	14	100.0%



Nursing, Associate Degree - Hybrid Online

Fall 2017

CIP Code: 51.3801

Curriculum Code:

ADN 16

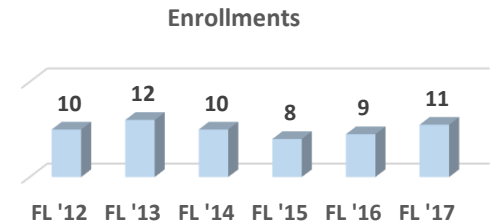
Program:

AAS

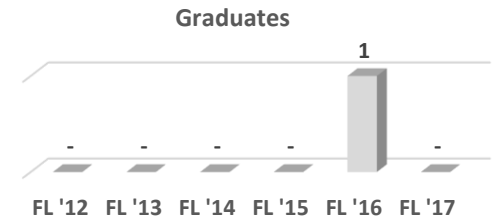
Total Enrollment:	11	100.0%	Male:	2	18.2%	FT:	1	9.1%	Avg Age:	33.7
Minority:	1	9.1%	Female:	9	81.8%	PT:	10	90.9%	Feeder Enrl:	7 63.6%

Feeder H.S. Enrollees	#	%	Age	#	%
Carbondale			< = 17		
Carterville	1	9.1%	18-20	1	9.1%
Crab Orchard			21-25	2	18.2%
DuQuoin			26-30	2	18.2%
Elverado	1	9.1%	31-40	4	36.4%
Herrin	1	9.1%	41-50	1	9.1%
Johnston City	2	18.2%	51-60	1	9.1%
Marion			61-70		
Murphysboro	1	9.1%	71-80		
West Frankfort			81+		
Trico	1	9.1%	Unk		
Feeder H.S. Total	7	63.6%	Total	11	100.0%
Agape Christian			Avg	33.7	
GED	3	27.3%	<21	1	9.1%
			>60		

Enrollments	
FL '12	10
FL '13	12
FL '14	10
FL '15	8
FL '16	9
FL '17	11



Graduates	
FL '12	-
FL '13	-
FL '14	-
FL '15	-
FL '16	1
FL '17	-



Demographics	Male						Female						Grand Total					
	Full-time		Part-time		Male Total		Full-time		Part-time		Female Total		Full-time		Part-time		Grand Total	
	#	%	#	%	#	%	#	%	#	%	#	%	#	%	#	%	#	%
Asian			1	9.1%	1	9.1%									1	9.1%	1	9.1%
American Indian / Alaskan Native																		
Black or African American																		
Hispanic																		
White			1	9.1%	1	9.1%	1	9.1%	7	63.6%	8	72.7%	1	9.1%	8	72.7%	9	81.8%
Native Hawaiian or Pacific Islander																		
Unknown									1	9.1%	1	9.1%			1	9.1%	1	9.1%
Totals			2	18.2%	2	18.2%	1	9.1%	8	72.7%	9	81.8%	1	9.1%	10	90.9%	11	100.0%



Nursing, Associate Degree - Hybrid Online

Spring 2018

CIP Code: 51.3801

Curriculum Code:

ADN 16

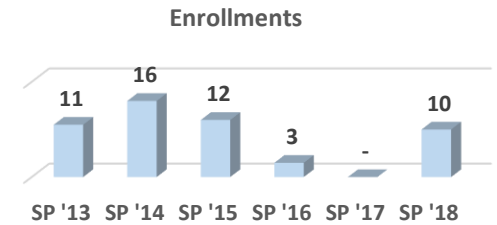
Program:

AAS

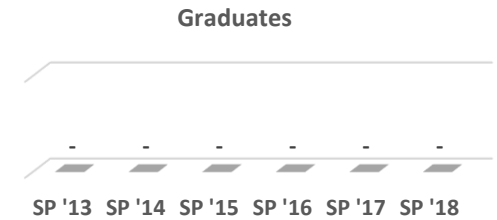
Total Enrollment:	10	100.0%	Male:	2	20.0%	FT:	8	80.0%	Avg Age:	34.4
Minority:	1	10.0%	Female:	8	80.0%	PT:	2	20.0%	Feeder Enrl:	5 50.0%

Feeder H.S. Enrollees	#	%	Age	#	%
Carbondale			< = 17		
Carterville	1	10.0%	18-20		
Crab Orchard			21-25	2	20.0%
DuQuoin			26-30	3	30.0%
Elverado	1	10.0%	31-40	3	30.0%
Herrin			41-50	1	10.0%
Johnston City	1	10.0%	51-60	1	10.0%
Marion			61-70		
Murphysboro	1	10.0%	71-80		
West Frankfort			81+		
Trico	1	10.0%	Unk		
Feeder H.S. Total	5	50.0%	Total	10	100.0%
Agape Christian			Avg	34.4	
GED	2	20.0%	<21		
			>60		

Enrollments	
SP '13	11
SP '14	16
SP '15	12
SP '16	3
SP '17	-
SP '18	10



Graduates	
SP '13	-
SP '14	-
SP '15	-
SP '16	-
SP '17	-
SP '18	-



Demographics	Male						Female						Grand Total					
	Full-time		Part-time		Male Total		Full-time		Part-time		Female Total		Full-time		Part-time		Grand Total	
	#	%	#	%	#	%	#	%	#	%	#	%	#	%	#	%	#	%
Asian			1	10.0%	1	10.0%									1	10.0%	1	10.0%
American Indian / Alaskan Native																		
Black or African American																		
Hispanic																		
White	1	10.0%			1	10.0%	6	60.0%	1	10.0%	7	70.0%	7	70.0%	1	10.0%	8	80.0%
Native Hawaiian or Pacific Islander																		
Unknown							1	10.0%			1	10.0%	1	10.0%			1	10.0%
Totals	1	10.0%	1	10.0%	2	20.0%	7	70.0%	1	10.0%	8	80.0%	8	80.0%	2	20.0%	10	100.0%

2-Year Associate in Applied Science

Occupational Therapy Assistant

CIP Code: **51.0803**

Curriculum Code: **OTA 0094**



Occupational Therapy Assistant

Summer 2017

CIP Code: 51.0803

Curriculum Code:

OTA 0094

Program:

AAS

Total Enrollment: 11 100.0%

Male: 1 9.1%

FT: 5 45.5%

Avg Age: 30.3

Minority:

Female: 10 90.9%

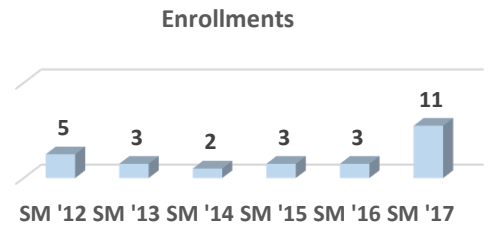
PT: 6 54.5%

Feeder Enrl: 6 54.5%

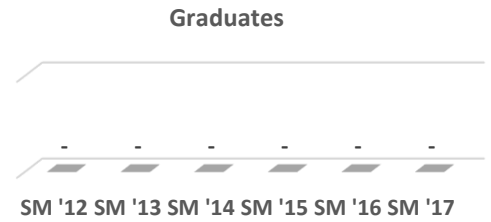
Feeder H.S. Enrollees	#	%
Carbondale	1	9.1%
Carterville		
Crab Orchard		
DuQuoin	1	9.1%
Elverado	1	9.1%
Herrin		
Johnston City	1	9.1%
Marion	2	18.2%
Murphysboro		
West Frankfort		
Trico		
Feeder H.S. Total	6	54.5%
Agape Christian		
GED		

Age	#	%
< = 17		
18-20	3	27.3%
21-25	2	18.2%
26-30	3	27.3%
31-40	2	18.2%
41-50		
51-60		
61-70	1	9.1%
71-80		
81+		
Unk		
Total	11	100.0%
Avg	30.3	
<21	3	27.3%
>60	1	9.1%

Enrollments	
SM '12	5
SM '13	3
SM '14	2
SM '15	3
SM '16	3
SM '17	11



Graduates	
SM '12	-
SM '13	-
SM '14	-
SM '15	-
SM '16	-
SM '17	-



Demographics	Male						Female						Grand Total					
	Full-time		Part-time		Male Total		Full-time		Part-time		Female Total		Full-time		Part-time		Grand Total	
	#	%	#	%	#	%	#	%	#	%	#	%	#	%	#	%	#	%
Asian																		
American Indian / Alaskan Native																		
Black or African American																		
Hispanic																		
White	1	9.1%			1	9.1%	4	36.4%	6	54.5%	10	90.9%	5	45.5%	6	54.5%	11	100.0%
Native Hawaiian or Pacific Islander																		
Unknown																		
Totals	1	9.1%			1	9.1%	4	36.4%	6	54.5%	10	90.9%	5	45.5%	6	54.5%	11	100.0%



Occupational Therapy Assistant

Fall 2017

CIP Code: 51.0803

Curriculum Code:

OTA 0094

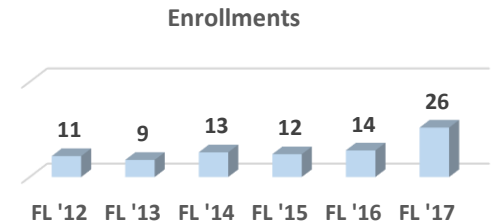
Program:

AAS

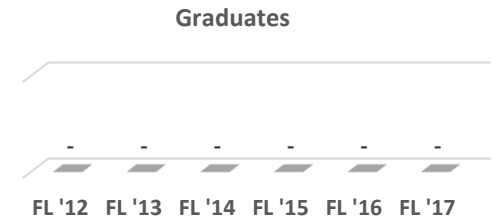
Total Enrollment:	26	100.0%	Male:	4	15.4%	FT:	24	92.3%	Avg Age:	24.7
Minority:	2	7.7%	Female:	22	84.6%	PT:	2	7.7%	Feeder Enrl:	15 57.7%

Feeder H.S. Enrollees	#	%	Age	#	%
Carbondale	2	7.7%	< = 17		
Carterville			18-20	12	46.2%
Crab Orchard			21-25	7	26.9%
DuQuoin	1	3.8%	26-30	2	7.7%
Elverado	1	3.8%	31-40	4	15.4%
Herrin	1	3.8%	41-50	1	3.8%
Johnston City	1	3.8%	51-60		
Marion	4	15.4%	61-70		
Murphysboro	1	3.8%	71-80		
West Frankfort	4	15.4%	81+		
Trico			Unk		
Feeder H.S. Total	15	57.7%	Total	26	100.0%
Agape Christian	1	3.8%	Avg	24.7	
GED	2	7.7%	<21	12	46.2%
			>60		

Enrollments	
FL '12	11
FL '13	9
FL '14	13
FL '15	12
FL '16	14
FL '17	26



Graduates	
FL '12	-
FL '13	-
FL '14	-
FL '15	-
FL '16	-
FL '17	-



Demographics	Male						Female						Grand Total					
	Full-time		Part-time		Male Total		Full-time		Part-time		Female Total		Full-time		Part-time		Grand Total	
	#	%	#	%	#	%	#	%	#	%	#	%	#	%	#	%	#	%
Asian																		
American Indian / Alaskan Native																		
Black or African American			1	3.8%	1	3.8%	1	3.8%			1	3.8%	1	3.8%	1	3.8%	2	7.7%
Hispanic																		
White	2	7.7%	1	3.8%	3	11.5%	21	80.8%			21	80.8%	23	88.5%	1	3.8%	24	92.3%
Native Hawaiian or Pacific Islander																		
Unknown																		
Totals	2	7.7%	2	7.7%	4	15.4%	22	84.6%			22	84.6%	24	92.3%	2	7.7%	26	100.0%



Occupational Therapy Assistant

Spring 2018

CIP Code: 51.0803

Curriculum Code:

OTA 0094

Program:

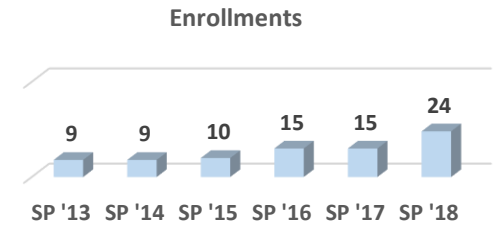
AAS

Total Enrollment:	24	100.0%	Male:	3	12.5%	FT:	23	95.8%	Avg Age:	25.3
Minority:	2	8.3%	Female:	21	87.5%	PT:	1	4.2%	Feeder Enrl:	14 58.3%

Feeder H.S. Enrollees	#	%	Age	#	%
Carbondale	1	4.2%	< = 17		
Carterville			18-20	9	37.5%
Crab Orchard			21-25	9	37.5%
DuQuoin	1	4.2%	26-30	1	4.2%
Elverado	1	4.2%	31-40	4	16.7%
Herrin	1	4.2%	41-50	1	4.2%
Johnston City	1	4.2%	51-60		
Marion	4	16.7%	61-70		
Murphysboro	2	8.3%	71-80		
West Frankfort	3	12.5%	81+		
Trico			Unk		
Feeder H.S. Total	14	58.3%	Total	24	100.0%
Agape Christian	1	4.2%	Avg	25.3	
GED	2	8.3%	<21	9	37.5%
			>60		

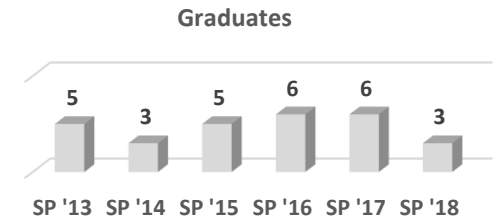
Enrollments

SP '13	9
SP '14	9
SP '15	10
SP '16	15
SP '17	15
SP '18	24



Graduates

SP '13	5
SP '14	3
SP '15	5
SP '16	6
SP '17	6
SP '18	3



Demographics	Male						Female						Grand Total					
	Full-time		Part-time		Male Total		Full-time		Part-time		Female Total		Full-time		Part-time		Grand Total	
	#	%	#	%	#	%	#	%	#	%	#	%	#	%	#	%	#	%
Asian			1	4.2%	1	4.2%									1	4.2%	1	4.2%
American Indian / Alaskan Native																		
Black or African American							1	4.2%			1	4.2%	1	4.2%			1	4.2%
Hispanic																		
White	2	8.3%			2	8.3%	20	83.3%			20	83.3%	22	91.7%			22	91.7%
Native Hawaiian or Pacific Islander																		
Unknown																		
Totals	2	8.3%	1	4.2%	3	12.5%	21	87.5%			21	87.5%	23	95.8%	1	4.2%	24	100.0%

2-Year Associate in Applied Science

Small Business Management

CIP Code: *52.0201*

Curriculum Code: *BUS 2006*



Small Business Management

Summer 2017

CIP Code: 52.0201

Curriculum Code:

BUS 2006

Program:

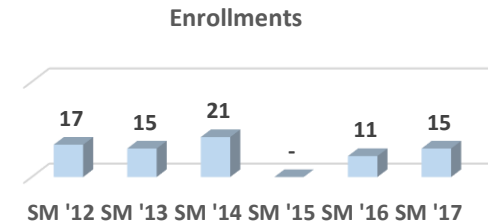
AAS

Total Enrollment:	15	100.0%	Male:	7	46.7%	FT:	8	53.3%	Avg Age:	29.2
Minority:	5	33.3%	Female:	8	53.3%	PT:	7	46.7%	Feeder Enrl:	6 40.0%

Feeder H.S. Enrollees	#	%	Age	#	%
Carbondale	3	20.0%	< = 17		
Carterville			18-20	2	13.3%
Crab Orchard			21-25	4	26.7%
DuQuoin			26-30	4	26.7%
Elverado			31-40	4	26.7%
Herrin			41-50	1	6.7%
Johnston City			51-60		
Marion	2	13.3%	61-70		
Murphysboro			71-80		
West Frankfort			81+		
Trico	1	6.7%	Unk		
Feeder H.S. Total	6	40.0%	Total	15	100.0%
Agape Christian			Avg	29.2	
GED	1	6.7%	<21	2	13.3%
			>60		

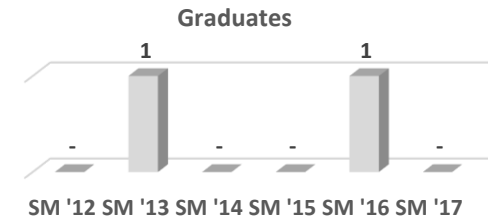
Enrollments

SM '12	17
SM '13	15
SM '14	21
SM '15	-
SM '16	11
SM '17	15



Graduates

SM '12	-
SM '13	1
SM '14	-
SM '15	-
SM '16	1
SM '17	-



Demographics	Male						Female						Grand Total					
	Full-time		Part-time		Male Total		Full-time		Part-time		Female Total		Full-time		Part-time		Grand Total	
	#	%	#	%	#	%	#	%	#	%	#	%	#	%	#	%	#	%
Asian																		
American Indian / Alaskan Native																		
Black or African American			2	13.3%	2	13.3%	2	13.3%	1	6.7%	3	20.0%	2	13.3%	3	20.0%	5	33.3%
Hispanic																		
White	4	26.7%	1	6.7%	5	33.3%	2	13.3%	2	13.3%	4	26.7%	6	40.0%	3	20.0%	9	60.0%
Native Hawaiian or Pacific Islander																		
Unknown									1	6.7%	1	6.7%			1	6.7%	1	6.7%
Totals	4	26.7%	3	20.0%	7	46.7%	4	26.7%	4	26.7%	8	53.3%	8	53.3%	7	46.7%	15	100.0%



Small Business Management

Fall 2017

CIP Code: 52.0201

Curriculum Code:

BUS 2006

Program:

AAS

Total Enrollment: 24 100.0%
Minority: 6 25.0%

Male: 9 37.5%
Female: 15 62.5%

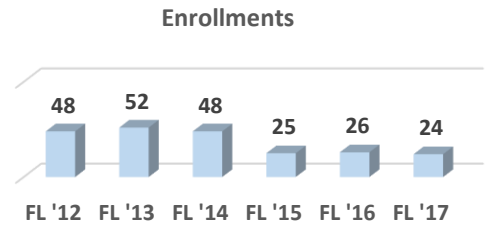
FT: 18 75.0%
PT: 6 25.0%

Avg Age: 27.0
Feeder Enrl: 11 45.8%

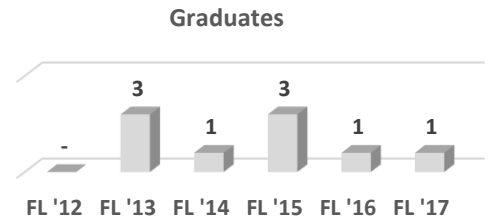
Feeder H.S. Enrollees	#	%
Carbondale	1	4.2%
Carterville		
Crab Orchard		
DuQuoin		
Elverado		
Herrin		
Johnston City	1	4.2%
Marion	3	12.5%
Murphysboro	2	8.3%
West Frankfort	1	4.2%
Trico	3	12.5%
Feeder H.S. Total	11	45.8%
Agape Christian		
GED	1	4.2%

Age	#	%
< = 17		
18-20	9	37.5%
21-25	7	29.2%
26-30	2	8.3%
31-40	3	12.5%
41-50	3	12.5%
51-60		
61-70		
71-80		
81+		
Unk		
Total	24	100.0%
Avg	27.0	
<21	9	37.5%
>60		

Enrollments	
FL '12	48
FL '13	52
FL '14	48
FL '15	25
FL '16	26
FL '17	24



Graduates	
FL '12	-
FL '13	3
FL '14	1
FL '15	3
FL '16	1
FL '17	1



Demographics	Male						Female						Grand Total					
	Full-time		Part-time		Male Total		Full-time		Part-time		Female Total		Full-time		Part-time		Grand Total	
	#	%	#	%	#	%	#	%	#	%	#	%	#	%	#	%	#	%
Asian									1	4.2%	1	4.2%			1	4.2%	1	4.2%
American Indian / Alaskan Native																		
Black or African American	1	4.2%	1	4.2%	2	8.3%	2	8.3%			2	8.3%	3	12.5%	1	4.2%	4	16.7%
Hispanic	1	4.2%			1	4.2%							1	4.2%			1	4.2%
White	5	20.8%	1	4.2%	6	25.0%	9	37.5%	3	12.5%	12	50.0%	14	58.3%	4	16.7%	18	75.0%
Native Hawaiian or Pacific Islander																		
Unknown																		
Totals	7	29.2%	2	8.3%	9	37.5%	11	45.8%	4	16.7%	15	62.5%	18	75.0%	6	25.0%	24	100.0%



Small Business Management

Spring 2018

CIP Code: 52.0201

Curriculum Code:

BUS 2006

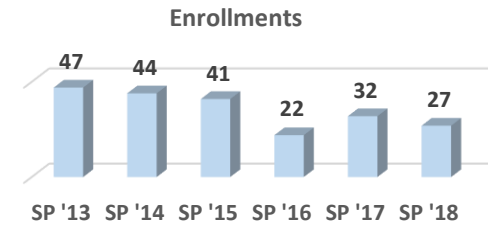
Program:

AAS

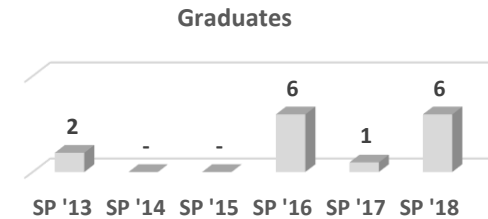
Total Enrollment:	27	100.0%	Male:	13	48.1%	FT:	17	63.0%	Avg Age:	28.3
Minority:	5	18.5%	Female:	14	51.9%	PT:	10	37.0%	Feeder Enrl:	9 33.3%

Feeder H.S. Enrollees	#	%	Age	#	%
Carbondale	1	3.7%	< = 17	1	3.7%
Carterville	1	3.7%	18-20	6	22.2%
Crab Orchard			21-25	7	25.9%
DuQuoin			26-30	4	14.8%
Elverado			31-40	6	22.2%
Herrin			41-50	3	11.1%
Johnston City			51-60		
Marion	4	14.8%	61-70		
Murphysboro	1	3.7%	71-80		
West Frankfort			81+		
Trico	2	7.4%	Unk		
Feeder H.S. Total	9	33.3%	Total	27	100.0%
Agape Christian			Avg	28.3	
GED	2	7.4%	<21	7	25.9%
			>60		

Enrollments	
SP '13	47
SP '14	44
SP '15	41
SP '16	22
SP '17	32
SP '18	27



Graduates	
SP '13	2
SP '14	-
SP '15	-
SP '16	6
SP '17	1
SP '18	6



Demographics	Male						Female						Grand Total					
	Full-time		Part-time		Male Total		Full-time		Part-time		Female Total		Full-time		Part-time		Grand Total	
	#	%	#	%	#	%	#	%	#	%	#	%	#	%	#	%	#	%
Asian																		
American Indian / Alaskan Native																		
Black or African American	2	7.4%	2	7.4%	4	14.8%	1	3.7%			1	3.7%	3	11.1%	2	7.4%	5	18.5%
Hispanic																		
White	7	25.9%	2	7.4%	9	33.3%	7	25.9%	6	22.2%	13	48.1%	14	51.9%	8	29.6%	22	81.5%
Native Hawaiian or Pacific Islander																		
Unknown																		
Totals	9	33.3%	4	14.8%	13	48.1%	8	29.6%	6	22.2%	14	51.9%	17	63.0%	10	37.0%	27	100.0%

2-Year Associate in Applied Science

Sustainable Energy

CIP Code: *15.0503*

Curriculum Code: *GRE 2012*



Sustainable Energy

Summer 2017

CIP Code: 15.0503

Curriculum Code:

GRE 2012

Program:

AAS

Total Enrollment: 1 100.0%

Male: 1 100.0%

FT:

Avg Age: 19.3

Minority:

Female:

PT: 1 100.0%

Feeder Enrl: 1 100.0%

Feeder H.S. Enrollees

%

Carbondale		
Carterville	1	100.0%
Crab Orchard		
DuQuoin		
Elverado		
Herrin		
Johnston City		
Marion		
Murphysboro		
West Frankfort		
Trico		

Feeder H.S. Total 1 100.0%

Agape Christian
GED

Age

%

< = 17		
18-20	1	100.0%
21-25		
26-30		
31-40		
41-50		
51-60		
61-70		
71-80		
81+		
Unk		

Total 1 100.0%

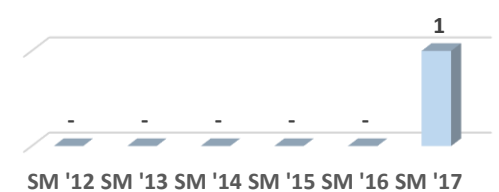
Avg 19.3

<21 1 100.0%
>60

Enrollments

SM '12	-
SM '13	-
SM '14	-
SM '15	-
SM '16	-
SM '17	1


Enrollments



Graduates

SM '12	-
SM '13	-
SM '14	-
SM '15	-
SM '16	-
SM '17	-

Graduates



Demographics	Male						Female						Grand Total					
	Full-time		Part-time		Male Total		Full-time		Part-time		Female Total		Full-time		Part-time		Grand Total	
	#	%	#	%	#	%	#	%	#	%	#	%	#	%	#	%	#	%
Asian																		
American Indian / Alaskan Native																		
Black or African American																		
Hispanic																		
White			1	100.0%	1	100.0%									1	100.0%	1	100.0%
Native Hawaiian or Pacific Islander																		
Unknown																		
Totals			1	100.0%	1	100.0%									1	100.0%	1	100.0%



CIP Code: 15.0503

Curriculum Code:

GRE 2012

Program:

AAS

Total Enrollment: 2 100.0%

Male: 2 100.0%

FT: 1 50.0%

Avg Age: 25.0

Minority:

Female:

PT: 1 50.0%

Feeder Enrl: 1 50.0%

Feeder H.S. Enrollees

%

Carbondale		
Carterville	1	50.0%
Crab Orchard		
DuQuoin		
Elverado		
Herrin		
Johnston City		
Marion		
Murphysboro		
West Frankfort		
Trico		

Feeder H.S. Total 1 50.0%

Agape Christian
GED

Age

%

< = 17		
18-20	1	50.0%
21-25		
26-30	1	50.0%
31-40		
41-50		
51-60		
61-70		
71-80		
81+		
Unk		

Total 2 100.0%

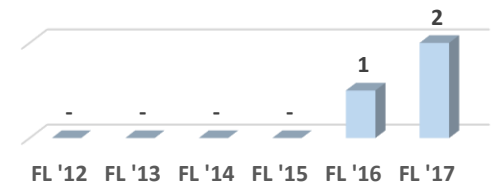
Avg 25.0

<21 1 50.0%
>60

Enrollments

FL '12	-
FL '13	-
FL '14	-
FL '15	-
FL '16	1
FL '17	2


Enrollments



Graduates

FL '12	-
FL '13	-
FL '14	-
FL '15	-
FL '16	-
FL '17	-

Graduates



Demographics	Male						Female						Grand Total					
	Full-time		Part-time		Male Total		Full-time		Part-time		Female Total		Full-time		Part-time		Grand Total	
	#	%	#	%	#	%	#	%	#	%	#	%	#	%	#	%	#	%
Asian																		
American Indian / Alaskan Native																		
Black or African American																		
Hispanic																		
White	1	50.0%	1	50.0%	2	100.0%							1	50.0%	1	50.0%	2	100.0%
Native Hawaiian or Pacific Islander																		
Unknown																		
Totals	1	50.0%	1	50.0%	2	100.0%							1	50.0%	1	50.0%	2	100.0%



Total Enrollment:

Male:

FT:

Avg Age:

Minority:

Female:

PT:

Feeder Enrl:

Feeder H.S. Enrollees

#

%

Carbondale	
Carterville	
Crab Orchard	
DuQuoin	
Elverado	
Herrin	
Johnston City	
Marion	
Murphysboro	
West Frankfort	
Trico	

Feeder H.S. Total

Agape Christian
GED

Age

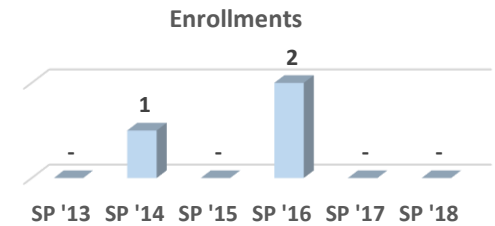
#

%

< = 17	
18-20	
21-25	
26-30	
31-40	
41-50	
51-60	
61-70	
71-80	
81+	
Unk	
Total	
Avg	
<21	
>60	

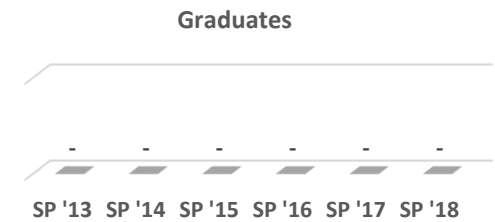
Enrollments

SP '13	-
SP '14	1
SP '15	-
SP '16	2
SP '17	-
SP '18	-



Graduates

SP '13	-
SP '14	-
SP '15	-
SP '16	-
SP '17	-
SP '18	-



Demographics	Male						Female						Grand Total					
	Full-time		Part-time		Male Total		Full-time		Part-time		Female Total		Full-time		Part-time		Grand Total	
	#	%	#	%	#	%	#	%	#	%	#	%	#	%	#	%	#	%
Asian																		
American Indian / Alaskan Native																		
Black or African American																		
Hispanic																		
White																		
Native Hawaiian or Pacific Islander																		
Unknown																		
Totals																		

2-Year Associate in Applied Science

Veterinary Technology

CIP Code: *51.0808*

Curriculum Code: *VET 2006*



Veterinary Technology

Summer 2017

CIP Code: 51.0808

Curriculum Code:

VET 2006

Program:

AAS

Total Enrollment: 5 100.0%

Male: 2 40.0%

FT: 2 40.0%

Avg Age: 22.1

Minority:

Female: 3 60.0%

PT: 3 60.0%

Feeder Enrl: 5 100.0%

Feeder H.S. Enrollees

%

Carbondale		
Carterville		
Crab Orchard	1	20.0%
DuQuoin		
Elverado		
Herrin		
Johnston City	1	20.0%
Marion		
Murphysboro		
West Frankfort	2	40.0%
Trico	1	20.0%
Feeder H.S. Total	5	100.0%

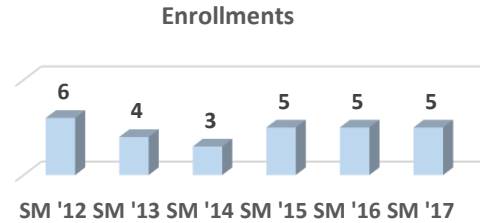
Agape Christian
GED

Age # %

< = 17		
18-20	3	60.0%
21-25	1	20.0%
26-30	1	20.0%
31-40		
41-50		
51-60		
61-70		
71-80		
81+		
Unk		
Total	5	100.0%
Avg	22.1	
<21	3	60.0%
>60		

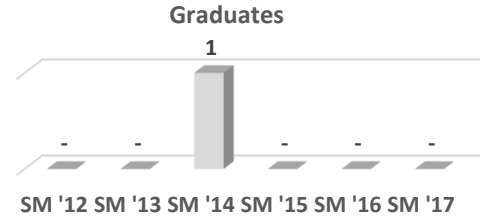
Enrollments

SM '12	6
SM '13	4
SM '14	3
SM '15	5
SM '16	5
SM '17	5



Graduates

SM '12	-
SM '13	-
SM '14	1
SM '15	-
SM '16	-
SM '17	-



Demographics	Male						Female						Grand Total					
	Full-time		Part-time		Male Total		Full-time		Part-time		Female Total		Full-time		Part-time		Grand Total	
	#	%	#	%	#	%	#	%	#	%	#	%	#	%	#	%	#	%
Asian																		
American Indian / Alaskan Native																		
Black or African American																		
Hispanic																		
White	1	20.0%	1	20.0%	2	40.0%	1	20.0%	2	40.0%	3	60.0%	2	40.0%	3	60.0%	5	100.0%
Native Hawaiian or Pacific Islander																		
Unknown																		
Totals	1	20.0%	1	20.0%	2	40.0%	1	20.0%	2	40.0%	3	60.0%	2	40.0%	3	60.0%	5	100.0%



Veterinary Technology

Fall 2017

CIP Code: 51.0808

Curriculum Code:

VET 2006

Program:

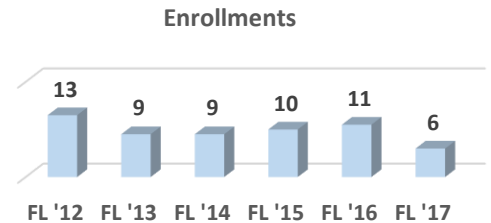
AAS

Total Enrollment:	6	100.0%	Male:	3	50.0%	FT:	4	66.7%	Avg Age:	21.7
Minority:	1	16.7%	Female:	3	50.0%	PT:	2	33.3%	Feeder Enrl:	6 100.0%

Feeder H.S. Enrollees	#	%	Age	#	%
Carbondale			< = 17		
Carterville			18-20	4	66.7%
Crab Orchard	1	16.7%	21-25	1	16.7%
DuQuoin			26-30	1	16.7%
Elverado			31-40		
Herrin	1	16.7%	41-50		
Johnston City	1	16.7%	51-60		
Marion			61-70		
Murphysboro			71-80		
West Frankfort	2	33.3%	81+		
Trico	1	16.7%	Unk		
Feeder H.S. Total	6	100.0%	Total	6	100.0%
Agape Christian			Avg	21.7	
GED			<21	4	66.7%
			>60		

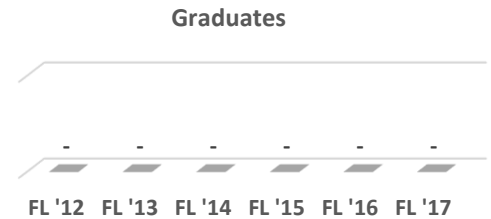
Enrollments

FL '12	13
FL '13	9
FL '14	9
FL '15	10
FL '16	11
FL '17	6



Graduates

FL '12	-
FL '13	-
FL '14	-
FL '15	-
FL '16	-
FL '17	-



Demographics	Male						Female						Grand Total					
	Full-time		Part-time		Male Total		Full-time		Part-time		Female Total		Full-time		Part-time		Grand Total	
	#	%	#	%	#	%	#	%	#	%	#	%	#	%	#	%	#	%
Asian																		
American Indian / Alaskan Native																		
Black or African American	1	16.7%			1	16.7%							1	16.7%			1	16.7%
Hispanic																		
White	1	16.7%	1	16.7%	2	33.3%	2	33.3%	1	16.7%	3	50.0%	3	50.0%	2	33.3%	5	83.3%
Native Hawaiian or Pacific Islander																		
Unknown																		
Totals	2	33.3%	1	16.7%	3	50.0%	2	33.3%	1	16.7%	3	50.0%	4	66.7%	2	33.3%	6	100.0%



Veterinary Technology

CIP Code: 51.0808

Curriculum Code:

VET 2006

Program:

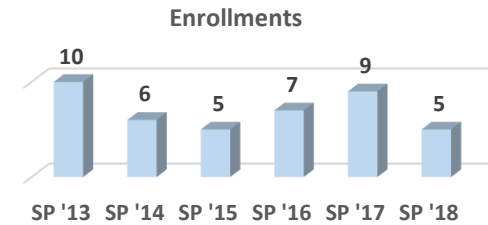
AAS

Spring 2018

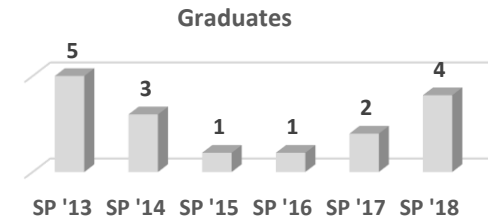
Total Enrollment:	5	100.0%	Male:	2	40.0%	FT:	4	80.0%	Avg Age:	22.6
Minority:			Female:	3	60.0%	PT:	1	20.0%	Feeder Enrl:	5 100.0%

Feeder H.S. Enrollees	#	%	Age	#	%
Carbondale			< = 17		
Carterville			18-20	3	60.0%
Crab Orchard	1	20.0%	21-25	1	20.0%
DuQuoin			26-30	1	20.0%
Elverado			31-40		
Herrin			41-50		
Johnston City	1	20.0%	51-60		
Marion			61-70		
Murphysboro			71-80		
West Frankfort	2	40.0%	81+		
Trico	1	20.0%	Unk		
Feeder H.S. Total	5	100.0%	Total	5	100.0%
Agape Christian			Avg	22.6	
GED			<21	3	60.0%
			>60		

Enrollments	#
SP '13	10
SP '14	6
SP '15	5
SP '16	7
SP '17	9
SP '18	5



Graduates	#
SP '13	5
SP '14	3
SP '15	1
SP '16	1
SP '17	2
SP '18	4



Demographics	Male						Female						Grand Total					
	Full-time		Part-time		Male Total		Full-time		Part-time		Female Total		Full-time		Part-time		Grand Total	
	#	%	#	%	#	%	#	%	#	%	#	%	#	%	#	%	#	%
Asian																		
American Indian / Alaskan Native																		
Black or African American																		
Hispanic																		
White	1	20.0%	1	20.0%	2	40.0%	3	60.0%			3	60.0%	4	80.0%	1	20.0%	5	100.0%
Native Hawaiian or Pacific Islander																		
Unknown																		
Totals	1	20.0%	1	20.0%	2	40.0%	3	60.0%			3	60.0%	4	80.0%	1	20.0%	5	100.0%

2-Year Associate in Applied Science

Welding Technology

CIP Code: *48.0508*

Curriculum Code: *WEL 2010*



Welding Technology

Summer 2017

CIP Code: 48.0508

Curriculum Code:

WEL 2010

Program:

AAS

Total Enrollment: 10 100.0%

Male: 7 70.0%

FT: 7 70.0%

Avg Age: 26.7

Minority:

Female: 3 30.0%

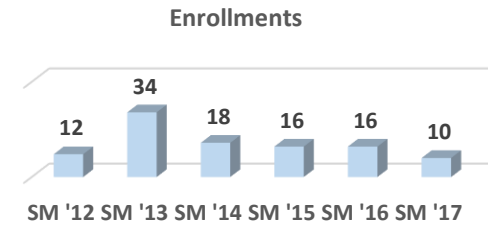
PT: 3 30.0%

Feeder Enrl: 4 40.0%

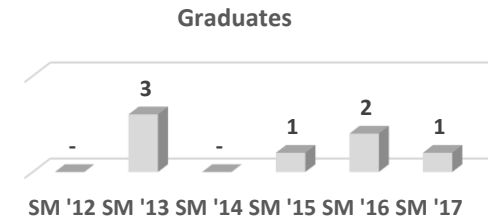
Feeder H.S. Enrollees	#	%
Carbondale		
Carterville		
Crab Orchard		
DuQuoin		
Elverado		
Herrin	1	10.0%
Johnston City	2	20.0%
Marion	1	10.0%
Murphysboro		
West Frankfort		
Trico		
Feeder H.S. Total	4	40.0%
Agape Christian		
GED		

Age	#	%
< = 17	1	10.0%
18-20	3	30.0%
21-25	2	20.0%
26-30	1	10.0%
31-40	2	20.0%
41-50	1	10.0%
51-60		
61-70		
71-80		
81+		
Unk		
Total	10	100.0%
Avg	26.7	
<21	4	40.0%
>60		

Enrollments	
SM '12	12
SM '13	34
SM '14	18
SM '15	16
SM '16	16
SM '17	10



Graduates	
SM '12	-
SM '13	3
SM '14	-
SM '15	1
SM '16	2
SM '17	1



Demographics	Male						Female						Grand Total					
	Full-time		Part-time		Male Total		Full-time		Part-time		Female Total		Full-time		Part-time		Grand Total	
	#	%	#	%	#	%	#	%	#	%	#	%	#	%	#	%	#	%
Asian																		
American Indian / Alaskan Native																		
Black or African American																		
Hispanic																		
White	4	40.0%	3	30.0%	7	70.0%	3	30.0%			3	30.0%	7	70.0%	3	30.0%	10	100.0%
Native Hawaiian or Pacific Islander																		
Unknown																		
Totals	4	40.0%	3	30.0%	7	70.0%	3	30.0%			3	30.0%	7	70.0%	3	30.0%	10	100.0%



Welding Technology

Fall 2017

CIP Code: 48.0508

Curriculum Code:

WEL 2010

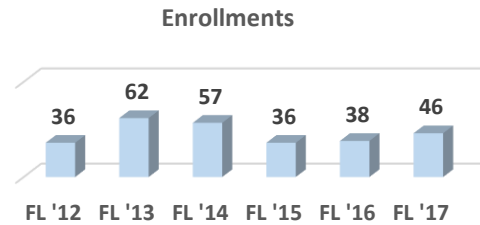
Program:

AAS

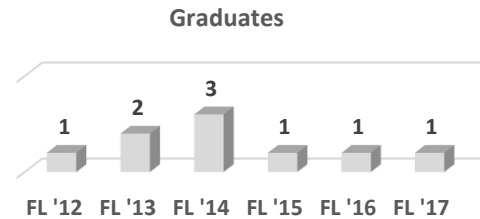
Total Enrollment:	46	100.0%	Male:	42	91.3%	FT:	32	69.6%	Avg Age:	24.9
Minority:	3	6.5%	Female:	4	8.7%	PT:	14	30.4%	Feeder Enrl:	27 58.7%

Feeder H.S. Enrollees	#	%	Age	#	%
Carbondale	4	8.7%	< = 17	1	2.2%
Carterville	1	2.2%	18-20	19	41.3%
Crab Orchard	3	6.5%	21-25	12	26.1%
DuQuoin	1	2.2%	26-30	6	13.0%
Elverado			31-40	5	10.9%
Herrin	7	15.2%	41-50	3	6.5%
Johnston City			51-60		
Marion	6	13.0%	61-70		
Murphysboro	1	2.2%	71-80		
West Frankfort	4	8.7%	81+		
Trico			Unk		
Feeder H.S. Total	27	58.7%	Total	46	100.0%
Agape Christian			Avg	24.9	
GED	8	17.4%	<21	20	43.5%
			>60		

Enrollments	
FL '12	36
FL '13	62
FL '14	57
FL '15	36
FL '16	38
FL '17	46



Graduates	
FL '12	1
FL '13	2
FL '14	3
FL '15	1
FL '16	1
FL '17	1



Demographics	Male						Female						Grand Total					
	Full-time		Part-time		Male Total		Full-time		Part-time		Female Total		Full-time		Part-time		Grand Total	
	#	%	#	%	#	%	#	%	#	%	#	%	#	%	#	%	#	%
Asian																		
American Indian / Alaskan Native																		
Black or African American	1	2.2%			1	2.2%	1	2.2%			1	2.2%	2	4.3%			2	4.3%
Hispanic																		
White	28	60.9%	11	23.9%	39	84.8%	1	2.2%	2	4.3%	3	6.5%	29	63.0%	13	28.3%	42	91.3%
Native Hawaiian or Pacific Islander			1	2.2%	1	2.2%									1	2.2%	1	2.2%
Unknown	1	2.2%			1	2.2%							1	2.2%			1	2.2%
Totals	30	65.2%	12	26.1%	42	91.3%	2	4.3%	2	4.3%	4	8.7%	32	69.6%	14	30.4%	46	100.0%



Welding Technology

Spring 2018

CIP Code: 48.0508

Curriculum Code:

WEL 2010

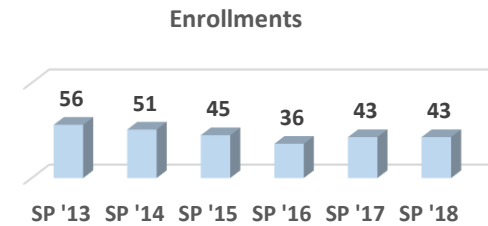
Program:

AAS

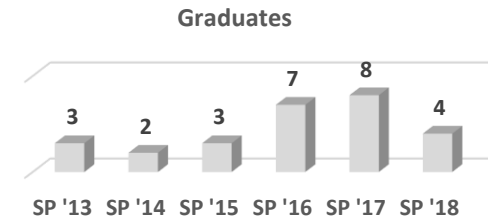
Total Enrollment:	43	100.0%	Male:	39	90.7%	FT:	29	67.4%	Avg Age:		
Minority:	1	2.3%	Female:	4	9.3%	PT:	14	32.6%	Feeder Enrl:	23	53.5%

Feeder H.S. Enrollees	#	%	Age	#	%
Carbondale	5	11.6%	< = 17		
Carterville	1	2.3%	18-20	16	37.2%
Crab Orchard	3	7.0%	21-25	14	32.6%
DuQuoin			26-30	2	4.7%
Elverado			31-40	6	14.0%
Herrin	4	9.3%	41-50	3	7.0%
Johnston City	1	2.3%	51-60	1	2.3%
Marion	4	9.3%	61-70	1	2.3%
Murphysboro	2	4.7%	71-80		
West Frankfort	3	7.0%	81+		
Trico			Unk		
Feeder H.S. Total	23	53.5%	Total	43	100.0%
Agape Christian			Avg		
GED	3	7.0%	<21	26.9	62.6%
			>60	1	2.3%

Enrollments	
SP '13	56
SP '14	51
SP '15	45
SP '16	36
SP '17	43
SP '18	43



Graduates	
SP '13	3
SP '14	2
SP '15	3
SP '16	7
SP '17	8
SP '18	4



Demographics	Male						Female						Grand Total					
	Full-time		Part-time		Male Total		Full-time		Part-time		Female Total		Full-time		Part-time		Grand Total	
	#	%	#	%	#	%	#	%	#	%	#	%	#	%	#	%	#	%
Asian																		
American Indian / Alaskan Native																		
Black or African American	1	2.3%			1	2.3%							1	2.3%			1	2.3%
Hispanic																		
White	23	53.5%	13	30.2%	36	83.7%	3	7.0%	1	2.3%	4	9.3%	26	60.5%	14	32.6%	40	93.0%
Native Hawaiian or Pacific Islander																		
Unknown	2	4.7%			2	4.7%							2	4.7%			2	4.7%
Totals	26	60.5%	13	30.2%	39	90.7%	3	7.0%	1	2.3%	4	9.3%	29	67.4%	14	32.6%	43	100.0%

JOHN A. LOGAN COLLEGE

FY 2017 – 18

*John A. Logan College - Program Data
1-Year Certificate of Achievement*



1-Year Certificate of Achievement

Accounting

CIP Code: **52.0301**

Curriculum Code: **00ACC0063**



Accounting

CIP Code: 52.0301

Curriculum Code:

00ACC0063

Program:

CER

Summer 2017

Total Enrollment: 3 100.0%

Male: 2 66.7%

FT: 3 100.0%

Avg Age: 21.8

Minority:

Female: 1 33.3%

PT:

Feeder Enrl: 2 66.7%

Feeder H.S. Enrollees

#	%
Carbondale	
Carterville	
Crab Orchard	
DuQuoin	
Elverado	
Herrin	
Johnston City	
Marion	1 33.3%
Murphysboro	1 33.3%
West Frankfort	
Trico	
Feeder H.S. Total	2 66.7%
Agape Christian	1 33.3%
GED	

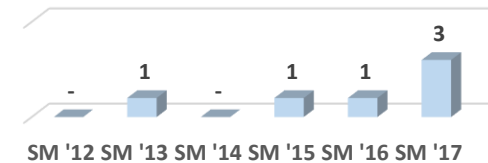
Age

#	%
< = 17	
18-20	1 33.3%
21-25	2 66.7%
26-30	
31-40	
41-50	
51-60	
61-70	
71-80	
81+	
Unk	
Total	3 100.0%
Avg	21.8
<21	1 33.3%
>=60	

Enrollments

SM '12	-
SM '13	1
SM '14	-
SM '15	1
SM '16	1
SM '17	3

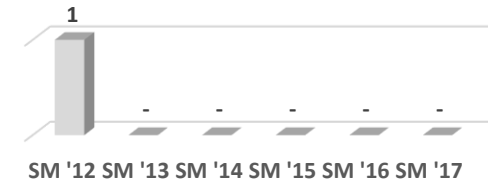
Enrollments



Graduates

SM '12	1
SM '13	-
SM '14	-
SM '15	-
SM '16	-
SM '17	-

Graduates



Demographics	Male						Female						Grand Total					
	Full-time		Part-time		Male Total		Full-time		Part-time		Female Total		Full-time		Part-time		Grand Total	
	#	%	#	%	#	%	#	%	#	%	#	%	#	%	#	%	#	%
Asian																		
American Indian / Alaskan Native																		
Black or African American																		
Hispanic																		
White	2	66.7%			2	66.7%	1	33.3%			1	33.3%	3	100.0%			3	100.0%
Native Hawaiian or Pacific Islander																		
Unknown																		
Totals	2	66.7%			2	66.7%	1	33.3%			1	33.3%	3	100.0%			3	100.0%



Accounting

CIP Code: 52.0301

Curriculum Code:

00ACC0063

Program:

CER

Fall 2017

Total Enrollment: 3 100.0%
Minority:

Male: 1 33.3%
Female: 2 66.7%

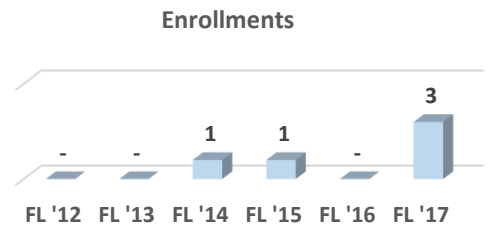
FT: 1 33.3%
PT: 2 66.7%

Avg Age: 21.5
Feeder Enrl: 1 33.3%

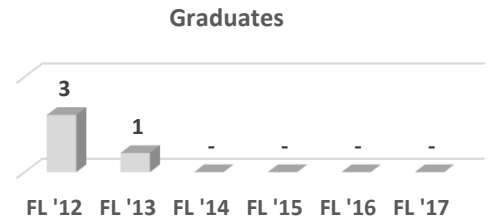
Feeder H.S. Enrollees	#	%
Carbondale	1	33.3%
Carterville		
Crab Orchard		
DuQuoin		
Elverado		
Herrin		
Johnston City	#####	
Marion		
Murphysboro		
West Frankfort		
Trico		
Feeder H.S. Total	1	33.3%
Agape Christian	1	33.3%
GED		

Age	#	%
<= 17		
18-20	1	33.3%
21-25	2	66.7%
26-30		
31-40		
41-50		
51-60		
61-70		
71-80		
81+		
Unk		
Total	3	100.0%
Avg	21.5	
<21	1	33.3%
>=60		

Enrollments	
FL '12	-
FL '13	-
FL '14	1
FL '15	1
FL '16	-
FL '17	3



Graduates	
FL '12	3
FL '13	1
FL '14	-
FL '15	-
FL '16	-
FL '17	-



Demographics	Male						Female						Grand Total					
	Full-time		Part-time		Male Total		Full-time		Part-time		Female Total		Full-time		Part-time		Grand Total	
	#	%	#	%	#	%	#	%	#	%	#	%	#	%	#	%	#	%
Asian																		
American Indian / Alaskan Native																		
Black or African American																		
Hispanic																		
White	1	33.3%			1	33.3%			2	66.7%	2	66.7%	1	33.3%	2	66.7%	3	100.0%
Native Hawaiian or Pacific Islander																		
Unknown																		
Totals	1	33.3%			1	33.3%			2	66.7%	2	66.7%	1	33.3%	2	66.7%	3	100.0%



Accounting

CIP Code: 52.0301

Curriculum Code:

00ACC0063

Program:

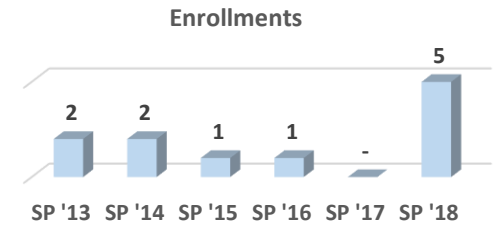
CER

Spring 2018

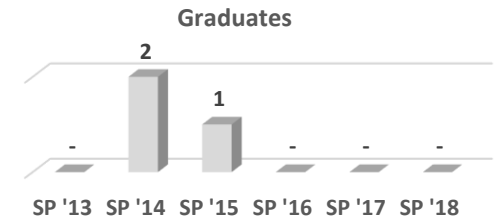
Total Enrollment:	5	100.0%	Male:	2	40.0%	FT:			Avg Age:	28.7
Minority:	2	40.0%	Female:	3	60.0%	PT:	5	100.0%	Feeder Enrl:	1 20.0%

Feeder H.S. Enrollees	#	%	Age	#	%
Carbondale			< = 17		
Carterville	1	20.0%	18-20	1	20.0%
Crab Orchard			21-25	3	60.0%
DuQuoin			26-30		
Elverado			31-40		
Herrin			41-50		
Johnston City			51-60	1	20.0%
Marion			61-70		
Murphysboro			71-80		
West Frankfort			81+		
Trico			Unk		
Feeder H.S. Total	1	20.0%	Total	5	100.0%
Agape Christian	1	20.0%	Avg	28.7	
GED			<21	1	20.0%
			>=60		

Enrollments	
SP '13	2
SP '14	2
SP '15	1
SP '16	1
SP '17	-
SP '18	5



Graduates	
SP '13	-
SP '14	2
SP '15	1
SP '16	-
SP '17	-
SP '18	-



Demographics	Male						Female						Grand Total					
	Full-time		Part-time		Male Total		Full-time		Part-time		Female Total		Full-time		Part-time		Grand Total	
	#	%	#	%	#	%	#	%	#	%	#	%	#	%	#	%	#	%
Asian									1	20.0%	1	20.0%			1	20.0%	1	20.0%
American Indian / Alaskan Native																		
Black or African American									1	20.0%	1	20.0%			1	20.0%	1	20.0%
Hispanic																		
White			2	40.0%	2	40.0%			1	20.0%	1	20.0%			3	60.0%	3	60.0%
Native Hawaiian or Pacific Islander																		
Unknown																		
Totals			2	40.0%	2	40.0%			3	60.0%	3	60.0%			5	100.0%	5	100.0%

1-Year Certificate of Achievement

ASL/Deaf Studies

CIP Code: *16.1603*

Curriculum Code: *IPP 0192*



ASL/Deaf Studies

Summer 2017

CIP Code: 16.1603

Curriculum Code:

IPP 0192

Program:

CER

Total Enrollment: 1 100.0%

Male:

FT:

Avg Age:

39.4

Minority:

Female: 1 100.0%

PT:

1 100.0%

Feeder Enrl:

Feeder H.S. Enrollees

%

Carbondale		
Carterville		
Crab Orchard		
DuQuoin		
Elverado		
Herrin		
Johnston City		
Marion		
Murphysboro		
West Frankfort		
Trico		

Feeder H.S. Total

Agape Christian		
GED	1	100.0%

Age

%

< = 17		
18-20		
21-25		
26-30		
31-40	1	100.0%
41-50		
51-60		
61-70		
71-80		
81+		
Unk		

Total 1 100.0%

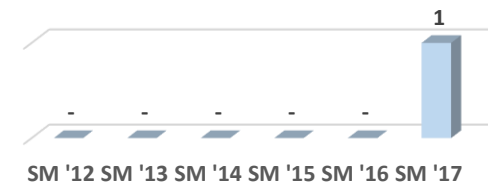
Avg 39.4

<21	
>60	

Enrollments

SM '12	-
SM '13	-
SM '14	-
SM '15	-
SM '16	-
SM '17	1

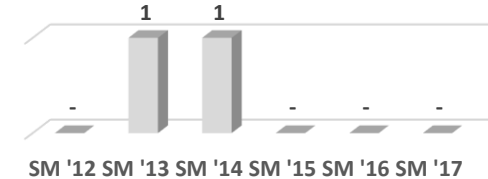
Enrollments



Graduates

SM '12	-
SM '13	1
SM '14	1
SM '15	-
SM '16	-
SM '17	-

Graduates



Demographics	Male						Female						Grand Total					
	Full-time		Part-time		Male Total		Full-time		Part-time		Female Total		Full-time		Part-time		Grand Total	
	#	%	#	%	#	%	#	%	#	%	#	%	#	%	#	%	#	%
Asian																		
American Indian / Alaskan Native																		
Black or African American																		
Hispanic																		
White									1	100.0%	1	100.0%			1	100.0%	1	100.0%
Native Hawaiian or Pacific Islander																		
Unknown																		
Totals									1	100.0%	1	100.0%			1	100.0%	1	100.0%



ASL/Deaf Studies

Fall 2017

CIP Code: 16.1603

Curriculum Code:

IPP 0192

Program:

CER

Total Enrollment: 3 100.0%

Male: 1 33.3%

FT:

Avg Age: 26.9

Minority:

Female: 2 66.7%

PT: 3 100.0%

Feeder Enrl:

Feeder H.S. Enrollees

%

Carbondale		
Carterville		
Crab Orchard		
DuQuoin		
Elverado		
Herrin		
Johnston City		
Marion		
Murphysboro		
West Frankfort		
Trico		

Feeder H.S. Total

Agape Christian		
GED	1	33.3%

Age

%

< = 17		
18-20	2	66.7%
21-25		
26-30		
31-40	1	33.3%
41-50		
51-60		
61-70		
71-80		
81+		
Unk		

Total 3 100.0%

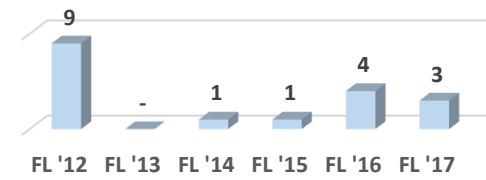
Avg 26.9

<21	2	66.7%
>60		

Enrollments

FL '12	9
FL '13	-
FL '14	1
FL '15	1
FL '16	4
FL '17	3

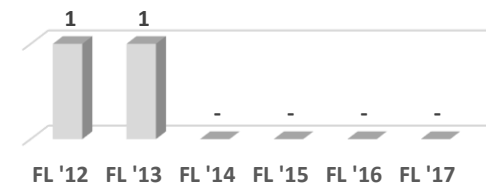
Enrollments



Graduates

FL '12	1
FL '13	1
FL '14	-
FL '15	-
FL '16	-
FL '17	-

Graduates



Demographics	Male						Female						Grand Total					
	Full-time		Part-time		Male Total		Full-time		Part-time		Female Total		Full-time		Part-time		Grand Total	
	#	%	#	%	#	%	#	%	#	%	#	%	#	%	#	%	#	%
Asian																		
American Indian / Alaskan Native																		
Black or African American																		
Hispanic																		
White			1	33.3%	1	33.3%			1	33.3%	1	33.3%			2	66.7%	2	66.7%
Native Hawaiian or Pacific Islander																		
Unknown									1	33.3%	1	33.3%			1	33.3%	1	33.3%
Totals			1	33.3%	1	33.3%			2	66.7%	2	66.7%			3	100.0%	3	100.0%



ASL/Deaf Studies

Spring 2018

CIP Code: 16.1603

Curriculum Code:

IPP 0192

Program:

CER

Total Enrollment: 2 100.0%

Male: 1 50.0%

FT:

Avg Age: 20.9

Minority:

Female: 1 50.0%

PT: 2 100.0%

Feeder Enrl:

Feeder H.S. Enrollees

%

Carbondale	
Carterville	
Crab Orchard	
DuQuoin	
Elverado	
Herrin	
Johnston City	
Marion	
Murphysboro	
West Frankfort	
Trico	

Feeder H.S. Total

Agape Christian
GED

Age


%

< = 17	
18-20	1 50.0%
21-25	1 50.0%
26-30	
31-40	
41-50	
51-60	
61-70	
71-80	
81+	
Unk	
Total	2 100.0%
Avg	20.9
<21	1 50.0%
>60	

Enrollments

SP '13	5
SP '14	1
SP '15	1
SP '16	1
SP '17	1
SP '18	2

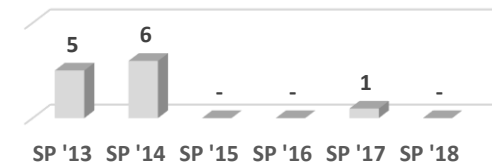
Enrollments



Graduates

SP '13	5
SP '14	6
SP '15	-
SP '16	-
SP '17	1
SP '18	-

Graduates



Demographics	Male						Female						Grand Total					
	Full-time		Part-time		Male Total		Full-time		Part-time		Female Total		Full-time		Part-time		Grand Total	
	#	%	#	%	#	%	#	%	#	%	#	%	#	%	#	%	#	%
Asian																		
American Indian / Alaskan Native																		
Black or African American																		
Hispanic																		
White			1	50.0%	1	50.0%									1	50.0%	1	50.0%
Native Hawaiian or Pacific Islander																		
Unknown									1	50.0%	1	50.0%			1	50.0%	1	50.0%
Totals			1	50.0%	1	50.0%			1	50.0%	1	50.0%			2	100.0%	2	100.0%

1-Year Certificate of Achievement

Auto Collision Technology

CIP Code: **47.0603**

Curriculum Code: **AUT 0014**



Auto Collision Technology

Summer 2017

CIP Code: 47.0603

Curriculum Code:

AUT 0014

Program:

CER

Total Enrollment: 3 100.0%

Male: 3 100.0%

FT:

Avg Age: 56.7

Minority:

Female:

PT: 3 100.0%

Feeder Enrl:

Feeder H.S. Enrollees

%

Carbondale		
Carterville		
Crab Orchard		
DuQuoin		
Elverado		
Herrin		
Johnston City		
Marion		
Murphysboro		
West Frankfort		
Trico		

Feeder H.S. Total

Agape Christian		
GED	1	33.3%

Age

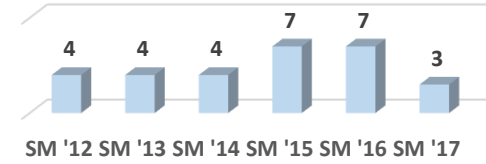
%

< = 17		
18-20		
21-25		
26-30		
31-40	1	33.3%
41-50		
51-60		
61-70	2	66.7%
71-80		
81+		
Unk		
Total	3	100.0%
Avg	56.7	
<21		
>60	2	66.7%

Enrollments

SM '12	4
SM '13	4
SM '14	4
SM '15	7
SM '16	7
SM '17	3

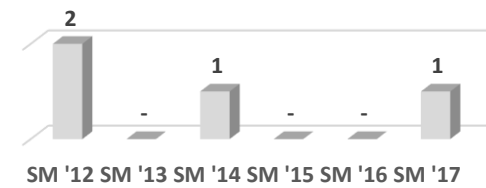
Enrollments



Graduates

SM '12	2
SM '13	-
SM '14	1
SM '15	-
SM '16	-
SM '17	1

Graduates



Demographics	Male						Female						Grand Total					
	Full-time		Part-time		Male Total		Full-time		Part-time		Female Total		Full-time		Part-time		Grand Total	
	#	%	#	%	#	%	#	%	#	%	#	%	#	%	#	%	#	%
Asian																		
American Indian / Alaskan Native																		
Black or African American																		
Hispanic																		
White			2	66.7%	2	66.7%									2	66.7%	2	66.7%
Native Hawaiian or Pacific Islander																		
Unknown			1	33.3%	1	33.3%									1	33.3%	1	33.3%
Totals			3	100.0%	3	100.0%									3	100.0%	3	100.0%



Auto Collision Technology

Fall 2017

CIP Code: 47.0603

Curriculum Code:

AUT 0014

Program:

CER

Total Enrollment: 12 100.0%
Minority: 1 8.3%

Male: 11 91.7%
Female: 1 8.3%

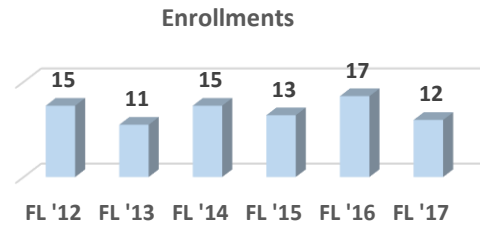
FT: 4 33.3%
PT: 8 66.7%

Avg Age: 49.6
Feeder Enrl: 2 16.7%

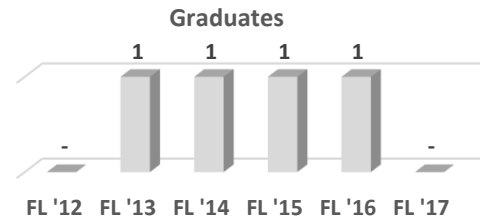
Feeder H.S. Enrollees	#	%
Carbondale		
Carterville		
Crab Orchard		
DuQuoin		
Elverado		
Herrin		
Johnston City		
Marion	2	16.7%
Murphysboro		
West Frankfort		
Trico		
Feeder H.S. Total	2	16.7%
Agape Christian		
GED	1	8.3%

Age	#	%
<= 17		
18-20	2	16.7%
21-25	1	8.3%
26-30		
31-40	1	8.3%
41-50	1	8.3%
51-60	1	8.3%
61-70	4	33.3%
71-80	1	8.3%
81+		
Unk	1	8.3%
Total	12	100.0%
Avg	49.6	
<21	2	16.7%
>60	5	41.7%

Enrollments	
FL '12	15
FL '13	11
FL '14	15
FL '15	13
FL '16	17
FL '17	12



Graduates	
FL '12	-
FL '13	1
FL '14	1
FL '15	1
FL '16	1
FL '17	-



Demographics	Male						Female						Grand Total					
	Full-time		Part-time		Male Total		Full-time		Part-time		Female Total		Full-time		Part-time		Grand Total	
	#	%	#	%	#	%	#	%	#	%	#	%	#	%	#	%	#	%
Asian																		
American Indian / Alaskan Native																		
Black or African American																		
Hispanic			1	8.3%	1	8.3%									1	8.3%	1	8.3%
White	4	33.3%	5	41.7%	9	75.0%			1	8.3%	1	8.3%	4	33.3%	6	50.0%	10	83.3%
Native Hawaiian or Pacific Islander																		
Unknown			1	8.3%	1	8.3%									1	8.3%	1	8.3%
Totals	4	33.3%	7	58.3%	11	91.7%			1	8.3%	1	8.3%	4	33.3%	8	66.7%	12	100.0%



Auto Collision Technology

Spring 2018

CIP Code: 47.0603

Curriculum Code:

AUT 0014

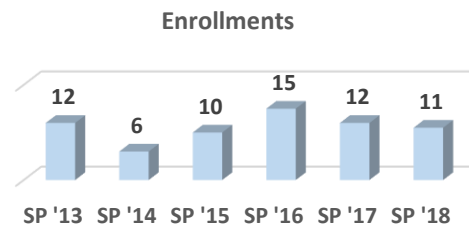
Program:

CER

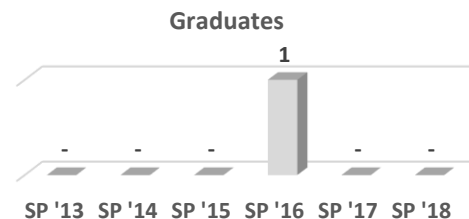
Total Enrollment:	11	100.0%	Male:	10	90.9%	FT:	3	27.3%	Avg Age:	56.2
Minority:	1	9.1%	Female:	1	9.1%	PT:	8	72.7%	Feeder Enrl:	1 9.1%

Feeder H.S. Enrollees	#	%	Age	#	%
Carbondale			< = 17		
Carterville			18-20	1	9.1%
Crab Orchard			21-25	1	9.1%
DuQuoin			26-30		
Elverado			31-40		
Herrin			41-50	1	9.1%
Johnston City			51-60	1	9.1%
Marion	1	9.1%	61-70	6	54.5%
Murphysboro			71-80	1	9.1%
West Frankfort			81+		
Trico			Unk		
Feeder H.S. Total	1	9.1%	Total	11	100.0%
Agape Christian			Avg	56.2	
GED			<21	1	9.1%
			>60	7	63.6%

Enrollments	
SP '13	12
SP '14	6
SP '15	10
SP '16	15
SP '17	12
SP '18	11



Graduates	
SP '13	-
SP '14	-
SP '15	-
SP '16	1
SP '17	-
SP '18	-



Demographics	Male						Female						Grand Total					
	Full-time		Part-time		Male Total		Full-time		Part-time		Female Total		Full-time		Part-time		Grand Total	
	#	%	#	%	#	%	#	%	#	%	#	%	#	%	#	%	#	%
Asian																		
American Indian / Alaskan Native																		
Black or African American																		
Hispanic	1	9.1%			1	9.1%							1	9.1%			1	9.1%
White	2	18.2%	6	54.5%	8	72.7%			1	9.1%	1	9.1%	2	18.2%	7	63.6%	9	81.8%
Native Hawaiian or Pacific Islander																		
Unknown			1	9.1%	1	9.1%									1	9.1%	1	9.1%
Totals	3	27.3%	7	63.6%	10	90.9%			1	9.1%	1	9.1%	3	27.3%	8	72.7%	11	100.0%

1-Year Certificate of Achievement

Auto Services Technology

CIP Code: **47.0604**

Curriculum Code: **00AST0052**



Auto Services Technology

Summer 2017

CIP Code: 47.0604

Curriculum Code: 00AST0052

Program: CER

Total Enrollment: 3 100.0%

Male: 3 100.0%

FT: 2 66.7%

Avg Age: 24.6

Minority:

Female:

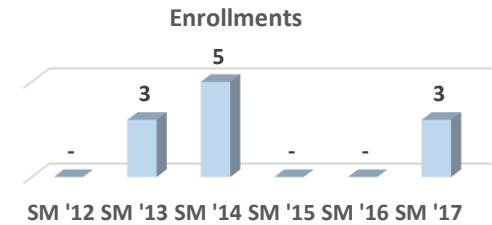
PT: 1 33.3%

Feeder Enrl: 2 66.7%

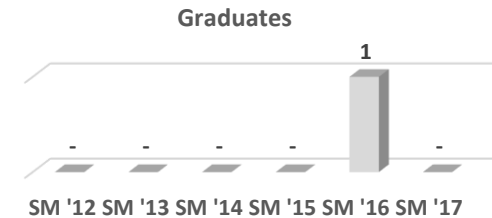
Feeder H.S. Enrollees	#	%
Carbondale	1	33.3%
Carterville	1	33.3%
Crab Orchard		
DuQuoin		
Elverado		
Herrin		
Johnston City		
Marion		
Murphysboro		
West Frankfort		
Trico		
Feeder H.S. Total	2	66.7%
Agape Christian		
GED		

Age	#	%
< = 17		
18-20	1	33.3%
21-25	1	33.3%
26-30		
31-40	1	33.3%
41-50		
51-60		
61-70		
71-80		
81+		
Unk		
Total	3	100.0%
Avg	24.6	
<21	1	33.3%
>60		

Enrollments	
SM '12	-
SM '13	3
SM '14	5
SM '15	-
SM '16	-
SM '17	3



Graduates	
SM '12	-
SM '13	-
SM '14	-
SM '15	-
SM '16	1
SM '17	-



Demographics	Male						Female						Grand Total					
	Full-time		Part-time		Male Total		Full-time		Part-time		Female Total		Full-time		Part-time		Grand Total	
	#	%	#	%	#	%	#	%	#	%	#	%	#	%	#	%	#	%
Asian																		
American Indian / Alaskan Native																		
Black or African American																		
Hispanic																		
White	1	33.3%	1	33.3%	2	66.7%							1	33.3%	1	33.3%	2	66.7%
Native Hawaiian or Pacific Islander																		
Unknown	1	33.3%			1	33.3%							1	33.3%			1	33.3%
Totals	2	66.7%	1	33.3%	3	100.0%							2	66.7%	1	33.3%	3	100.0%



Auto Services Technology

Fall 2017

CIP Code: 47.0604

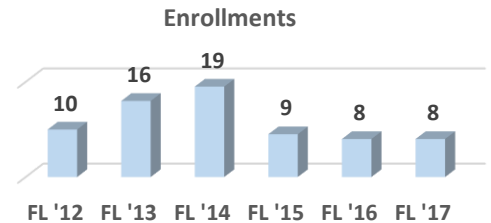
Curriculum Code: 00AST0052

Program: CER

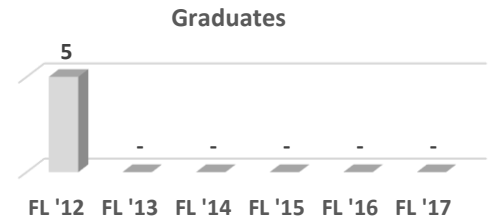
Total Enrollment:	8	100.0%	Male:	7	87.5%	FT:	6	75.0%	Avg Age:	29.5
Minority:	1	12.5%	Female:	1	12.5%	PT:	2	25.0%	Feeder Enrl:	5 62.5%

Feeder H.S. Enrollees	#	%	Age	#	%
Carbondale	3	37.5%	< = 17		
Carterville	1	12.5%	18-20	3	37.5%
Crab Orchard			21-25	2	25.0%
DuQuoin			26-30		
Elverado			31-40	2	25.0%
Herrin			41-50		
Johnston City			51-60		
Marion			61-70	1	12.5%
Murphysboro	1	12.5%	71-80		
West Frankfort			81+		
Trico			Unk		
Feeder H.S. Total	5	62.5%	Total	8	100.0%
Agape Christian			Avg	29.5	
GED			<21	3	37.5%
			>60	1	12.5%

Enrollments	
FL '12	10
FL '13	16
FL '14	19
FL '15	9
FL '16	8
FL '17	8



Graduates	
FL '12	5
FL '13	-
FL '14	-
FL '15	-
FL '16	-
FL '17	-



Demographics	Male						Female						Grand Total					
	Full-time		Part-time		Male Total		Full-time		Part-time		Female Total		Full-time		Part-time		Grand Total	
	#	%	#	%	#	%	#	%	#	%	#	%	#	%	#	%	#	%
Asian																		
American Indian / Alaskan Native																		
Black or African American	1	12.5%			1	12.5%							1	12.5%			1	12.5%
Hispanic																		
White	4	50.0%	1	12.5%	5	62.5%	1	12.5%			1	12.5%	5	62.5%	1	12.5%	6	75.0%
Native Hawaiian or Pacific Islander																		
Unknown			1	12.5%	1	12.5%									1	12.5%	1	12.5%
Totals	5	62.5%	2	25.0%	7	87.5%	1	12.5%			1	12.5%	6	75.0%	2	25.0%	8	100.0%



Auto Services Technology

Spring 2018

CIP Code: 47.0604

Curriculum Code: 00AST0052

Program: CER

Total Enrollment: 8 100.0%

Male: 8 100.0%

FT: 4 50.0%

Avg Age: 25.7

Minority:

Female:

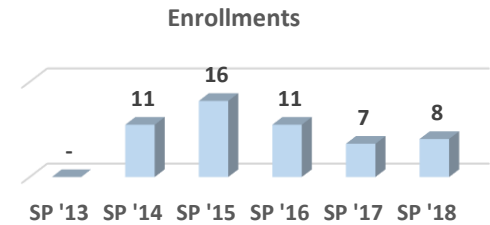
PT: 4 50.0%

Feeder Enrl: 7 87.5%

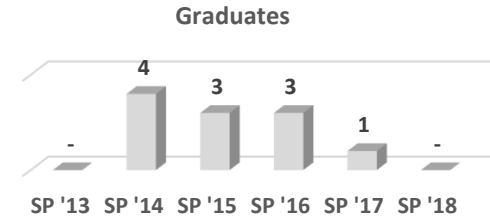
Feeder H.S. Enrollees	#	%
Carbondale	2	25.0%
Carterville	2	25.0%
Crab Orchard		
DuQuoin		
Elverado	1	12.5%
Herrin	1	12.5%
Johnston City		
Marion		
Murphysboro	1	12.5%
West Frankfort		
Trico		
Feeder H.S. Total	7	87.5%
Agape Christian		
GED		

Age	#	%
< = 17		
18-20	6	75.0%
21-25	1	12.5%
26-30		
31-40		
41-50		
51-60		
61-70	1	12.5%
71-80		
81+		
Unk		
Total	8	100.0%
Avg	25.7	
<21	6	75.0%
>60	1	12.5%

Enrollments	
SP '13	-
SP '14	11
SP '15	16
SP '16	11
SP '17	7
SP '18	8



Graduates	
SP '13	-
SP '14	4
SP '15	3
SP '16	3
SP '17	1
SP '18	-



Demographics	Male						Female						Grand Total					
	Full-time		Part-time		Male Total		Full-time		Part-time		Female Total		Full-time		Part-time		Grand Total	
	#	%	#	%	#	%	#	%	#	%	#	%	#	%	#	%	#	%
Asian																		
American Indian / Alaskan Native																		
Black or African American																		
Hispanic																		
White	4	50.0%	3	37.5%	7	87.5%							4	50.0%	3	37.5%	7	87.5%
Native Hawaiian or Pacific Islander																		
Unknown			1	12.5%	1	12.5%									1	12.5%	1	12.5%
Totals	4	50.0%	4	50.0%	8	100.0%							4	50.0%	4	50.0%	8	100.0%

1-Year Certificate of Achievement

Bookkeeping - Clerical Studies

CIP Code: 52.0302

Curriculum Code: 00BUS0053



Bookkeeping - Clerical Studies

Summer 2017

CIP Code: 52.0302

Curriculum Code:

00BUS0053

Program:

CER

Total Enrollment:

Male:

FT:

Avg Age:

Minority:

Female:

PT:

Feeder Enrl:

Feeder H.S. Enrollees

#

%

Carbondale	
Carterville	
Crab Orchard	
DuQuoin	
Elverado	
Herrin	
Johnston City	
Marion	
Murphysboro	
West Frankfort	
Trico	

Feeder H.S. Total

Agape Christian	
GED	

Age

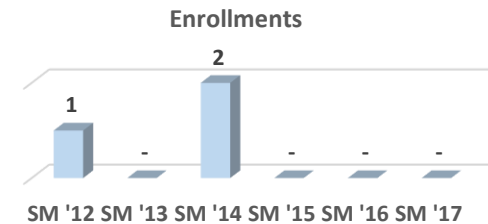
#

%

< = 17	
18-20	
21-25	
26-30	
31-40	
41-50	
51-60	
61-70	
71-80	
81+	
Unk	
Total	
Avg	
<21	
>60	

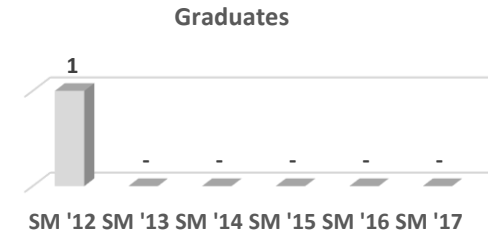
Enrollments

SM '12	1
SM '13	-
SM '14	2
SM '15	-
SM '16	-
SM '17	-



Graduates

SM '12	1
SM '13	-
SM '14	-
SM '15	-
SM '16	-
SM '17	-



Demographics	Male						Female						Grand Total					
	Full-time		Part-time		Male Total		Full-time		Part-time		Female Total		Full-time		Part-time		Grand Total	
	#	%	#	%	#	%	#	%	#	%	#	%	#	%	#	%	#	%
Asian																		
American Indian / Alaskan Native																		
Black or African American																		
Hispanic																		
White																		
Native Hawaiian or Pacific Islander																		
Unknown																		
Totals																		



Bookkeeping - Clerical Studies

Fall 2017

CIP Code: 52.0302

Curriculum Code:

00BUS0053

Program:

CER

Total Enrollment:

Male:

FT:

Avg Age:

Minority:

Female:

PT:

Feeder Enrl:

Feeder H.S. Enrollees

#

%

Carbondale	
Carterville	
Crab Orchard	
DuQuoin	
Elverado	
Herrin	
Johnston City	
Marion	
Murphysboro	
West Frankfort	
Trico	

Feeder H.S. Total

Agape Christian	
GED	

Age

#

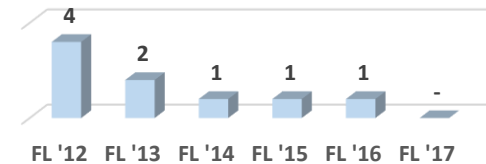
%

< = 17	
18-20	
21-25	
26-30	
31-40	
41-50	
51-60	
61-70	
71-80	
81+	
Unk	
Total	
Avg	
<21	
>60	

Enrollments

FL '12	4
FL '13	2
FL '14	1
FL '15	1
FL '16	1
FL '17	-

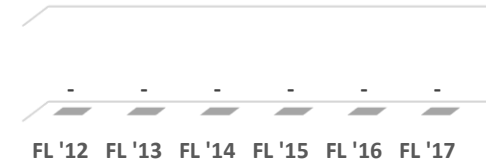
Enrollments



Graduates

FL '12	-
FL '13	-
FL '14	-
FL '15	-
FL '16	-
FL '17	-

Graduates



Demographics	Male						Female						Grand Total					
	Full-time		Part-time		Male Total		Full-time		Part-time		Female Total		Full-time		Part-time		Grand Total	
	#	%	#	%	#	%	#	%	#	%	#	%	#	%	#	%	#	%
Asian																		
American Indian / Alaskan Native																		
Black or African American																		
Hispanic																		
White																		
Native Hawaiian or Pacific Islander																		
Unknown																		
Totals																		



Bookkeeping - Clerical Studies

Spring 2018

CIP Code: 52.0302

Curriculum Code:

00BUS0053

Program:

CER

Total Enrollment: 1 100.0%

Male:

FT:

1 100.0%

Avg Age:

29.8

Minority:

Female:

1 100.0%

PT:

Feeder Enrl:

1 100.0%

Feeder H.S. Enrollees

%

Carbondale	1	100.0%
Carterville		
Crab Orchard		
DuQuoin		
Elverado		
Herrin		
Johnston City		
Marion		
Murphysboro		
West Frankfort		
Trico		

Feeder H.S. Total 1 100.0%

Agape Christian
GED

Age

%

< = 17		
18-20		
21-25		
26-30	1	100.0%
31-40		
41-50		
51-60		
61-70		
71-80		
81+		
Unk		

Total 1 100.0%


Avg 29.8

<21
>60

Enrollments

SP '13	3
SP '14	1
SP '15	-
SP '16	-
SP '17	1
SP '18	1

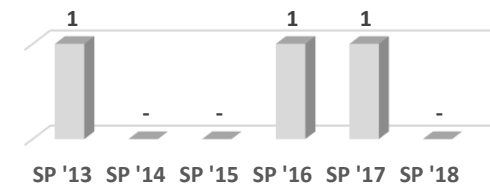
Enrollments



Graduates

SP '13	1
SP '14	-
SP '15	-
SP '16	1
SP '17	1
SP '18	-

Graduates



Demographics	Male						Female						Grand Total					
	Full-time		Part-time		Male Total		Full-time		Part-time		Female Total		Full-time		Part-time		Grand Total	
	#	%	#	%	#	%	#	%	#	%	#	%	#	%	#	%	#	%
Asian																		
American Indian / Alaskan Native																		
Black or African American																		
Hispanic																		
White							1	100.0%			1	100.0%	1	100.0%			1	100.0%
Native Hawaiian or Pacific Islander																		
Unknown																		
Totals							1	100.0%			1	100.0%	1	100.0%			1	100.0%

1-Year Certificate of Achievement

Business Management

CIP Code: **52.0201**

Curriculum Code: **BUS 2007**



Business Management

Summer 2017

CIP Code: 52.0201

Curriculum Code:

BUS 2007

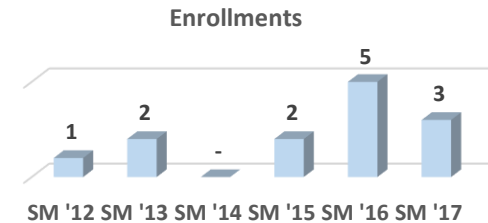
Program:

CER

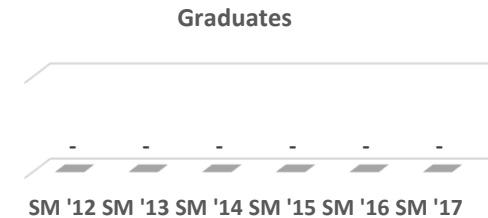
Total Enrollment:	3	100.0%	Male:	1	33.3%	FT:	1	33.3%	Avg Age:	34.9
Minority:	1	33.3%	Female:	2	66.7%	PT:	2	66.7%	Feeder Enrl:	1 33.3%

Feeder H.S. Enrollees	#	%	Age	#	%
Carbondale	1	33.3%	< = 17		
Carterville			18-20		
Crab Orchard			21-25	1	33.3%
DuQuoin			26-30		
Elverado			31-40	1	33.3%
Herrin			41-50		
Johnston City			51-60	1	33.3%
Marion			61-70		
Murphysboro			71-80		
West Frankfort			81+		
Trico			Unk		
Feeder H.S. Total	1	33.3%	Total	3	100.0%
Agape Christian			Avg	34.9	
GED			<21		
			>60		

Enrollments	
SM '12	1
SM '13	2
SM '14	-
SM '15	2
SM '16	5
SM '17	3



Graduates	
SM '12	-
SM '13	-
SM '14	-
SM '15	-
SM '16	-
SM '17	-



Demographics	Male						Female						Grand Total					
	Full-time		Part-time		Male Total		Full-time		Part-time		Female Total		Full-time		Part-time		Grand Total	
	#	%	#	%	#	%	#	%	#	%	#	%	#	%	#	%	#	%
Asian																		
American Indian / Alaskan Native																		
Black or African American							1	33.3%			1	33.3%	1	33.3%			1	33.3%
Hispanic																		
White			1	33.3%	1	33.3%			1	33.3%	1	33.3%			2	66.7%	2	66.7%
Native Hawaiian or Pacific Islander																		
Unknown																		
Totals			1	33.3%	1	33.3%	1	33.3%	1	33.3%	2	66.7%	1	33.3%	2	66.7%	3	100.0%



Business Management

Fall 2017

CIP Code: 52.0201

Curriculum Code:

BUS 2007

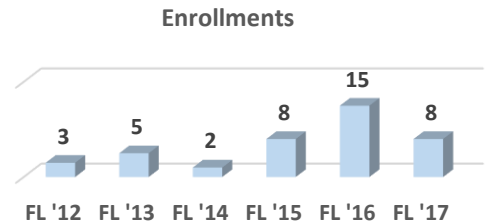
Program:

CER

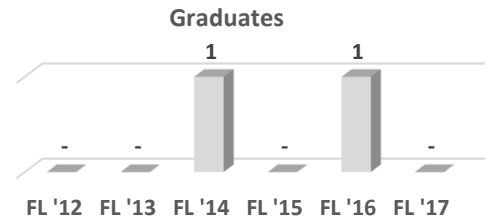
Total Enrollment:	8	100.0%	Male:	5	62.5%	FT:	4	50.0%	Avg Age:	29.4
Minority:	3	37.5%	Female:	3	37.5%	PT:	4	50.0%	Feeder Enrl:	4 50.0%

Feeder H.S. Enrollees	#	%	Age	#	%
Carbondale	1	12.5%	< = 17		
Carterville	1	12.5%	18-20	1	12.5%
Crab Orchard	1	12.5%	21-25	3	37.5%
DuQuoin			26-30	1	12.5%
Elverado			31-40	2	25.0%
Herrin	1	12.5%	41-50		
Johnston City			51-60	1	12.5%
Marion			61-70		
Murphysboro			71-80		
West Frankfort			81+		
Trico			Unk		
Feeder H.S. Total	4	50.0%	Total	8	100.0%
Agape Christian			Avg	29.4	
GED	1	12.5%	<21	1	12.5%
			>60		

Enrollments	
FL '12	3
FL '13	5
FL '14	2
FL '15	8
FL '16	15
FL '17	8



Graduates	
FL '12	-
FL '13	-
FL '14	1
FL '15	-
FL '16	1
FL '17	-



Demographics	Male						Female						Grand Total					
	Full-time		Part-time		Male Total		Full-time		Part-time		Female Total		Full-time		Part-time		Grand Total	
	#	%	#	%	#	%	#	%	#	%	#	%	#	%	#	%	#	%
Asian									1	12.5%	1	12.5%			1	12.5%	1	12.5%
American Indian / Alaskan Native																		
Black or African American	2	25.0%			2	25.0%							2	25.0%			2	25.0%
Hispanic																		
White	2	25.0%	1	12.5%	3	37.5%			2	25.0%	2	25.0%	2	25.0%	3	37.5%	5	62.5%
Native Hawaiian or Pacific Islander																		
Unknown																		
Totals	4	50.0%	1	12.5%	5	62.5%			3	37.5%	3	37.5%	4	50.0%	4	50.0%	8	100.0%



Business Management

Spring 2018

CIP Code: 52.0201

Curriculum Code:

BUS 2007

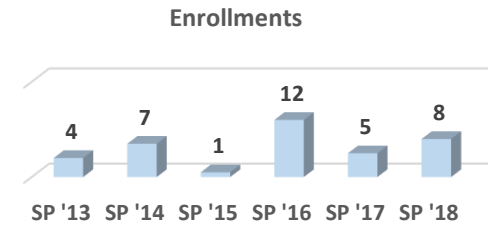
Program:

CER

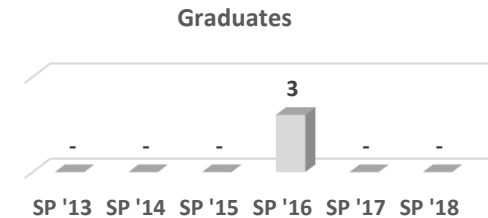
Total Enrollment:	8	100.0%	Male:	4	50.0%	FT:	3	37.5%	Avg Age:	32.9
Minority:	1	12.5%	Female:	4	50.0%	PT:	5	62.5%	Feeder Enrl:	5 62.5%

Feeder H.S. Enrollees	#	%	Age	#	%
Carbondale			< = 17		
Carterville			18-20	2	25.0%
Crab Orchard			21-25	1	12.5%
DuQuoin	1	12.5%	26-30	1	12.5%
Elverado			31-40	3	37.5%
Herrin	1	12.5%	41-50		
Johnston City			51-60		
Marion	2	25.0%	61-70	1	12.5%
Murphysboro	1	12.5%	71-80		
West Frankfort			81+		
Trico			Unk		
Feeder H.S. Total	5	62.5%	Total	8	100.0%
Agape Christian			Avg	32.9	
GED	1	12.5%	<21	2	25.0%
			>60	1	12.5%

Enrollments	
SP '13	4
SP '14	7
SP '15	1
SP '16	12
SP '17	5
SP '18	8



Graduates	
SP '13	-
SP '14	-
SP '15	-
SP '16	3
SP '17	-
SP '18	-



Demographics	Male						Female						Grand Total					
	Full-time		Part-time		Male Total		Full-time		Part-time		Female Total		Full-time		Part-time		Grand Total	
	#	%	#	%	#	%	#	%	#	%	#	%	#	%	#	%	#	%
Asian																		
American Indian / Alaskan Native																		
Black or African American	1	12.5%			1	12.5%							1	12.5%			1	12.5%
Hispanic																		
White	2	25.0%	1	12.5%	3	37.5%			3	37.5%	3	37.5%	2	25.0%	4	50.0%	6	75.0%
Native Hawaiian or Pacific Islander																		
Unknown									1	12.5%	1	12.5%			1	12.5%	1	12.5%
Totals	3	37.5%	1	12.5%	4	50.0%			4	50.0%	4	50.0%	3	37.5%	5	62.5%	8	100.0%

1-Year Certificate of Achievement

CNC Machinist

CIP Code: **48.0510**

Curriculum Code: **MAC 2014**



CNC Machinist

CIP Code: 48.0510

Curriculum Code:

MAC 2014

Program:

CER

Summer 2017

Total Enrollment:

Male:

FT:

Avg Age:

Minority:

Female:

PT:

Feeder Enrl:

Feeder H.S. Enrollees

#

%

Age

#

%

Enrollments

Enrollments

Carbondale
Carterville
Crab Orchard
DuQuoin
Elverado
Herrin
Johnston City
Marion
Murphysboro
West Frankfort
Trico

< = 17
18-20
21-25
26-30
31-40
41-50
51-60
61-70
71-80
81+

SM '12 -
SM '13 -
SM '14 -
SM '15 -
SM '16 -
SM '17 -

SM '12 SM '13 SM '14 SM '15 SM '16 SM '17

Feeder H.S. Total

Total

Avg

Agape Christian
GED

<21
>60

Graduates

Graduates

SM '12 -
SM '13 -
SM '14 -
SM '15 -
SM '16 -
SM '17 -

SM '12 SM '13 SM '14 SM '15 SM '16 SM '17

Demographics	Male						Female						Grand Total					
	Full-time		Part-time		Male Total		Full-time		Part-time		Female Total		Full-time		Part-time		Grand Total	
	#	%	#	%	#	%	#	%	#	%	#	%	#	%	#	%	#	%
Asian																		
American Indian / Alaskan Native																		
Black or African American																		
Hispanic																		
White																		
Native Hawaiian or Pacific Islander																		
Unknown																		
Totals																		



CNC Machinist

Fall 2017

CIP Code: 48.0510

Curriculum Code:

MAC 2014

Program:

CER

Total Enrollment: 5 100.0%
Minority: 1 20.0%

Male: 5 100.0%
Female: 0 0.0%

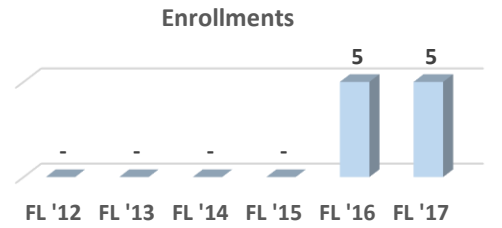
FT: 1 20.0%
PT: 4 80.0%

Avg Age: 25.0
Feeder Enrl: 2 40.0%

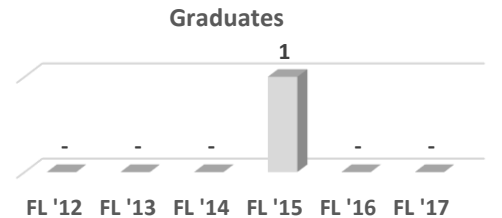
Feeder H.S. Enrollees	#	%
Carbondale		
Cartersville		
Crab Orchard		
DuQuoin		
Elverado		
Herrin	1	20.0%
Johnston City		
Marion		
Murphysboro	1	20.0%
West Frankfort		
Trico		
Feeder H.S. Total	2	40.0%
Agape Christian		
GED		

Age	#	%
<= 17		
18-20		
21-25	3	60.0%
26-30	2	40.0%
31-40		
41-50		
51-60		
61-70		
71-80		
81+		
Unk		
Total	5	100.0%
Avg	25.0	
<21		
>60		

Enrollments	#
FL '12	-
FL '13	-
FL '14	-
FL '15	-
FL '16	5
FL '17	5



Graduates	#
FL '12	-
FL '13	-
FL '14	-
FL '15	1
FL '16	-
FL '17	-



Demographics	Male						Female						Grand Total					
	Full-time		Part-time		Male Total		Full-time		Part-time		Female Total		Full-time		Part-time		Grand Total	
	#	%	#	%	#	%	#	%	#	%	#	%	#	%	#	%	#	%
Asian																		
American Indian / Alaskan Native																		
Black or African American			1	20.0%	1	20.0%									1	20.0%	1	20.0%
Hispanic																		
White	1	20.0%	3	60.0%	4	80.0%							1	20.0%	3	60.0%	4	80.0%
Native Hawaiian or Pacific Islander																		
Unknown																		
Totals	1	20.0%	4	80.0%	5	100.0%							1	20.0%	4	80.0%	5	100.0%



CNC Machinist

CIP Code: 48.0510

Curriculum Code:

MAC 2014

Program:

CER

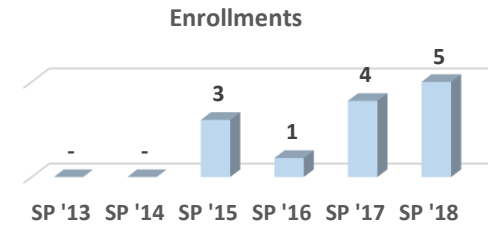
Spring 2018

Total Enrollment:	5	100.0%	Male:	5	100.0%	FT:	2	40.0%	Avg Age:	29.5
Minority:	1	20.0%	Female:			PT:	3	60.0%	Feeder Enrl:	2 40.0%

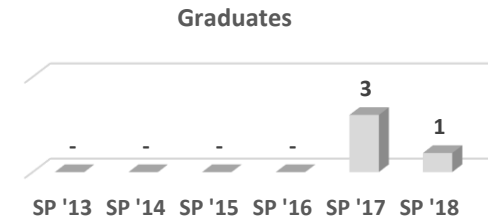
Feeder H.S. Enrollees	#	%
Carbondale		
Carterville		
Crab Orchard		
DuQuoin		
Elverado		
Herrin	1	20.0%
Johnston City		
Marion		
Murphysboro	1	20.0%
West Frankfort		
Trico		
Feeder H.S. Total	2	40.0%
Agape Christian		
GED	1	20.0%

Age	#	%
< = 17		
18-20		
21-25	2	40.0%
26-30	2	40.0%
31-40		
41-50	1	20.0%
51-60		
61-70		
71-80		
81+		
Unk		
Total	5	100.0%
Avg	29.5	
<21		
>60		

Enrollments	
SP '13	-
SP '14	-
SP '15	3
SP '16	1
SP '17	4
SP '18	5



Graduates	
SP '13	-
SP '14	-
SP '15	-
SP '16	-
SP '17	3
SP '18	1



Demographics	Male						Female						Grand Total					
	Full-time		Part-time		Male Total		Full-time		Part-time		Female Total		Full-time		Part-time		Grand Total	
	#	%	#	%	#	%	#	%	#	%	#	%	#	%	#	%	#	%
Asian																		
American Indian / Alaskan Native																		
Black or African American			1	20.0%	1	20.0%									1	20.0%	1	20.0%
Hispanic																		
White	2	40.0%	2	40.0%	4	80.0%							2	40.0%	2	40.0%	4	80.0%
Native Hawaiian or Pacific Islander																		
Unknown																		
Totals	2	40.0%	3	60.0%	5	100.0%							2	40.0%	3	60.0%	5	100.0%

1-Year Certificate of Achievement

Computer Information Systems

CIP Code: **11.0401**

Curriculum Code: **CIS 0401**



Computer Information Systems

Summer 2017

CIP Code: 11.0401

Curriculum Code:

CIS 0401

Program:

CER

Total Enrollment: 1 100.0%
Minority: 1 100.0%

Male: 1 100.0%
Female:

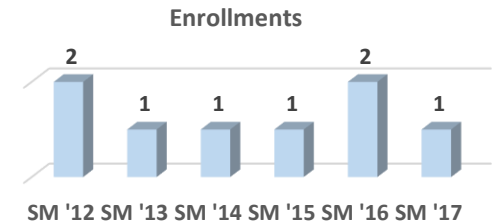
FT: 1 100.0%
PT:

Avg Age: 30.8
Feeder Enrl: 1 100.0%

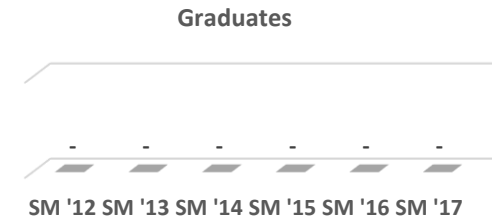
Feeder H.S. Enrollees	#	%
Carbondale		
Carterville		
Crab Orchard		
DuQuoin	1	100.0%
Elverado		
Herrin		
Johnston City		
Marion		
Murphysboro		
West Frankfort		
Trico		
Feeder H.S. Total	1	100.0%
Agape Christian		
GED		

Age	#	%
< = 17		
18-20		
21-25		
26-30	1	100.0%
31-40		
41-50		
51-60		
61-70		
71-80		
81+		
Unk		
Total	1	100.0%
Avg	30.8	
<21		
>60		

Enrollments	
SM '12	2
SM '13	1
SM '14	1
SM '15	1
SM '16	2
SM '17	1



Graduates	
SM '12	-
SM '13	-
SM '14	-
SM '15	-
SM '16	-
SM '17	-



Demographics	Male						Female						Grand Total					
	Full-time		Part-time		Male Total		Full-time		Part-time		Female Total		Full-time		Part-time		Grand Total	
	#	%	#	%	#	%	#	%	#	%	#	%	#	%	#	%	#	%
Asian																		
American Indian / Alaskan Native																		
Black or African American	1	100.0%			1	100.0%							1	100.0%			1	100.0%
Hispanic																		
White																		
Native Hawaiian or Pacific Islander																		
Unknown																		
Totals	1	100.0%			1	100.0%							1	100.0%			1	100.0%



Computer Information Systems

Fall 2017

CIP Code: 11.0401

Curriculum Code:

CIS 0401

Program:

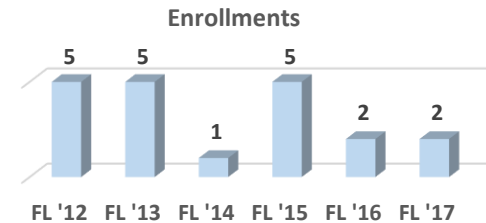
CER

Total Enrollment:	2	100.0%	Male:	2	100.0%	FT:	1	50.0%	Avg Age:	28.9
Minority:	1	50.0%	Female:			PT:	1	50.0%	Feeder Enrl:	2 100.0%

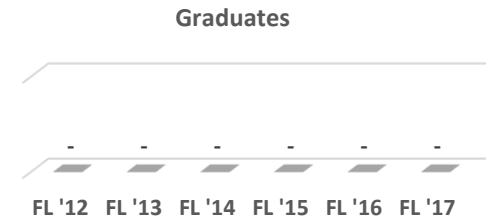
Feeder H.S. Enrollees	#	%
Carbondale		
Carterville		
Crab Orchard		
DuQuoin	1	50.0%
Elverado		
Herrin		
Johnston City		
Marion		
Murphysboro		
West Frankfort	1	50.0%
Trico		
Feeder H.S. Total	2	100.0%
Agape Christian		
GED		

Age	#	%
<= 17		
18-20		
21-25		
26-30	2	100.0%
31-40		
41-50		
51-60		
61-70		
71-80		
81+		
Unk		
Total	2	100.0%
Avg	28.9	
<21		
>60		

Enrollments	
FL '12	5
FL '13	5
FL '14	1
FL '15	5
FL '16	2
FL '17	2



Graduates	
FL '12	-
FL '13	-
FL '14	-
FL '15	-
FL '16	-
FL '17	-



Demographics	Male						Female						Grand Total					
	Full-time		Part-time		Male Total		Full-time		Part-time		Female Total		Full-time		Part-time		Grand Total	
	#	%	#	%	#	%	#	%	#	%	#	%	#	%	#	%	#	%
Asian																		
American Indian / Alaskan Native																		
Black or African American	1	50.0%			1	50.0%							1	50.0%			1	50.0%
Hispanic																		
White			1	50.0%	1	50.0%									1	50.0%	1	50.0%
Native Hawaiian or Pacific Islander																		
Unknown																		
Totals	1	50.0%	1	50.0%	2	100.0%							1	50.0%	1	50.0%	2	100.0%



Computer Information Systems

Spring 2018

CIP Code: 11.0401

Curriculum Code:

CIS 0401

Program:

CER

Total Enrollment:

Male:

FT:

Avg Age:

Minority:

Female:

PT:

Feeder Enrl:

Feeder H.S. Enrollees

#

%

Carbondale	
Carterville	
Crab Orchard	
DuQuoin	
Elverado	
Herrin	
Johnston City	
Marion	
Murphysboro	
West Frankfort	
Trico	

Feeder H.S. Total

Agape Christian
GED

Age

#

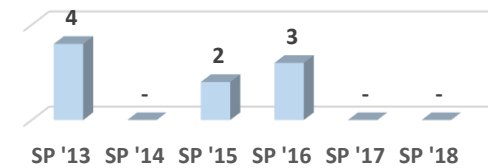
%

< = 17	
18-20	
21-25	
26-30	
31-40	
41-50	
51-60	
61-70	
71-80	
81+	
Unk	
Total	
Avg	
<21	
>60	

Enrollments

SP '13	4
SP '14	-
SP '15	2
SP '16	3
SP '17	-
SP '18	-

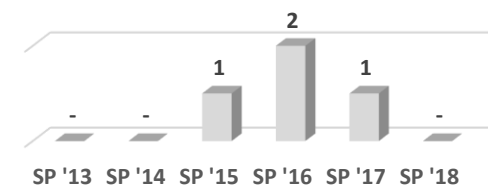
Enrollments



Graduates

SP '13	-
SP '14	-
SP '15	1
SP '16	2
SP '17	1
SP '18	-

Graduates



Demographics	Male						Female						Grand Total					
	Full-time		Part-time		Male Total		Full-time		Part-time		Female Total		Full-time		Part-time		Grand Total	
	#	%	#	%	#	%	#	%	#	%	#	%	#	%	#	%	#	%
Asian																		
American Indian / Alaskan Native																		
Black or African American																		
Hispanic																		
White																		
Native Hawaiian or Pacific Islander																		
Unknown																		
Totals																		

1-Year Certificate of Achievement

Cosmetology

CIP Code: **12.0401**

Curriculum Code: **00COS0056**



Cosmetology

CIP Code: 12.0401

Curriculum Code:

00COS0056

Program:

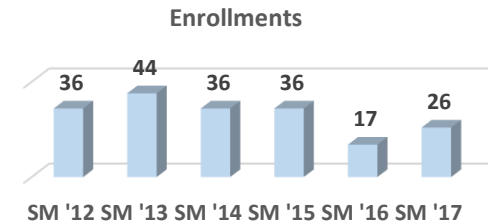
CER

Summer 2017

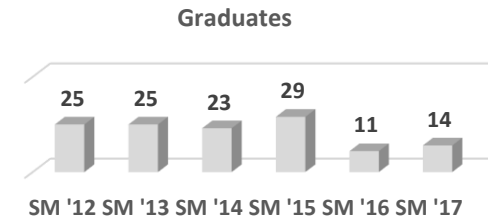
Total Enrollment:	26	100.0%	Male:			FT:	2	7.7%	Avg Age:	25.3
Minority:	5	19.2%	Female:	6	23.1%	PT:	24	92.3%	Feeder Enrl:	20 76.9%

Feeder H.S. Enrollees	#	%	Age	#	%
Carbondale	5	19.2%	< = 17		
Carterville	2	7.7%	18-20	11	42.3%
Crab Orchard	2	7.7%	21-25	7	26.9%
DuQuoin			26-30	3	11.5%
Elverado			31-40	4	15.4%
Herrin			41-50	1	3.8%
Johnston City	1	3.8%	51-60		
Marion	4	15.4%	61-70		
Murphysboro	3	11.5%	71-80		
West Frankfort			81+		
Trico	3	11.5%	Unk		
Feeder H.S. Total	20	76.9%	Total	26	100.0%
Agape Christian			Avg	25.3	
GED	2	7.7%	<21	11	42.3%
			>60		

Enrollments	
SM '12	36
SM '13	44
SM '14	36
SM '15	36
SM '16	17
SM '17	26



Graduates	
SM '12	25
SM '13	25
SM '14	23
SM '15	29
SM '16	11
SM '17	14



Demographics	Male						Female						Grand Total					
	Full-time		Part-time		Male Total		Full-time		Part-time		Female Total		Full-time		Part-time		Grand Total	
	#	%	#	%	#	%	#	%	#	%	#	%	#	%	#	%	#	%
Asian									1	3.8%	1	3.8%			1	3.8%	1	3.8%
American Indian / Alaskan Native									1	3.8%	1	3.8%			1	3.8%	1	3.8%
Black or African American							2	7.7%			2	7.7%	2	7.7%			2	7.7%
Hispanic																		
White									20	76.9%					20	76.9%	20	76.9%
Native Hawaiian or Pacific Islander									1	3.8%	1	3.8%			1	3.8%	1	3.8%
Unknown									1	3.8%	1	3.8%			1	3.8%	1	3.8%
Totals							2	7.7%	24	92.3%	6	23.1%	2	7.7%	24	92.3%	26	100.0%



Cosmetology

CIP Code: 12.0401

Curriculum Code:

00COS0056

Program:

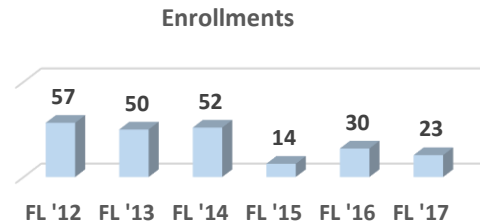
CER

Fall 2017

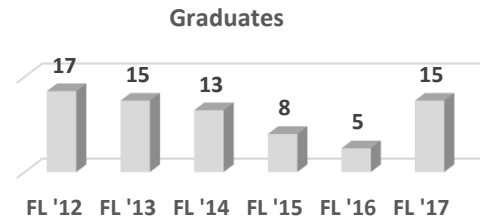
Total Enrollment:	23	100.0%	Male:			FT:	20	87.0%	Avg Age:	27.2
Minority:	2	8.7%	Female:	2	8.7%	PT:	3	13.0%	Feeder Enrl:	12 52.2%

Feeder H.S. Enrollees	#	%	Age	#	%
Carbondale	2	8.7%	< = 17		
Carterville	3	13.0%	18-20	8	34.8%
Crab Orchard			21-25	6	26.1%
DuQuoin	1	4.3%	26-30	2	8.7%
Elverado			31-40	4	17.4%
Herrin			41-50	3	13.0%
Johnston City			51-60		
Marion	3	13.0%	61-70		
Murphysboro			71-80		
West Frankfort	1	4.3%	81+		
Trico	2	8.7%	Unk		
Feeder H.S. Total	12	52.2%	Total	23	100.0%
Agape Christian			Avg	27.2	
GED	3	13.0%	<21	8	34.8%
			>60		

Enrollments	
FL '12	57
FL '13	50
FL '14	52
FL '15	14
FL '16	30
FL '17	23



Graduates	
FL '12	17
FL '13	15
FL '14	13
FL '15	8
FL '16	5
FL '17	15



Demographics	Male						Female						Grand Total					
	Full-time		Part-time		Male Total		Full-time		Part-time		Female Total		Full-time		Part-time		Grand Total	
	#	%	#	%	#	%	#	%	#	%	#	%	#	%	#	%	#	%
Asian																		
American Indian / Alaskan Native																		
Black or African American							1	4.3%			1	4.3%	1	4.3%			1	4.3%
Hispanic							1	4.3%			1	4.3%	1	4.3%			1	4.3%
White							18	78.3%	3	13.0%			18	78.3%	3	13.0%	21	91.3%
Native Hawaiian or Pacific Islander																		
Unknown																		
Totals							20	87.0%	3	13.0%	2	8.7%	20	87.0%	3	13.0%	23	100.0%



Cosmetology

CIP Code: 12.0401

Curriculum Code:

00COS0056

Program:

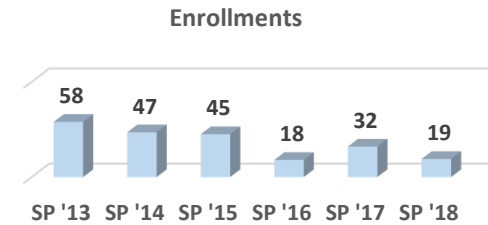
CER

Spring 2018

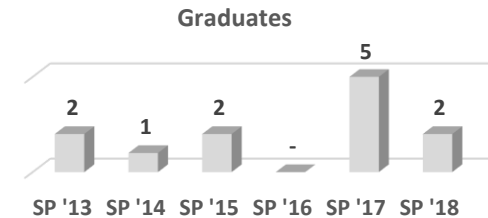
Total Enrollment:	19	100.0%	Male:	1	5.3%	FT:	18	94.7%	Avg Age:	27.1
Minority:	1	5.3%	Female:	1	5.3%	PT:	1	5.3%	Feeder Enrl:	9 47.4%

Feeder H.S. Enrollees	#	%	Age	#	%
Carbondale			< = 17		
Carterville	2	10.5%	18-20	7	36.8%
Crab Orchard			21-25	3	15.8%
DuQuoin	1	5.3%	26-30	4	21.1%
Elverado			31-40	4	21.1%
Herrin			41-50	1	5.3%
Johnston City			51-60		
Marion	3	15.8%	61-70		
Murphysboro			71-80		
West Frankfort	2	10.5%	81+		
Trico	1	5.3%	Unk		
Feeder H.S. Total	9	47.4%	Total	19	100.0%
Agape Christian			Avg	27.1	
GED	1	5.3%	<21	7	36.8%
			>60		

Enrollments	
SP '13	58
SP '14	47
SP '15	45
SP '16	18
SP '17	32
SP '18	19



Graduates	
SP '13	2
SP '14	1
SP '15	2
SP '16	-
SP '17	5
SP '18	2



Demographics	Male						Female						Grand Total					
	Full-time		Part-time		Male Total		Full-time		Part-time		Female Total		Full-time		Part-time		Grand Total	
	#	%	#	%	#	%	#	%	#	%	#	%	#	%	#	%	#	%
Asian																		
American Indian / Alaskan Native																		
Black or African American																		
Hispanic							1	5.3%			1	5.3%	1	5.3%			1	5.3%
White	1	5.3%			1	5.3%	16	84.2%	1	5.3%			17	89.5%	1	5.3%	18	94.7%
Native Hawaiian or Pacific Islander																		
Unknown																		
Totals	1	5.3%			1	5.3%	17	89.5%	1	5.3%	1	5.3%	18	94.7%	1	5.3%	19	100.0%

1-Year Certificate of Achievement

Dental Assisting

CIP Code: *51.0601*

Curriculum Code: *DNA 0039*



Dental Assisting

CIP Code: 51.0601

Curriculum Code:

DNA 0039

Program:

CER

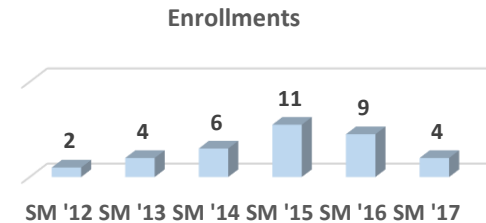
Summer 2017

Total Enrollment:	4	100.0%	Male:	1	25.0%	FT:	3	75.0%	Avg Age:	20.5
Minority:	1	25.0%	Female:	3	75.0%	PT:	1	25.0%	Feeder Enrl:	3 75.0%

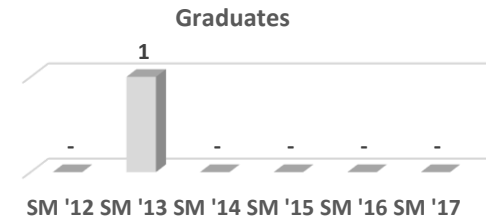
Feeder H.S. Enrollees	#	%
Carbondale		
Carterville		
Crab Orchard		
DuQuoin	1	25.0%
Elverado		
Herrin		
Johnston City		
Marion	2	50.0%
Murphysboro		
West Frankfort		
Trico		
Feeder H.S. Total	3	75.0%
Agape Christian		
GED		

Age	#	%
< = 17		
18-20	3	75.0%
21-25	1	25.0%
26-30		
31-40		
41-50		
51-60		
61-70		
71-80		
81+		
Unk		
Total	4	100.0%
Avg	20.5	
<21	3	75.0%
>60		

Enrollments	
SM '12	2
SM '13	4
SM '14	6
SM '15	11
SM '16	9
SM '17	4



Graduates	
SM '12	-
SM '13	1
SM '14	-
SM '15	-
SM '16	-
SM '17	-



Demographics	Male						Female						Grand Total					
	Full-time		Part-time		Male Total		Full-time		Part-time		Female Total		Full-time		Part-time		Grand Total	
	#	%	#	%	#	%	#	%	#	%	#	%	#	%	#	%	#	%
Asian																		
American Indian / Alaskan Native																		
Black or African American	1	25.0%			1	25.0%							1	25.0%			1	25.0%
Hispanic																		
White							2	50.0%	1	25.0%	3	75.0%	2	50.0%	1	25.0%	3	75.0%
Native Hawaiian or Pacific Islander																		
Unknown																		
Totals	1	25.0%			1	25.0%	2	50.0%	1	25.0%	3	75.0%	3	75.0%	1	25.0%	4	100.0%



Dental Assisting

CIP Code: 51.0601

Curriculum Code:

DNA 0039

Program:

CER

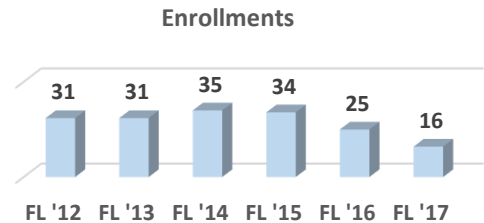
Fall 2017

Total Enrollment:	16	100.0%	Male:	4	25.0%	FT:	15	93.8%	Avg Age:	24.0
Minority:	2	12.5%	Female:	12	75.0%	PT:	1	6.3%	Feeder Enrl:	8 50.0%

Feeder H.S. Enrollees	#	%	Age	#	%
Carbondale	1	6.3%	< = 17	7	43.8%
Carterville	2	12.5%	18-20	4	25.0%
Crab Orchard	1	6.3%	21-25	3	18.8%
DuQuoin	3	18.8%	26-30	2	12.5%
Elverado	1	6.3%	31-40	16	100.0%
Herrin	1	6.3%	41-50	24.0	
Johnston City	1	6.3%	51-60	7	43.8%
Marion	1	6.3%	61-70		
Murphysboro	1	6.3%	71-80		
West Frankfort	1	6.3%	81+		
Trico	1	6.3%	Unk		
Feeder H.S. Total	8	50.0%	Total	16	100.0%
Agape Christian	1	6.3%	Avg	24.0	
GED	1	6.3%	<21	7	43.8%
			>60		

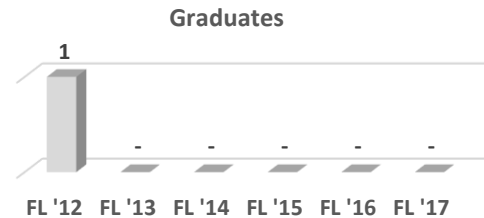
Enrollments

FL '12	31
FL '13	31
FL '14	35
FL '15	34
FL '16	25
FL '17	16



Graduates

FL '12	1
FL '13	-
FL '14	-
FL '15	-
FL '16	-
FL '17	-



Demographics	Male						Female						Grand Total					
	Full-time		Part-time		Male Total		Full-time		Part-time		Female Total		Full-time		Part-time		Grand Total	
	#	%	#	%	#	%	#	%	#	%	#	%	#	%	#	%	#	%
Asian																		
American Indian / Alaskan Native																		
Black or African American	1	6.3%			1	6.3%							1	6.3%			1	6.3%
Hispanic							1	6.3%			1	6.3%	1	6.3%			1	6.3%
White	2	12.5%	1	6.3%	3	18.8%	11	68.8%			11	68.8%	13	81.3%	1	6.3%	14	87.5%
Native Hawaiian or Pacific Islander																		
Unknown																		
Totals	3	18.8%	1	6.3%	4	25.0%	12	75.0%			12	75.0%	15	93.8%	1	6.3%	16	100.0%



Dental Assisting

CIP Code: 51.0601

Curriculum Code:

DNA 0039

Program:

CER

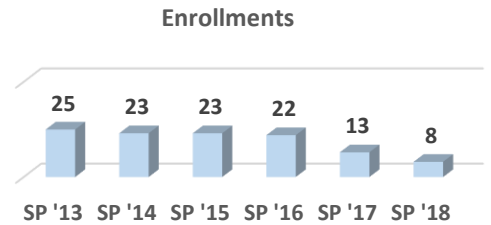
Spring 2018

Total Enrollment:	8	100.0%	Male:	1	12.5%	FT:	8	100.0%	Avg Age:	25.0	
Minority:	1	12.5%	Female:	7	87.5%	PT:			Feeder Enrl:	3	37.5%

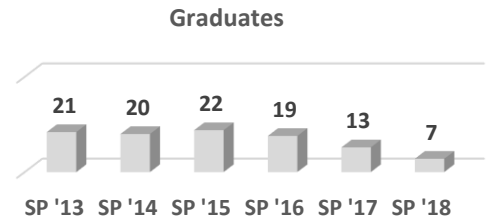
Feeder H.S. Enrollees	#	%
Carbondale		
Carterville		
Crab Orchard		
DuQuoin	1	12.5%
Elverado		
Herrin		
Johnston City		
Marion	2	25.0%
Murphysboro		
West Frankfort		
Trico		
Feeder H.S. Total	3	37.5%
Agape Christian		
GED	1	12.5%

Age	#	%
< = 17		
18-20	2	25.0%
21-25	3	37.5%
26-30	1	12.5%
31-40	2	25.0%
41-50		
51-60		
61-70		
71-80		
81+		
Unk		
Total	8	100.0%
Avg	25.0	
<21	2	25.0%
>60		

Enrollments	
SP '13	25
SP '14	23
SP '15	23
SP '16	22
SP '17	13
SP '18	8



Graduates	
SP '13	21
SP '14	20
SP '15	22
SP '16	19
SP '17	13
SP '18	7



Demographics	Male						Female						Grand Total					
	Full-time		Part-time		Male Total		Full-time		Part-time		Female Total		Full-time		Part-time		Grand Total	
	#	%	#	%	#	%	#	%	#	%	#	%	#	%	#	%	#	%
Asian																		
American Indian / Alaskan Native																		
Black or African American																		
Hispanic							1	12.5%			1	12.5%	1	12.5%			1	12.5%
White	1	12.5%			1	12.5%	6	75.0%			6	75.0%	7	87.5%			7	87.5%
Native Hawaiian or Pacific Islander																		
Unknown																		
Totals	1	12.5%			1	12.5%	7	87.5%			7	87.5%	8	100.0%			8	100.0%

1-Year Certificate of Achievement

Diagnostic Cardiac Sonography

CIP Code: 51.0910

Curriculum Code: 00DMS0015



Diagnostic Cardiac Sonography

CIP Code: 51.0910

Curriculum Code:

00DMS0015

Program:

CER

Summer 2017

Total Enrollment:

Male:

FT:

Avg Age:

Minority:

Female:

PT:

Feeder Enrl:

Feeder H.S. Enrollees

#

%

Carbondale	
Carterville	
Crab Orchard	
DuQuoin	
Elverado	
Herrin	
Johnston City	
Marion	
Murphysboro	
West Frankfort	
Trico	

Feeder H.S. Total

Agape Christian	
GED	

Age

#

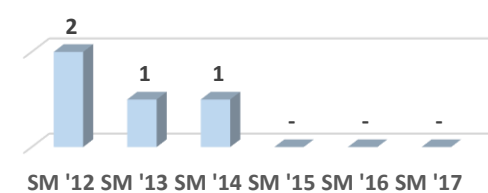
%

< = 17	
18-20	
21-25	
26-30	
31-40	
41-50	
51-60	
61-70	
71-80	
81+	
Unk	
Total	
Avg	
<21	
>60	

Enrollments

SM '12	2
SM '13	1
SM '14	1
SM '15	-
SM '16	-
SM '17	-

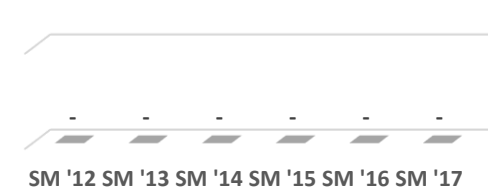
Enrollments



Graduates

SM '12	-
SM '13	-
SM '14	-
SM '15	-
SM '16	-
SM '17	-

Graduates



Demographics	Male						Female						Grand Total					
	Full-time		Part-time		Male Total		Full-time		Part-time		Female Total		Full-time		Part-time		Grand Total	
	#	%	#	%	#	%	#	%	#	%	#	%	#	%	#	%	#	%
Asian																		
American Indian / Alaskan Native																		
Black or African American																		
Hispanic																		
White																		
Native Hawaiian or Pacific Islander																		
Unknown																		
Totals																		



Diagnostic Cardiac Sonography

CIP Code: 51.0910

Curriculum Code:

00DMS0015

Program:

CER

Fall 2017

Total Enrollment:

Male:

FT:

Avg Age:

Minority:

Female:

PT:

Feeder Enrl:

Feeder H.S. Enrollees

#

%

Carbondale
Carterville
Crab Orchard
DuQuoin
Elverado
Herrin
Johnston City
Marion
Murphysboro
West Frankfort
Trico

Feeder H.S. Total

Agape Christian
GED

Age

#

%

< = 17
18-20
21-25
26-30
31-40
41-50
51-60
61-70
71-80
81+
Unk

Total

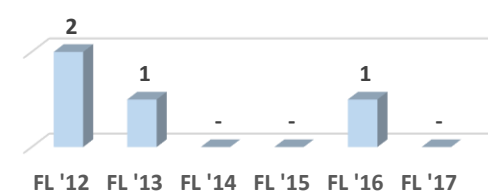
Avg

<21
>60

Enrollments

FL '12 2
FL '13 1
FL '14 -
FL '15 -
FL '16 1
FL '17 -

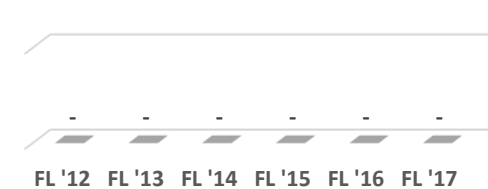
Enrollments



Graduates

FL '12 -
FL '13 -
FL '14 -
FL '15 -
FL '16 -
FL '17 -

Graduates



Demographics	Male						Female						Grand Total					
	Full-time		Part-time		Male Total		Full-time		Part-time		Female Total		Full-time		Part-time		Grand Total	
	#	%	#	%	#	%	#	%	#	%	#	%	#	%	#	%	#	%
Asian																		
American Indian / Alaskan Native																		
Black or African American																		
Hispanic																		
White																		
Native Hawaiian or Pacific Islander																		
Unknown																		
Totals																		



Diagnostic Cardiac Sonography

CIP Code: 51.0910

Curriculum Code:

00DMS0015

Program:

CER

Spring 2018

Total Enrollment:

Male:

FT:

Avg Age:

Minority:

Female:

PT:

Feeder Enrl:

Feeder H.S. Enrollees

#

%

Carbondale	
Carterville	
Crab Orchard	
DuQuoin	
Elverado	
Herrin	
Johnston City	
Marion	
Murphysboro	
West Frankfort	
Trico	

Feeder H.S. Total

Agape Christian
GED

Age

#


%

< = 17	
18-20	
21-25	
26-30	
31-40	
41-50	
51-60	
61-70	
71-80	
81+	
Unk	
Total	
Avg	
<21	
>60	

Enrollments

SP '13	1
SP '14	-
SP '15	-
SP '16	-
SP '17	-
SP '18	-


Enrollments



Graduates

SP '13	-
SP '14	-
SP '15	-
SP '16	-
SP '17	-
SP '18	-

Graduates



Demographics	Male						Female						Grand Total					
	Full-time		Part-time		Male Total		Full-time		Part-time		Female Total		Full-time		Part-time		Grand Total	
	#	%	#	%	#	%	#	%	#	%	#	%	#	%	#	%	#	%
Asian																		
American Indian / Alaskan Native																		
Black or African American																		
Hispanic																		
White																		
Native Hawaiian or Pacific Islander																		
Unknown																		
Totals																		

1-Year Certificate of Achievement

Emergency Medical Services

CIP Code: *51.0904*

Curriculum Code: *EMS 0102*



Emergency Medical Services

Summer 2017

CIP Code: 51.0904

Curriculum Code:

EMS 0102

Program:

CER

Total Enrollment: 5 100.0%

Male: 4 80.0%

FT: 5 100.0%

Avg Age: 31.7

Minority:

Female: 1 20.0%

PT:

Feeder Enrl: 3 60.0%

Feeder H.S. Enrollees

#	%
Carbondale	2 40.0%
Carterville	
Crab Orchard	
DuQuoin	
Elverado	
Herrin	
Johnston City	
Marion	
Murphysboro	1 20.0%
West Frankfort	
Trico	
Feeder H.S. Total	3 60.0%
Agape Christian	
GED	1 20.0%

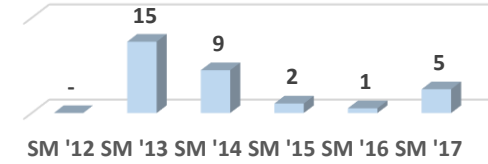
Age

#	%
< = 17	
18-20	
21-25	2 40.0%
26-30	
31-40	2 40.0%
41-50	1 20.0%
51-60	
61-70	
71-80	
81+	
Unk	
Total	5 100.0%
Avg	31.7
<21	
>60	

Enrollments

SM '12	-
SM '13	15
SM '14	9
SM '15	2
SM '16	1
SM '17	5

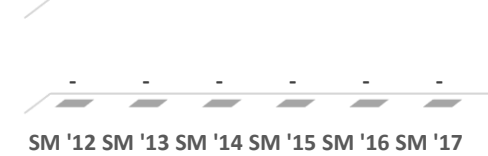
Enrollments



Graduates

SM '12	-
SM '13	-
SM '14	-
SM '15	-
SM '16	-
SM '17	-

Graduates



Demographics	Male						Female						Grand Total					
	Full-time		Part-time		Male Total		Full-time		Part-time		Female Total		Full-time		Part-time		Grand Total	
	#	%	#	%	#	%	#	%	#	%	#	%	#	%	#	%	#	%
Asian																		
American Indian / Alaskan Native																		
Black or African American																		
Hispanic																		
White	3	60.0%			3	60.0%	1	20.0%			1	20.0%	4	80.0%			4	80.0%
Native Hawaiian or Pacific Islander																		
Unknown	1	20.0%			1	20.0%							1	20.0%			1	20.0%
Totals	4	80.0%			4	80.0%	1	20.0%			1	20.0%	5	100.0%			5	100.0%



Emergency Medical Services

Fall 2017

CIP Code: 51.0904

Curriculum Code:

EMS 0102

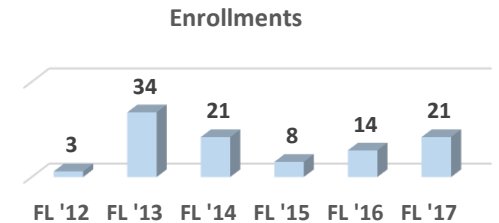
Program:

CER

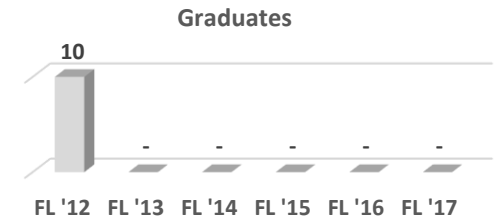
Total Enrollment:	21	100.0%	Male:	13	61.9%	FT:	7	33.3%	Avg Age:	30.1
Minority:	1	4.8%	Female:	8	38.1%	PT:	14	66.7%	Feeder Enrl:	7 33.3%

Feeder H.S. Enrollees	#	%	Age	#	%
Carbondale	3	14.3%	< = 17		
Carterville			18-20	2	9.5%
Crab Orchard			21-25	7	33.3%
DuQuoin	1	4.8%	26-30	4	19.0%
Elverado			31-40	6	28.6%
Herrin			41-50	1	4.8%
Johnston City			51-60	1	4.8%
Marion			61-70		
Murphysboro	3	14.3%	71-80		
West Frankfort			81+		
Trico			Unk		
Feeder H.S. Total	7	33.3%	Total	21	100.0%
Agape Christian			Avg	30.1	
GED	1	4.8%	<21	2	9.5%
			>60		

Enrollments	
FL '12	3
FL '13	34
FL '14	21
FL '15	8
FL '16	14
FL '17	21



Graduates	
FL '12	10
FL '13	-
FL '14	-
FL '15	-
FL '16	-
FL '17	-



Demographics	Male						Female						Grand Total					
	Full-time		Part-time		Male Total		Full-time		Part-time		Female Total		Full-time		Part-time		Grand Total	
	#	%	#	%	#	%	#	%	#	%	#	%	#	%	#	%	#	%
Asian																		
American Indian / Alaskan Native			1	4.8%	1	4.8%									1	4.8%	1	4.8%
Black or African American																		
Hispanic																		
White	4	19.0%	7	33.3%	11	52.4%	2	9.5%	6	28.6%	8	38.1%	6	28.6%	13	61.9%	19	90.5%
Native Hawaiian or Pacific Islander																		
Unknown	1	4.8%			1	4.8%							1	4.8%			1	4.8%
Totals	5	23.8%	8	38.1%	13	61.9%	2	9.5%	6	28.6%	8	38.1%	7	33.3%	14	66.7%	21	100.0%



Emergency Medical Services

Spring 2018

CIP Code: 51.0904

Curriculum Code:

EMS 0102

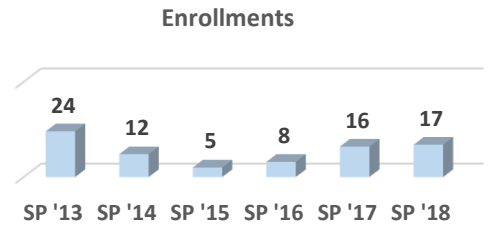
Program:

CER

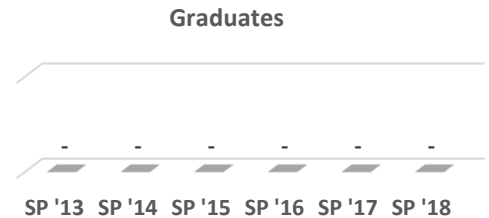
Total Enrollment:	17	100.0%	Male:	7	41.2%	FT:	5	29.4%	Avg Age:	30.6
Minority:	2	11.8%	Female:	10	58.8%	PT:	12	70.6%	Feeder Enrl:	5 29.4%

Feeder H.S. Enrollees	#	%	Age	#	%
Carbondale			< = 17	1	5.9%
Carterville			18-20	3	17.6%
Crab Orchard	1	5.9%	21-25	2	11.8%
DuQuoin	1	5.9%	26-30	4	23.5%
Elverado			31-40	4	23.5%
Herrin	1	5.9%	41-50	3	17.6%
Johnston City	1	5.9%	51-60		
Marion			61-70		
Murphysboro	1	5.9%	71-80		
West Frankfort			81+		
Trico			Unk		
Feeder H.S. Total	5	29.4%	Total	17	100.0%
Agape Christian			Avg	30.6	
GED	1	5.9%	<21	4	23.5%
			>60		

Enrollments	
SP '13	24
SP '14	12
SP '15	5
SP '16	8
SP '17	16
SP '18	17



Graduates	
SP '13	-
SP '14	-
SP '15	-
SP '16	-
SP '17	-
SP '18	-



Demographics	Male						Female						Grand Total					
	Full-time		Part-time		Male Total		Full-time		Part-time		Female Total		Full-time		Part-time		Grand Total	
	#	%	#	%	#	%	#	%	#	%	#	%	#	%	#	%	#	%
Asian									1	5.9%	1	5.9%			1	5.9%	1	5.9%
American Indian / Alaskan Native																		
Black or African American									1	5.9%	1	5.9%			1	5.9%	1	5.9%
Hispanic																		
White	3	17.6%	4	23.5%	7	41.2%	2	11.8%	6	35.3%	8	47.1%	5	29.4%	10	58.8%	15	88.2%
Native Hawaiian or Pacific Islander																		
Unknown																		
Totals	3	17.6%	4	23.5%	7	41.2%	2	11.8%	8	47.1%	10	58.8%	5	29.4%	12	70.6%	17	100.0%

1-Year Certificate of Achievement

Family Child Care - Early Childhood Education

CIP Code: *19.0709*

Curriculum Code: *ECE 0006*



Family Child Care - Early Childhood Education

Summer 2017

CIP Code: 19.0709

Curriculum Code:

ECE 0006

Program:

CER

Total Enrollment:

Male:

FT:

Avg Age:

Minority:

Female:

PT:

Feeder Enrl:

Feeder H.S. Enrollees

#

%

Carbondale		
Carterville		
Crab Orchard		
DuQuoin		
Elverado		
Herrin		
Johnston City		
Marion		
Murphysboro		
West Frankfort		
Trico		

Feeder H.S. Total

Agape Christian		
GED		

Age

#

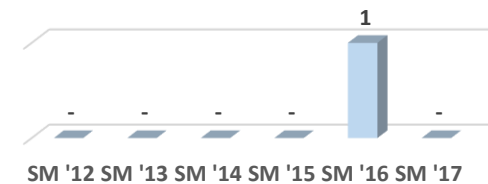
%

< = 17		
18-20		
21-25		
26-30		
31-40		
41-50		
51-60		
61-70		
71-80		
81+		
Unk		
Total		
Avg		
<21		
>60		

Enrollments

SM '12	-
SM '13	-
SM '14	-
SM '15	-
SM '16	1
SM '17	-

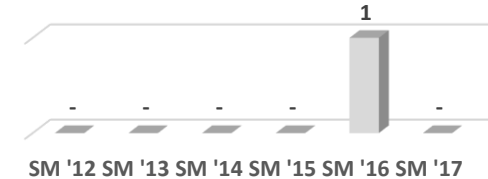
Enrollments



Graduates

SM '12	-
SM '13	-
SM '14	-
SM '15	-
SM '16	1
SM '17	-

Graduates



Demographics	Male						Female						Grand Total					
	Full-time		Part-time		Male Total		Full-time		Part-time		Female Total		Full-time		Part-time		Grand Total	
	#	%	#	%	#	%	#	%	#	%	#	%	#	%	#	%	#	%
Asian																		
American Indian / Alaskan Native																		
Black or African American																		
Hispanic																		
White																		
Native Hawaiian or Pacific Islander																		
Unknown																		
Totals																		



Family Child Care - Early Childhood Education

Fall 2017

CIP Code: 19.0709

Curriculum Code:

ECE 0006

Program:

CER

Total Enrollment:

Male:

FT:

Avg Age:

Minority:

Female:

PT:

Feeder Enrl:

Feeder H.S. Enrollees

#

%

Carbondale	
Carterville	
Crab Orchard	
DuQuoin	
Elverado	
Herrin	
Johnston City	
Marion	
Murphysboro	
West Frankfort	
Trico	

Feeder H.S. Total

Agape Christian	
GED	

Age

#

%

< = 17	
18-20	
21-25	
26-30	
31-40	
41-50	
51-60	
61-70	
71-80	
81+	
Unk	

Total

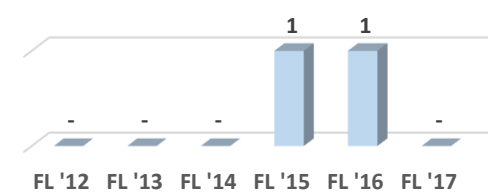
Avg

<21	
>60	

Enrollments

FL '12	-
FL '13	-
FL '14	-
FL '15	1
FL '16	1
FL '17	-

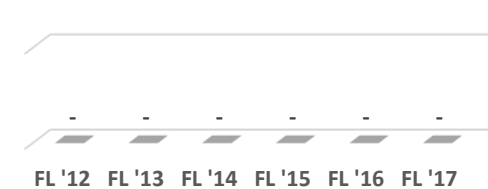
Enrollments



Graduates

FL '12	-
FL '13	-
FL '14	-
FL '15	-
FL '16	-
FL '17	-

Graduates



Demographics	Male						Female						Grand Total					
	Full-time		Part-time		Male Total		Full-time		Part-time		Female Total		Full-time		Part-time		Grand Total	
	#	%	#	%	#	%	#	%	#	%	#	%	#	%	#	%	#	%
Asian																		
American Indian / Alaskan Native																		
Black or African American																		
Hispanic																		
White																		
Native Hawaiian or Pacific Islander																		
Unknown																		
Totals																		



Family Child Care - Early Childhood Education

Spring 2018

CIP Code: 19.0709

Curriculum Code:

ECE 0006

Program:

CER

Total Enrollment:

Male:

FT:

Avg Age:

Minority:

Female:

PT:

Feeder Enrl:

Feeder H.S. Enrollees

%

Carbondale	
Carterville	
Crab Orchard	
DuQuoin	
Elverado	
Herrin	
Johnston City	
Marion	
Murphysboro	
West Frankfort	
Trico	

Feeder H.S. Total

Agape Christian
GED

Age

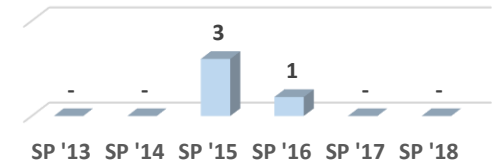
%

< = 17	
18-20	
21-25	
26-30	
31-40	
41-50	
51-60	
61-70	
71-80	
81+	
Unk	
Total	
Avg	
<21	
>60	

Enrollments

SP '13	-
SP '14	-
SP '15	3
SP '16	1
SP '17	-
SP '18	-

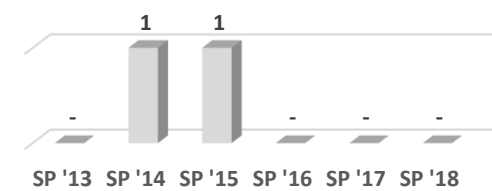
Enrollments



Graduates

SP '13	-
SP '14	1
SP '15	1
SP '16	-
SP '17	-
SP '18	-

Graduates



Demographics	Male						Female						Grand Total					
	Full-time		Part-time		Male Total		Full-time		Part-time		Female Total		Full-time		Part-time		Grand Total	
	#	%	#	%	#	%	#	%	#	%	#	%	#	%	#	%	#	%
Asian																		
American Indian / Alaskan Native																		
Black or African American																		
Hispanic																		
White																		
Native Hawaiian or Pacific Islander																		
Unknown																		
Totals																		

1-Year Certificate of Achievement

Graphics Design

CIP Code: **50.0409**

Curriculum Code: **GRD 0005**



Graphics Design

CIP Code: 50.0409

Curriculum Code:

GRD 0005

Program:

CER

Summer 2017

Total Enrollment:

Male:

FT:

Avg Age:

Minority:

Female:

PT:

Feeder Enrl:

Feeder H.S. Enrollees

#

%

Carbondale		
Carterville		
Crab Orchard		
DuQuoin		
Elverado		
Herrin		
Johnston City		
Marion		
Murphysboro		
West Frankfort		
Trico		

Feeder H.S. Total

Agape Christian
GED

Age

#


%

< = 17		
18-20		
21-25		
26-30		
31-40		
41-50		
51-60		
61-70		
71-80		
81+		
Unk		
Total		
Avg		
<21		
>60		

Enrollments

SM '12	-
SM '13	-
SM '14	-
SM '15	-
SM '16	-
SM '17	-


Enrollments



Graduates

SM '12	-
SM '13	-
SM '14	-
SM '15	-
SM '16	-
SM '17	-

Graduates



Demographics	Male						Female						Grand Total					
	Full-time		Part-time		Male Total		Full-time		Part-time		Female Total		Full-time		Part-time		Grand Total	
	#	%	#	%	#	%	#	%	#	%	#	%	#	%	#	%	#	%
Asian																		
American Indian / Alaskan Native																		
Black or African American																		
Hispanic																		
White																		
Native Hawaiian or Pacific Islander																		
Unknown																		
Totals																		



Graphics Design

CIP Code: 50.0409

Curriculum Code:

GRD 0005

Program:

CER

Fall 2017

Total Enrollment:

Male:

FT:

Avg Age:

Minority:

Female:

PT:

Feeder Enrl:

Feeder H.S. Enrollees

#

%

Carbondale
Carterville
Crab Orchard
DuQuoin
Elverado
Herrin
Johnston City
Marion
Murphysboro
West Frankfort
Trico

Feeder H.S. Total

Agape Christian
GED

Age

#

%

< = 17
18-20
21-25
26-30
31-40
41-50
51-60
61-70
71-80
81+
Unk

Total

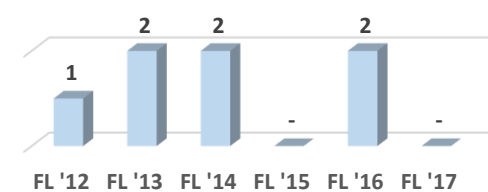
Avg

<21
>60

Enrollments

FL '12 1
FL '13 2
FL '14 2
FL '15 -
FL '16 2
FL '17 -

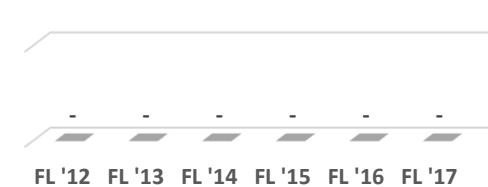
Enrollments



Graduates

FL '12 -
FL '13 -
FL '14 -
FL '15 -
FL '16 -
FL '17 -

Graduates



Demographics	Male						Female						Grand Total					
	Full-time		Part-time		Male Total		Full-time		Part-time		Female Total		Full-time		Part-time		Grand Total	
	#	%	#	%	#	%	#	%	#	%	#	%	#	%	#	%	#	%
Asian																		
American Indian / Alaskan Native																		
Black or African American																		
Hispanic																		
White																		
Native Hawaiian or Pacific Islander																		
Unknown																		
Totals																		



Graphics Design

CIP Code: 50.0409

Curriculum Code:

GRD 0005

Program:

CER

Spring 2018

Total Enrollment:

Male:

FT:

Avg Age:

Minority:

Female:

PT:

Feeder Enrl:

Feeder H.S. Enrollees

#

%

Carbondale	
Carterville	
Crab Orchard	
DuQuoin	
Elverado	
Herrin	
Johnston City	
Marion	
Murphysboro	
West Frankfort	
Trico	

Feeder H.S. Total

Agape Christian
GED

Age

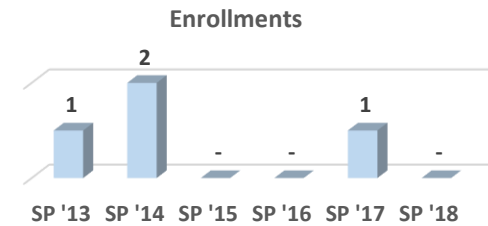
#

%

< = 17	
18-20	
21-25	
26-30	
31-40	
41-50	
51-60	
61-70	
71-80	
81+	
Unk	
Total	
Avg	
<21	
>60	

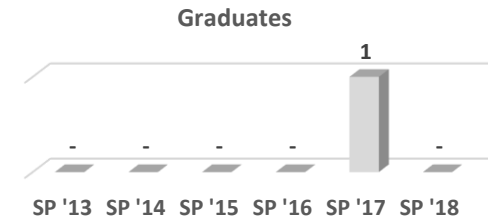
Enrollments

SP '13	1
SP '14	2
SP '15	-
SP '16	-
SP '17	1
SP '18	-



Graduates

SP '13	-
SP '14	-
SP '15	-
SP '16	-
SP '17	1
SP '18	-



Demographics	Male						Female						Grand Total					
	Full-time		Part-time		Male Total		Full-time		Part-time		Female Total		Full-time		Part-time		Grand Total	
	#	%	#	%	#	%	#	%	#	%	#	%	#	%	#	%	#	%
Asian																		
American Indian / Alaskan Native																		
Black or African American																		
Hispanic																		
White																		
Native Hawaiian or Pacific Islander																		
Unknown																		
Totals																		

1-Year Certificate of Achievement

Heating & Air Conditioning

CIP Code: **47.0201**

Curriculum Code: **HAC 0006**



Heating & Air Conditioning

Summer 2017

CIP Code: 47.0201

Curriculum Code:

HAC 0006

Program:

CER

Total Enrollment: 1 100.0%

Male: 1 100.0%

FT:

Avg Age: 34.1

Minority:

Female:

PT: 1 100.0%

Feeder Enrl: 1 100.0%

Feeder H.S. Enrollees

%

Carbondale		
Carterville		
Crab Orchard		
DuQuoin	1	100.0%
Elverado		
Herrin		
Johnston City		
Marion		
Murphysboro		
West Frankfort		
Trico		
Feeder H.S. Total	1	100.0%

Agape Christian
GED

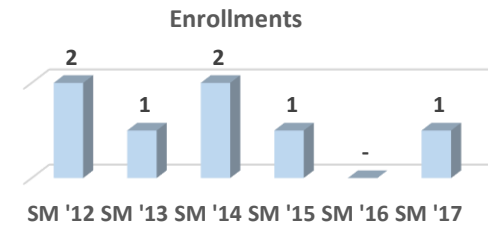
Age

%

< = 17		
18-20		
21-25		
26-30		
31-40	1	100.0%
41-50		
51-60		
61-70		
71-80		
81+		
Unk		
Total	1	100.0%
Avg	34.1	
<21		
>60		

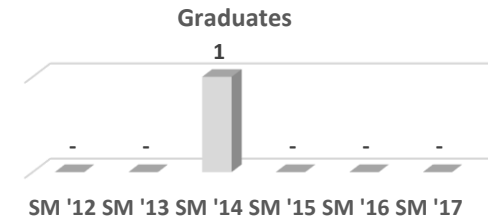
Enrollments

SM '12	2
SM '13	1
SM '14	2
SM '15	1
SM '16	-
SM '17	1



Graduates

SM '12	-
SM '13	-
SM '14	1
SM '15	-
SM '16	-
SM '17	-



Demographics	Male						Female						Grand Total					
	Full-time		Part-time		Male Total		Full-time		Part-time		Female Total		Full-time		Part-time		Grand Total	
	#	%	#	%	#	%	#	%	#	%	#	%	#	%	#	%	#	%
Asian																		
American Indian / Alaskan Native																		
Black or African American																		
Hispanic																		
White			1	100.0%	1	100.0%									1	100.0%	1	100.0%
Native Hawaiian or Pacific Islander																		
Unknown																		
Totals			1	100.0%	1	100.0%									1	100.0%	1	100.0%



Heating & Air Conditioning

Fall 2017

CIP Code: 47.0201

Curriculum Code:

HAC 0006

Program:

CER

Total Enrollment: 4 100.0%
Minority: 1 25.0%

Male: 4 100.0%
Female: 0 0.0%

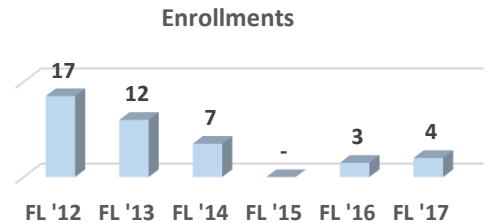
FT: 1 25.0%
PT: 3 75.0%

Avg Age: 25.3
Feeder Enrl: 3 75.0%

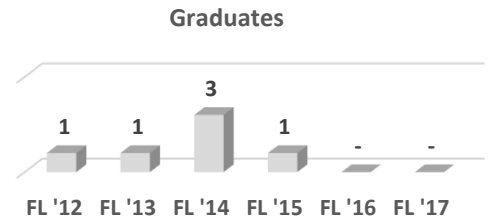
Feeder H.S. Enrollees	#	%
Carbondale	1	25.0%
Carterville		
Crab Orchard		
DuQuoin	2	50.0%
Elverado		
Herrin		
Johnston City		
Marion		
Murphysboro		
West Frankfort		
Trico		
Feeder H.S. Total	3	75.0%
Agape Christian	1	25.0%
GED		

Age	#	%
<= 17		
18-20	2	50.0%
21-25		
26-30	1	25.0%
31-40	1	25.0%
41-50		
51-60		
61-70		
71-80		
81+		
Unk		
Total	4	100.0%
Avg	25.3	
<21	2	50.0%
>60		

Enrollments	#
FL '12	17
FL '13	12
FL '14	7
FL '15	-
FL '16	3
FL '17	4



Graduates	#
FL '12	1
FL '13	1
FL '14	3
FL '15	1
FL '16	-
FL '17	-



Demographics	Male						Female						Grand Total					
	Full-time		Part-time		Male Total		Full-time		Part-time		Female Total		Full-time		Part-time		Grand Total	
	#	%	#	%	#	%	#	%	#	%	#	%	#	%	#	%	#	%
Asian																		
American Indian / Alaskan Native			1	25.0%	1	25.0%									1	25.0%	1	25.0%
Black or African American																		
Hispanic																		
White	1	25.0%	2	50.0%	3	75.0%							1	25.0%	2	50.0%	3	75.0%
Native Hawaiian or Pacific Islander																		
Unknown																		
Totals	1	25.0%	3	75.0%	4	100.0%							1	25.0%	3	75.0%	4	100.0%



Heating & Air Conditioning

Spring 2018

CIP Code: 47.0201

Curriculum Code:

HAC 0006

Program:

CER

Total Enrollment: 1 100.0%

Male: 1 100.0%

FT:

Avg Age: 34.6

Minority:

Female:

PT: 1 100.0%

Feeder Enrl: 1 100.0%

Feeder H.S. Enrollees

%

Carbondale		
Carterville		
Crab Orchard		
DuQuoin	1	100.0%
Elverado		
Herrin		
Johnston City		
Marion		
Murphysboro		
West Frankfort		
Trico		
Feeder H.S. Total	1	100.0%

Agape Christian
GED

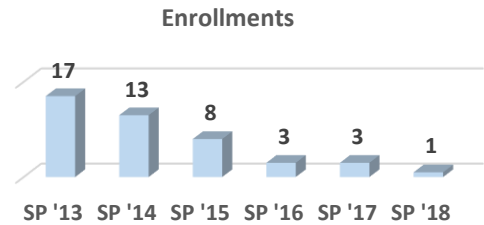
Age

%

<= 17		
18-20		
21-25		
26-30		
31-40	1	100.0%
41-50		
51-60		
61-70		
71-80		
81+		
Unk		
Total	1	100.0%
Avg	34.6	
<21		
>60		

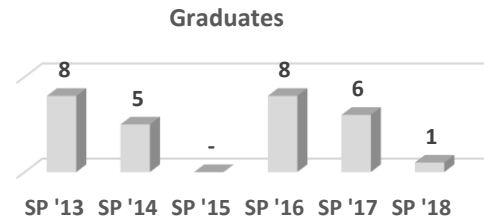
Enrollments

SP '13	17
SP '14	13
SP '15	8
SP '16	3
SP '17	3
SP '18	1



Graduates

SP '13	8
SP '14	5
SP '15	-
SP '16	8
SP '17	6
SP '18	1



Demographics	Male						Female						Grand Total					
	Full-time		Part-time		Male Total		Full-time		Part-time		Female Total		Full-time		Part-time		Grand Total	
	#	%	#	%	#	%	#	%	#	%	#	%	#	%	#	%	#	%
Asian																		
American Indian / Alaskan Native																		
Black or African American																		
Hispanic																		
White			1	100.0%	1	100.0%									1	100.0%	1	100.0%
Native Hawaiian or Pacific Islander																		
Unknown																		
Totals			1	100.0%	1	100.0%									1	100.0%	1	100.0%

1-Year Certificate of Achievement

Industrial PLC Systems

CIP Code: **15.0303**

Curriculum Code: **00ELT3013**



Industrial PLC Systems

CIP Code: 15.0303

Curriculum Code:

00ELT3013

Program:

CER

Summer 2017

Total Enrollment:

Male:

FT:

Avg Age:

Minority:

Female:

PT:

Feeder Enrl:

Feeder H.S. Enrollees

#

%

Age

#

%


Enrollments

Enrollments

Carbondale		
Carterville		
Crab Orchard		
DuQuoin		
Elverado		
Herrin		
Johnston City		
Marion		
Murphysboro		
West Frankfort		
Trico		

< = 17		
18-20		
21-25		
26-30		
31-40		
41-50		
51-60		
61-70		
71-80		
81+		
Unk		

SM '12	-
SM '13	-
SM '14	-
SM '15	-
SM '16	-
SM '17	-



Feeder H.S. Total

Total

Avg


Agape Christian		
GED		

<21		
>60		

Graduates

Graduates

SM '12	-
SM '13	-
SM '14	-
SM '15	-
SM '16	-
SM '17	-



Demographics	Male						Female						Grand Total					
	Full-time		Part-time		Male Total		Full-time		Part-time		Female Total		Full-time		Part-time		Grand Total	
	#	%	#	%	#	%	#	%	#	%	#	%	#	%	#	%	#	%
Asian																		
American Indian / Alaskan Native																		
Black or African American																		
Hispanic																		
White																		
Native Hawaiian or Pacific Islander																		
Unknown																		
Totals																		



Industrial PLC Systems

CIP Code: 15.0303

Curriculum Code:

00ELT3013

Program:

CER

Fall 2017

Total Enrollment:

Male:

FT:

Avg Age:

Minority:

Female:

PT:

Feeder Enrl:

Feeder H.S. Enrollees

#

%

Carbondale	
Carterville	
Crab Orchard	
DuQuoin	
Elverado	
Herrin	
Johnston City	
Marion	
Murphysboro	
West Frankfort	
Trico	

Feeder H.S. Total

Agape Christian	
GED	

Age

#

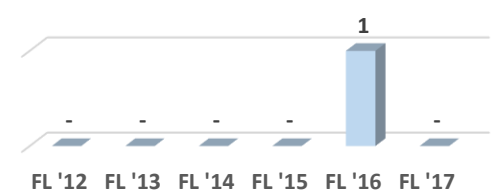
%

< = 17	
18-20	
21-25	
26-30	
31-40	
41-50	
51-60	
61-70	
71-80	
81+	
Unk	
Total	
Avg	
<21	
>60	

Enrollments

FL '12	-
FL '13	-
FL '14	-
FL '15	-
FL '16	1
FL '17	-

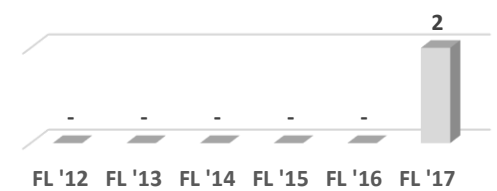
Enrollments



Graduates

FL '12	-
FL '13	-
FL '14	-
FL '15	-
FL '16	-
FL '17	2

Graduates



Demographics	Male						Female						Grand Total					
	Full-time		Part-time		Male Total		Full-time		Part-time		Female Total		Full-time		Part-time		Grand Total	
	#	%	#	%	#	%	#	%	#	%	#	%	#	%	#	%	#	%
Asian																		
American Indian / Alaskan Native																		
Black or African American																		
Hispanic																		
White																		
Native Hawaiian or Pacific Islander																		
Unknown																		
Totals																		



Industrial PLC Systems

CIP Code: 15.0303

Curriculum Code:

00ELT3013

Program:

CER

Spring 2018

Total Enrollment:

Male:

FT:

Avg Age:

Minority:

Female:

PT:

Feeder Enrl:

Feeder H.S. Enrollees

#

%

Carbondale	
Carterville	
Crab Orchard	
DuQuoin	
Elverado	
Herrin	
Johnston City	
Marion	
Murphysboro	
West Frankfort	
Trico	

Feeder H.S. Total

Agape Christian	
GED	

Age

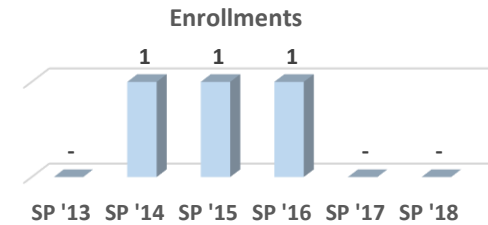
#

%

< = 17	
18-20	
21-25	
26-30	
31-40	
41-50	
51-60	
61-70	
71-80	
81+	
Unk	
Total	
Avg	
<21	
>60	

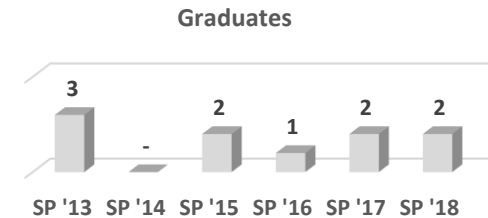
Enrollments

SP '13	-
SP '14	1
SP '15	1
SP '16	1
SP '17	-
SP '18	-



Graduates

SP '13	3
SP '14	-
SP '15	2
SP '16	1
SP '17	2
SP '18	2



Demographics	Male						Female						Grand Total					
	Full-time		Part-time		Male Total		Full-time		Part-time		Female Total		Full-time		Part-time		Grand Total	
	#	%	#	%	#	%	#	%	#	%	#	%	#	%	#	%	#	%
Asian																		
American Indian / Alaskan Native																		
Black or African American																		
Hispanic																		
White																		
Native Hawaiian or Pacific Islander																		
Unknown																		
Totals																		

1-Year Certificate of Achievement

Massage Therapy

CIP Code: **51.3501**

Curriculum Code: **MAS 2004**



Massage Therapy

CIP Code: 51.3501

Curriculum Code:

MAS 2004

Program:

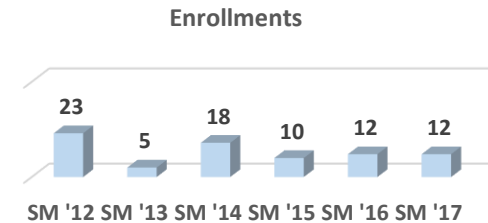
CER

Summer 2017

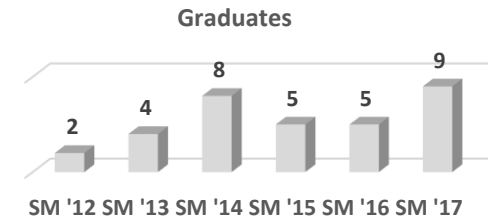
Total Enrollment:	12	100.0%	Male:	4	33.3%	FT:			Avg Age:	31.7
Minority:	1	8.3%	Female:	8	66.7%	PT:	12	100.0%	Feeder Enrl:	4 33.3%

Feeder H.S. Enrollees	#	%	Age	#	%
Carbondale			< = 17		
Carterville			18-20	2	16.7%
Crab Orchard			21-25	3	25.0%
DuQuoin			26-30	3	25.0%
Elverado	1	8.3%	31-40	2	16.7%
Herrin	2	16.7%	41-50	1	8.3%
Johnston City			51-60	1	8.3%
Marion			61-70		
Murphysboro			71-80		
West Frankfort			81+		
Trico	1	8.3%	Unk		
Feeder H.S. Total	4	33.3%	Total	12	100.0%
			Avg	31.7	
Agape Christian			<21	2	16.7%
GED	1	8.3%	>60		

Enrollments	
SM '12	23
SM '13	5
SM '14	18
SM '15	10
SM '16	12
SM '17	12



Graduates	
SM '12	2
SM '13	4
SM '14	8
SM '15	5
SM '16	5
SM '17	9



Demographics	Male						Female						Grand Total					
	Full-time		Part-time		Male Total		Full-time		Part-time		Female Total		Full-time		Part-time		Grand Total	
	#	%	#	%	#	%	#	%	#	%	#	%	#	%	#	%	#	%
Asian																		
American Indian / Alaskan Native																		
Black or African American																		
Hispanic			1	8.3%	1	8.3%									1	8.3%	1	8.3%
White			3	25.0%	3	25.0%			8	66.7%	8	66.7%			11	91.7%	11	91.7%
Native Hawaiian or Pacific Islander																		
Unknown																		
Totals			4	33.3%	4	33.3%			8	66.7%	8	66.7%			12	100.0%	12	100.0%



Massage Therapy

CIP Code: 51.3501

Curriculum Code:

MAS 2004

Program:

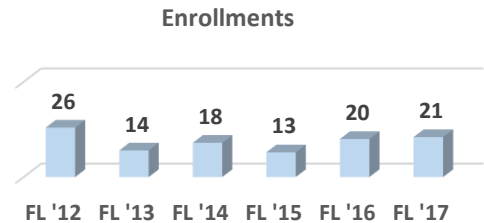
CER

Fall 2017

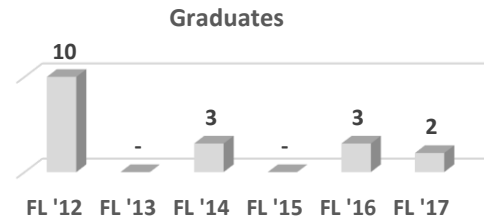
Total Enrollment:	21	100.0%	Male:	4	19.0%	FT:	20	95.2%	Avg Age:	25.3
Minority:	3	14.3%	Female:	17	81.0%	PT:	1	4.8%	Feeder Enrl:	10 47.6%

Feeder H.S. Enrollees	#	%	Age	#	%
Carbondale	3	14.3%	< = 17		
Carterville	2	9.5%	18-20	9	42.9%
Crab Orchard			21-25	7	33.3%
DuQuoin			26-30	2	9.5%
Elverado	1	4.8%	31-40	1	4.8%
Herrin			41-50	1	4.8%
Johnston City			51-60	1	4.8%
Marion	1	4.8%	61-70		
Murphysboro	2	9.5%	71-80		
West Frankfort			81+		
Trico	1	4.8%	Unk		
Feeder H.S. Total	10	47.6%	Total	21	100.0%
Agape Christian			Avg	25.3	
GED	1	4.8%	<21	9	42.9%
			>60		

Enrollments	
FL '12	26
FL '13	14
FL '14	18
FL '15	13
FL '16	20
FL '17	21



Graduates	
FL '12	10
FL '13	-
FL '14	3
FL '15	-
FL '16	3
FL '17	2



Demographics	Male						Female						Grand Total					
	Full-time		Part-time		Male Total		Full-time		Part-time		Female Total		Full-time		Part-time		Grand Total	
	#	%	#	%	#	%	#	%	#	%	#	%	#	%	#	%	#	%
Asian																		
American Indian / Alaskan Native																		
Black or African American							2	9.5%			2	9.5%	2	9.5%			2	9.5%
Hispanic			1	4.8%	1	4.8%									1	4.8%	1	4.8%
White	3	14.3%			3	14.3%	15	71.4%			15	71.4%	18	85.7%			18	85.7%
Native Hawaiian or Pacific Islander																		
Unknown																		
Totals	3	14.3%	1	4.8%	4	19.0%	17	81.0%			17	81.0%	20	95.2%	1	4.8%	21	100.0%



Massage Therapy

CIP Code: 51.3501

Curriculum Code:

MAS 2004

Program:

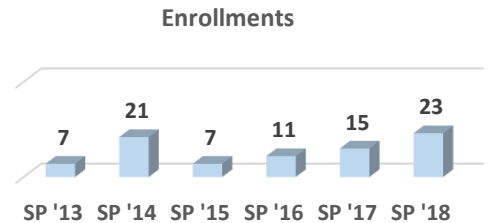
CER

Spring 2018

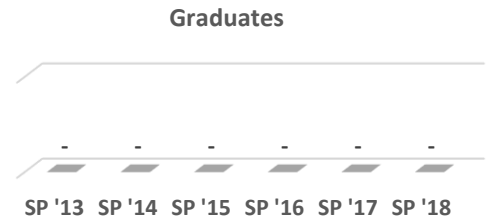
Total Enrollment:	23	100.0%	Male:	3	13.0%	FT:	22	95.7%	Avg Age:	26.7
Minority:	3	13.0%	Female:	20	87.0%	PT:	1	4.3%	Feeder Enrl:	14 60.9%

Feeder H.S. Enrollees	#	%	Age	#	%
Carbondale	4	17.4%	< = 17		
Carterville	1	4.3%	18-20	8	34.8%
Crab Orchard	1	4.3%	21-25	8	34.8%
DuQuoin			26-30	2	8.7%
Elverado	2	8.7%	31-40	3	13.0%
Herrin	2	8.7%	41-50	1	4.3%
Johnston City			51-60		
Marion			61-70	1	4.3%
Murphysboro	2	8.7%	71-80		
West Frankfort	1	4.3%	81+		
Trico	1	4.3%	Unk		
Feeder H.S. Total	14	60.9%	Total	23	100.0%
			Avg	26.7	
Agape Christian			<21	8	34.8%
GED			>60	1	4.3%

Enrollments	
SP '13	7
SP '14	21
SP '15	7
SP '16	11
SP '17	15
SP '18	23



Graduates	
SP '13	-
SP '14	-
SP '15	-
SP '16	-
SP '17	-
SP '18	-



Demographics	Male						Female						Grand Total					
	Full-time		Part-time		Male Total		Full-time		Part-time		Female Total		Full-time		Part-time		Grand Total	
	#	%	#	%	#	%	#	%	#	%	#	%	#	%	#	%	#	%
Asian																		
American Indian / Alaskan Native																		
Black or African American							2	8.7%			2	8.7%	2	8.7%			2	8.7%
Hispanic	1	4.3%			1	4.3%							1	4.3%			1	4.3%
White	2	8.7%			2	8.7%	17	73.9%	1	4.3%	18	78.3%	19	82.6%	1	4.3%	20	87.0%
Native Hawaiian or Pacific Islander																		
Unknown																		
Totals	3	13.0%			3	13.0%	19	82.6%	1	4.3%	20	87.0%	22	95.7%	1	4.3%	23	100.0%

1-Year Certificate of Achievement

Medical Assistant

CIP Code: **51.0801**

Curriculum Code: **MDA 2006**



Medical Assistant

CIP Code: 51.0801

Curriculum Code:

MDA 2006

Program:

CER

Summer 2017

Total Enrollment: 11 100.0%
Minority: 2 18.2%

Male:
Female: 11 100.0%

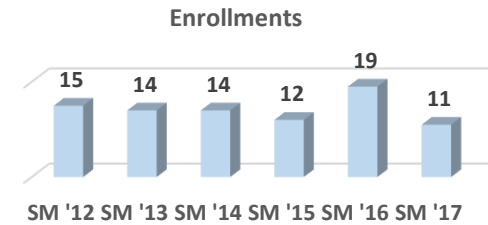
FT: 4 36.4%
PT: 7 63.6%

Avg Age: 30.7
Feeder Enrl: 7 63.6%

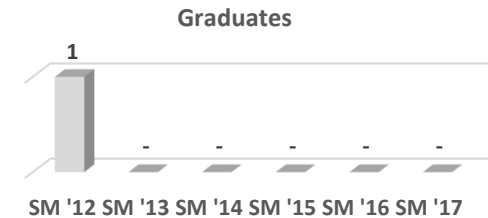
Feeder H.S. Enrollees	#	%
Carbondale	1	9.1%
Carterville		
Crab Orchard		
DuQuoin		
Elverado	1	9.1%
Herrin	1	9.1%
Johnston City	1	9.1%
Marion	1	9.1%
Murphysboro	2	18.2%
West Frankfort		
Trico		
Feeder H.S. Total	7	63.6%
Agape Christian		
GED		

Age	#	%
< = 17		
18-20	2	18.2%
21-25	2	18.2%
26-30	3	27.3%
31-40	2	18.2%
41-50	1	9.1%
51-60	1	9.1%
61-70		
71-80		
81+		
Unk		
Total	11	100.0%
Avg	30.7	
<21	2	18.2%
>60		

Enrollments	
SM '12	15
SM '13	14
SM '14	14
SM '15	12
SM '16	19
SM '17	11



Graduates	
SM '12	1
SM '13	-
SM '14	-
SM '15	-
SM '16	-
SM '17	-



Demographics	Male						Female						Grand Total					
	Full-time		Part-time		Male Total		Full-time		Part-time		Female Total		Full-time		Part-time		Grand Total	
	#	%	#	%	#	%	#	%	#	%	#	%	#	%	#	%	#	%
Asian																		
American Indian / Alaskan Native																		
Black or African American							1	9.1%	1	9.1%	2	18.2%	1	9.1%	1	9.1%	2	18.2%
Hispanic																		
White							3	27.3%	6	54.5%	9	81.8%	3	27.3%	6	54.5%	9	81.8%
Native Hawaiian or Pacific Islander																		
Unknown																		
Totals							4	36.4%	7	63.6%	11	100.0%	4	36.4%	7	63.6%	11	100.0%



Medical Assistant

CIP Code: 51.0801

Curriculum Code:

MDA 2006

Program:

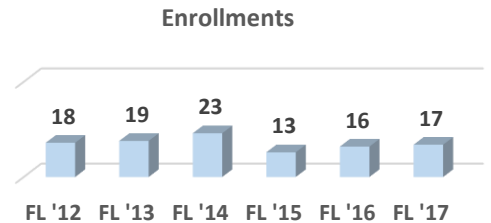
CER

Fall 2017

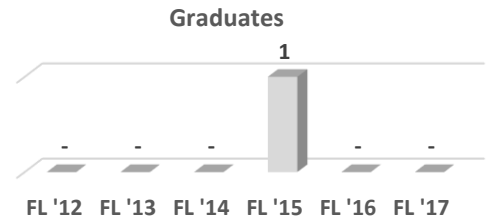
Total Enrollment:	17	100.0%	Male:		FT:	10	58.8%	Avg Age:	28.9		
Minority:	4	23.5%	Female:	17	100.0%	PT:	7	41.2%	Feeder Enrl:	10	58.8%

Feeder H.S. Enrollees	#	%	Age	#	%
Carbondale	1	5.9%	< = 17		
Carterville			18-20	4	23.5%
Crab Orchard			21-25	7	41.2%
DuQuoin			26-30	1	5.9%
Elverado	1	5.9%	31-40	2	11.8%
Herrin	1	5.9%	41-50	2	11.8%
Johnston City			51-60	1	5.9%
Marion	3	17.6%	61-70		
Murphysboro	1	5.9%	71-80		
West Frankfort	3	17.6%	81+		
Trico			Unk		
Feeder H.S. Total	10	58.8%	Total	17	100.0%
Agape Christian			Avg	28.9	
GED	2	11.8%	<21	4	23.5%
			>60		

Enrollments	
FL '12	18
FL '13	19
FL '14	23
FL '15	13
FL '16	16
FL '17	17



Graduates	
FL '12	-
FL '13	-
FL '14	-
FL '15	1
FL '16	-
FL '17	-



Demographics	Male						Female						Grand Total					
	Full-time		Part-time		Male Total		Full-time		Part-time		Female Total		Full-time		Part-time		Grand Total	
	#	%	#	%	#	%	#	%	#	%	#	%	#	%	#	%	#	%
Asian																		
American Indian / Alaskan Native																		
Black or African American							3	17.6%	1	5.9%	4	23.5%	3	17.6%	1	5.9%	4	23.5%
Hispanic																		
White							7	41.2%	6	35.3%	13	76.5%	7	41.2%	6	35.3%	13	76.5%
Native Hawaiian or Pacific Islander																		
Unknown																		
Totals							10	58.8%	7	41.2%	17	100.0%	10	58.8%	7	41.2%	17	100.0%



Medical Assistant

CIP Code: 51.0801

Curriculum Code:

MDA 2006

Program:

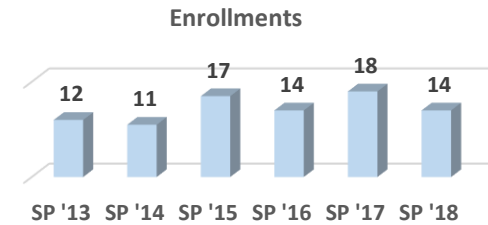
CER

Spring 2018

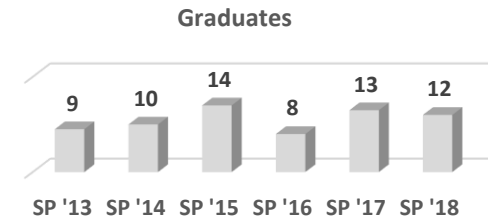
Total Enrollment:	14	100.0%	Male:		FT:	12	85.7%	Avg Age:	31.9		
Minority:	2	14.3%	Female:	14	100.0%	PT:	2	14.3%	Feeder Enrl:	7	50.0%

Feeder H.S. Enrollees	#	%	Age	#	%
Carbondale			< = 17		
Carterville			18-20	1	7.1%
Crab Orchard			21-25	5	35.7%
DuQuoin			26-30	2	14.3%
Elverado	1	7.1%	31-40	2	14.3%
Herrin	1	7.1%	41-50	3	21.4%
Johnston City			51-60	1	7.1%
Marion	1	7.1%	61-70		
Murphysboro	1	7.1%	71-80		
West Frankfort	3	21.4%	81+		
Trico			Unk		
Feeder H.S. Total	7	50.0%	Total	14	100.0%
Agape Christian			Avg	31.9	
GED	2	14.3%	<21	1	7.1%
			>60		

Enrollments	
SP '13	12
SP '14	11
SP '15	17
SP '16	14
SP '17	18
SP '18	14



Graduates	
SP '13	9
SP '14	10
SP '15	14
SP '16	8
SP '17	13
SP '18	12



Demographics	Male						Female						Grand Total					
	Full-time		Part-time		Male Total		Full-time		Part-time		Female Total		Full-time		Part-time		Grand Total	
	#	%	#	%	#	%	#	%	#	%	#	%	#	%	#	%	#	%
Asian																		
American Indian / Alaskan Native																		
Black or African American							2	14.3%			2	14.3%	2	14.3%			2	14.3%
Hispanic																		
White							10	71.4%	2	14.3%	12	85.7%	10	71.4%	2	14.3%	12	85.7%
Native Hawaiian or Pacific Islander																		
Unknown																		
Totals							12	85.7%	2	14.3%	14	100.0%	12	85.7%	2	14.3%	14	100.0%

1-Year Certificate of Achievement

Medical Transcription Language Specialist

CIP Code: **51.0708**

Curriculum Code: **BUS 0075**



Medical Transcription Language Specialist

Summer 2017

CIP Code: 51.0708

Curriculum Code:

BUS 0075

Program:

CER

Total Enrollment: 1 100.0%

Male:

FT:

Avg Age:

61.2

Minority:

Female: 1 100.0%

PT: 1 100.0%

Feeder Enrl:

Feeder H.S. Enrollees

%

Carbondale	
Carterville	
Crab Orchard	
DuQuoin	
Elverado	
Herrin	
Johnston City	
Marion	
Murphysboro	
West Frankfort	
Trico	

Feeder H.S. Total

Agape Christian
GED

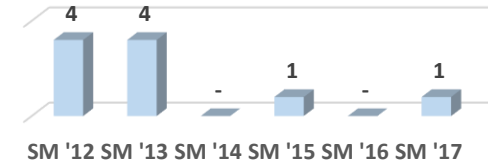
Age # %

< = 17		
18-20		
21-25		
26-30		
31-40		
41-50		
51-60		
61-70	1	100.0%
71-80		
81+		
Unk		
Total	1	100.0%
Avg	61.2	
<21		
>60	1	100.0%

Enrollments

SM '12	4
SM '13	4
SM '14	-
SM '15	1
SM '16	-
SM '17	1

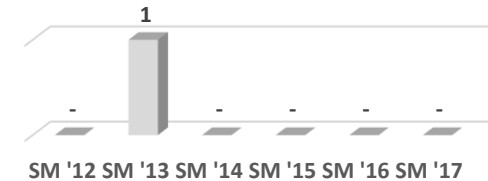
Enrollments



Graduates

SM '12	-
SM '13	1
SM '14	-
SM '15	-
SM '16	-
SM '17	-

Graduates



Demographics	Male						Female						Grand Total					
	Full-time		Part-time		Male Total		Full-time		Part-time		Female Total		Full-time		Part-time		Grand Total	
	#	%	#	%	#	%	#	%	#	%	#	%	#	%	#	%	#	%
Asian																		
American Indian / Alaskan Native																		
Black or African American																		
Hispanic																		
White							1	100.0%			1	100.0%			1	100.0%	1	100.0%
Native Hawaiian or Pacific Islander																		
Unknown																		
Totals							1	100.0%			1	100.0%			1	100.0%	1	100.0%



Medical Transcription Language Specialist

Fall 2017

CIP Code: 51.0708

Curriculum Code:

BUS 0075

Program:

CER

Total Enrollment: 1 100.0%

Male:

FT:

Avg Age:

61.4

Minority:

Female: 1 100.0%

PT: 1 100.0%

Feeder Enrl:

Feeder H.S. Enrollees

%

Carbondale	
Carterville	
Crab Orchard	
DuQuoin	
Elverado	
Herrin	
Johnston City	
Marion	
Murphysboro	
West Frankfort	
Trico	

Feeder H.S. Total

Agape Christian
GED

Age

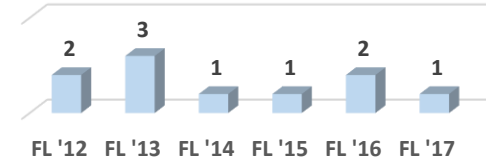
%

< = 17		
18-20		
21-25		
26-30		
31-40		
41-50		
51-60		
61-70	1	100.0%
71-80		
81+		
Unk		
Total	1	100.0%
Avg	61.4	
<21		
>60	1	100.0%

Enrollments

FL '12	2
FL '13	3
FL '14	1
FL '15	1
FL '16	2
FL '17	1

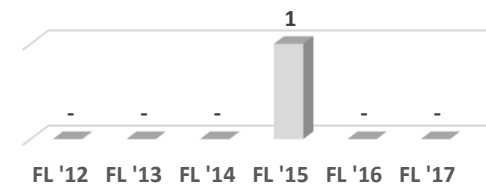
Enrollments



Graduates

FL '12	-
FL '13	-
FL '14	-
FL '15	1
FL '16	-
FL '17	-

Graduates



Demographics	Male						Female						Grand Total					
	Full-time		Part-time		Male Total		Full-time		Part-time		Female Total		Full-time		Part-time		Grand Total	
	#	%	#	%	#	%	#	%	#	%	#	%	#	%	#	%	#	%
Asian																		
American Indian / Alaskan Native																		
Black or African American																		
Hispanic																		
White									1	100.0%	1	100.0%			1	100.0%	1	100.0%
Native Hawaiian or Pacific Islander																		
Unknown																		
Totals									1	100.0%	1	100.0%			1	100.0%	1	100.0%



Medical Transcription Language Specialist

Spring 2018

CIP Code: 51.0708

Curriculum Code:

BUS 0075

Program:

CER

Total Enrollment: 2 100.0%

Male: 1 50.0%

FT:

Avg Age: 61.4

Minority:

Female: 1 50.0%

PT: 2 100.0%

Feeder Enrl:

Feeder H.S. Enrollees

%

Carbondale		
Carterville		
Crab Orchard		
DuQuoin		
Elverado		
Herrin		
Johnston City		
Marion		
Murphysboro		
West Frankfort		
Trico		

Feeder H.S. Total

Agape Christian
GED

Age

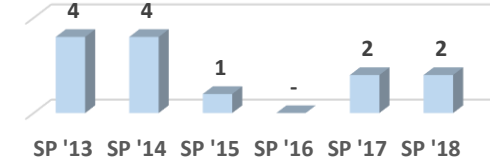
%

< = 17		
18-20		
21-25		
26-30		
31-40		
41-50		
51-60	1	50.0%
61-70	1	50.0%
71-80		
81+		
Unk		
Total	2	100.0%
Avg	61.4	
<21		
>60	1	50.0%

Enrollments

SP '13	4
SP '14	4
SP '15	1
SP '16	-
SP '17	2
SP '18	2

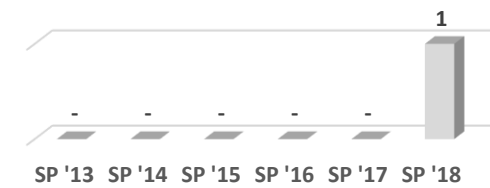
Enrollments



Graduates

SP '13	-
SP '14	-
SP '15	-
SP '16	-
SP '17	-
SP '18	1

Graduates



Demographics	Male						Female						Grand Total					
	Full-time		Part-time		Male Total		Full-time		Part-time		Female Total		Full-time		Part-time		Grand Total	
	#	%	#	%	#	%	#	%	#	%	#	%	#	%	#	%	#	%
Asian																		
American Indian / Alaskan Native																		
Black or African American																		
Hispanic																		
White			1	50.0%	1	50.0%			1	50.0%	1	50.0%			2	100.0%	2	100.0%
Native Hawaiian or Pacific Islander																		
Unknown																		
Totals			1	50.0%	1	50.0%			1	50.0%	1	50.0%			2	100.0%	2	100.0%

1-Year Certificate of Achievement

Practical Nursing

CIP Code: *51.3901*

Curriculum Code: *00LPN0061*



Practical Nursing

CIP Code: 51.3901

Curriculum Code:

00LPN0061

Program:

CER

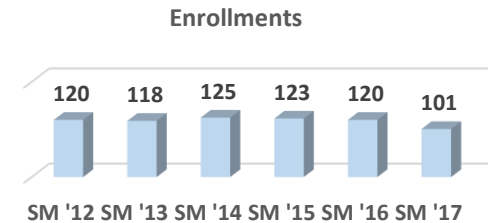
Summer 2017

Total Enrollment:	101	100.0%	Male:	24	23.8%	FT:	43	42.6%	Avg Age:	27.0
Minority:	12	11.9%	Female:	77	76.2%	PT:	58	57.4%	Feeder Enrl:	61 60.4%

Feeder H.S. Enrollees			Age		
#	%		#	%	
Carbondale	6	5.9%	< = 17	1	1.0%
Carterville	6	5.9%	18-20	25	24.8%
Crab Orchard			21-25	36	35.6%
DuQuoin	3	3.0%	26-30	19	18.8%
Elverado			31-40	10	9.9%
Herrin	13	12.9%	41-50	8	7.9%
Johnston City	4	4.0%	51-60	2	2.0%
Marion	11	10.9%	61-70		
Murphysboro	7	6.9%	71-80		
West Frankfort	8	7.9%	81+		
Trico	3	3.0%	Unk		
Feeder H.S. Total	61	60.4%	Total	101	100.0%
Agape Christian	1	1.0%	Avg	27.0	
GED	4	4.0%	<21	26	25.7%
			>60		

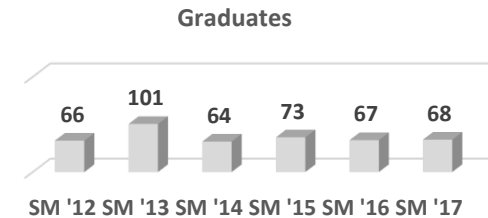
Enrollments

SM '12	120
SM '13	118
SM '14	125
SM '15	123
SM '16	120
SM '17	101



Graduates

SM '12	66
SM '13	101
SM '14	64
SM '15	73
SM '16	67
SM '17	68



Demographics	Male						Female						Grand Total					
	Full-time		Part-time		Male Total		Full-time		Part-time		Female Total		Full-time		Part-time		Grand Total	
	#	%	#	%	#	%	#	%	#	%	#	%	#	%	#	%	#	%
Asian			1	1.0%	1	1.0%									1	1.0%	1	1.0%
American Indian / Alaskan Native																		
Black or African American	3	3.0%	1	1.0%	4	4.0%			4	4.0%	4	4.0%	3	3.0%	5	5.0%	8	7.9%
Hispanic									3	3.0%	3	3.0%			3	3.0%	3	3.0%
White	12	11.9%	7	6.9%	19	18.8%	28	27.7%	42	41.6%	70	69.3%	40	39.6%	49	48.5%	89	88.1%
Native Hawaiian or Pacific Islander																		
Unknown																		
Totals	15	14.9%	9	8.9%	24	23.8%	28	27.7%	49	48.5%	77	76.2%	43	42.6%	58	57.4%	101	100.0%



Practical Nursing

CIP Code: 51.3901

Curriculum Code:

00LPN0061

Program:

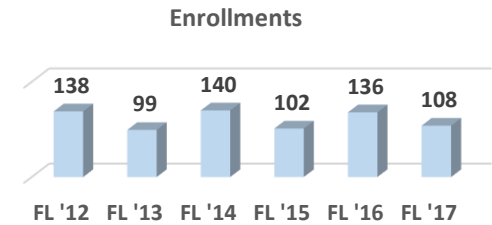
CER

Fall 2017

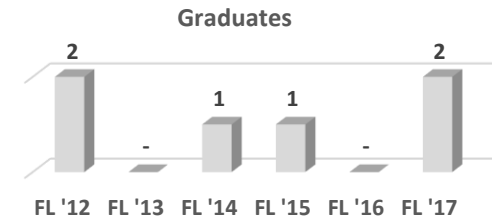
Total Enrollment:	108	100.0%	Male:	18	16.7%	FT:	91	84.3%	Avg Age:	26.6
Minority:	12	11.1%	Female:	90	83.3%	PT:	17	15.7%	Feeder Enrl:	65 60.2%

Feeder H.S. Enrollees	#	%	Age	#	%
Carbondale	7	6.5%	< = 17		
Carterville	5	4.6%	18-20	32	29.6%
Crab Orchard			21-25	38	35.2%
DuQuoin	5	4.6%	26-30	14	13.0%
Elverado			31-40	13	12.0%
Herrin	13	12.0%	41-50	9	8.3%
Johnston City	6	5.6%	51-60	2	1.9%
Marion	9	8.3%	61-70		
Murphysboro	10	9.3%	71-80		
West Frankfort	9	8.3%	81+		
Trico	1	0.9%	Unk		
Feeder H.S. Total	65	60.2%	Total	108	100.0%
Agape Christian	1	0.9%	Avg	26.6	
GED	6	5.6%	<21	32	29.6%
			>60		

Enrollments	
FL '12	138
FL '13	99
FL '14	140
FL '15	102
FL '16	136
FL '17	108



Graduates	
FL '12	2
FL '13	-
FL '14	1
FL '15	1
FL '16	-
FL '17	2



Demographics	Male						Female						Grand Total					
	Full-time		Part-time		Male Total		Full-time		Part-time		Female Total		Full-time		Part-time		Grand Total	
	#	%	#	%	#	%	#	%	#	%	#	%	#	%	#	%	#	%
Asian			1	0.9%	1	0.9%	1	0.9%			1	0.9%	1	0.9%	1	0.9%	2	1.9%
American Indian / Alaskan Native							1	0.9%			1	0.9%	1	0.9%			1	0.9%
Black or African American							6	5.6%	2	1.9%	8	7.4%	6	5.6%	2	1.9%	8	7.4%
Hispanic									1	0.9%	1	0.9%			1	0.9%	1	0.9%
White	17	15.7%			17	15.7%	65	60.2%	13	12.0%	78	72.2%	82	75.9%	13	12.0%	95	88.0%
Native Hawaiian or Pacific Islander																		
Unknown							1	0.9%			1	0.9%	1	0.9%			1	0.9%
Totals	17	15.7%	1	0.9%	18	16.7%	74	68.5%	16	14.8%	90	83.3%	91	84.3%	17	15.7%	108	100.0%



Practical Nursing

CIP Code: 51.3901

Curriculum Code:

00LPN0061

Program:

CER

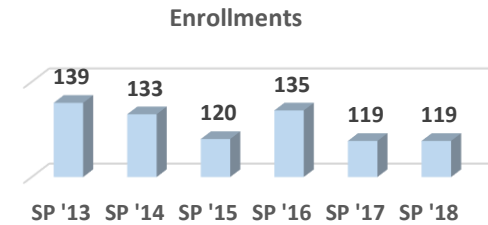
Spring 2018

Total Enrollment:	119	100.0%	Male:	16	13.4%	FT:	60	50.4%	Avg Age:	26.5
Minority:	10	8.4%	Female:	103	86.6%	PT:	59	49.6%	Feeder Enrl:	72 60.5%

Feeder H.S. Enrollees			Age		
#	%		#	%	
Carbondale	9	7.6%	< = 17	1	0.8%
Carterville	10	8.4%	18-20	24	20.2%
Crab Orchard	1	0.8%	21-25	48	40.3%
DuQuoin	3	2.5%	26-30	20	16.8%
Elverado			31-40	18	15.1%
Herrin	9	7.6%	41-50	6	5.0%
Johnston City	6	5.0%	51-60	2	1.7%
Marion	10	8.4%	61-70		
Murphysboro	10	8.4%	71-80		
West Frankfort	10	8.4%	81+		
Trico	4	3.4%	Unk		
Feeder H.S. Total	72	60.5%	Total	119	100.0%
Agape Christian	1	0.8%	Avg	26.5	
GED	7	5.9%	<21	25	21.0%
			>60		

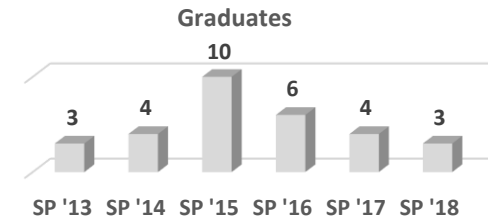
Enrollments

SP '13	139
SP '14	133
SP '15	120
SP '16	135
SP '17	119
SP '18	119



Graduates

SP '13	3
SP '14	4
SP '15	10
SP '16	6
SP '17	4
SP '18	3



Demographics	Male						Female						Grand Total					
	Full-time		Part-time		Male Total		Full-time		Part-time		Female Total		Full-time		Part-time		Grand Total	
	#	%	#	%	#	%	#	%	#	%	#	%	#	%	#	%	#	%
Asian			1	0.8%	1	0.8%	1	0.8%	1	0.8%	2	1.7%	1	0.8%	2	1.7%	3	2.5%
American Indian / Alaskan Native							1	0.8%			1	0.8%	1	0.8%			1	0.8%
Black or African American							3	2.5%	3	2.5%	6	5.0%	3	2.5%	3	2.5%	6	5.0%
Hispanic																		
White	7	5.9%	8	6.7%	15	12.6%	48	40.3%	46	38.7%	94	79.0%	55	46.2%	54	45.4%	109	91.6%
Native Hawaiian or Pacific Islander																		
Unknown																		
Totals	7	5.9%	9	7.6%	16	13.4%	53	44.5%	50	42.0%	103	86.6%	60	50.4%	59	49.6%	119	100.0%

1-Year Certificate of Achievement

Surgical Technology

CIP Code: **51.0909**

Curriculum Code: **ORT 5199**



Surgical Technology

Summer 2017

CIP Code: 51.0909

Curriculum Code:

ORT 5199

Program:

CER

Total Enrollment: 17 100.0%

Male: 3 17.6%

FT: 9 52.9%

Avg Age: 23.9

Minority:

Female: 14 82.4%

PT: 8 47.1%

Feeder Enrl: 12 70.6%

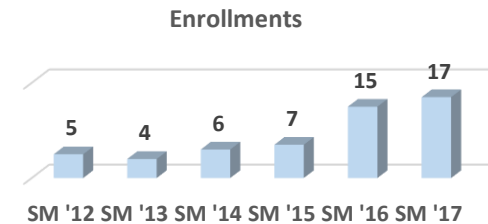
Feeder H.S. Enrollees

#	%
Carbondale	2 11.8%
Carterville	1 5.9%
Crab Orchard	
DuQuoin	1 5.9%
Elverado	
Herrin	2 11.8%
Johnston City	2 11.8%
Marion	3 17.6%
Murphysboro	
West Frankfort	
Trico	1 5.9%
Feeder H.S. Total	12 70.6%
Agape Christian	
GED	2 11.8%

Age	#	%
< = 17		
18-20	5	29.4%
21-25	8	47.1%
26-30	3	17.6%
31-40	1	5.9%
41-50		
51-60		
61-70		
71-80		
81+		
Unk		
Total	17	100.0%
Avg	23.9	
<21	5	29.4%
>60		

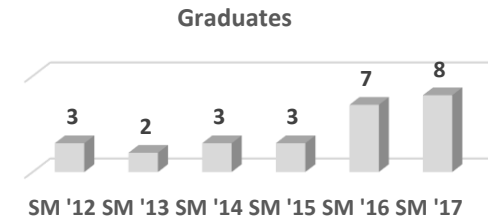
Enrollments

SM '12	5
SM '13	4
SM '14	6
SM '15	7
SM '16	15
SM '17	17



Graduates

SM '12	3
SM '13	2
SM '14	3
SM '15	3
SM '16	7
SM '17	8



Demographics	Male						Female						Grand Total					
	Full-time		Part-time		Male Total		Full-time		Part-time		Female Total		Full-time		Part-time		Grand Total	
	#	%	#	%	#	%	#	%	#	%	#	%	#	%	#	%	#	%
Asian																		
American Indian / Alaskan Native																		
Black or African American																		
Hispanic																		
White	1	5.9%	2	11.8%	3	17.6%	8	47.1%	6	35.3%	14	82.4%	9	52.9%	8	47.1%	17	100.0%
Native Hawaiian or Pacific Islander																		
Unknown																		
Totals	1	5.9%	2	11.8%	3	17.6%	8	47.1%	6	35.3%	14	82.4%	9	52.9%	8	47.1%	17	100.0%



Surgical Technology

Fall 2017

CIP Code: 51.0909

Curriculum Code:

ORT 5199

Program:

CER

Total Enrollment: 20 100.0%

Minority:

Male: 1 5.0%

Female: 19 95.0%

FT: 15 75.0%

PT: 5 25.0%

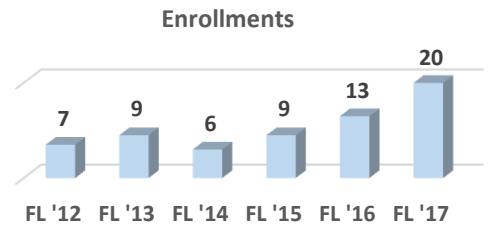
Avg Age: 30.0

Feeder Enrl: 11 55.0%

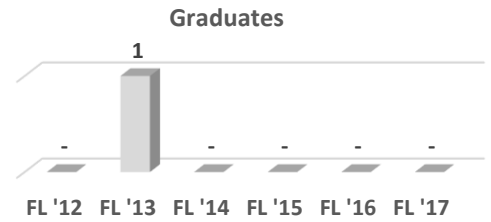
Feeder H.S. Enrollees	#	%
Carbondale	1	5.0%
Carterville	2	10.0%
Crab Orchard		
DuQuoin	1	5.0%
Elverado		
Herrin	1	5.0%
Johnston City	1	5.0%
Marion	3	15.0%
Murphysboro	1	5.0%
West Frankfort	1	5.0%
Trico		
Feeder H.S. Total	11	55.0%
Agape Christian		
GED	2	10.0%

Age	#	%
< = 17		
18-20	2	10.0%
21-25	10	50.0%
26-30	3	15.0%
31-40		
41-50	4	20.0%
51-60	1	5.0%
61-70		
71-80		
81+		
Unk		
Total	20	100.0%
Avg	30.0	
<21	2	10.0%
>60		

Enrollments	
FL '12	7
FL '13	9
FL '14	6
FL '15	9
FL '16	13
FL '17	20



Graduates	
FL '12	-
FL '13	1
FL '14	-
FL '15	-
FL '16	-
FL '17	-



Demographics	Male						Female						Grand Total					
	Full-time		Part-time		Male Total		Full-time		Part-time		Female Total		Full-time		Part-time		Grand Total	
	#	%	#	%	#	%	#	%	#	%	#	%	#	%	#	%	#	%
Asian																		
American Indian / Alaskan Native																		
Black or African American																		
Hispanic																		
White			1	5.0%	1	5.0%	15	75.0%	4	20.0%	19	95.0%	15	75.0%	5	25.0%	20	100.0%
Native Hawaiian or Pacific Islander																		
Unknown																		
Totals			1	5.0%	1	5.0%	15	75.0%	4	20.0%	19	95.0%	15	75.0%	5	25.0%	20	100.0%



Surgical Technology

Spring 2018

CIP Code: 51.0909

Curriculum Code:

ORT 5199

Program:

CER

Total Enrollment: 9 100.0%

Male: 1 11.1%

FT: 3 33.3%

Avg Age: 27.6

Minority:

Female: 8 88.9%

PT: 6 66.7%

Feeder Enrl: 6 66.7%

Feeder H.S. Enrollees

#	%
Carbondale	1 11.1%
Carterville	
Crab Orchard	
DuQuoin	
Elverado	
Herrin	1 11.1%
Johnston City	
Marion	2 22.2%
Murphysboro	1 11.1%
West Frankfort	1 11.1%
Trico	
Feeder H.S. Total	6 66.7%
Agape Christian	
GED	1 11.1%

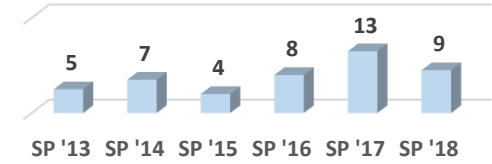
Age

#	%
< = 17	
18-20	
21-25	6 66.7%
26-30	
31-40	2 22.2%
41-50	1 11.1%
51-60	
61-70	
71-80	
81+	
Unk	
Total	9 100.0%
Avg	27.6
<21	
>60	

Enrollments

SP '13	5
SP '14	7
SP '15	4
SP '16	8
SP '17	13
SP '18	9


Enrollments



Graduates

SP '13	-
SP '14	-
SP '15	-
SP '16	-
SP '17	-
SP '18	1

Graduates



Demographics	Male						Female						Grand Total					
	Full-time		Part-time		Male Total		Full-time		Part-time		Female Total		Full-time		Part-time		Grand Total	
	#	%	#	%	#	%	#	%	#	%	#	%	#	%	#	%	#	%
Asian																		
American Indian / Alaskan Native																		
Black or African American																		
Hispanic																		
White			1	11.1%	1	11.1%	3	33.3%	5	55.6%	8	88.9%	3	33.3%	6	66.7%	9	100.0%
Native Hawaiian or Pacific Islander																		
Unknown																		
Totals			1	11.1%	1	11.1%	3	33.3%	5	55.6%	8	88.9%	3	33.3%	6	66.7%	9	100.0%

JOHN A. LOGAN COLLEGE

FY 2017 – 18

*John A. Logan College - Program Data
Short-Term Certificates*



Short-Term Certificate

Computer Networking

CIP Code: **11.0202**

Curriculum Code: **CIS 1206**



Computer Networking

Summer 2017

CIP Code: 11.0202

Curriculum Code:

CIS 1206

Program:

ST

Total Enrollment: 1 100.0%
Minority: 1 100.0%

Male: 1 100.0%
Female:

FT: 1 100.0%
PT:

Avg Age: 23.9
Feeder Enrl:

Feeder H.S. Enrollees

%

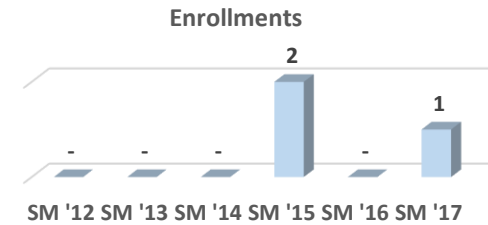
Carbondale	
Cartersville	
Crab Orchard	
DuQuoin	
Elverado	
Herrin	
Johnston City	
Marion	
Murphysboro	
West Frankfort	
Trico	
Feeder H.S. Total	
Agape Christian	
GED	

Age # %

< = 17		
18-20		
21-25	1	100.0%
26-30		
31-40		
41-50		
51-60		
61-70		
71-80		
81+		
Unk		
Total	1	100.0%
Avg	23.9	
<21		
>=60		

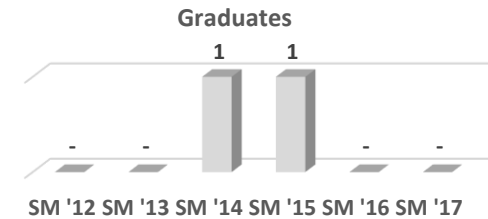
Enrollments

SM '12	-
SM '13	-
SM '14	-
SM '15	2
SM '16	-
SM '17	1



Graduates

SM '12	-
SM '13	-
SM '14	1
SM '15	1
SM '16	-
SM '17	-



Demographics	Male						Female						Grand Total					
	Full-time		Part-time		Male Total		Full-time		Part-time		Female Total		Full-time		Part-time		Grand Total	
	#	%	#	%	#	%	#	%	#	%	#	%	#	%	#	%	#	%
Asian																		
American Indian / Alaskan Native																		
Black or African American	1	100.0%			1	100.0%							1	100.0%			1	100.0%
Hispanic																		
White																		
Native Hawaiian or Pacific Islander																		
Unknown																		
Totals	1	100.0%			1	100.0%							1	100.0%			1	100.0%



Computer Networking

CIP Code: 11.0202

Curriculum Code:

CIS 1206

Program:

ST

Fall 2017

Total Enrollment: 3 100.0%

Male: 3 100.0%

FT: 2 66.7%

Avg Age: 24.7

Minority:

Female:

PT: 1 33.3%

Feeder Enrl: 2 66.7%

Feeder H.S. Enrollees

%

Carbondale		
Carterville		
Crab Orchard		
DuQuoin		
Elverado		
Herrin		
Johnston City		
Marion	2	66.7%
Murphysboro		
West Frankfort		
Trico		
Feeder H.S. Total	2	66.7%
Agape Christian		
GED	1	33.3%

Age

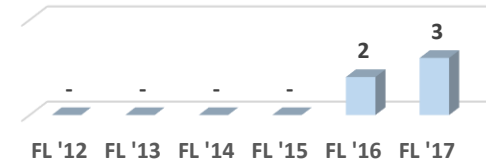
%

< = 17		
18-20		
21-25	2	66.7%
26-30	1	33.3%
31-40		
41-50		
51-60		
61-70		
71-80		
81+		
Unk		
Total	3	100.0%
Avg	24.7	
<21		
>=60		

Enrollments

FL '12	-
FL '13	-
FL '14	-
FL '15	-
FL '16	2
FL '17	3

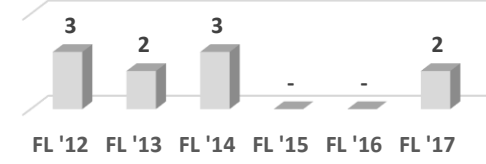
Enrollments



Graduates

FL '12	3
FL '13	2
FL '14	3
FL '15	-
FL '16	-
FL '17	2

Graduates



Demographics	Male						Female						Grand Total					
	Full-time		Part-time		Male Total		Full-time		Part-time		Female Total		Full-time		Part-time		Grand Total	
	#	%	#	%	#	%	#	%	#	%	#	%	#	%	#	%	#	%
Asian																		
American Indian / Alaskan Native																		
Black or African American																		
Hispanic																		
White	2	66.7%	1	33.3%	3	100.0%							2	66.7%	1	33.3%	3	100.0%
Native Hawaiian or Pacific Islander																		
Unknown																		
Totals	2	66.7%	1	33.3%	3	100.0%							2	66.7%	1	33.3%	3	100.0%



Computer Networking

CIP Code: 11.0202

Curriculum Code:

CIS 1206

Program:

ST

Spring 2018

Total Enrollment: 3 100.0%

Male: 3 100.0%

FT: 2 66.7%

Avg Age: 25.0

Minority:

Female:

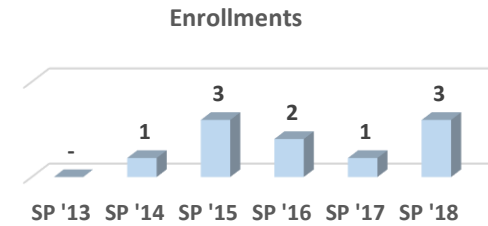
PT: 1 33.3%

Feeder Enrl: 2 66.7%

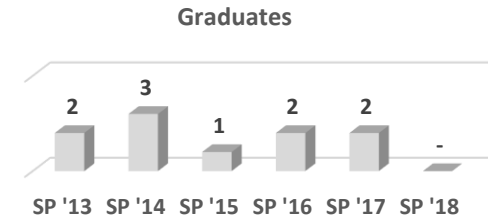
Feeder H.S. Enrollees	#	%
Carbondale		
Carterville		
Crab Orchard		
DuQuoin		
Elverado		
Herrin		
Johnston City		
Marion	2	66.7%
Murphysboro		
West Frankfort		
Trico		
Feeder H.S. Total	2	66.7%
Agape Christian		
GED	1	33.3%

Age	#	%
< = 17		
18-20		
21-25	2	66.7%
26-30	1	33.3%
31-40		
41-50		
51-60		
61-70		
71-80		
81+		
Unk		
Total	3	100.0%
Avg	25.0	
<21		
>=60		

Enrollments	
SP '13	-
SP '14	1
SP '15	3
SP '16	2
SP '17	1
SP '18	3



Graduates	
SP '13	2
SP '14	3
SP '15	1
SP '16	2
SP '17	2
SP '18	-



Demographics	Male						Female						Grand Total					
	Full-time		Part-time		Male Total		Full-time		Part-time		Female Total		Full-time		Part-time		Grand Total	
	#	%	#	%	#	%	#	%	#	%	#	%	#	%	#	%	#	%
Asian																		
American Indian / Alaskan Native																		
Black or African American																		
Hispanic																		
White	2	66.7%	1	33.3%	3	100.0%							2	66.7%	1	33.3%	3	100.0%
Native Hawaiian or Pacific Islander																		
Unknown																		
Totals	2	66.7%	1	33.3%	3	100.0%							2	66.7%	1	33.3%	3	100.0%

Short-Term Certificate

Cosmetology Teacher Program

CIP Code: *12.0413*

Curriculum Code: *00COS0057*



Cosmetology Teacher Program

Summer 2017

CIP Code: 12.0413

Curriculum Code:

00COS0057

Program:

ST

Total Enrollment:

Male:

FT:

Avg Age:

Minority:

Female:

PT:

Feeder Enrl:

Feeder H.S. Enrollees

#

%

Carbondale	
Carterville	
Crab Orchard	
DuQuoin	
Elverado	
Herrin	
Johnston City	
Marion	
Murphysboro	
West Frankfort	
Trico	

Feeder H.S. Total

Agape Christian	
GED	

Age

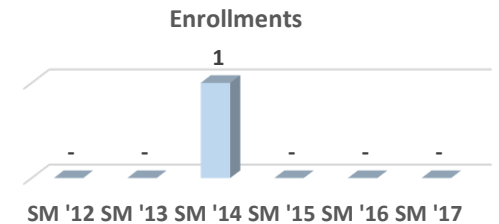
#

%

< = 17	
18-20	
21-25	
26-30	
31-40	
41-50	
51-60	
61-70	
71-80	
81+	
Unk	
Total	
Avg	
<21	
>60	

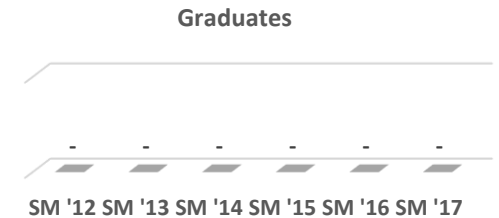
Enrollments

SM '12	-
SM '13	-
SM '14	1
SM '15	-
SM '16	-
SM '17	-



Graduates

SM '12	-
SM '13	-
SM '14	-
SM '15	-
SM '16	-
SM '17	-



Demographics	Male						Female						Grand Total					
	Full-time		Part-time		Male Total		Full-time		Part-time		Female Total		Full-time		Part-time		Grand Total	
	#	%	#	%	#	%	#	%	#	%	#	%	#	%	#	%	#	%
Asian																		
American Indian / Alaskan Native																		
Black or African American																		
Hispanic																		
White																		
Native Hawaiian or Pacific Islander																		
Unknown																		
Totals																		



Cosmetology Teacher Program

Fall 2017

CIP Code: 12.0413

Curriculum Code:

00COS0057

Program:

ST

Total Enrollment:

Male:

FT:

Avg Age:

Minority:

Female:

PT:

Feeder Enrl:

Feeder H.S. Enrollees

#

%

Carbondale	
Carterville	
Crab Orchard	
DuQuoin	
Elverado	
Herrin	
Johnston City	
Marion	
Murphysboro	
West Frankfort	
Trico	

Feeder H.S. Total

Agape Christian	
GED	

Age

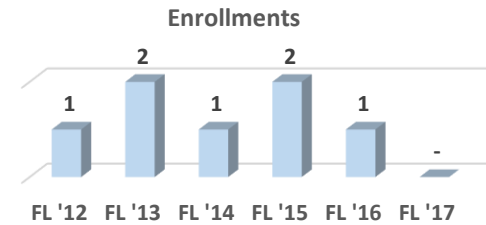
#

%

< = 17	
18-20	
21-25	
26-30	
31-40	
41-50	
51-60	
61-70	
71-80	
81+	
Unk	
Total	
Avg	
<21	
>60	

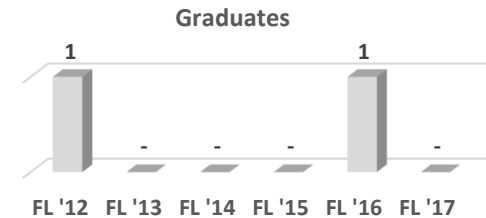
Enrollments

FL '12	1
FL '13	2
FL '14	1
FL '15	2
FL '16	1
FL '17	-



Graduates

FL '12	1
FL '13	-
FL '14	-
FL '15	-
FL '16	1
FL '17	-



Demographics	Male						Female						Grand Total					
	Full-time		Part-time		Male Total		Full-time		Part-time		Female Total		Full-time		Part-time		Grand Total	
	#	%	#	%	#	%	#	%	#	%	#	%	#	%	#	%	#	%
Asian																		
American Indian / Alaskan Native																		
Black or African American																		
Hispanic																		
White																		
Native Hawaiian or Pacific Islander																		
Unknown																		
Totals																		



Cosmetology Teacher Program

Spring 2018

CIP Code: 12.0413

Curriculum Code:

00COS0057

Program:

ST

Total Enrollment:

Male:

FT:

Avg Age:

Minority:

Female:

PT:

Feeder Enrl:

Feeder H.S. Enrollees

#

%

Carbondale	
Carterville	
Crab Orchard	
DuQuoin	
Elverado	
Herrin	
Johnston City	
Marion	
Murphysboro	
West Frankfort	
Trico	

Feeder H.S. Total

Agape Christian
GED

Age

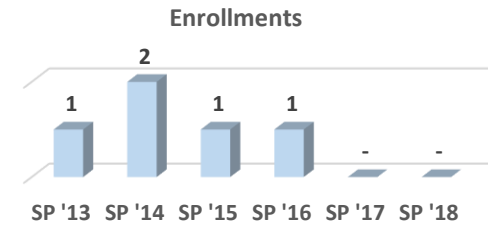
#

%

< = 17	
18-20	
21-25	
26-30	
31-40	
41-50	
51-60	
61-70	
71-80	
81+	
Unk	
Total	
Avg	
<21	
>60	

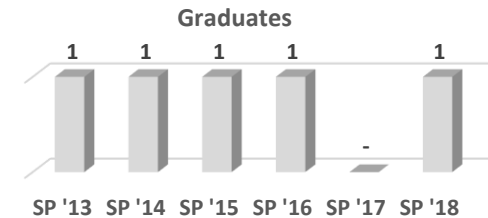
Enrollments

SP '13	1
SP '14	2
SP '15	1
SP '16	1
SP '17	-
SP '18	-



Graduates

SP '13	1
SP '14	1
SP '15	1
SP '16	1
SP '17	-
SP '18	1



Demographics	Male						Female						Grand Total					
	Full-time		Part-time		Male Total		Full-time		Part-time		Female Total		Full-time		Part-time		Grand Total	
	#	%	#	%	#	%	#	%	#	%	#	%	#	%	#	%	#	%
Asian																		
American Indian / Alaskan Native																		
Black or African American																		
Hispanic																		
White																		
Native Hawaiian or Pacific Islander																		
Unknown																		
Totals																		

Short-Term Certificate

Customer Service

CIP Code: **52.0411**

Curriculum Code: **00BUS0021**



Customer Service

Summer 2017

CIP Code: 52.0411

Curriculum Code: 00BUS0021

Program: ST

Total Enrollment:
Minority:

Male:
Female:

FT:
PT:

Avg Age:
Feeder Enrl:

Feeder H.S. Enrollees

%

Carbondale	
Carterville	
Crab Orchard	
DuQuoin	
Elverado	
Herrin	
Johnston City	
Marion	
Murphysboro	
West Frankfort	
Trico	

Feeder H.S. Total

Agape Christian
GED

Age


%

< = 17	
18-20	
21-25	
26-30	
31-40	
41-50	
51-60	
61-70	
71-80	
81+	
Unk	
Total	
Avg	
<21	
>60	

Enrollments

SM '12	-
SM '13	-
SM '14	-
SM '15	-
SM '16	1
SM '17	-

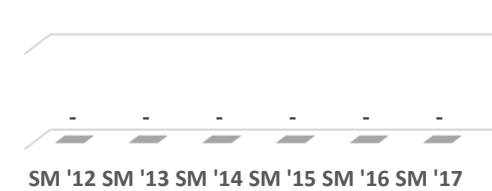
Enrollments



Graduates

SM '12	-
SM '13	-
SM '14	-
SM '15	-
SM '16	-
SM '17	-

Graduates



Demographics	Male						Female						Grand Total					
	Full-time		Part-time		Male Total		Full-time		Part-time		Female Total		Full-time		Part-time		Grand Total	
	#	%	#	%	#	%	#	%	#	%	#	%	#	%	#	%	#	%
Asian																		
American Indian / Alaskan Native																		
Black or African American																		
Hispanic																		
White																		
Native Hawaiian or Pacific Islander																		
Unknown																		
Totals																		



Customer Service

CIP Code: 52.0411

Curriculum Code:

00BUS0021

Program:

ST

Fall 2017

Total Enrollment:

Male:

FT:

Avg Age:

Minority:

Female:

PT:

Feeder Enrl:

Feeder H.S. Enrollees

#

%

Carbondale
Carterville
Crab Orchard
DuQuoin
Elverado
Herrin
Johnston City
Marion
Murphysboro
West Frankfort
Trico

Feeder H.S. Total

Agape Christian
GED

Age

#

%

< = 17
18-20
21-25
26-30
31-40
41-50
51-60
61-70
71-80
81+
Unk

Total

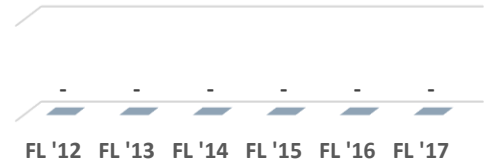
Avg

<21
>60

Enrollments

FL '12 -
FL '13 -
FL '14 -
FL '15 -
FL '16 -
FL '17 -

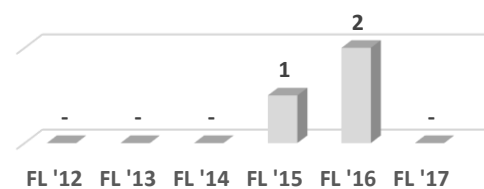
Enrollments



Graduates

FL '12 -
FL '13 -
FL '14 -
FL '15 1
FL '16 2
FL '17 -

Graduates



Demographics	Male						Female						Grand Total					
	Full-time		Part-time		Male Total		Full-time		Part-time		Female Total		Full-time		Part-time		Grand Total	
	#	%	#	%	#	%	#	%	#	%	#	%	#	%	#	%	#	%
Asian																		
American Indian / Alaskan Native																		
Black or African American																		
Hispanic																		
White																		
Native Hawaiian or Pacific Islander																		
Unknown																		
Totals																		



Customer Service

Spring 2018

CIP Code: 52.0411

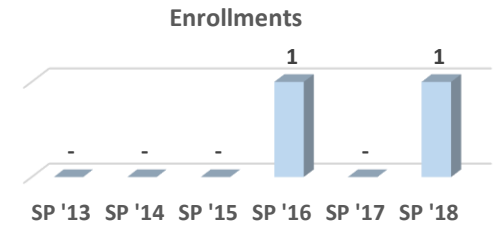
Curriculum Code: 00BUS0021

Program: ST

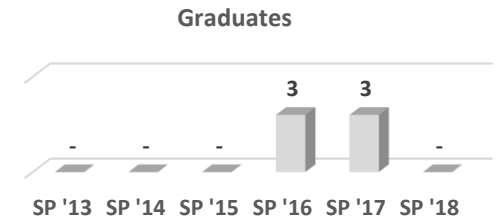
Total Enrollment:	1	100.0%	Male:		FT:	1	100.0%	Avg Age:	26.7
Minority:	1	100.0%	Female:	1	100.0%	PT:		Feeder Enrl:	

Feeder H.S. Enrollees	#	%	Age	#	%
Carbondale			< = 17		
Carterville			18-20		
Crab Orchard			21-25		
DuQuoin			26-30	1	100.0%
Elverado			31-40		
Herrin			41-50		
Johnston City			51-60		
Marion			61-70		
Murphysboro			71-80		
West Frankfort			81+		
Trico			Unk		
Feeder H.S. Total			Total	1	100.0%
Agape Christian			Avg	26.7	
GED			<21		
			>60		

Enrollments	
SP '13	-
SP '14	-
SP '15	-
SP '16	1
SP '17	-
SP '18	1



Graduates	
SP '13	-
SP '14	-
SP '15	-
SP '16	3
SP '17	3
SP '18	-



Demographics	Male						Female						Grand Total					
	Full-time		Part-time		Male Total		Full-time		Part-time		Female Total		Full-time		Part-time		Grand Total	
	#	%	#	%	#	%	#	%	#	%	#	%	#	%	#	%	#	%
Asian																		
American Indian / Alaskan Native																		
Black or African American							1	100.0%			1	100.0%	1	100.0%			1	100.0%
Hispanic																		
White																		
Native Hawaiian or Pacific Islander																		
Unknown																		
Totals							1	100.0%			1	100.0%	1	100.0%			1	100.0%

Short-Term Certificate

Early Childhood - Director's Credential Certificate Program

CIP Code: 19.0709

Curriculum Code: 00CHC0018



Early Childhood - Director's Credential Certificate Program

Summer 2017

CIP Code: 19.0709

Curriculum Code: 00CHC0018

Program: ST

Total Enrollment:
Minority:

Male:
Female:

FT:
PT:

Avg Age:
Feeder Enrl:

Feeder H.S. Enrollees

%

Carbondale	
Carterville	
Crab Orchard	
DuQuoin	
Elverado	
Herrin	
Johnston City	
Marion	
Murphysboro	
West Frankfort	
Trico	

Feeder H.S. Total

Agape Christian
GED

Age

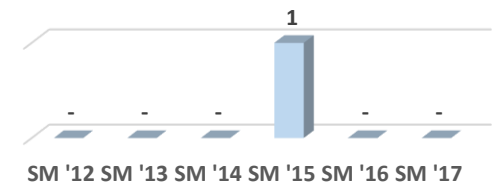
%

< = 17	
18-20	
21-25	
26-30	
31-40	
41-50	
51-60	
61-70	
71-80	
81+	
Unk	
Total	
Avg	
<21	
>60	

Enrollments

SM '12	-
SM '13	-
SM '14	-
SM '15	1
SM '16	-
SM '17	-


Enrollments



Graduates

SM '12	-
SM '13	-
SM '14	-
SM '15	-
SM '16	-
SM '17	-

Graduates



Demographics	Male						Female						Grand Total					
	Full-time		Part-time		Male Total		Full-time		Part-time		Female Total		Full-time		Part-time		Grand Total	
	#	%	#	%	#	%	#	%	#	%	#	%	#	%	#	%	#	%
Asian																		
American Indian / Alaskan Native																		
Black or African American																		
Hispanic																		
White																		
Native Hawaiian or Pacific Islander																		
Unknown																		
Totals																		



Early Childhood - Director's Credential Certificate Program

Fall 2017

CIP Code: 19.0709

Curriculum Code: 00CHC0018

Program: ST

Total Enrollment: 1 100.0%

Male:
Female: 1 100.0%

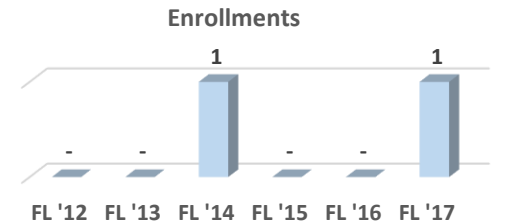
FT:
PT: 1 100.0%

Avg Age: 33.2
Feeder Enrl: 1 100.0%

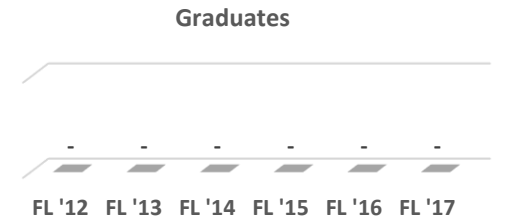
Feeder H.S. Enrollees	#	%
Carbondale	1	100.0%
Carterville		
Crab Orchard		
DuQuoin		
Elverado		
Herrin		
Johnston City		
Marion		
Murphysboro		
West Frankfort		
Trico		
Feeder H.S. Total	1	100.0%
Agape Christian		
GED		

Age	#	%
< = 17		
18-20		
21-25		
26-30		
31-40	1	100.0%
41-50		
51-60		
61-70		
71-80		
81+		
Unk		
Total	1	100.0%
Avg	33.2	
<21		
>60		

Enrollments	
FL '12	-
FL '13	-
FL '14	1
FL '15	-
FL '16	-
FL '17	1



Graduates	
FL '12	-
FL '13	-
FL '14	-
FL '15	-
FL '16	-
FL '17	-



Demographics	Male						Female						Grand Total					
	Full-time		Part-time		Male Total		Full-time		Part-time		Female Total		Full-time		Part-time		Grand Total	
	#	%	#	%	#	%	#	%	#	%	#	%	#	%	#	%	#	%
Asian																		
American Indian / Alaskan Native																		
Black or African American																		
Hispanic																		
White									1	100.0%	1	100.0%			1	100.0%	1	100.0%
Native Hawaiian or Pacific Islander																		
Unknown																		
Totals									1	100.0%	1	100.0%			1	100.0%	1	100.0%



Early Childhood - Director's Credential Certificate Program

Spring 2018

CIP Code: 19.0709

Curriculum Code: 00CHC0018

Program: ST

Total Enrollment: 1 100.0%

Male:
Female: 1 100.0%

FT:
PT: 1 100.0%

Avg Age: 23.5
Feeder Enrl:

Feeder H.S. Enrollees

%

Carbondale	
Carterville	
Crab Orchard	
DuQuoin	
Elverado	
Herrin	
Johnston City	
Marion	
Murphysboro	
West Frankfort	
Trico	

Feeder H.S. Total

Agape Christian
GED

Age # %

< = 17		
18-20		
21-25	1	100.0%
26-30		
31-40		
41-50		
51-60		
61-70		
71-80		
81+		
Unk		

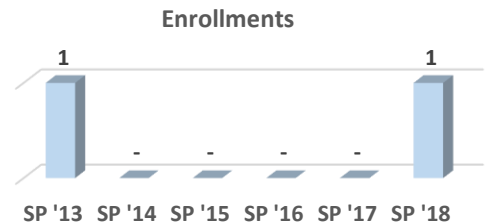
Total 1 100.0%

Avg 23.5

<21
>60

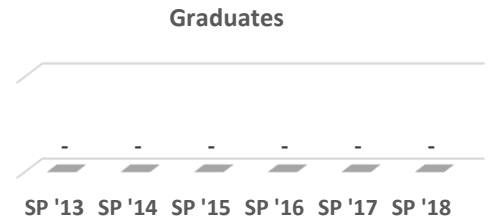
Enrollments

SP '13	1
SP '14	-
SP '15	-
SP '16	-
SP '17	-
SP '18	1



Graduates

SP '13	-
SP '14	-
SP '15	-
SP '16	-
SP '17	-
SP '18	-



Demographics	Male						Female						Grand Total					
	Full-time		Part-time		Male Total		Full-time		Part-time		Female Total		Full-time		Part-time		Grand Total	
	#	%	#	%	#	%	#	%	#	%	#	%	#	%	#	%	#	%
Asian																		
American Indian / Alaskan Native																		
Black or African American																		
Hispanic																		
White																		
Native Hawaiian or Pacific Islander																		
Unknown									1	100.0%	1	100.0%			1	100.0%	1	100.0%
Totals									1	100.0%	1	100.0%			1	100.0%	1	100.0%

Short-Term Certificate

Home Performance Specialist

CIP Code: *15.0503*

Curriculum Code: *HAC 2016*



Home Performance Specialist

Summer 2017

CIP Code: 15.0503

Curriculum Code:

HAC 2016

Program:

ST

Total Enrollment:

Male:

FT:

Avg Age:

Minority:

Female:

PT:

Feeder Enrl:

Feeder H.S. Enrollees

#

%

Carbondale	
Carterville	
Crab Orchard	
DuQuoin	
Elverado	
Herrin	
Johnston City	
Marion	
Murphysboro	
West Frankfort	
Trico	

Feeder H.S. Total

Agape Christian	
GED	

Age

#

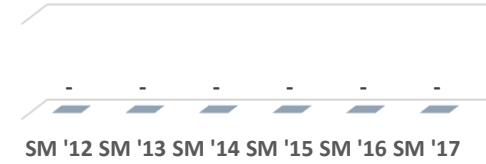
%

< = 17	
18-20	
21-25	
26-30	
31-40	
41-50	
51-60	
61-70	
71-80	
81+	
Unk	
Total	
Avg	
<21	
>60	

Enrollments

SM '12	-
SM '13	-
SM '14	-
SM '15	-
SM '16	-
SM '17	-

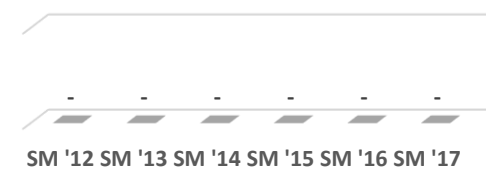
Enrollments



Graduates

SM '12	-
SM '13	-
SM '14	-
SM '15	-
SM '16	-
SM '17	-

Graduates



Demographics	Male						Female						Grand Total					
	Full-time		Part-time		Male Total		Full-time		Part-time		Female Total		Full-time		Part-time		Grand Total	
	#	%	#	%	#	%	#	%	#	%	#	%	#	%	#	%	#	%
Asian																		
American Indian / Alaskan Native																		
Black or African American																		
Hispanic																		
White																		
Native Hawaiian or Pacific Islander																		
Unknown																		
Totals																		



Home Performance Specialist

Fall 2017

CIP Code: 15.0503

Curriculum Code:

HAC 2016

Program:

ST

Total Enrollment:

Male:

FT:

Avg Age:

Minority:

Female:

PT:

Feeder Enrl:

Feeder H.S. Enrollees

#

%

Carbondale
Carterville
Crab Orchard
DuQuoin
Elverado
Herrin
Johnston City
Marion
Murphysboro
West Frankfort
Trico

Feeder H.S. Total

Agape Christian
GED

Age

#

%

< = 17
18-20
21-25
26-30
31-40
41-50
51-60
61-70
71-80
81+
Unk

Total


Avg

<21
>60

Enrollments

FL '12 -
FL '13 -
FL '14 -
FL '15 -
FL '16 -
FL '17 -


Enrollments



Graduates

FL '12 -
FL '13 -
FL '14 -
FL '15 -
FL '16 -
FL '17 -

Graduates



Demographics	Male						Female						Grand Total					
	Full-time		Part-time		Male Total		Full-time		Part-time		Female Total		Full-time		Part-time		Grand Total	
	#	%	#	%	#	%	#	%	#	%	#	%	#	%	#	%	#	%
Asian																		
American Indian / Alaskan Native																		
Black or African American																		
Hispanic																		
White																		
Native Hawaiian or Pacific Islander																		
Unknown																		
Totals																		



Home Performance Specialist

Spring 2018

CIP Code: 15.0503

Curriculum Code:

HAC 2016

Program:

ST

Total Enrollment: 1 100.0%

Male:

FT:

1 100.0%

Avg Age:

21.8

Minority:

Female:

1 100.0%

PT:

Feeder Enrl:

1 100.0%

Feeder H.S. Enrollees

%

Carbondale		
Carterville		
Crab Orchard		
DuQuoin		
Elverado		
Herrin		
Johnston City		
Marion	1	100.0%
Murphysboro		
West Frankfort		
Trico		
Feeder H.S. Total	1	100.0%

Agape Christian
GED

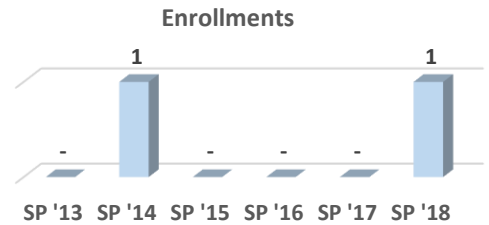
Age

%

< = 17		
18-20		
21-25	1	100.0%
26-30		
31-40		
41-50		
51-60		
61-70		
71-80		
81+		
Unk		
Total	1	100.0%
Avg	21.8	
<21		
>60		

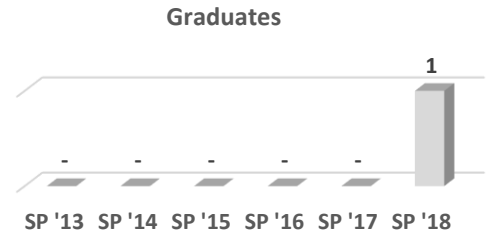
Enrollments

SP '13	-
SP '14	1
SP '15	-
SP '16	-
SP '17	-
SP '18	1



Graduates

SP '13	-
SP '14	-
SP '15	-
SP '16	-
SP '17	-
SP '18	1



Demographics	Male						Female						Grand Total					
	Full-time		Part-time		Male Total		Full-time		Part-time		Female Total		Full-time		Part-time		Grand Total	
	#	%	#	%	#	%	#	%	#	%	#	%	#	%	#	%	#	%
Asian																		
American Indian / Alaskan Native																		
Black or African American																		
Hispanic																		
White							1	100.0%			1	100.0%	1	100.0%			1	100.0%
Native Hawaiian or Pacific Islander																		
Unknown																		
Totals							1	100.0%			1	100.0%	1	100.0%			1	100.0%

Short-Term Certificate

Information System Technician

CIP Code: *47.0104*

Curriculum Code: *ELT 0106*



Information System Technician

Summer 2017

CIP Code: 47.0104

Curriculum Code:

ELT 0106

Program:

ST

Total Enrollment: 1 100.0%

Male: 1 100.0%

FT:

Avg Age: 19.1

Minority:

Female:

PT: 1 100.0%

Feeder Enrl: 1 100.0%

Feeder H.S. Enrollees

%

Carbondale		
Carterville		
Crab Orchard		
DuQuoin	1	100.0%
Elverado		
Herrin		
Johnston City		
Marion		
Murphysboro		
West Frankfort		
Trico		

Feeder H.S. Total 1 100.0%

Agape Christian
GED

Age

%

< = 17		
18-20	1	100.0%
21-25		
26-30		
31-40		
41-50		
51-60		
61-70		
71-80		
81+		
Unk		

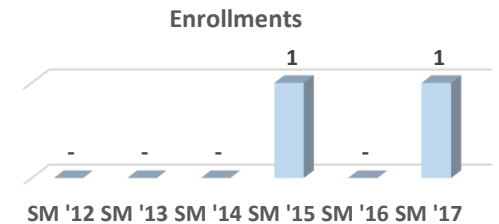
Total 1 100.0%

Avg 19.1

<21 1 100.0%
>60

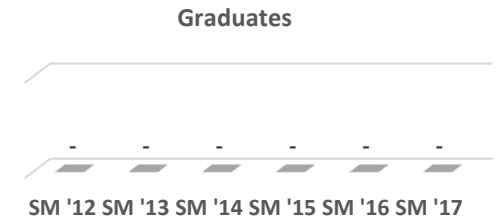
Enrollments

SM '12	-
SM '13	-
SM '14	-
SM '15	1
SM '16	-
SM '17	1



Graduates

SM '12	-
SM '13	-
SM '14	-
SM '15	-
SM '16	-
SM '17	-



Demographics	Male						Female						Grand Total					
	Full-time		Part-time		Male Total		Full-time		Part-time		Female Total		Full-time		Part-time		Grand Total	
	#	%	#	%	#	%	#	%	#	%	#	%	#	%	#	%	#	%
Asian																		
American Indian / Alaskan Native																		
Black or African American																		
Hispanic																		
White			1	100.0%	1	100.0%									1	100.0%	1	100.0%
Native Hawaiian or Pacific Islander																		
Unknown																		
Totals			1	100.0%	1	100.0%									1	100.0%	1	100.0%



Information System Technician

Fall 2017

CIP Code: 47.0104

Curriculum Code:

ELT 0106

Program:

ST

Total Enrollment: 1 100.0%

Male: 1 100.0%

FT:

Avg Age: 19.2

Minority:

Female:

PT:

1 100.0%

Feeder Enrl: 1 100.0%

Feeder H.S. Enrollees

%

Carbondale		
Carterville		
Crab Orchard		
DuQuoin	1	100.0%
Elverado		
Herrin		
Johnston City		
Marion		
Murphysboro		
West Frankfort		
Trico		

Feeder H.S. Total 1 100.0%

Agape Christian
GED

Age

%

< = 17		
18-20	1	100.0%
21-25		
26-30		
31-40		
41-50		
51-60		
61-70		
71-80		
81+		
Unk		

Total 1 100.0%

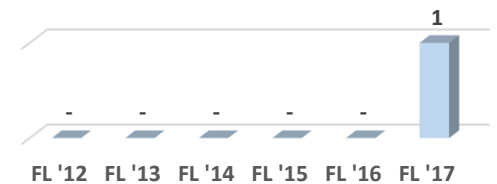
Avg 19.2

<21	1	100.0%
>60		

Enrollments

FL '12	-
FL '13	-
FL '14	-
FL '15	-
FL '16	-
FL '17	1

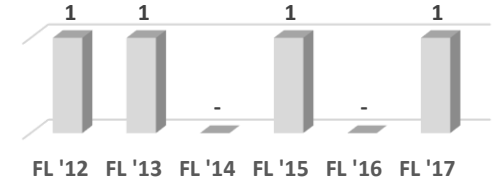
Enrollments



Graduates

FL '12	1
FL '13	1
FL '14	-
FL '15	1
FL '16	-
FL '17	1

Graduates



Demographics	Male						Female						Grand Total					
	Full-time		Part-time		Male Total		Full-time		Part-time		Female Total		Full-time		Part-time		Grand Total	
	#	%	#	%	#	%	#	%	#	%	#	%	#	%	#	%	#	%
Asian																		
American Indian / Alaskan Native																		
Black or African American																		
Hispanic																		
White			1	100.0%	1	100.0%									1	100.0%	1	100.0%
Native Hawaiian or Pacific Islander																		
Unknown																		
Totals			1	100.0%	1	100.0%									1	100.0%	1	100.0%



Information System Technician

Spring 2018

CIP Code: 47.0104

Curriculum Code:

ELT 0106

Program:

ST

Total Enrollment: 2 100.0%
Minority: 1 50.0%

Male: 1 50.0%
Female: 1 50.0%

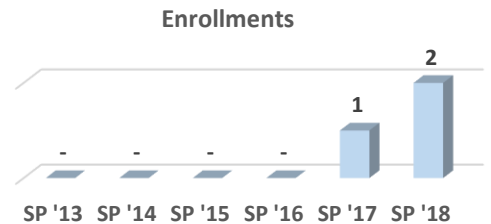
FT:
PT: 2 100.0%

Avg Age: 21.2
Feeder Enrl: 1 50.0%

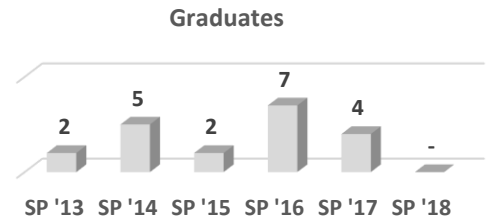
Feeder H.S. Enrollees	#	%
Carbondale		
Carterville		
Crab Orchard		
DuQuoin	1	50.0%
Elverado		
Herrin		
Johnston City		
Marion		
Murphysboro		
West Frankfort		
Trico		
Feeder H.S. Total	1	50.0%
Agape Christian		
GED		

Age	#	%
<= 17		
18-20	1	50.0%
21-25	1	50.0%
26-30		
31-40		
41-50		
51-60		
61-70		
71-80		
81+		
Unk		
Total	2	100.0%
Avg	21.2	
<21	1	50.0%
>60		

Enrollments	
SP '13	-
SP '14	-
SP '15	-
SP '16	-
SP '17	1
SP '18	2



Graduates	
SP '13	2
SP '14	5
SP '15	2
SP '16	7
SP '17	4
SP '18	-



Demographics	Male						Female						Grand Total					
	Full-time		Part-time		Male Total		Full-time		Part-time		Female Total		Full-time		Part-time		Grand Total	
	#	%	#	%	#	%	#	%	#	%	#	%	#	%	#	%	#	%
Asian																		
American Indian / Alaskan Native																		
Black or African American									1	50.0%	1	50.0%			1	50.0%	1	50.0%
Hispanic																		
White			1	50.0%	1	50.0%									1	50.0%	1	50.0%
Native Hawaiian or Pacific Islander																		
Unknown																		
Totals			1	50.0%	1	50.0%			1	50.0%	1	50.0%			2	100.0%	2	100.0%

Short-Term Certificate

Medical Clerk

CIP Code: *51.0716*

Curriculum Code: *00BUS0017*



Medical Clerk

CIP Code: 51.0716

Curriculum Code:

00BUS0017

Program:

ST

Summer 2017

Total Enrollment: 1 100.0%

Minority:

Male:

Female: 1 100.0%

FT:

PT: 1 100.0%

Avg Age:

44.4

Feeder Enrl:

Feeder H.S. Enrollees

%

Carbondale	
Carterville	
Crab Orchard	
DuQuoin	
Elverado	
Herrin	
Johnston City	
Marion	
Murphysboro	
West Frankfort	
Trico	

Feeder H.S. Total

Agape Christian
GED

Age

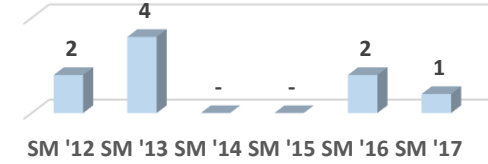
%

< = 17	
18-20	
21-25	
26-30	
31-40	
41-50	1 100.0%
51-60	
61-70	
71-80	
81+	
Unk	
Total	1 100.0%
Avg	44.4
<21	
>60	

Enrollments

SM '12	2
SM '13	4
SM '14	-
SM '15	-
SM '16	2
SM '17	1

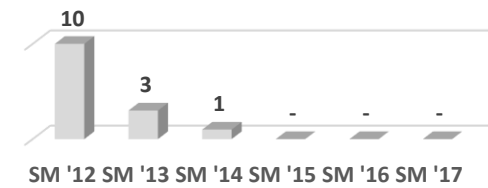
Enrollments



Graduates

SM '12	10
SM '13	3
SM '14	1
SM '15	-
SM '16	-
SM '17	-

Graduates



Demographics	Male						Female						Grand Total					
	Full-time		Part-time		Male Total		Full-time		Part-time		Female Total		Full-time		Part-time		Grand Total	
	#	%	#	%	#	%	#	%	#	%	#	%	#	%	#	%	#	%
Asian																		
American Indian / Alaskan Native																		
Black or African American																		
Hispanic																		
White							1	100.0%			1	100.0%			1	100.0%	1	100.0%
Native Hawaiian or Pacific Islander																		
Unknown																		
Totals							1	100.0%			1	100.0%			1	100.0%	1	100.0%



Medical Clerk

CIP Code: 51.0716

Curriculum Code:

00BUS0017

Program:

ST

Fall 2017

Total Enrollment: 1 100.0%

Minority:

Male:

Female: 1 100.0%

FT:

PT: 1 100.0%

Avg Age:

44.6

Feeder Enrl:

Feeder H.S. Enrollees

%

Carbondale	
Carterville	
Crab Orchard	
DuQuoin	
Elverado	
Herrin	
Johnston City	
Marion	
Murphysboro	
West Frankfort	
Trico	

Feeder H.S. Total

Agape Christian
GED

Age

%

< = 17	
18-20	
21-25	
26-30	
31-40	
41-50	1 100.0%
51-60	
61-70	
71-80	
81+	
Unk	

Total 1 100.0%

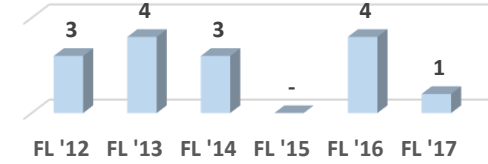
Avg 44.6

<21
>60

Enrollments

FL '12	3
FL '13	4
FL '14	3
FL '15	-
FL '16	4
FL '17	1

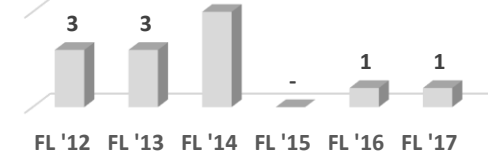
Enrollments



Graduates

FL '12	3
FL '13	3
FL '14	5
FL '15	-
FL '16	1
FL '17	1

Graduates



Demographics	Male						Female						Grand Total					
	Full-time		Part-time		Male Total		Full-time		Part-time		Female Total		Full-time		Part-time		Grand Total	
	#	%	#	%	#	%	#	%	#	%	#	%	#	%	#	%	#	%
Asian																		
American Indian / Alaskan Native																		
Black or African American																		
Hispanic																		
White							1	100.0%			1	100.0%			1	100.0%	1	100.0%
Native Hawaiian or Pacific Islander																		
Unknown																		
Totals							1	100.0%			1	100.0%			1	100.0%	1	100.0%



Medical Clerk

CIP Code: 51.0716

Curriculum Code:

00BUS0017

Program:

ST

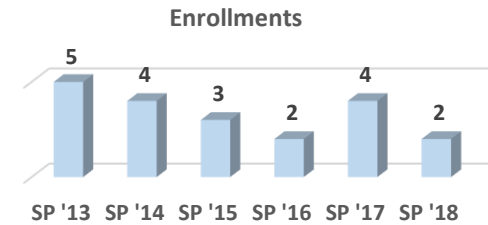
Spring 2018

Total Enrollment:	2	100.0%	Male:			FT:	1	50.0%	Avg Age:	36.9
Minority:	1	50.0%	Female:	2	100.0%	PT:	1	50.0%	Feeder Enrl:	1 50.0%

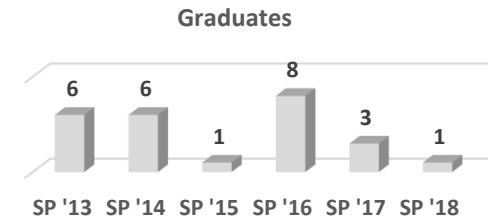
Feeder H.S. Enrollees	#	%
Carbondale		
Carterville		
Crab Orchard		
DuQuoin		
Elverado		
Herrin		
Johnston City		
Marion	1	50.0%
Murphysboro		
West Frankfort		
Trico		
Feeder H.S. Total	1	50.0%
Agape Christian		
GED	1	50.0%

Age	#	%
< = 17		
18-20		
21-25	1	50.0%
26-30		
31-40		
41-50	1	50.0%
51-60		
61-70		
71-80		
81+		
Unk		
Total	2	100.0%
Avg	36.9	
<21		
>60		

Enrollments	
SP '13	5
SP '14	4
SP '15	3
SP '16	2
SP '17	4
SP '18	2



Graduates	
SP '13	6
SP '14	6
SP '15	1
SP '16	8
SP '17	3
SP '18	1



Demographics	Male						Female						Grand Total					
	Full-time		Part-time		Male Total		Full-time		Part-time		Female Total		Full-time		Part-time		Grand Total	
	#	%	#	%	#	%	#	%	#	%	#	%	#	%	#	%	#	%
Asian																		
American Indian / Alaskan Native																		
Black or African American							1	50.0%			1	50.0%	1	50.0%			1	50.0%
Hispanic																		
White									1	50.0%	1	50.0%			1	50.0%	1	50.0%
Native Hawaiian or Pacific Islander																		
Unknown																		
Totals							1	50.0%	1	50.0%	2	100.0%	1	50.0%	1	50.0%	2	100.0%

Short-Term Certificate

Medical Coding

CIP Code: *51.0713*

Curriculum Code: *HIT 2017*



Medical Coding

CIP Code: 51.0713

Curriculum Code:

HIT 2017

Program:

ST

Summer 2017

Total Enrollment: 2 100.0%

Minority:

Male:

Female: 2 100.0%

FT:

PT: 2 100.0%

Avg Age:

29.0

Feeder Enrl:

1 50.0%

Feeder H.S. Enrollees

%

Carbondale		
Carterville	1	50.0%
Crab Orchard		
DuQuoin		
Elverado		
Herrin		
Johnston City		
Marion		
Murphysboro		
West Frankfort		
Trico		

Feeder H.S. Total 1 50.0%

Agape Christian		
GED	1	50.0%

Age

%

< = 17		
18-20		
21-25		
26-30	2	100.0%
31-40		
41-50		
51-60		
61-70		
71-80		
81+		
Unk		

Total 2 100.0%


Avg 29.0

<21		
>60		

Enrollments

SM '12	-
SM '13	-
SM '14	-
SM '15	-
SM '16	-
SM '17	2


Enrollments



Graduates

SM '12	-
SM '13	-
SM '14	-
SM '15	-
SM '16	-
SM '17	-

Graduates



Demographics	Male						Female						Grand Total					
	Full-time		Part-time		Male Total		Full-time		Part-time		Female Total		Full-time		Part-time		Grand Total	
	#	%	#	%	#	%	#	%	#	%	#	%	#	%	#	%	#	%
Asian																		
American Indian / Alaskan Native																		
Black or African American																		
Hispanic																		
White									2	100.0%	2	100.0%			2	100.0%	2	100.0%
Native Hawaiian or Pacific Islander																		
Unknown																		
Totals									2	100.0%	2	100.0%			2	100.0%	2	100.0%



Medical Coding

Fall 2017

CIP Code: 51.0713

Curriculum Code:

HIT 2017

Program:

ST

Total Enrollment: 7 100.0%

Minority:

Male:

Female: 7 100.0%

FT:

4 57.1%

PT:

3 42.9%

Avg Age:

29.7

Feeder Enrl:

5 71.4%

Feeder H.S. Enrollees

%

Carbondale		
Carterville		
Crab Orchard		
DuQuoin		
Elverado		
Herrin	3	42.9%
Johnston City		
Marion	2	28.6%
Murphysboro		
West Frankfort		
Trico		

Feeder H.S. Total 5 71.4%

Agape Christian		
GED	1	14.3%

Age

%

< = 17		
18-20	1	14.3%
21-25	1	14.3%
26-30	3	42.9%
31-40	1	14.3%
41-50	1	14.3%
51-60		
61-70		
71-80		
81+		
Unk		

Total 7 100.0%

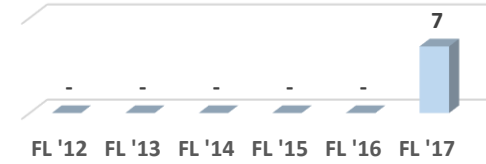
Avg 29.7

<21	1	14.3%
>60		

Enrollments

FL '12	-
FL '13	-
FL '14	-
FL '15	-
FL '16	-
FL '17	7

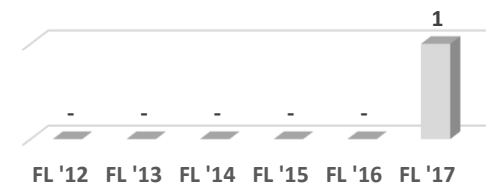
Enrollments



Graduates

FL '12	-
FL '13	-
FL '14	-
FL '15	-
FL '16	-
FL '17	1

Graduates



Demographics	Male						Female						Grand Total					
	Full-time		Part-time		Male Total		Full-time		Part-time		Female Total		Full-time		Part-time		Grand Total	
	#	%	#	%	#	%	#	%	#	%	#	%	#	%	#	%	#	%
Asian																		
American Indian / Alaskan Native																		
Black or African American																		
Hispanic																		
White							4	57.1%	3	42.9%	7	100.0%	4	57.1%	3	42.9%	7	100.0%
Native Hawaiian or Pacific Islander																		
Unknown																		
Totals							4	57.1%	3	42.9%	7	100.0%	4	57.1%	3	42.9%	7	100.0%



Medical Coding

CIP Code: 51.0713

Curriculum Code:

HIT 2017

Program:

ST

Spring 2018

Total Enrollment: 7 100.0%
Minority:

Male:
Female: 7 100.0%

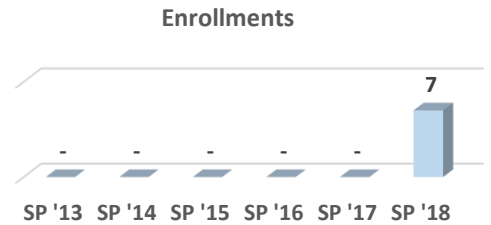
FT: 5 71.4%
PT: 2 28.6%

Avg Age: 36.5
Feeder Enrl: 4 57.1%

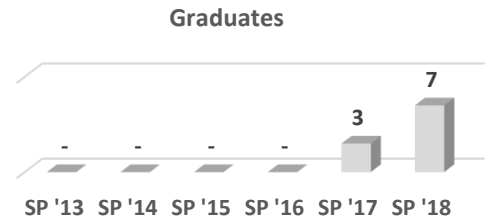
Feeder H.S. Enrollees	#	%
Carbondale		
Carterville		
Crab Orchard		
DuQuoin		
Elverado		
Herrin	2	28.6%
Johnston City		
Marion	2	28.6%
Murphysboro		
West Frankfort		
Trico		
Feeder H.S. Total	4	57.1%
Agape Christian		
GED	2	28.6%

Age	#	%
< = 17		
18-20		
21-25	1	14.3%
26-30	2	28.6%
31-40	1	14.3%
41-50	3	42.9%
51-60		
61-70		
71-80		
81+		
Unk		
Total	7	100.0%
Avg	36.5	
<21		
>60		

Enrollments	
SP '13	-
SP '14	-
SP '15	-
SP '16	-
SP '17	-
SP '18	7



Graduates	
SP '13	-
SP '14	-
SP '15	-
SP '16	-
SP '17	3
SP '18	7



Demographics	Male						Female						Grand Total					
	Full-time		Part-time		Male Total		Full-time		Part-time		Female Total		Full-time		Part-time		Grand Total	
	#	%	#	%	#	%	#	%	#	%	#	%	#	%	#	%	#	%
Asian																		
American Indian / Alaskan Native																		
Black or African American																		
Hispanic																		
White							5	71.4%	2	28.6%	7	100.0%	5	71.4%	2	28.6%	7	100.0%
Native Hawaiian or Pacific Islander																		
Unknown																		
Totals							5	71.4%	2	28.6%	7	100.0%	5	71.4%	2	28.6%	7	100.0%

Short-Term Certificate

Nursing Assistant

CIP Code: *51.3902*

Curriculum Code: *00NAD0055*



Nursing Assistant

Summer 2017

CIP Code: 51.3902

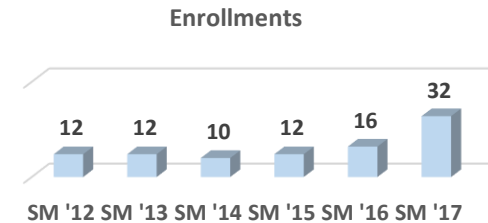
Curriculum Code: 00NAD0055

Program: ST

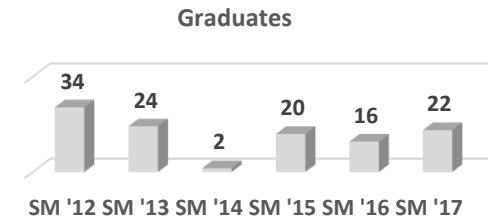
Total Enrollment:	32	100.0%	Male:	2	6.3%	FT:	20	62.5%	Avg Age:	21.3
Minority:	4	12.5%	Female:	4	12.5%	PT:	12	37.5%	Feeder Enrl:	26 81.3%

Feeder H.S. Enrollees	#	%	Age	#	%
Carbondale	5	15.6%	< = 17	15	46.9%
Carterville	7	21.9%	18-20	4	12.5%
Crab Orchard	1	3.1%	21-25	10	31.3%
DuQuoin			26-30	1	3.1%
Elverado	2	6.3%	31-40	1	3.1%
Herrin	1	3.1%	41-50		
Johnston City	2	6.3%	51-60	1	3.1%
Marion	1	3.1%	61-70		
Murphysboro	4	12.5%	71-80		
West Frankfort	1	3.1%	81+		
Trico	2	6.3%	Unk		
Feeder H.S. Total	26	81.3%	Total	32	100.0%
Agape Christian			Avg	21.3	
GED			<21	19	59.4%
			>60		

Enrollments	
SM '12	12
SM '13	12
SM '14	10
SM '15	12
SM '16	16
SM '17	32



Graduates	
SM '12	34
SM '13	24
SM '14	2
SM '15	20
SM '16	16
SM '17	22



Demographics	Male						Female						Grand Total					
	Full-time		Part-time		Male Total		Full-time		Part-time		Female Total		Full-time		Part-time		Grand Total	
	#	%	#	%	#	%	#	%	#	%	#	%	#	%	#	%	#	%
Asian							1	3.1%			1	3.1%	1	3.1%			1	3.1%
American Indian / Alaskan Native							1	3.1%			1	3.1%	1	3.1%			1	3.1%
Black or African American							1	3.1%	1	3.1%	2	6.3%	1	3.1%	1	3.1%	2	6.3%
Hispanic																		
White	1	3.1%			1	3.1%	15	46.9%	11	34.4%			16	50.0%	11	34.4%	27	84.4%
Native Hawaiian or Pacific Islander																		
Unknown	1	3.1%			1	3.1%							1	3.1%			1	3.1%
Totals	2	6.3%			2	6.3%	18	56.3%	12	37.5%	4	12.5%	20	62.5%	12	37.5%	32	100.0%



Nursing Assistant

Fall 2017

CIP Code: 51.3902

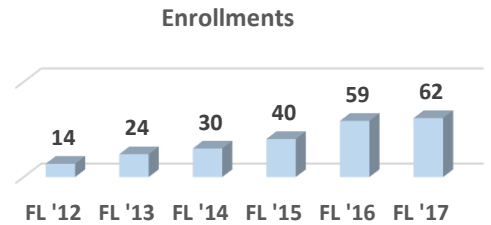
Curriculum Code: 00NAD0055

Program: ST

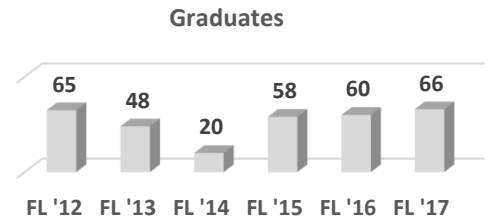
Total Enrollment:	62	100.0%	Male:	5	8.1%	FT:	13	21.0%	Avg Age:	19.9
Minority:	4	6.5%	Female:	7	11.3%	PT:	49	79.0%	Feeder Enrl:	54 87.1%

Feeder H.S. Enrollees	#	%	Age	#	%
Carbondale	4	6.5%	< = 17	45	72.6%
Carterville	7	11.3%	18-20	7	11.3%
Crab Orchard	1	1.6%	21-25	5	8.1%
DuQuoin	8	12.9%	26-30	2	3.2%
Elverado	2	3.2%	31-40		
Herrin	1	1.6%	41-50	2	3.2%
Johnston City	3	4.8%	51-60	1	1.6%
Marion	5	8.1%	61-70		
Murphysboro	9	14.5%	71-80		
West Frankfort	12	19.4%	81+		
Trico	2	3.2%	Unk		
Feeder H.S. Total	54	87.1%	Total	62	100.0%
Agape Christian			Avg	19.9	
GED	3	4.8%	<21	52	83.9%
			>60		

Enrollments	
FL '12	14
FL '13	24
FL '14	30
FL '15	40
FL '16	59
FL '17	62



Graduates	
FL '12	65
FL '13	48
FL '14	20
FL '15	58
FL '16	60
FL '17	66



Demographics	Male						Female						Grand Total					
	Full-time		Part-time		Male Total		Full-time		Part-time		Female Total		Full-time		Part-time		Grand Total	
	#	%	#	%	#	%	#	%	#	%	#	%	#	%	#	%	#	%
Asian									1	1.6%	1	1.6%			1	1.6%	1	1.6%
American Indian / Alaskan Native																		
Black or African American							1	1.6%	1	1.6%	2	3.2%	1	1.6%	1	1.6%	2	3.2%
Hispanic									1	1.6%	1	1.6%			1	1.6%	1	1.6%
White	2	3.2%	2	3.2%	4	6.5%	10	16.1%	40	64.5%			12	19.4%	42	67.7%	54	87.1%
Native Hawaiian or Pacific Islander																		
Unknown			1	1.6%	1	1.6%			3	4.8%	3	4.8%			4	6.5%	4	6.5%
Totals	2	3.2%	3	4.8%	5	8.1%	11	17.7%	46	74.2%	7	11.3%	13	21.0%	49	79.0%	62	100.0%



Nursing Assistant

CIP Code: 51.3902

Curriculum Code:

00NAD0055

Program:

ST

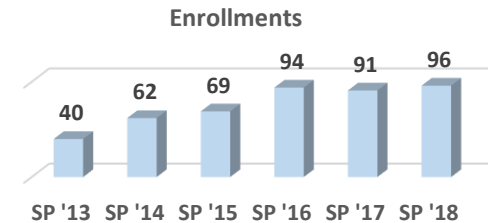
Spring 2018

Total Enrollment:	96	100.0%	Male:	8	8.3%	FT:	12	12.5%	Avg Age:	18.2
Minority:	6	6.3%	Female:	18	18.8%	PT:	84	87.5%	Feeder Enrl:	90 93.8%

Feeder H.S. Enrollees	#	%	Age	#	%
Carbondale	14	14.6%	< = 17	59	61.5%
Carterville	12	12.5%	18-20	33	34.4%
Crab Orchard	1	1.0%	21-25		
DuQuoin	9	9.4%	26-30		
Elverado	2	2.1%	31-40	2	2.1%
Herrin	12	12.5%	41-50	1	1.0%
Johnston City	9	9.4%	51-60		
Marion	13	13.5%	61-70		
Murphysboro	3	3.1%	71-80		
West Frankfort	15	15.6%	81+		
Trico			Unk	1	1.0%
Feeder H.S. Total	90	93.8%	Total	96	100.0%
Agape Christian			Avg	18.2	
GED	1	1.0%	<21	92	95.8%
			>60		

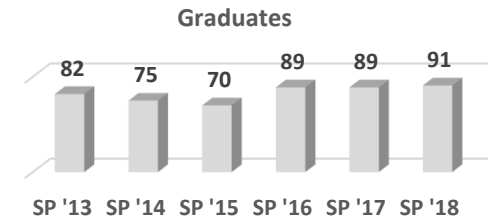
Enrollments

SP '13	40
SP '14	62
SP '15	69
SP '16	94
SP '17	91
SP '18	96



Graduates

SP '13	82
SP '14	75
SP '15	70
SP '16	89
SP '17	89
SP '18	91



Demographics	Male						Female						Grand Total					
	Full-time		Part-time		Male Total		Full-time		Part-time		Female Total		Full-time		Part-time		Grand Total	
	#	%	#	%	#	%	#	%	#	%	#	%	#	%	#	%	#	%
Asian							1	1.0%			1	1.0%	1	1.0%			1	1.0%
American Indian / Alaskan Native																		
Black or African American									4	4.2%	4	4.2%			4	4.2%	4	4.2%
Hispanic									1	1.0%	1	1.0%			1	1.0%	1	1.0%
White	1	1.0%	7	7.3%	8	8.3%	10	10.4%	60	62.5%			11	11.5%	67	69.8%	78	81.3%
Native Hawaiian or Pacific Islander																		
Unknown									12	12.5%	12	12.5%			12	12.5%	12	12.5%
Totals	1	1.0%	7	7.3%	8	8.3%	11	11.5%	77	80.2%	18	18.8%	12	12.5%	84	87.5%	96	100.0%

Short-Term Certificate

Office Supervision and Management - Office Assistant

CIP Code: **52.0401**

Curriculum Code: **00BUS0016**



Office Supervision and Management - Office Assistant

Summer 2017

CIP Code: 52.0401

Curriculum Code: 00BUS0016

Program: ST

Total Enrollment:

Male:

FT:

Avg Age:

Minority:

Female:

PT:

Feeder Enrl:

Feeder H.S. Enrollees

#

%

Carbondale	
Carterville	
Crab Orchard	
DuQuoin	
Elverado	
Herrin	
Johnston City	
Marion	
Murphysboro	
West Frankfort	
Trico	

Feeder H.S. Total

Agape Christian
GED

Age

#

%

< = 17	
18-20	
21-25	
26-30	
31-40	
41-50	
51-60	
61-70	
71-80	
81+	
Unk	

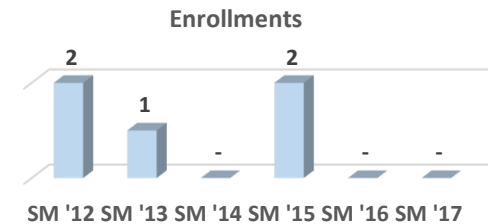
Total

Avg

<21
>60

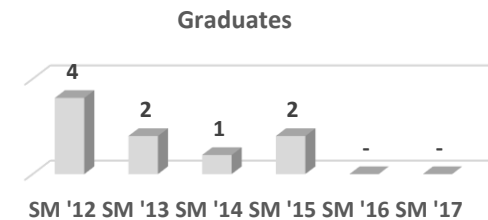
Enrollments

SM '12	2
SM '13	1
SM '14	-
SM '15	2
SM '16	-
SM '17	-



Graduates

SM '12	4
SM '13	2
SM '14	1
SM '15	2
SM '16	-
SM '17	-



Demographics	Male						Female						Grand Total					
	Full-time		Part-time		Male Total		Full-time		Part-time		Female Total		Full-time		Part-time		Grand Total	
	#	%	#	%	#	%	#	%	#	%	#	%	#	%	#	%	#	%
Asian																		
American Indian / Alaskan Native																		
Black or African American																		
Hispanic																		
White																		
Native Hawaiian or Pacific Islander																		
Unknown																		
Totals																		



Office Supervision and Management - Office Assistant

Fall 2017

CIP Code: 52.0401

Curriculum Code: 00BUS0016

Program: ST

Total Enrollment:

Male:

FT:

Avg Age:

Minority:

Female:

PT:

Feeder Enrl:

Feeder H.S. Enrollees

%

Carbondale		
Carterville		
Crab Orchard		
DuQuoin		
Elverado		
Herrin		
Johnston City		
Marion		
Murphysboro		
West Frankfort		
Trico		
Feeder H.S. Total		
Agape Christian		
GED		

Age

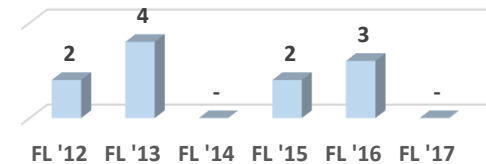
%

< = 17		
18-20		
21-25		
26-30		
31-40		
41-50		
51-60		
61-70		
71-80		
81+		
Unk		
Total		
Avg		
<21		
>60		

Enrollments

FL '12	2
FL '13	4
FL '14	-
FL '15	2
FL '16	3
FL '17	-

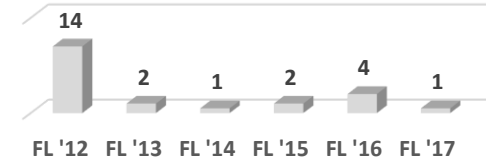
Enrollments



Graduates

FL '12	14
FL '13	2
FL '14	1
FL '15	2
FL '16	4
FL '17	1

Graduates



Demographics	Male						Female						Grand Total					
	Full-time		Part-time		Male Total		Full-time		Part-time		Female Total		Full-time		Part-time		Grand Total	
	#	%	#	%	#	%	#	%	#	%	#	%	#	%	#	%	#	%
Asian																		
American Indian / Alaskan Native																		
Black or African American																		
Hispanic																		
White																		
Native Hawaiian or Pacific Islander																		
Unknown																		
Totals																		



Office Supervision and Management - Office Assistant

Spring 2018

CIP Code: 52.0401

Curriculum Code: 00BUS0016

Program: ST

Total Enrollment:

Male:

FT:

Avg Age:

Minority:

Female:

PT:

Feeder Enrl:

Feeder H.S. Enrollees

#

%

Carbondale	
Carterville	
Crab Orchard	
DuQuoin	
Elverado	
Herrin	
Johnston City	
Marion	
Murphysboro	
West Frankfort	
Trico	

Feeder H.S. Total

Agape Christian
GED

Age

#

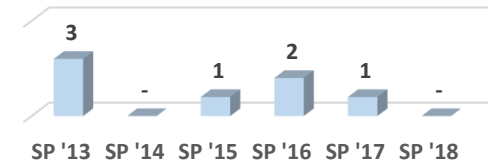
%

< = 17	
18-20	
21-25	
26-30	
31-40	
41-50	
51-60	
61-70	
71-80	
81+	
Unk	
Total	
Avg	
<21	
>60	

Enrollments

SP '13	3
SP '14	-
SP '15	1
SP '16	2
SP '17	1
SP '18	-

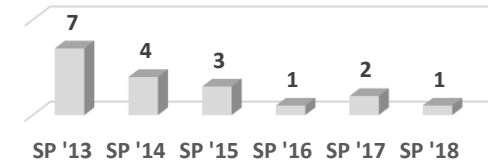
Enrollments



Graduates

SP '13	7
SP '14	4
SP '15	3
SP '16	1
SP '17	2
SP '18	1

Graduates



Demographics	Male						Female						Grand Total					
	Full-time		Part-time		Male Total		Full-time		Part-time		Female Total		Full-time		Part-time		Grand Total	
	#	%	#	%	#	%	#	%	#	%	#	%	#	%	#	%	#	%
Asian																		
American Indian / Alaskan Native																		
Black or African American																		
Hispanic																		
White																		
Native Hawaiian or Pacific Islander																		
Unknown																		
Totals																		

Short-Term Certificate

Paint & Metal Technician - Auto Collision Technology

CIP Code: *47.0603*

Curriculum Code: *AUT 0115*



Paint & Metal Technician - Auto Collision Technology

Summer 2017

CIP Code: 47.0603

Curriculum Code: AUT 0115

Program: ST

Total Enrollment:

Male:

FT:

Avg Age:

Minority:

Female:

PT:

Feeder Enrl:

Feeder H.S. Enrollees

#

%

Carbondale
Carterville
Crab Orchard
DuQuoin
Elverado
Herrin
Johnston City
Marion
Murphysboro
West Frankfort
Trico

Feeder H.S. Total

Agape Christian
GED

Age

#

%

< = 17
18-20
21-25
26-30
31-40
41-50
51-60
61-70
71-80
81+

Total


Avg

<21
>60

Enrollments

SM '12 -
SM '13 -
SM '14 -
SM '15 -
SM '16 -
SM '17 -

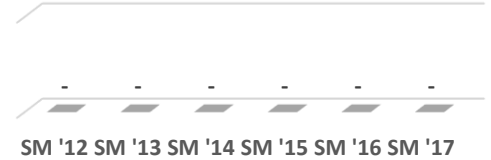
Enrollments



Graduates

SM '12 -
SM '13 -
SM '14 -
SM '15 -
SM '16 -
SM '17 -

Graduates



Demographics	Male						Female						Grand Total					
	Full-time		Part-time		Male Total		Full-time		Part-time		Female Total		Full-time		Part-time		Grand Total	
	#	%	#	%	#	%	#	%	#	%	#	%	#	%	#	%	#	%
Asian																		
American Indian / Alaskan Native																		
Black or African American																		
Hispanic																		
White																		
Native Hawaiian or Pacific Islander																		
Unknown																		
Totals																		



Paint & Metal Technician - Auto Collision Technology

Fall 2017

CIP Code: 47.0603

Curriculum Code: AUT 0115

Program: ST

Total Enrollment:

Male:

FT:

Avg Age:

Minority:

Female:

PT:

Feeder Enrl:

Feeder H.S. Enrollees

%

Carbondale		
Carterville		
Crab Orchard		
DuQuoin		
Elverado		
Herrin		
Johnston City		
Marion		
Murphysboro		
West Frankfort		
Trico		
Feeder H.S. Total		
Agape Christian		
GED		

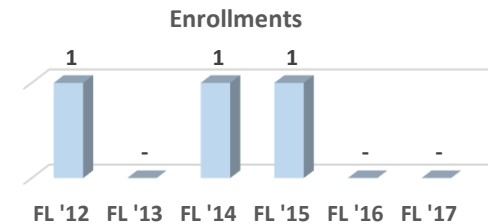
Age

%

< = 17		
18-20		
21-25		
26-30		
31-40		
41-50		
51-60		
61-70		
71-80		
81+		
Unk		
Total		
Avg		
<21		
>60		

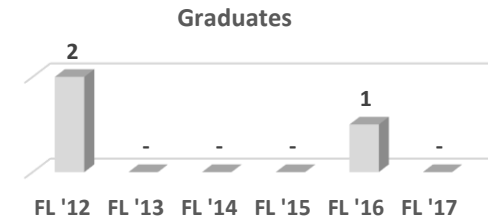
Enrollments

FL '12	1
FL '13	-
FL '14	1
FL '15	1
FL '16	-
FL '17	-



Graduates

FL '12	2
FL '13	-
FL '14	-
FL '15	-
FL '16	1
FL '17	-



Demographics	Male						Female						Grand Total					
	Full-time		Part-time		Male Total		Full-time		Part-time		Female Total		Full-time		Part-time		Grand Total	
	#	%	#	%	#	%	#	%	#	%	#	%	#	%	#	%	#	%
Asian																		
American Indian / Alaskan Native																		
Black or African American																		
Hispanic																		
White																		
Native Hawaiian or Pacific Islander																		
Unknown																		
Totals																		



Paint & Metal Technician - Auto Collision Technology

Spring 2018

CIP Code: 47.0603

Curriculum Code: AUT 0115

Program: ST

Total Enrollment:

Male:

FT:

Avg Age:

Minority:

Female:

PT:

Feeder Enrl:

Feeder H.S. Enrollees

%

Carbondale	
Carterville	
Crab Orchard	
DuQuoin	
Elverado	
Herrin	
Johnston City	
Marion	
Murphysboro	
West Frankfort	
Trico	

Feeder H.S. Total

Agape Christian
GED


Age # %

< = 17	
18-20	
21-25	
26-30	
31-40	
41-50	
51-60	
61-70	
71-80	
81+	
Unk	
Total	
Avg	
<21	
>60	

Enrollments

SP '13	12
SP '14	-
SP '15	-
SP '16	1
SP '17	-
SP '18	-

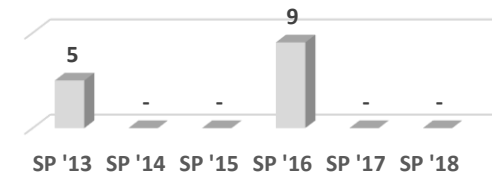
Enrollments



Graduates

SP '13	5
SP '14	-
SP '15	-
SP '16	9
SP '17	-
SP '18	-

Graduates



Demographics	Male						Female						Grand Total					
	Full-time		Part-time		Male Total		Full-time		Part-time		Female Total		Full-time		Part-time		Grand Total	
	#	%	#	%	#	%	#	%	#	%	#	%	#	%	#	%	#	%
Asian																		
American Indian / Alaskan Native																		
Black or African American																		
Hispanic																		
White																		
Native Hawaiian or Pacific Islander																		
Unknown																		
Totals																		

Short-Term Certificate

Welding Technology

CIP Code: *48.0508*

Curriculum Code: *00WEL0060*



Welding Technology

Summer 2017

CIP Code: 48.0508

Curriculum Code: 00WEL0060

Program: ST

Total Enrollment: 3 100.0%

Male: 3 100.0%

FT: 1 33.3%

Avg Age: 45.0

Minority:

Female:

PT: 2 66.7%

Feeder Enrl:

Feeder H.S. Enrollees

%

Carbondale		
Carterville		
Crab Orchard		
DuQuoin		
Elverado		
Herrin		
Johnston City		
Marion		
Murphysboro		
West Frankfort		
Trico		
Feeder H.S. Total		
Agape Christian		
GED	1	33.3%

Age

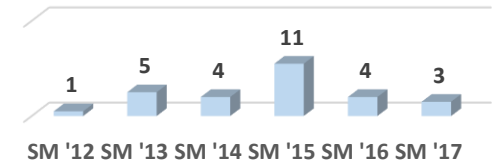
%

< = 17		
18-20		
21-25		
26-30		
31-40	2	66.7%
41-50		
51-60	1	33.3%
61-70		
71-80		
81+		
Unk		
Total	3	100.0%
Avg	45.0	
<21		
>60		

Enrollments

SM '12	1
SM '13	5
SM '14	4
SM '15	11
SM '16	4
SM '17	3


Enrollments



Graduates

SM '12	-
SM '13	-
SM '14	-
SM '15	-
SM '16	4
SM '17	-

Graduates



Demographics	Male						Female						Grand Total					
	Full-time		Part-time		Male Total		Full-time		Part-time		Female Total		Full-time		Part-time		Grand Total	
	#	%	#	%	#	%	#	%	#	%	#	%	#	%	#	%	#	%
Asian																		
American Indian / Alaskan Native																		
Black or African American																		
Hispanic																		
White	1	33.3%	2	66.7%	3	100.0%							1	33.3%	2	66.7%	3	100.0%
Native Hawaiian or Pacific Islander																		
Unknown																		
Totals	1	33.3%	2	66.7%	3	100.0%							1	33.3%	2	66.7%	3	100.0%



Welding Technology

Fall 2017

CIP Code: 48.0508

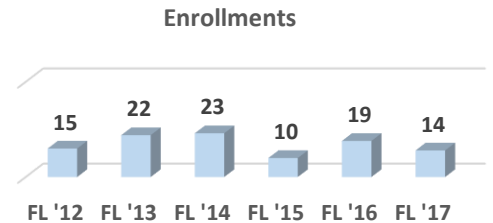
Curriculum Code: 00WEL0060

Program: ST

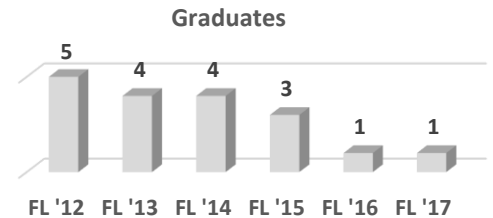
Total Enrollment:	14	100.0%	Male:	13	92.9%	FT:	11	78.6%	Avg Age:	28.5
Minority:	2	14.3%	Female:	1	7.1%	PT:	3	21.4%	Feeder Enrl:	8 57.1%

Feeder H.S. Enrollees	#	%	Age	#	%
Carbondale	2	14.3%	< = 17		
Carterville	1	7.1%	18-20	5	35.7%
Crab Orchard			21-25	3	21.4%
DuQuoin			26-30	2	14.3%
Elverado			31-40	2	14.3%
Herrin			41-50	1	7.1%
Johnston City	1	7.1%	51-60	1	7.1%
Marion	4	28.6%	61-70		
Murphysboro			71-80		
West Frankfort			81+		
Trico			Unk		
Feeder H.S. Total	8	57.1%	Total	14	100.0%
Agape Christian			Avg	28.5	
GED	2	14.3%	<21	5	35.7%
			>60		

Enrollments	
FL '12	15
FL '13	22
FL '14	23
FL '15	10
FL '16	19
FL '17	14



Graduates	
FL '12	5
FL '13	4
FL '14	4
FL '15	3
FL '16	1
FL '17	1



Demographics	Male						Female						Grand Total					
	Full-time		Part-time		Male Total		Full-time		Part-time		Female Total		Full-time		Part-time		Grand Total	
	#	%	#	%	#	%	#	%	#	%	#	%	#	%	#	%	#	%
Asian																		
American Indian / Alaskan Native																		
Black or African American	2	14.3%			2	14.3%							2	14.3%			2	14.3%
Hispanic																		
White	9	64.3%	2	14.3%	11	78.6%			1	7.1%	1	7.1%	9	64.3%	3	21.4%	12	85.7%
Native Hawaiian or Pacific Islander																		
Unknown																		
Totals	11	78.6%	2	14.3%	13	92.9%			1	7.1%	1	7.1%	11	78.6%	3	21.4%	14	100.0%



Welding Technology

Spring 2018

CIP Code: 48.0508

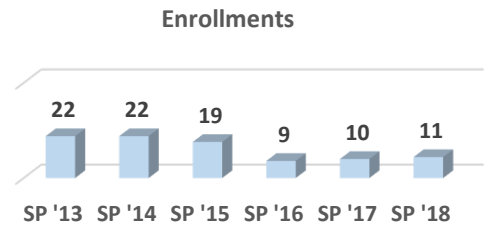
Curriculum Code: 00WEL0060

Program: ST

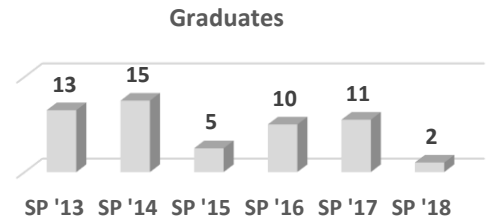
Total Enrollment:	11	100.0%	Male:	9	81.8%	FT:	7	63.6%	Avg Age:	28.2
Minority:	3	27.3%	Female:	2	18.2%	PT:	4	36.4%	Feeder Enrl:	2 18.2%

Feeder H.S. Enrollees	#	%	Age	#	%
Carbondale	1	9.1%	< = 17	1	9.1%
Carterville			18-20		
Crab Orchard			21-25	3	27.3%
DuQuoin			26-30	4	36.4%
Elverado			31-40	3	27.3%
Herrin	1	9.1%	41-50		
Johnston City			51-60		
Marion			61-70		
Murphysboro			71-80		
West Frankfort			81+		
Trico			Unk		
Feeder H.S. Total	2	18.2%	Total	11	100.0%
Agape Christian			Avg	28.2	
GED	2	18.2%	<21	1	9.1%
			>60		

Enrollments	
SP '13	22
SP '14	22
SP '15	19
SP '16	9
SP '17	10
SP '18	11



Graduates	
SP '13	13
SP '14	15
SP '15	5
SP '16	10
SP '17	11
SP '18	2



Demographics	Male						Female						Grand Total					
	Full-time		Part-time		Male Total		Full-time		Part-time		Female Total		Full-time		Part-time		Grand Total	
	#	%	#	%	#	%	#	%	#	%	#	%	#	%	#	%	#	%
Asian																		
American Indian / Alaskan Native																		
Black or African American	2	18.2%	1	9.1%	3	27.3%							2	18.2%	1	9.1%	3	27.3%
Hispanic																		
White	3	27.3%	3	27.3%	6	54.5%	2	18.2%			2	18.2%	5	45.5%	3	27.3%	8	72.7%
Native Hawaiian or Pacific Islander																		
Unknown																		
Totals	5	45.5%	4	36.4%	9	81.8%	2	18.2%			2	18.2%	7	63.6%	4	36.4%	11	100.0%