

JOHN A. LOGAN COLLEGE

FY 2017 – FY 2018

John A. Logan College - Program Data
Associate in Science



Associate in Science

Associate in Science (General)

CIP Code: *30.0101*

Curriculum Code: *000AS0087*



Associate in Science (General)

Summer 2017

CIP Code: 30.0101

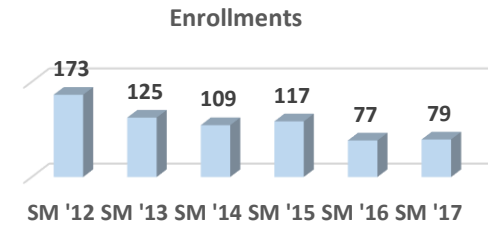
Curriculum Code: 000AS0087

Program: AS

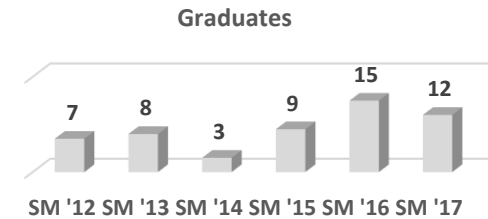
Total Enrollment:	79	100.0%	Male:	31	39.2%	FT:	40	50.6%	Avg Age:	23.9
Minority:	7	8.9%	Female:	48	60.8%	PT:	39	49.4%	Feeder Enrl:	45 57.0%

Feeder H.S. Enrollees	#	%	Age	#	%
Carbondale	1	1.3%	< = 17	1	1.3%
Carterville	9	11.4%	18-20	34	43.0%
Crab Orchard	2	2.5%	21-25	25	31.6%
DuQuoin	2	2.5%	26-30	9	11.4%
Elverado			31-40	6	7.6%
Herrin	4	5.1%	41-50	3	3.8%
Johnston City	1	1.3%	51-60	1	1.3%
Marion	9	11.4%	61-70		
Murphysboro	8	10.1%	71-80		
West Frankfort	4	5.1%	81+		
Trico	5	6.3%	Unk		
Feeder H.S. Total	45	57.0%	Total	79	100.0%
Agape Christian	4	5.1%	Avg	23.9	
GED	3	3.8%	<21	35	44.3%
			>=60		

Enrollments	
SM '12	173
SM '13	125
SM '14	109
SM '15	117
SM '16	77
SM '17	79



Graduates	
SM '12	7
SM '13	8
SM '14	3
SM '15	9
SM '16	15
SM '17	12



Demographics	Male						Female						Grand Total					
	Full-time		Part-time		Male Total		Full-time		Part-time		Female Total		Full-time		Part-time		Grand Total	
	#	%	#	%	#	%	#	%	#	%	#	%	#	%	#	%	#	%
Asian			1	1.3%	1	1.3%			1	1.3%	1	1.3%			2	2.5%	2	2.5%
American Indian / Alaskan Native																		
Black or African American	1	1.3%			1	1.3%	1	1.3%	2	2.5%	3	3.8%	2	2.5%	2	2.5%	4	5.1%
Hispanic	1	1.3%			1	1.3%							1	1.3%			1	1.3%
White	13	16.5%	15	19.0%	28	35.4%	24	30.4%	19	24.1%	43	54.4%	37	46.8%	34	43.0%	71	89.9%
Native Hawaiian or Pacific Islander																		
Unknown									1	1.3%	1	1.3%			1	1.3%	1	1.3%
Totals	15	19.0%	16	20.3%	31	39.2%	25	31.6%	23	29.1%	48	60.8%	40	50.6%	39	49.4%	79	100.0%



Associate in Science (General)

Fall 2017

CIP Code: 30.0101

Curriculum Code: 000AS0087

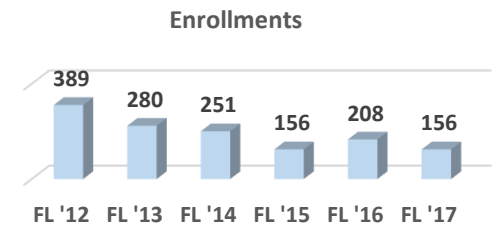
Program: AS

Total Enrollment:	156	100.0%	Male:	76	48.7%	FT:	102	65.4%	Avg Age:	22.6
Minority:	19	12.2%	Female:	80	51.3%	PT:	54	34.6%	Feeder Enrl:	92 59.0%

Feeder H.S. Enrollees			Age		
#	%		#	%	
Carbondale	17	10.9%	< = 17	1	0.6%
Carterville	13	8.3%	18-20	81	51.9%
Crab Orchard	2	1.3%	21-25	48	30.8%
DuQuoin	6	3.8%	26-30	14	9.0%
Elverado	4	2.6%	31-40	7	4.5%
Herrin	12	7.7%	41-50	5	3.2%
Johnston City	2	1.3%	51-60		
Marion	14	9.0%	61-70		
Murphysboro	8	5.1%	71-80		
West Frankfort	9	5.8%	81+		
Trico	5	3.2%	Unk		
Feeder H.S. Total	92	59.0%	Total	156	100.0%
Agape Christian	3	1.9%	Avg	22.6	
GED	7	4.5%	<21	82	52.6%
			>=60		

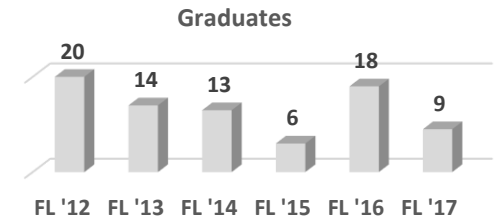
Enrollments

FL '12	389
FL '13	280
FL '14	251
FL '15	156
FL '16	208
FL '17	156



Graduates

FL '12	20
FL '13	14
FL '14	13
FL '15	6
FL '16	18
FL '17	9



Demographics	Male						Female						Grand Total					
	Full-time		Part-time		Male Total		Full-time		Part-time		Female Total		Full-time		Part-time		Grand Total	
	#	%	#	%	#	%	#	%	#	%	#	%	#	%	#	%	#	%
Asian																		
American Indian / Alaskan Native	1	0.6%			1	0.6%							1	0.6%			1	0.6%
Black or African American	5	3.2%	2	1.3%	7	4.5%	4	2.6%	2	1.3%	6	3.8%	9	5.8%	4	2.6%	13	8.3%
Hispanic	1	0.6%	2	1.3%	3	1.9%			1	0.6%	1	0.6%	1	0.6%	3	1.9%	4	2.6%
White	44	28.2%	18	11.5%	62	39.7%	41	26.3%	28	17.9%	69	44.2%	85	54.5%	46	29.5%	131	84.0%
Native Hawaiian or Pacific Islander	1	0.6%			1	0.6%							1	0.6%			1	0.6%
Unknown	1	0.6%	1	0.6%	2	1.3%	4	2.6%			4	2.6%	5	3.2%	1	0.6%	6	3.8%
Totals	53	34.0%	23	14.7%	76	48.7%	49	31.4%	31	19.9%	80	51.3%	102	65.4%	54	34.6%	156	100.0%



Associate in Science (General)

Spring 2018

CIP Code: 30.0101

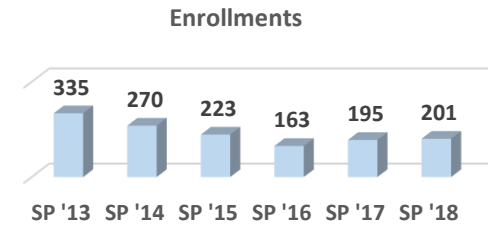
Curriculum Code: 000AS0087

Program: AS

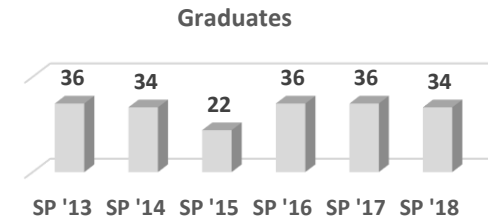
Total Enrollment:	201	100.0%	Male:	110	54.7%	FT:	134	66.7%	Avg Age:	22.6
Minority:	23	11.4%	Female:	91	45.3%	PT:	67	33.3%	Feeder Enrl:	125 62.2%

Feeder H.S. Enrollees			Age		
#	%		#	%	
Carbondale	18	9.0%	< = 17	2	1.0%
Carterville	17	8.5%	18-20	106	52.7%
Crab Orchard	5	2.5%	21-25	55	27.4%
DuQuoin	6	3.0%	26-30	18	9.0%
Elverado	4	2.0%	31-40	12	6.0%
Herrin	26	12.9%	41-50	5	2.5%
Johnston City	3	1.5%	51-60		
Marion	16	8.0%	61-70	1	0.5%
Murphysboro	11	5.5%	71-80		
West Frankfort	11	5.5%	81+		
Trico	8	4.0%	Unk	2	1.0%
Feeder H.S. Total	125	62.2%	Total	201	100.0%
Agape Christian	2	1.0%	Avg	22.6	
GED	8	4.0%	<21	108	53.7%
			>=60	1	0.5%

Enrollments	
SP '13	335
SP '14	270
SP '15	223
SP '16	163
SP '17	195
SP '18	201



Graduates	
SP '13	36
SP '14	34
SP '15	22
SP '16	36
SP '17	36
SP '18	34



Demographics	Male						Female						Grand Total					
	Full-time		Part-time		Male Total		Full-time		Part-time		Female Total		Full-time		Part-time		Grand Total	
	#	%	#	%	#	%	#	%	#	%	#	%	#	%	#	%	#	%
Asian			1	0.5%	1	0.5%									1	0.5%	1	0.5%
American Indian / Alaskan Native																		
Black or African American	5	2.5%	5	2.5%	10	5.0%	4	2.0%	1	0.5%	5	2.5%	9	4.5%	6	3.0%	15	7.5%
Hispanic	1	0.5%	3	1.5%	4	2.0%	1	0.5%			1	0.5%	2	1.0%	3	1.5%	5	2.5%
White	59	29.4%	29	14.4%	88	43.8%	55	27.4%	26	12.9%	81	40.3%	114	56.7%	55	27.4%	169	84.1%
Native Hawaiian or Pacific Islander	2	1.0%			2	1.0%							2	1.0%			2	1.0%
Unknown	3	1.5%	2	1.0%	5	2.5%	4	2.0%			4	2.0%	7	3.5%	2	1.0%	9	4.5%
Totals	70	34.8%	40	19.9%	110	54.7%	64	31.8%	27	13.4%	91	45.3%	134	66.7%	67	33.3%	201	100.0%

Associate in Science

Biological Science

CIP Code: *26.0101*

Curriculum Code: *000AS0087*



Biological Science

CIP Code: 26.0101

Curriculum Code:

000AS0087

Program:

AS

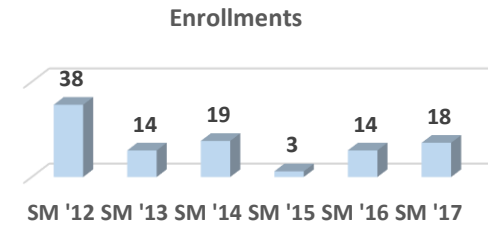
Summer 2017

Total Enrollment:	18	100.0%	Male:	8	44.4%	FT:	8	44.4%	Avg Age:	22.5
Minority:	4	22.2%	Female:	10	55.6%	PT:	10	55.6%	Feeder Enrl:	8 44.4%

Feeder H.S. Enrollees	#	%	Age	#	%
Carbondale	3	16.7%	< = 17		
Carterville			18-20	9	50.0%
Crab Orchard			21-25	5	27.8%
DuQuoin			26-30	4	22.2%
Elverado			31-40		
Herrin	1	5.6%	41-50		
Johnston City			51-60		
Marion	3	16.7%	61-70		
Murphysboro	1	5.6%	71-80		
West Frankfort			81+		
Trico			Unk		
Feeder H.S. Total	8	44.4%	Total	18	100.0%
Agape Christian			Avg	22.5	
GED			<21	9	50.0%
			>60		

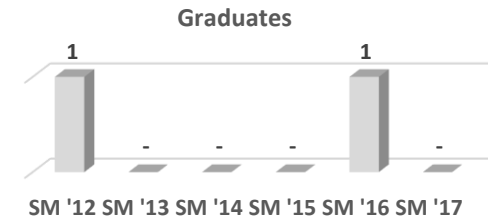
Enrollments

SM '12	38
SM '13	14
SM '14	19
SM '15	3
SM '16	14
SM '17	18



Graduates

SM '12	1
SM '13	-
SM '14	-
SM '15	-
SM '16	1
SM '17	-



Demographics	Male						Female						Grand Total					
	Full-time		Part-time		Male Total		Full-time		Part-time		Female Total		Full-time		Part-time		Grand Total	
	#	%	#	%	#	%	#	%	#	%	#	%	#	%	#	%	#	%
Asian									1	5.6%	1	5.6%			1	5.6%	1	5.6%
American Indian / Alaskan Native																		
Black or African American							2	11.1%	1	5.6%	3	16.7%	2	11.1%	1	5.6%	3	16.7%
Hispanic																		
White	4	22.2%	4	22.2%	8	44.4%	2	11.1%	4	22.2%	6	33.3%	6	33.3%	8	44.4%	14	77.8%
Native Hawaiian or Pacific Islander																		
Unknown																		
Totals	4	22.2%	4	22.2%	8	44.4%	4	22.2%	6	33.3%	10	55.6%	8	44.4%	10	55.6%	18	100.0%



Biological Science

CIP Code: 26.0101

Curriculum Code:

000AS0087

Program:

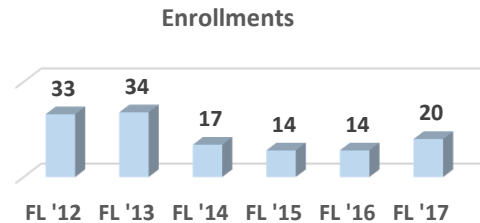
AS

Fall 2017

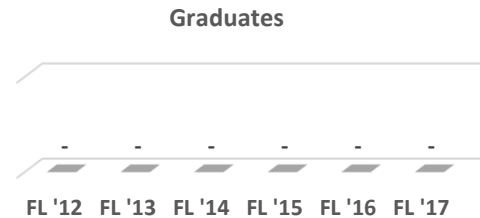
Total Enrollment:	20	100.0%	Male:	9	45.0%	FT:	13	65.0%	Avg Age:	22.3
Minority:	2	10.0%	Female:	11	55.0%	PT:	7	35.0%	Feeder Enrl:	12 60.0%

Feeder H.S. Enrollees	#	%	Age	#	%
Carbondale	2	10.0%	< = 17		
Carterville			18-20	12	60.0%
Crab Orchard	1	5.0%	21-25	5	25.0%
DuQuoin			26-30	2	10.0%
Elverado	1	5.0%	31-40		
Herrin	2	10.0%	41-50	1	5.0%
Johnston City	1	5.0%	51-60		
Marion	4	20.0%	61-70		
Murphysboro	1	5.0%	71-80		
West Frankfort			81+		
Trico			Unk		
Feeder H.S. Total	12	60.0%	Total	20	100.0%
Agape Christian			Avg	22.3	
GED			<21	12	60.0%
			>60		

Enrollments	
FL '12	33
FL '13	34
FL '14	17
FL '15	14
FL '16	14
FL '17	20



Graduates	
FL '12	-
FL '13	-
FL '14	-
FL '15	-
FL '16	-
FL '17	-



Demographics	Male						Female						Grand Total					
	Full-time		Part-time		Male Total		Full-time		Part-time		Female Total		Full-time		Part-time		Grand Total	
	#	%	#	%	#	%	#	%	#	%	#	%	#	%	#	%	#	%
Asian																		
American Indian / Alaskan Native	1	5.0%			1	5.0%							1	5.0%			1	5.0%
Black or African American																		
Hispanic							1	5.0%			1	5.0%	1	5.0%			1	5.0%
White	6	30.0%	2	10.0%	8	40.0%	4	20.0%	5	25.0%	9	45.0%	10	50.0%	7	35.0%	17	85.0%
Native Hawaiian or Pacific Islander																		
Unknown							1	5.0%			1	5.0%	1	5.0%			1	5.0%
Totals	7	35.0%	2	10.0%	9	45.0%	6	30.0%	5	25.0%	11	55.0%	13	65.0%	7	35.0%	20	100.0%



Biological Science

CIP Code: 26.0101

Curriculum Code:

000AS0087

Program:

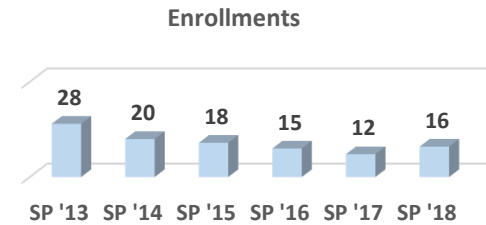
AS

Spring 2018

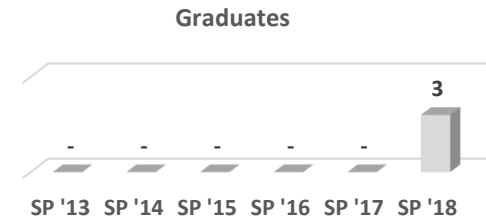
Total Enrollment:	16	100.0%	Male:	6	37.5%	FT:	11	68.8%	Avg Age:	23.0
Minority:	1	6.3%	Female:	10	62.5%	PT:	5	31.3%	Feeder Enrl:	8 50.0%

Feeder H.S. Enrollees	#	%	Age	#	%
Carbondale	1	6.3%	< = 17	1	6.3%
Carterville			18-20	8	50.0%
Crab Orchard	1	6.3%	21-25	4	25.0%
DuQuoin	1	6.3%	26-30	2	12.5%
Elverado	1	6.3%	31-40		
Herrin	2	12.5%	41-50	1	6.3%
Johnston City			51-60		
Marion	1	6.3%	61-70		
Murphysboro			71-80		
West Frankfort	1	6.3%	81+		
Trico			Unk		
Feeder H.S. Total	8	50.0%	Total	16	100.0%
Agape Christian	1	6.3%	Avg	23.0	
GED			<21	9	56.3%
			>60		

Enrollments	
SP '13	28
SP '14	20
SP '15	18
SP '16	15
SP '17	12
SP '18	16



Graduates	
SP '13	-
SP '14	-
SP '15	-
SP '16	-
SP '17	-
SP '18	3



Demographics	Male						Female						Grand Total					
	Full-time		Part-time		Male Total		Full-time		Part-time		Female Total		Full-time		Part-time		Grand Total	
	#	%	#	%	#	%	#	%	#	%	#	%	#	%	#	%	#	%
Asian							1	6.3%			1	6.3%	1	6.3%			1	6.3%
American Indian / Alaskan Native																		
Black or African American																		
Hispanic																		
White	4	25.0%			4	25.0%	5	31.3%	3	18.8%	8	50.0%	9	56.3%	3	18.8%	12	75.0%
Native Hawaiian or Pacific Islander																		
Unknown			2	12.5%	2	12.5%	1	6.3%			1	6.3%	1	6.3%	2	12.5%	3	18.8%
Totals	4	25.0%	2	12.5%	6	37.5%	7	43.8%	3	18.8%	10	62.5%	11	68.8%	5	31.3%	16	100.0%

Associate in Science

Chemistry

CIP Code: *40.0501*

Curriculum Code: *000AS0087*



Chemistry

CIP Code: 40.0501

Curriculum Code: 000AS0087

Program: AS

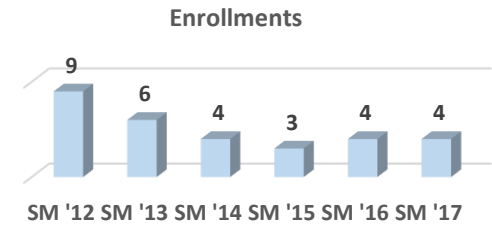
Summer 2017

Total Enrollment:	4	100.0%	Male:	4	100.0%	FT:	1	25.0%	Avg Age:	24.2
Minority:			Female:			PT:	3	75.0%	Feeder Enrl:	2 50.0%

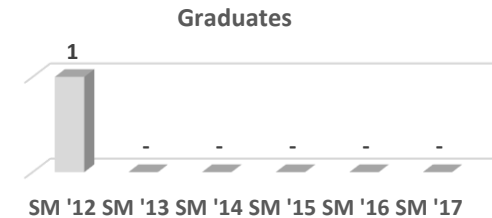
Feeder H.S. Enrollees	#	%
Carbondale	1	25.0%
Carterville		
Crab Orchard		
DuQuoin		
Elverado		
Herrin		
Johnston City		
Marion		
Murphysboro		
West Frankfort		
Trico	1	25.0%
Feeder H.S. Total	2	50.0%
Agape Christian		
GED		

Age	#	%
< = 17		
18-20	2	50.0%
21-25		
26-30	2	50.0%
31-40		
41-50		
51-60		
61-70		
71-80		
81+		
Unk		
Total	4	100.0%
Avg	24.2	
<21	2	50.0%
>60		

Enrollments	
SM '12	9
SM '13	6
SM '14	4
SM '15	3
SM '16	4
SM '17	4



Graduates	
SM '12	1
SM '13	-
SM '14	-
SM '15	-
SM '16	-
SM '17	-



Demographics	Male						Female						Grand Total					
	Full-time		Part-time		Male Total		Full-time		Part-time		Female Total		Full-time		Part-time		Grand Total	
	#	%	#	%	#	%	#	%	#	%	#	%	#	%	#	%	#	%
Asian																		
American Indian / Alaskan Native																		
Black or African American																		
Hispanic																		
White	1	25.0%	3	75.0%	4	100.0%							1	25.0%	3	75.0%	4	100.0%
Native Hawaiian or Pacific Islander																		
Unknown																		
Totals	1	25.0%	3	75.0%	4	100.0%							1	25.0%	3	75.0%	4	100.0%



Chemistry

CIP Code: 40.0501

Curriculum Code: 000AS0087

Program: AS

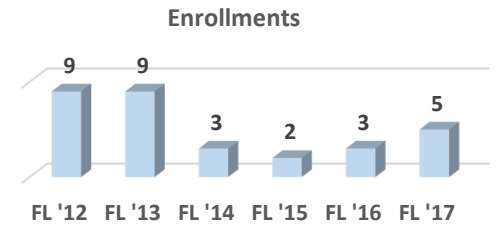
Fall 2017

Total Enrollment:	5	100.0%	Male:	5	100.0%	FT:	5	100.0%	Avg Age:	21.4
Minority:	1	20.0%	Female:			PT:			Feeder Enrl:	4 80.0%

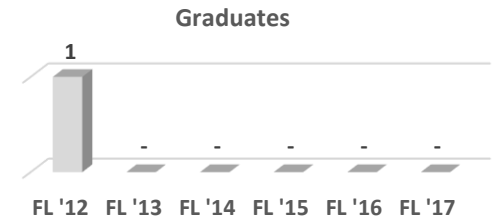
Feeder H.S. Enrollees	#	%
Carbondale		
Carterville		
Crab Orchard		
DuQuoin		
Elverado		
Herrin	1	20.0%
Johnston City		
Marion		
Murphysboro	1	20.0%
West Frankfort	1	20.0%
Trico	1	20.0%
Feeder H.S. Total	4	80.0%
Agape Christian		
GED		

Age	#	%
< = 17		
18-20	4	80.0%
21-25		
26-30	1	20.0%
31-40		
41-50		
51-60		
61-70		
71-80		
81+		
Unk		
Total	5	100.0%
Avg	21.4	
<21	4	80.0%
>60		

Enrollments	
FL '12	9
FL '13	9
FL '14	3
FL '15	2
FL '16	3
FL '17	5



Graduates	
FL '12	1
FL '13	-
FL '14	-
FL '15	-
FL '16	-
FL '17	-



Demographics	Male						Female						Grand Total					
	Full-time		Part-time		Male Total		Full-time		Part-time		Female Total		Full-time		Part-time		Grand Total	
	#	%	#	%	#	%	#	%	#	%	#	%	#	%	#	%	#	%
Asian																		
American Indian / Alaskan Native																		
Black or African American	1	20.0%			1	20.0%							1	20.0%			1	20.0%
Hispanic																		
White	4	80.0%			4	80.0%							4	80.0%			4	80.0%
Native Hawaiian or Pacific Islander																		
Unknown																		
Totals	5	100.0%			5	100.0%							5	100.0%			5	100.0%



Chemistry

Spring 2018

CIP Code: 40.0501

Curriculum Code: 000AS0087

Program: AS

Total Enrollment: 2 100.0%
Minority: 1 50.0%

Male: 2 100.0%
Female: 2 100.0%

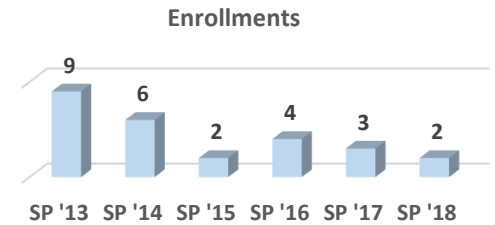
FT: 1 50.0%
PT: 1 50.0%

Avg Age: 19.9
Feeder Enrl: 2 100.0%

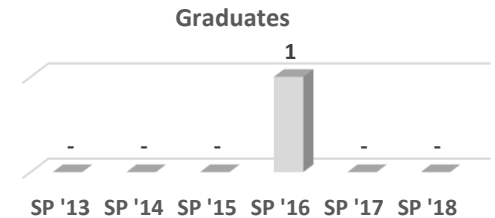
Feeder H.S. Enrollees	#	%
Carbondale		
Carterville		
Crab Orchard		
DuQuoin		
Elverado		
Herrin	1	50.0%
Johnston City		
Marion		
Murphysboro	1	50.0%
West Frankfort		
Trico		
Feeder H.S. Total	2	100.0%
Agape Christian		
GED		

Age	#	%
< = 17		
18-20	2	100.0%
21-25		
26-30		
31-40		
41-50		
51-60		
61-70		
71-80		
81+		
Unk		
Total	2	100.0%
Avg	19.9	
<21	2	100.0%
>60		

Enrollments	
SP '13	9
SP '14	6
SP '15	2
SP '16	4
SP '17	3
SP '18	2



Graduates	
SP '13	-
SP '14	-
SP '15	-
SP '16	1
SP '17	-
SP '18	-



Demographics	Male						Female						Grand Total					
	Full-time		Part-time		Male Total		Full-time		Part-time		Female Total		Full-time		Part-time		Grand Total	
	#	%	#	%	#	%	#	%	#	%	#	%	#	%	#	%	#	%
Asian																		
American Indian / Alaskan Native																		
Black or African American			1	50.0%	1	50.0%									1	50.0%	1	50.0%
Hispanic																		
White	1	50.0%			1	50.0%							1	50.0%			1	50.0%
Native Hawaiian or Pacific Islander																		
Unknown																		
Totals	1	50.0%	1	50.0%	2	100.0%							1	50.0%	1	50.0%	2	100.0%

Associate in Science

Computer Science

CIP Code: *11.0701*

Curriculum Code: *000AS0087*



Computer Science

CIP Code: 11.0701

Curriculum Code:

000AS0087

Program:

AS

Summer 2017

Total Enrollment:	13	100.0%	Male:	12	92.3%	FT:	11	84.6%	Avg Age:	23.6
Minority:	3	23.1%	Female:	1	7.7%	PT:	2	15.4%	Feeder Enrl:	6 46.2%

Feeder H.S. Enrollees

#	%
Carbondale	1 7.7%
Cartersville	2 15.4%
Crab Orchard	
DuQuoin	1 7.7%
Elverado	
Herrin	1 7.7%
Johnston City	
Marion	
Murphysboro	1 7.7%
West Frankfort	
Trico	
Feeder H.S. Total	6 46.2%
Agape Christian	
GED	1 7.7%

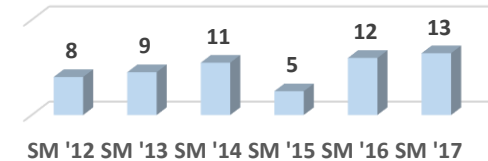
Age

#	%
< = 17	1 7.7%
18-20	2 15.4%
21-25	6 46.2%
26-30	3 23.1%
31-40	1 7.7%
41-50	
51-60	
61-70	
71-80	
81+	
Unk	
Total	13 100.0%
Avg	23.6
<21	3 23.1%
>60	

Enrollments

SM '12	8
SM '13	9
SM '14	11
SM '15	5
SM '16	12
SM '17	13

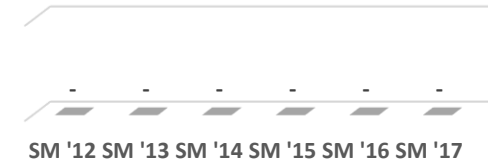
Enrollments



Graduates

SM '12	-
SM '13	-
SM '14	-
SM '15	-
SM '16	-
SM '17	-

Graduates



Demographics	Male						Female						Grand Total					
	Full-time		Part-time		Male Total		Full-time		Part-time		Female Total		Full-time		Part-time		Grand Total	
	#	%	#	%	#	%	#	%	#	%	#	%	#	%	#	%	#	%
Asian	1	7.7%			1	7.7%							1	7.7%			1	7.7%
American Indian / Alaskan Native																		
Black or African American	2	15.4%			2	15.4%							2	15.4%			2	15.4%
Hispanic																		
White	7	53.8%	2	15.4%	9	69.2%	1	7.7%			1	7.7%	8	61.5%	2	15.4%	10	76.9%
Native Hawaiian or Pacific Islander																		
Unknown																		
Totals	10	76.9%	2	15.4%	12	92.3%	1	7.7%			1	7.7%	11	84.6%	2	15.4%	13	100.0%



Computer Science

Fall 2017

CIP Code: 11.0701

Curriculum Code: 000AS0087

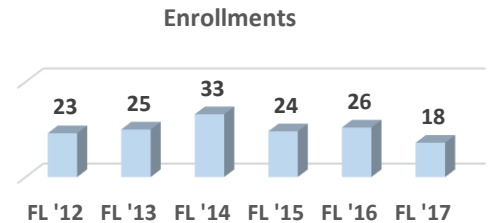
Program: AS

Total Enrollment:	18	100.0%	Male:	16	88.9%	FT:	13	72.2%	Avg Age:	21.7
Minority:	1	5.6%	Female:	2	11.1%	PT:	5	27.8%	Feeder Enrl:	11 61.1%

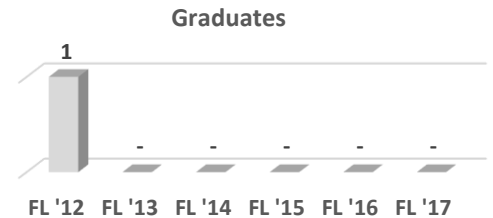
Feeder H.S. Enrollees	#	%
Carbondale	2	11.1%
Carterville	2	11.1%
Crab Orchard		
DuQuoin	2	11.1%
Elverado		
Herrin	3	16.7%
Johnston City		
Marion	1	5.6%
Murphysboro	1	5.6%
West Frankfort		
Trico		
Feeder H.S. Total	11	61.1%
Agape Christian		
GED		

Age	#	%
< = 17	1	5.6%
18-20	11	61.1%
21-25	3	16.7%
26-30	2	11.1%
31-40	1	5.6%
41-50		
51-60		
61-70		
71-80		
81+		
Unk		
Total	18	100.0%
Avg	21.7	
<21	12	66.7%
>60		

Enrollments	
FL '12	23
FL '13	25
FL '14	33
FL '15	24
FL '16	26
FL '17	18



Graduates	
FL '12	1
FL '13	-
FL '14	-
FL '15	-
FL '16	-
FL '17	-



Demographics	Male						Female						Grand Total					
	Full-time		Part-time		Male Total		Full-time		Part-time		Female Total		Full-time		Part-time		Grand Total	
	#	%	#	%	#	%	#	%	#	%	#	%	#	%	#	%	#	%
Asian																		
American Indian / Alaskan Native																		
Black or African American																		
Hispanic	1	5.6%			1	5.6%							1	5.6%			1	5.6%
White	10	55.6%	5	27.8%	15	83.3%	2	11.1%			2	11.1%	12	66.7%	5	27.8%	17	94.4%
Native Hawaiian or Pacific Islander																		
Unknown																		
Totals	11	61.1%	5	27.8%	16	88.9%	2	11.1%			2	11.1%	13	72.2%	5	27.8%	18	100.0%



Computer Science

CIP Code: 11.0701

Curriculum Code:

000AS0087

Program:

AS

Spring 2018

Total Enrollment:

Male:

FT:

Avg Age:

Minority:

Female:

PT:

Feeder Enrl:

Feeder H.S. Enrollees

#

%

Carbondale
Carterville
Crab Orchard
DuQuoin
Elverado
Herrin
Johnston City
Marion
Murphysboro
West Frankfort
Trico

Feeder H.S. Total

Agape Christian
GED

Age

#

%

< = 17
18-20
21-25
26-30
31-40
41-50
51-60
61-70
71-80
81+
Unk

Total

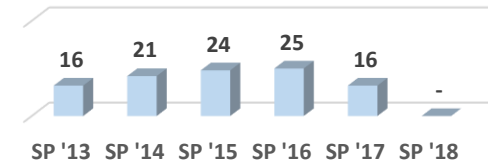
Avg

<21
>60

Enrollments

SP '13 16
SP '14 21
SP '15 24
SP '16 25
SP '17 16
SP '18 -

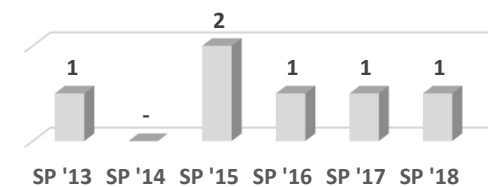
Enrollments



Graduates

SP '13 1
SP '14 -
SP '15 2
SP '16 1
SP '17 1
SP '18 1

Graduates



Demographics	Male						Female						Grand Total					
	Full-time		Part-time		Male Total		Full-time		Part-time		Female Total		Full-time		Part-time		Grand Total	
	#	%	#	%	#	%	#	%	#	%	#	%	#	%	#	%	#	%
Asian																		
American Indian / Alaskan Native																		
Black or African American																		
Hispanic																		
White																		
Native Hawaiian or Pacific Islander																		
Unknown																		
Totals																		

Associate in Science

Engineering Technology

CIP Code: *15.0303*

Curriculum Code: *000AS0087*



Engineering Technology

Summer 2017

CIP Code: 15.0303

Curriculum Code:

000AS0087

Program:

AS

Total Enrollment: 3 100.0%
Minority: 1 33.3%

Male: 3 100.0%
Female: 3 100.0%

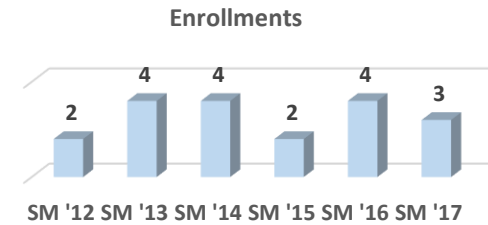
FT:
PT: 3 100.0%

Avg Age: 20.6
Feeder Enrl: 1 33.3%

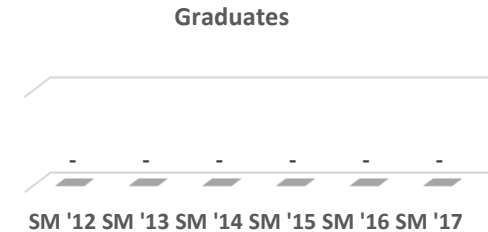
Feeder H.S. Enrollees	#	%
Carbondale		
Carterville		
Crab Orchard		
DuQuoin		
Elverado		
Herrin		
Johnston City		
Marion	1	33.3%
Murphysboro		
West Frankfort		
Trico		
Feeder H.S. Total	1	33.3%
Agape Christian		
GED		

Age	#	%
< = 17		
18-20	1	33.3%
21-25	2	66.7%
26-30		
31-40		
41-50		
51-60		
61-70		
71-80		
81+		
Unk		
Total	3	100.0%
Avg	20.6	
<21	1	33.3%
>60		

Enrollments	
SM '12	2
SM '13	4
SM '14	4
SM '15	2
SM '16	4
SM '17	3



Graduates	
SM '12	-
SM '13	-
SM '14	-
SM '15	-
SM '16	-
SM '17	-



Demographics	Male						Female						Grand Total					
	Full-time		Part-time		Male Total		Full-time		Part-time		Female Total		Full-time		Part-time		Grand Total	
	#	%	#	%	#	%	#	%	#	%	#	%	#	%	#	%	#	%
Asian			1	33.3%	1	33.3%									1	33.3%	1	33.3%
American Indian / Alaskan Native																		
Black or African American																		
Hispanic																		
White			2	66.7%	2	66.7%									2	66.7%	2	66.7%
Native Hawaiian or Pacific Islander																		
Unknown																		
Totals			3	100.0%	3	100.0%									3	100.0%	3	100.0%



Engineering Technology

Fall 2017

CIP Code: 15.0303

Curriculum Code:

000AS0087

Program:

AS

Total Enrollment: 10 100.0%
Minority: 3 30.0%

Male: 10 100.0%
Female: 0 0.0%

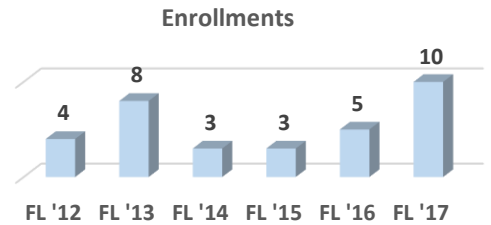
FT: 5 50.0%
PT: 5 50.0%

Avg Age: 19.7
Feeder Enrl: 5 50.0%

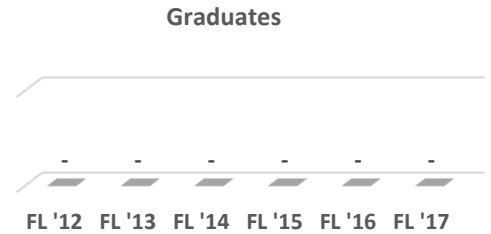
Feeder H.S. Enrollees	#	%
Carbondale		
Carterville		
Crab Orchard		
DuQuoin		
Elverado		
Herrin		
Johnston City		
Marion	2	20.0%
Murphysboro		
West Frankfort	2	20.0%
Trico	1	10.0%
Feeder H.S. Total	5	50.0%
Agape Christian	1	10.0%
GED	1	10.0%

Age	#	%
<= 17		
18-20	7	70.0%
21-25	3	30.0%
26-30		
31-40		
41-50		
51-60		
61-70		
71-80		
81+		
Unk		
Total	10	100.0%
Avg	19.7	
<21	7	70.0%
>60		

Enrollments	
FL '12	4
FL '13	8
FL '14	3
FL '15	3
FL '16	5
FL '17	10



Graduates	
FL '12	-
FL '13	-
FL '14	-
FL '15	-
FL '16	-
FL '17	-



Demographics	Male						Female						Grand Total					
	Full-time		Part-time		Male Total		Full-time		Part-time		Female Total		Full-time		Part-time		Grand Total	
	#	%	#	%	#	%	#	%	#	%	#	%	#	%	#	%	#	%
Asian			1	10.0%	1	10.0%									1	10.0%	1	10.0%
American Indian / Alaskan Native																		
Black or African American	1	10.0%	1	10.0%	2	20.0%							1	10.0%	1	10.0%	2	20.0%
Hispanic																		
White	4	40.0%	3	30.0%	7	70.0%							4	40.0%	3	30.0%	7	70.0%
Native Hawaiian or Pacific Islander																		
Unknown																		
Totals	5	50.0%	5	50.0%	10	100.0%							5	50.0%	5	50.0%	10	100.0%



Engineering Technology

Spring 2018

CIP Code: 15.0303

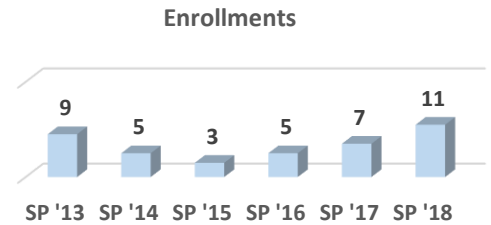
Curriculum Code: 000AS0087

Program: AS

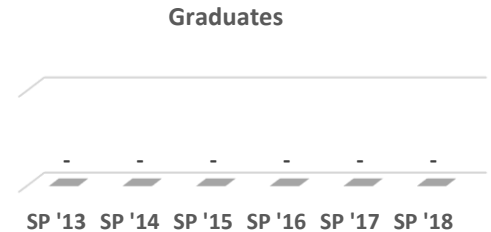
Total Enrollment:	11	100.0%	Male:	10	90.9%	FT:	5	45.5%	Avg Age:	21.1
Minority:	6	54.5%	Female:	1	9.1%	PT:	6	54.5%	Feeder Enrl:	5 45.5%

Feeder H.S. Enrollees	#	%	Age	#	%
Carbondale			< = 17	1	9.1%
Carterville			18-20	6	54.5%
Crab Orchard			21-25	3	27.3%
DuQuoin			26-30	1	9.1%
Elverado			31-40		
Herrin	1	9.1%	41-50		
Johnston City	1	9.1%	51-60		
Marion	1	9.1%	61-70		
Murphysboro	1	9.1%	71-80		
West Frankfort	1	9.1%	81+		
Trico			Unk		
Feeder H.S. Total	5	45.5%	Total	11	100.0%
Agape Christian			Avg	21.1	
GED	1	9.1%	<21	7	63.6%
			>60		

Enrollments	
SP '13	9
SP '14	5
SP '15	3
SP '16	5
SP '17	7
SP '18	11



Graduates	
SP '13	-
SP '14	-
SP '15	-
SP '16	-
SP '17	-
SP '18	-



Demographics	Male						Female						Grand Total					
	Full-time		Part-time		Male Total		Full-time		Part-time		Female Total		Full-time		Part-time		Grand Total	
	#	%	#	%	#	%	#	%	#	%	#	%	#	%	#	%	#	%
Asian			1	9.1%	1	9.1%			1	9.1%	1	9.1%			2	18.2%	2	18.2%
American Indian / Alaskan Native																		
Black or African American	3	27.3%	1	9.1%	4	36.4%							3	27.3%	1	9.1%	4	36.4%
Hispanic																		
White	2	18.2%	3	27.3%	5	45.5%							2	18.2%	3	27.3%	5	45.5%
Native Hawaiian or Pacific Islander																		
Unknown																		
Totals	5	45.5%	5	45.5%	10	90.9%			1	9.1%	1	9.1%	5	45.5%	6	54.5%	11	100.0%

Associate in Science

Mathematics

CIP Code: *27.0101*

Curriculum Code: *000AS0087*



Mathematics

Summer 2017

CIP Code: 27.0101

Curriculum Code: 000AS0087

Program: AS

Total Enrollment: 7 100.0%

Male: 3 42.9%

FT: 1 14.3%

Avg Age: 26.0

Minority:

Female: 4 57.1%

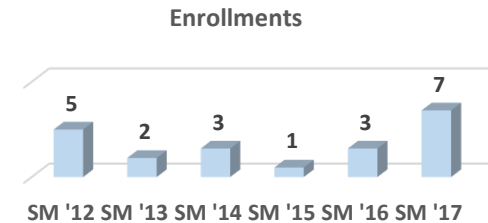
PT: 6 85.7%

Feeder Enrl: 3 42.9%

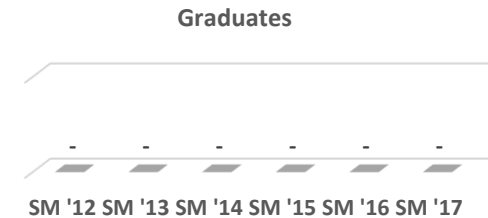
Feeder H.S. Enrollees	#	%
Carbondale		
Carterville		
Crab Orchard		
DuQuoin		
Elverado	1	14.3%
Herrin	1	14.3%
Johnston City		
Marion		
Murphysboro	1	14.3%
West Frankfort		
Trico		
Feeder H.S. Total	3	42.9%
Agape Christian		
GED		

Age	#	%
< = 17	1	14.3%
18-20	2	28.6%
21-25	2	28.6%
26-30	1	14.3%
31-40		
41-50		
51-60	1	14.3%
61-70		
71-80		
81+		
Unk		
Total	7	100.0%
Avg	26.0	
<21	3	42.9%
>60		

Enrollments	
SM '12	5
SM '13	2
SM '14	3
SM '15	1
SM '16	3
SM '17	7



Graduates	
SM '12	-
SM '13	-
SM '14	-
SM '15	-
SM '16	-
SM '17	-



Demographics	Male						Female						Grand Total					
	Full-time		Part-time		Male Total		Full-time		Part-time		Female Total		Full-time		Part-time		Grand Total	
	#	%	#	%	#	%	#	%	#	%	#	%	#	%	#	%	#	%
Asian																		
American Indian / Alaskan Native																		
Black or African American																		
Hispanic																		
White			3	42.9%	3	42.9%	1	14.3%	3	42.9%	4	57.1%	1	14.3%	6	85.7%	7	100.0%
Native Hawaiian or Pacific Islander																		
Unknown																		
Totals			3	42.9%	3	42.9%	1	14.3%	3	42.9%	4	57.1%	1	14.3%	6	85.7%	7	100.0%



Mathematics

Fall 2017

CIP Code: 27.0101

Curriculum Code: 000AS0087

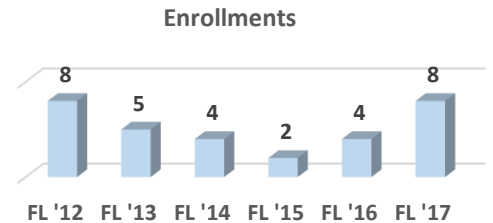
Program: AS

Total Enrollment:	8	100.0%	Male:	4	50.0%	FT:	4	50.0%	Avg Age:	28.6
Minority:	1	12.5%	Female:	4	50.0%	PT:	4	50.0%	Feeder Enrl:	3 37.5%

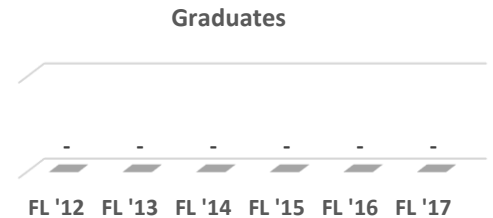
Feeder H.S. Enrollees	#	%
Carbondale	1	12.5%
Carterville		
Crab Orchard		
DuQuoin		
Elverado	1	12.5%
Herrin		
Johnston City		
Marion		
Murphysboro		
West Frankfort	1	12.5%
Trico		
Feeder H.S. Total	3	37.5%
Agape Christian		
GED		

Age	#	%
< = 17		
18-20	4	50.0%
21-25	1	12.5%
26-30	1	12.5%
31-40		
41-50	1	12.5%
51-60	1	12.5%
61-70		
71-80		
81+		
Unk		
Total	8	100.0%
Avg	28.6	
<21	4	50.0%
>60		

Enrollments	
FL '12	8
FL '13	5
FL '14	4
FL '15	2
FL '16	4
FL '17	8



Graduates	
FL '12	-
FL '13	-
FL '14	-
FL '15	-
FL '16	-
FL '17	-



Demographics	Male						Female						Grand Total					
	Full-time		Part-time		Male Total		Full-time		Part-time		Female Total		Full-time		Part-time		Grand Total	
	#	%	#	%	#	%	#	%	#	%	#	%	#	%	#	%	#	%
Asian																		
American Indian / Alaskan Native																		
Black or African American			1	12.5%	1	12.5%									1	12.5%	1	12.5%
Hispanic																		
White	2	25.0%	1	12.5%	3	37.5%	2	25.0%	2	25.0%	4	50.0%	4	50.0%	3	37.5%	7	87.5%
Native Hawaiian or Pacific Islander																		
Unknown																		
Totals	2	25.0%	2	25.0%	4	50.0%	2	25.0%	2	25.0%	4	50.0%	4	50.0%	4	50.0%	8	100.0%



Mathematics

CIP Code: 27.0101

Curriculum Code:

000AS0087

Program:

AS

Spring 2018

Total Enrollment: 2 100.0%

Minority:

Male:

Female: 2 100.0%

FT:

1 50.0%

PT:

1 50.0%

Avg Age:

36.0

Feeder Enrl:

1 50.0%

Feeder H.S. Enrollees

%

Carbondale		
Carterville		
Crab Orchard		
DuQuoin		
Elverado	1	50.0%
Herrin		
Johnston City		
Marion		
Murphysboro		
West Frankfort		
Trico		
Feeder H.S. Total	1	50.0%

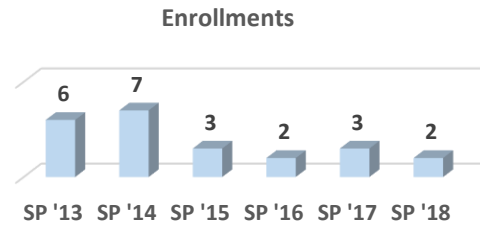
Agape Christian
GED

Age # %

< = 17		
18-20	1	50.0%
21-25		
26-30		
31-40		
41-50		
51-60	1	50.0%
61-70		
71-80		
81+		
Unk		
Total	2	100.0%
Avg	36.0	
<21	1	50.0%
>60		

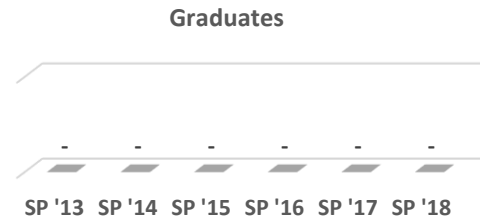
Enrollments

SP '13	6
SP '14	7
SP '15	3
SP '16	2
SP '17	3
SP '18	2



Graduates

SP '13	-
SP '14	-
SP '15	-
SP '16	-
SP '17	-
SP '18	-



Demographics	Male						Female						Grand Total					
	Full-time		Part-time		Male Total		Full-time		Part-time		Female Total		Full-time		Part-time		Grand Total	
	#	%	#	%	#	%	#	%	#	%	#	%	#	%	#	%	#	%
Asian																		
American Indian / Alaskan Native																		
Black or African American																		
Hispanic																		
White							1	50.0%	1	50.0%	2	100.0%	1	50.0%	1	50.0%	2	100.0%
Native Hawaiian or Pacific Islander																		
Unknown																		
Totals							1	50.0%	1	50.0%	2	100.0%	1	50.0%	1	50.0%	2	100.0%

Associate in Science

Physical Education/Kinesiology Teacher Education

CIP Code: 13.1314

Curriculum Code: 000AS0087



Physical Education/Kinesiology Teacher Education

Summer 2017

CIP Code: 13.1314

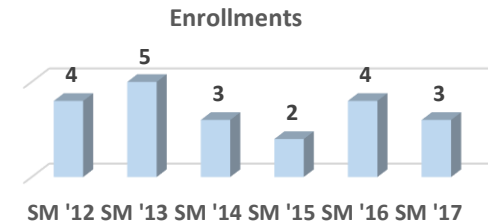
Curriculum Code: 000AS0087

Program: AS

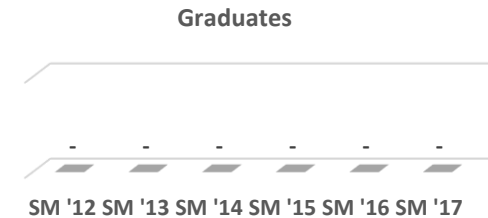
Total Enrollment:	3	100.0%	Male:	2	66.7%	FT:	2	66.7%	Avg Age:	23.7
Minority:	1	33.3%	Female:	1	33.3%	PT:	1	33.3%	Feeder Enrl:	2 66.7%

Feeder H.S. Enrollees	#	%	Age	#	%
Carbondale	1	33.3%	< = 17		
Carterville			18-20	2	66.7%
Crab Orchard			21-25		
DuQuoin			26-30	1	33.3%
Elverado			31-40		
Herrin			41-50		
Johnston City			51-60		
Marion			61-70		
Murphysboro			71-80		
West Frankfort			81+		
Trico	1	33.3%	Unk		
Feeder H.S. Total	2	66.7%	Total	3	100.0%
Agape Christian			Avg	23.7	
GED			<21	2	66.7%
			>60		

Enrollments	
SM '12	4
SM '13	5
SM '14	3
SM '15	2
SM '16	4
SM '17	3



Graduates	
SM '12	-
SM '13	-
SM '14	-
SM '15	-
SM '16	-
SM '17	-



Demographics	Male						Female						Grand Total					
	Full-time		Part-time		Male Total		Full-time		Part-time		Female Total		Full-time		Part-time		Grand Total	
	#	%	#	%	#	%	#	%	#	%	#	%	#	%	#	%	#	%
Asian																		
American Indian / Alaskan Native																		
Black or African American	1	33.3%			1	33.3%							1	33.3%			1	33.3%
Hispanic																		
White	1	33.3%			1	33.3%			1	33.3%	1	33.3%	1	33.3%	1	33.3%	2	66.7%
Native Hawaiian or Pacific Islander																		
Unknown																		
Totals	2	66.7%			2	66.7%			1	33.3%	1	33.3%	2	66.7%	1	33.3%	3	100.0%



Physical Education/Kinesiology Teacher Education

Fall 2017

CIP Code: 13.1314

Curriculum Code: 000AS0087

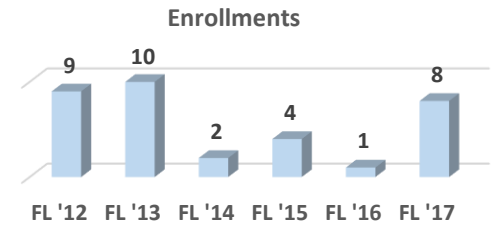
Program: AS

Total Enrollment:	8	100.0%	Male:	8	100.0%	FT:	4	50.0%	Avg Age:	24.8
Minority:	5	62.5%	Female:			PT:	4	50.0%	Feeder Enrl:	4 50.0%

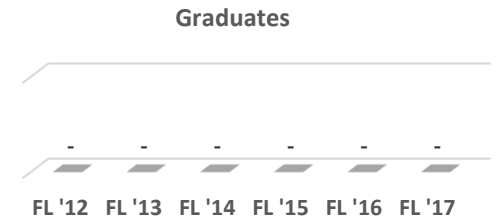
Feeder H.S. Enrollees	#	%
Carbondale	3	37.5%
Carterville		
Crab Orchard	1	12.5%
DuQuoin		
Elverado		
Herrin		
Johnston City		
Marion		
Murphysboro		
West Frankfort		
Trico		
Feeder H.S. Total	4	50.0%
Agape Christian		
GED		

Age	#	%
<= 17		
18-20	6	75.0%
21-25		
26-30	1	12.5%
31-40		
41-50	1	12.5%
51-60		
61-70		
71-80		
81+		
Unk		
Total	8	100.0%
Avg	24.8	
<21	6	75.0%
>60		

Enrollments	
FL '12	9
FL '13	10
FL '14	2
FL '15	4
FL '16	1
FL '17	8



Graduates	
FL '12	-
FL '13	-
FL '14	-
FL '15	-
FL '16	-
FL '17	-



Demographics	Male						Female						Grand Total					
	Full-time		Part-time		Male Total		Full-time		Part-time		Female Total		Full-time		Part-time		Grand Total	
	#	%	#	%	#	%	#	%	#	%	#	%	#	%	#	%	#	%
Asian																		
American Indian / Alaskan Native																		
Black or African American	4	50.0%	1	12.5%	5	62.5%							4	50.0%	1	12.5%	5	62.5%
Hispanic																		
White			3	37.5%	3	37.5%									3	37.5%	3	37.5%
Native Hawaiian or Pacific Islander																		
Unknown																		
Totals	4	50.0%	4	50.0%	8	100.0%							4	50.0%	4	50.0%	8	100.0%



Physical Education/Kinesiology Teacher Education

Spring 2018

CIP Code: 13.1314

Curriculum Code: 000AS0087

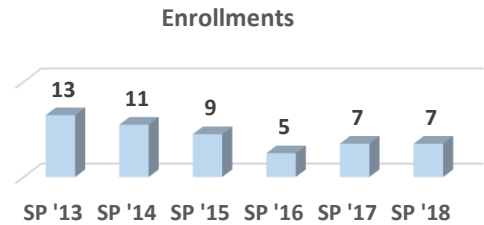
Program: AS

Total Enrollment:	7	100.0%	Male:	6	85.7%	FT:	6	85.7%	Avg Age:	21.5
Minority:	4	57.1%	Female:	1	14.3%	PT:	1	14.3%	Feeder Enrl:	3 42.9%

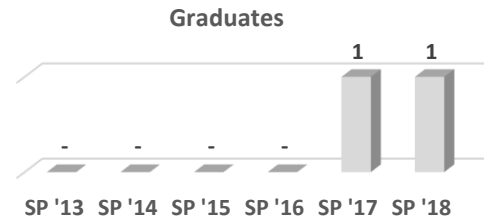
Feeder H.S. Enrollees	#	%
Carbondale	2	28.6%
Carterville		
Crab Orchard		
DuQuoin	1	14.3%
Elverado		
Herrin		
Johnston City		
Marion		
Murphysboro		
West Frankfort		
Trico		
Feeder H.S. Total	3	42.9%
Agape Christian		
GED		

Age	#	%
< = 17		
18-20	6	85.7%
21-25		
26-30		
31-40	1	14.3%
41-50		
51-60		
61-70		
71-80		
81+		
Unk		
Total	7	100.0%
Avg	21.5	
<21	6	85.7%
>60		

Enrollments	
SP '13	13
SP '14	11
SP '15	9
SP '16	5
SP '17	7
SP '18	7



Graduates	
SP '13	-
SP '14	-
SP '15	-
SP '16	-
SP '17	1
SP '18	1



Demographics	Male						Female						Grand Total					
	Full-time		Part-time		Male Total		Full-time		Part-time		Female Total		Full-time		Part-time		Grand Total	
	#	%	#	%	#	%	#	%	#	%	#	%	#	%	#	%	#	%
Asian																		
American Indian / Alaskan Native																		
Black or African American	3	42.9%			3	42.9%	1	14.3%			1	14.3%	4	57.1%			4	57.1%
Hispanic																		
White	2	28.6%	1	14.3%	3	42.9%							2	28.6%	1	14.3%	3	42.9%
Native Hawaiian or Pacific Islander																		
Unknown																		
Totals	5	71.4%	1	14.3%	6	85.7%	1	14.3%			1	14.3%	6	85.7%	1	14.3%	7	100.0%

Associate in Science

Physics

CIP Code: *40.0801*

Curriculum Code: *000AS0087*



Physics

CIP Code: 40.0801

Curriculum Code: 000AS0087

Program: AS

Summer 2017

Total Enrollment:
Minority:

Male:
Female:

FT:
PT:

Avg Age:
Feeder Enrl:

Feeder H.S. Enrollees

%

Carbondale	
Carterville	
Crab Orchard	
DuQuoin	
Elverado	
Herrin	
Johnston City	
Marion	
Murphysboro	
West Frankfort	
Trico	

Feeder H.S. Total

Agape Christian
GED

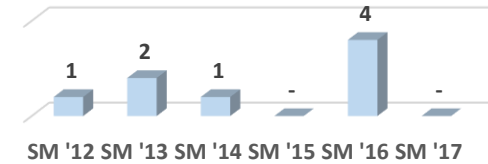
Age

#	%
< = 17	
18-20	
21-25	
26-30	
31-40	
41-50	
51-60	
61-70	
71-80	
81+	
Unk	
Total	
Avg	
<21	
>60	

Enrollments

SM '12	1
SM '13	2
SM '14	1
SM '15	-
SM '16	4
SM '17	-

Enrollments



Graduates

SM '12	-
SM '13	-
SM '14	-
SM '15	-
SM '16	-
SM '17	-

Graduates



Demographics	Male						Female						Grand Total					
	Full-time		Part-time		Male Total		Full-time		Part-time		Female Total		Full-time		Part-time		Grand Total	
	#	%	#	%	#	%	#	%	#	%	#	%	#	%	#	%	#	%
Asian																		
American Indian / Alaskan Native																		
Black or African American																		
Hispanic																		
White																		
Native Hawaiian or Pacific Islander																		
Unknown																		
Totals																		



Physics

CIP Code: 40.0801

Curriculum Code: 000AS0087

Program: AS

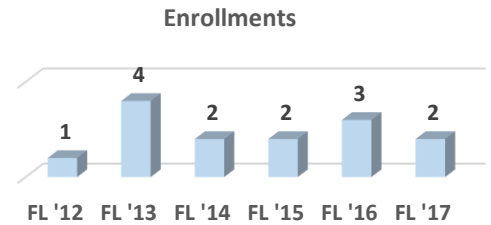
Fall 2017

Total Enrollment:	2	100.0%	Male:	2	100.0%	FT:	2	100.0%	Avg Age:	20.4
Minority:	1	50.0%	Female:			PT:			Feeder Enrl:	2 100.0%

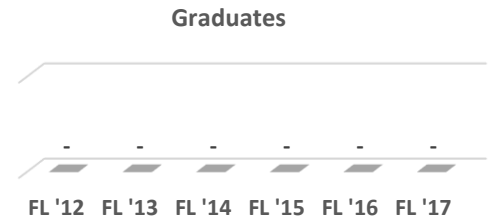
Feeder H.S. Enrollees	#	%
Carbondale		
Carterville		
Crab Orchard		
DuQuoin	1	50.0%
Elverado		
Herrin		
Johnston City		
Marion		
Murphysboro		
West Frankfort		
Trico	1	50.0%
Feeder H.S. Total	2	100.0%
Agape Christian		
GED		

Age	#	%
< = 17		
18-20	1	50.0%
21-25	1	50.0%
26-30		
31-40		
41-50		
51-60		
61-70		
71-80		
81+		
Unk		
Total	2	100.0%
Avg	20.4	
<21	1	50.0%
>60		

Enrollments	
FL '12	1
FL '13	4
FL '14	2
FL '15	2
FL '16	3
FL '17	2



Graduates	
FL '12	-
FL '13	-
FL '14	-
FL '15	-
FL '16	-
FL '17	-



Demographics	Male						Female						Grand Total					
	Full-time		Part-time		Male Total		Full-time		Part-time		Female Total		Full-time		Part-time		Grand Total	
	#	%	#	%	#	%	#	%	#	%	#	%	#	%	#	%	#	%
Asian																		
American Indian / Alaskan Native																		
Black or African American	1	50.0%			1	50.0%							1	50.0%			1	50.0%
Hispanic																		
White																		
Native Hawaiian or Pacific Islander																		
Unknown	1	50.0%			1	50.0%							1	50.0%			1	50.0%
Totals	2	100.0%			2	100.0%							2	100.0%			2	100.0%



Physics

CIP Code: 40.0801

Curriculum Code: 000AS0087

Program: AS

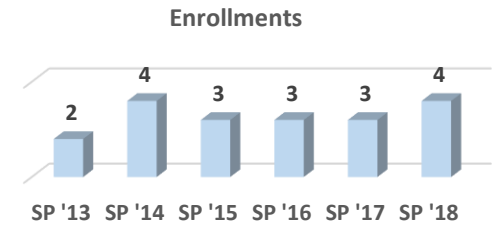
Spring 2018

Total Enrollment:	4	100.0%	Male:	4	100.0%	FT:	1	25.0%	Avg Age:	24.4
Minority:	2	50.0%	Female:			PT:	3	75.0%	Feeder Enrl:	3 75.0%

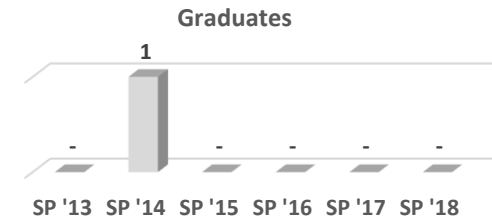
Feeder H.S. Enrollees	#	%
Carbondale	1	25.0%
Carterville		
Crab Orchard		
DuQuoin	1	25.0%
Elverado		
Herrin		
Johnston City		
Marion		
Murphysboro		
West Frankfort		
Trico	1	25.0%
Feeder H.S. Total	3	75.0%
Agape Christian		
GED		

Age	#	%
< = 17		
18-20	1	25.0%
21-25	1	25.0%
26-30	2	50.0%
31-40		
41-50		
51-60		
61-70		
71-80		
81+		
Unk		
Total	4	100.0%
Avg	24.4	
<21	1	25.0%
>60		

Enrollments	
SP '13	2
SP '14	4
SP '15	3
SP '16	3
SP '17	3
SP '18	4



Graduates	
SP '13	-
SP '14	1
SP '15	-
SP '16	-
SP '17	-
SP '18	-



Demographics	Male						Female						Grand Total					
	Full-time		Part-time		Male Total		Full-time		Part-time		Female Total		Full-time		Part-time		Grand Total	
	#	%	#	%	#	%	#	%	#	%	#	%	#	%	#	%	#	%
Asian																		
American Indian / Alaskan Native																		
Black or African American			1	25.0%	1	25.0%									1	25.0%	1	25.0%
Hispanic			1	25.0%	1	25.0%									1	25.0%	1	25.0%
White			1	25.0%	1	25.0%									1	25.0%	1	25.0%
Native Hawaiian or Pacific Islander																		
Unknown	1	25.0%			1	25.0%							1	25.0%			1	25.0%
Totals	1	25.0%	3	75.0%	4	100.0%							1	25.0%	3	75.0%	4	100.0%

Associate in Science

Pre-Chiropractic

CIP Code: *51.1106*

Curriculum Code: *000AS0087*



Pre-Chiropractic

CIP Code: 51.1106

Curriculum Code:

000AS0087

Program:

AS

Summer 2017

Total Enrollment:

Male:

FT:

Avg Age:

Minority:

Female:

PT:

Feeder Enrl:

Feeder H.S. Enrollees

#

%

Age

#

%


Enrollments

Enrollments

Carbondale		
Carterville		
Crab Orchard		
DuQuoin		
Elverado		
Herrin		
Johnston City		
Marion		
Murphysboro		
West Frankfort		
Trico		

< = 17		
18-20		
21-25		
26-30		
31-40		
41-50		
51-60		
61-70		
71-80		
81+		
Unk		

SM '12	-
SM '13	-
SM '14	-
SM '15	-
SM '16	-
SM '17	-



Feeder H.S. Total

Total

Avg

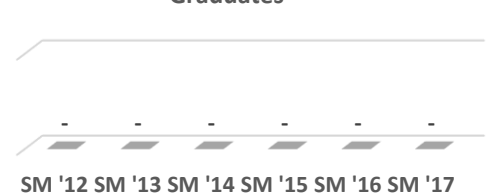
Agape Christian		
GED		

<21		
>60		

Graduates

Graduates

SM '12	-
SM '13	-
SM '14	-
SM '15	-
SM '16	-
SM '17	-



Demographics	Male						Female						Grand Total					
	Full-time		Part-time		Male Total		Full-time		Part-time		Female Total		Full-time		Part-time		Grand Total	
	#	%	#	%	#	%	#	%	#	%	#	%	#	%	#	%	#	%
Asian																		
American Indian / Alaskan Native																		
Black or African American																		
Hispanic																		
White																		
Native Hawaiian or Pacific Islander																		
Unknown																		
Totals																		



Pre-Chiropractic

CIP Code: 51.1106

Curriculum Code:

000AS0087

Program:

AS

Fall 2017

Total Enrollment:

Male:

FT:

Avg Age:

Minority:

Female:

PT:

Feeder Enrl:

Feeder H.S. Enrollees

#

%

Carbondale

Carterville

Crab Orchard

DuQuoin

Elverado

Herrin

Johnston City

Marion

Murphysboro

West Frankfort

Trico

Feeder H.S. Total

Agape Christian

GED

Age

#

%

< = 17

18-20

21-25

26-30

31-40

41-50

51-60

61-70

71-80

81+

Unk

Total

Avg

<21

>60

Enrollments

FL '12 1

FL '13 -

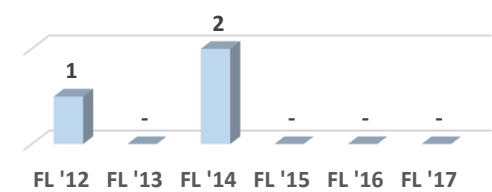
FL '14 2

FL '15 -

FL '16 -

FL '17 -

Enrollments



Graduates

FL '12 -

FL '13 -

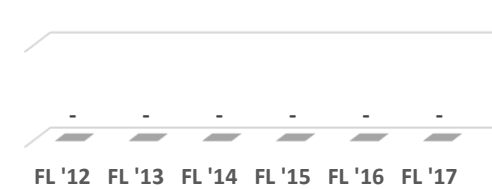
FL '14 -

FL '15 -

FL '16 -

FL '17 -

Graduates



Demographics	Male						Female						Grand Total					
	Full-time		Part-time		Male Total		Full-time		Part-time		Female Total		Full-time		Part-time		Grand Total	
	#	%	#	%	#	%	#	%	#	%	#	%	#	%	#	%	#	%
Asian																		
American Indian / Alaskan Native																		
Black or African American																		
Hispanic																		
White																		
Native Hawaiian or Pacific Islander																		
Unknown																		
Totals																		



Pre-Chiropractic

CIP Code: 51.1106

Curriculum Code:

000AS0087

Program:

AS

Spring 2018

Total Enrollment:

Male:

FT:

Avg Age:

Minority:

Female:

PT:

Feeder Enrl:

Feeder H.S. Enrollees

#

%

Carbondale	
Carterville	
Crab Orchard	
DuQuoin	
Elverado	
Herrin	
Johnston City	
Marion	
Murphysboro	
West Frankfort	
Trico	

Feeder H.S. Total

Agape Christian
GED

Age

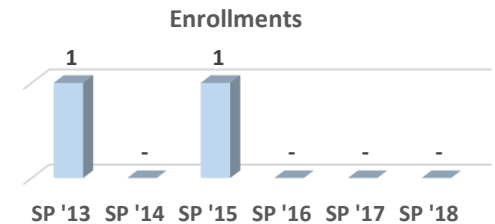
#

%

< = 17	
18-20	
21-25	
26-30	
31-40	
41-50	
51-60	
61-70	
71-80	
81+	
Unk	
Total	
Avg	
<21	
>60	

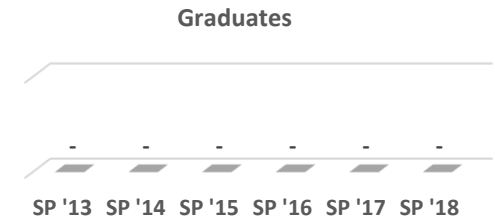
Enrollments

SP '13	1
SP '14	-
SP '15	1
SP '16	-
SP '17	-
SP '18	-



Graduates

SP '13	-
SP '14	-
SP '15	-
SP '16	-
SP '17	-
SP '18	-



Demographics	Male						Female						Grand Total					
	Full-time		Part-time		Male Total		Full-time		Part-time		Female Total		Full-time		Part-time		Grand Total	
	#	%	#	%	#	%	#	%	#	%	#	%	#	%	#	%	#	%
Asian																		
American Indian / Alaskan Native																		
Black or African American																		
Hispanic																		
White																		
Native Hawaiian or Pacific Islander																		
Unknown																		
Totals																		

Associate in Science

Pre-Pharmacy

CIP Code: *51.1103*

Curriculum Code: *000AS0087*



Pre-Pharmacy

CIP Code: 51.1103

Curriculum Code:

000AS0087

Program:

AS

Summer 2017

Total Enrollment: 4 100.0%
Minority:

Male: 2 50.0%
Female: 2 50.0%

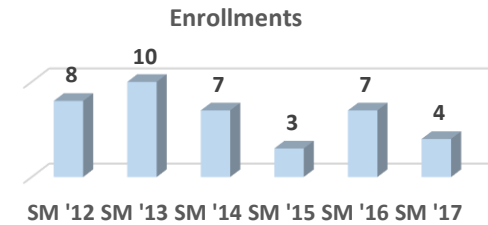
FT: 2 50.0%
PT: 2 50.0%

Avg Age: 20.6
Feeder Enrl: 4 100.0%

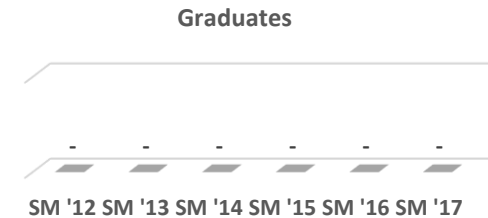
Feeder H.S. Enrollees	#	%
Carbondale		
Carterville	1	25.0%
Crab Orchard		
DuQuoin	1	25.0%
Elverado		
Herrin		
Johnston City		
Marion	1	25.0%
Murphysboro		
West Frankfort	1	25.0%
Trico		
Feeder H.S. Total	4	100.0%
Agape Christian		
GED		

Age	#	%
< = 17		
18-20	3	75.0%
21-25	1	25.0%
26-30		
31-40		
41-50		
51-60		
61-70		
71-80		
81+		
Unk		
Total	4	100.0%
Avg	20.6	
<21	3	75.0%
>60		

Enrollments	
SM '12	8
SM '13	10
SM '14	7
SM '15	3
SM '16	7
SM '17	4



Graduates	
SM '12	-
SM '13	-
SM '14	-
SM '15	-
SM '16	-
SM '17	-



Demographics	Male						Female						Grand Total					
	Full-time		Part-time		Male Total		Full-time		Part-time		Female Total		Full-time		Part-time		Grand Total	
	#	%	#	%	#	%	#	%	#	%	#	%	#	%	#	%	#	%
Asian																		
American Indian / Alaskan Native																		
Black or African American																		
Hispanic																		
White	1	25.0%	1	25.0%	2	50.0%	1	25.0%	1	25.0%	2	50.0%	2	50.0%	2	50.0%	4	100.0%
Native Hawaiian or Pacific Islander																		
Unknown																		
Totals	1	25.0%	1	25.0%	2	50.0%	1	25.0%	1	25.0%	2	50.0%	2	50.0%	2	50.0%	4	100.0%



Pre-Pharmacy

CIP Code: 51.1103

Curriculum Code:

000AS0087

Program:

AS

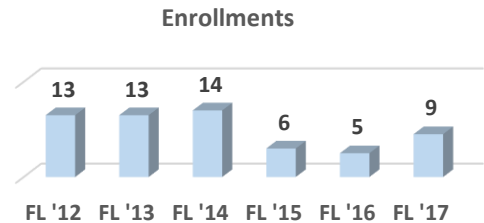
Fall 2017

Total Enrollment:	9	100.0%	Male:	4	44.4%	FT:	8	88.9%	Avg Age:	20.5
Minority:	1	11.1%	Female:	5	55.6%	PT:	1	11.1%	Feeder Enrl:	8 88.9%

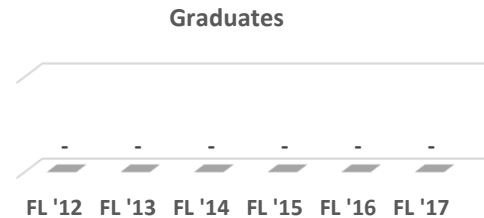
Feeder H.S. Enrollees	#	%
Carbondale	1	11.1%
Carterville		
Crab Orchard		
DuQuoin		
Elverado		
Herrin		
Johnston City	1	11.1%
Marion	3	33.3%
Murphysboro	1	11.1%
West Frankfort	2	22.2%
Trico		
Feeder H.S. Total	8	88.9%
Agape Christian		
GED		

Age	#	%
< = 17	1	11.1%
18-20	5	55.6%
21-25	3	33.3%
26-30		
31-40		
41-50		
51-60		
61-70		
71-80		
81+		
Unk		
Total	9	100.0%
Avg	20.5	
<21	6	66.7%
>60		

Enrollments	
FL '12	13
FL '13	13
FL '14	14
FL '15	6
FL '16	5
FL '17	9



Graduates	
FL '12	-
FL '13	-
FL '14	-
FL '15	-
FL '16	-
FL '17	-



Demographics	Male						Female						Grand Total					
	Full-time		Part-time		Male Total		Full-time		Part-time		Female Total		Full-time		Part-time		Grand Total	
	#	%	#	%	#	%	#	%	#	%	#	%	#	%	#	%	#	%
Asian																		
American Indian / Alaskan Native																		
Black or African American	1	11.1%			1	11.1%							1	11.1%			1	11.1%
Hispanic																		
White	3	33.3%			3	33.3%	2	22.2%	1	11.1%	3	33.3%	5	55.6%	1	11.1%	6	66.7%
Native Hawaiian or Pacific Islander																		
Unknown							2	22.2%			2	22.2%	2	22.2%			2	22.2%
Totals	4	44.4%			4	44.4%	4	44.4%	1	11.1%	5	55.6%	8	88.9%	1	11.1%	9	100.0%



Pre-Pharmacy

Spring 2018

CIP Code: 51.1103

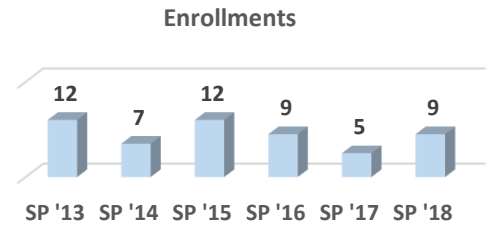
Curriculum Code: 000AS0087

Program: AS

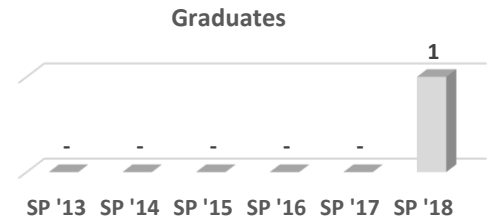
Total Enrollment:	9	100.0%	Male:	4	44.4%	FT:	6	66.7%	Avg Age:	20.5
Minority:	1	11.1%	Female:	5	55.6%	PT:	3	33.3%	Feeder Enrl:	8 88.9%

Feeder H.S. Enrollees	#	%	Age	#	%
Carbondale	1	11.1%	< = 17		
Carterville			18-20	7	77.8%
Crab Orchard			21-25	2	22.2%
DuQuoin			26-30		
Elverado			31-40		
Herrin			41-50		
Johnston City	1	11.1%	51-60		
Marion	3	33.3%	61-70		
Murphysboro	2	22.2%	71-80		
West Frankfort			81+		
Trico	1	11.1%	Unk		
Feeder H.S. Total	8	88.9%	Total	9	100.0%
Agape Christian			Avg	20.5	
GED			<21	7	77.8%
			>60		

Enrollments	
SP '13	12
SP '14	7
SP '15	12
SP '16	9
SP '17	5
SP '18	9



Graduates	
SP '13	-
SP '14	-
SP '15	-
SP '16	-
SP '17	-
SP '18	1



Demographics	Male						Female						Grand Total					
	Full-time		Part-time		Male Total		Full-time		Part-time		Female Total		Full-time		Part-time		Grand Total	
	#	%	#	%	#	%	#	%	#	%	#	%	#	%	#	%	#	%
Asian																		
American Indian / Alaskan Native																		
Black or African American	1	11.1%			1	11.1%							1	11.1%			1	11.1%
Hispanic																		
White	3	33.3%			3	33.3%			3	33.3%	3	33.3%	3	33.3%	3	33.3%	6	66.7%
Native Hawaiian or Pacific Islander																		
Unknown							2	22.2%			2	22.2%	2	22.2%			2	22.2%
Totals	4	44.4%			4	44.4%	2	22.2%	3	33.3%	5	55.6%	6	66.7%	3	33.3%	9	100.0%

Associate in Science

Pre-Physical Therapy

CIP Code: *51.1109*

Curriculum Code: *000AS0087*



Pre-Physical Therapy

Summer 2017

CIP Code: 51.1109

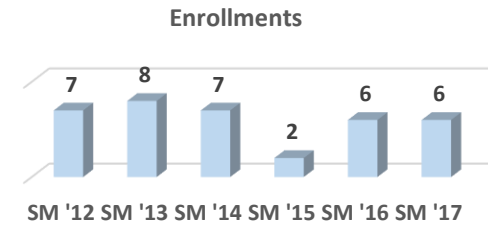
Curriculum Code: 000AS0087

Program: AS

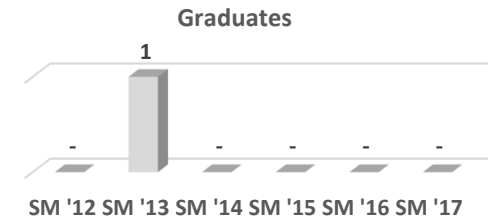
Total Enrollment:	6	100.0%	Male:	2	33.3%	FT:	1	16.7%	Avg Age:	22.7
Minority:	1	16.7%	Female:	4	66.7%	PT:	5	83.3%	Feeder Enrl:	4 66.7%

Feeder H.S. Enrollees	#	%	Age	#	%
Carbondale	1	16.7%	< = 17	1	16.7%
Carterville	1	16.7%	18-20	1	16.7%
Crab Orchard	1	16.7%	21-25	3	50.0%
DuQuoin	1	16.7%	26-30	1	16.7%
Elverado	1	16.7%	31-40	1	16.7%
Herrin	1	16.7%	41-50	1	16.7%
Johnston City	1	16.7%	51-60	1	16.7%
Marion	2	33.3%	61-70	1	16.7%
Murphysboro	1	16.7%	71-80	1	16.7%
West Frankfort	1	16.7%	81+	1	16.7%
Trico	1	16.7%	Unk	1	16.7%
Feeder H.S. Total	4	66.7%	Total	6	100.0%
Agape Christian	1	16.7%	Avg	22.7	
GED	1	16.7%	<21	2	33.3%
			>60	1	16.7%

Enrollments	#
SM '12	7
SM '13	8
SM '14	7
SM '15	2
SM '16	6
SM '17	6



Graduates	#
SM '12	-
SM '13	1
SM '14	-
SM '15	-
SM '16	-
SM '17	-



Demographics	Male						Female						Grand Total					
	Full-time		Part-time		Male Total		Full-time		Part-time		Female Total		Full-time		Part-time		Grand Total	
	#	%	#	%	#	%	#	%	#	%	#	%	#	%	#	%	#	%
Asian																		
American Indian / Alaskan Native																		
Black or African American									1	16.7%	1	16.7%			1	16.7%	1	16.7%
Hispanic																		
White	1	16.7%	1	16.7%	2	33.3%			3	50.0%	3	50.0%	1	16.7%	4	66.7%	5	83.3%
Native Hawaiian or Pacific Islander																		
Unknown																		
Totals	1	16.7%	1	16.7%	2	33.3%			4	66.7%	4	66.7%	1	16.7%	5	83.3%	6	100.0%



Pre-Physical Therapy

Fall 2017

CIP Code: 51.1109

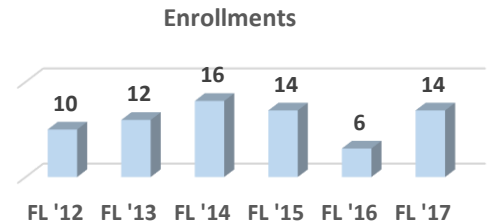
Curriculum Code: 000AS0087

Program: AS

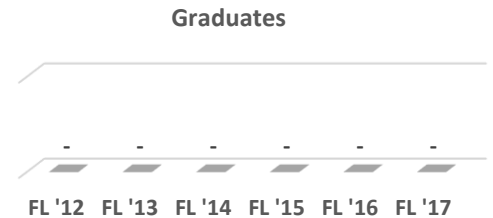
Total Enrollment:	14	100.0%	Male:	5	35.7%	FT:	9	64.3%	Avg Age:	21.3
Minority:	3	21.4%	Female:	9	64.3%	PT:	5	35.7%	Feeder Enrl:	8 57.1%

Feeder H.S. Enrollees	#	%	Age	#	%
Carbondale	1	7.1%	< = 17	9	64.3%
Carterville	1	7.1%	18-20	3	21.4%
Crab Orchard	1	7.1%	21-25	1	7.1%
DuQuoin	1	7.1%	26-30	1	7.1%
Elverado	1	7.1%	31-40	1	7.1%
Herrin	5	35.7%	41-50	14	100.0%
Johnston City	1	7.1%	51-60	21.3	
Marion	1	7.1%	61-70	9	64.3%
Murphysboro	1	7.1%	71-80		
West Frankfort	1	7.1%	81+		
Trico	1	7.1%	Unk		
Feeder H.S. Total	8	57.1%	Total	14	100.0%
Agape Christian	1	7.1%	Avg	21.3	
GED	1	7.1%	<21	9	64.3%
			>60		

Enrollments	
FL '12	10
FL '13	12
FL '14	16
FL '15	14
FL '16	6
FL '17	14



Graduates	
FL '12	-
FL '13	-
FL '14	-
FL '15	-
FL '16	-
FL '17	-



Demographics	Male						Female						Grand Total					
	Full-time		Part-time		Male Total		Full-time		Part-time		Female Total		Full-time		Part-time		Grand Total	
	#	%	#	%	#	%	#	%	#	%	#	%	#	%	#	%	#	%
Asian																		
American Indian / Alaskan Native																		
Black or African American							1	7.1%	1	7.1%	2	14.3%	1	7.1%	1	7.1%	2	14.3%
Hispanic																		
White	2	14.3%	1	7.1%	3	21.4%	5	35.7%	2	14.3%	7	50.0%	7	50.0%	3	21.4%	10	71.4%
Native Hawaiian or Pacific Islander	1	7.1%			1	7.1%							1	7.1%			1	7.1%
Unknown			1	7.1%	1	7.1%									1	7.1%	1	7.1%
Totals	3	21.4%	2	14.3%	5	35.7%	6	42.9%	3	21.4%	9	64.3%	9	64.3%	5	35.7%	14	100.0%



Pre-Physical Therapy

Spring 2018

CIP Code: 51.1109

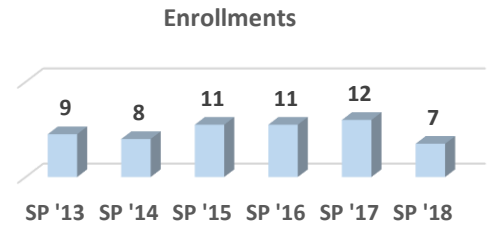
Curriculum Code: 000AS0087

Program: AS

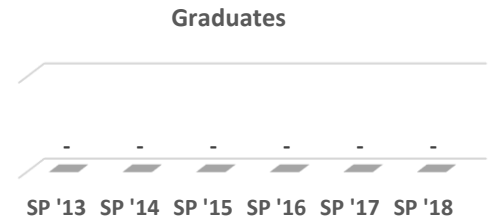
Total Enrollment:	7	100.0%	Male:	1	14.3%	FT:	2	28.6%	Avg Age:	21.5
Minority:	3	42.9%	Female:	6	85.7%	PT:	5	71.4%	Feeder Enrl:	5 71.4%

Feeder H.S. Enrollees			Age		
#	%		#	%	
Carbondale	1	14.3%	< = 17	2	28.6%
Carterville	1	14.3%	18-20	2	28.6%
Crab Orchard			21-25	2	28.6%
DuQuoin			26-30	1	14.3%
Elverado			31-40		
Herrin	2	28.6%	41-50		
Johnston City			51-60		
Marion	1	14.3%	61-70		
Murphysboro			71-80		
West Frankfort			81+		
Trico			Unk		
Feeder H.S. Total	5	71.4%	Total	7	100.0%
Agape Christian			Avg	21.5	
GED			<21	4	57.1%
			>60		

Enrollments	
SP '13	9
SP '14	8
SP '15	11
SP '16	11
SP '17	12
SP '18	7



Graduates	
SP '13	-
SP '14	-
SP '15	-
SP '16	-
SP '17	-
SP '18	-



Demographics	Male						Female						Grand Total					
	Full-time		Part-time		Male Total		Full-time		Part-time		Female Total		Full-time		Part-time		Grand Total	
	#	%	#	%	#	%	#	%	#	%	#	%	#	%	#	%	#	%
Asian																		
American Indian / Alaskan Native																		
Black or African American							1	14.3%	2	28.6%	3	42.9%	1	14.3%	2	28.6%	3	42.9%
Hispanic																		
White	1	14.3%			1	14.3%			3	42.9%	3	42.9%	1	14.3%	3	42.9%	4	57.1%
Native Hawaiian or Pacific Islander																		
Unknown																		
Totals	1	14.3%			1	14.3%	1	14.3%	5	71.4%	6	85.7%	2	28.6%	5	71.4%	7	100.0%

Associate in Science

Pre-Physician Assistant

CIP Code: *51.1102*

Curriculum Code: *000AS0087*



Pre-Physician Assistant

Summer 2017

CIP Code: 51.1102

Curriculum Code: 000AS0087

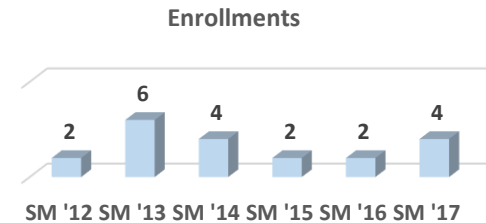
Program: AS

Total Enrollment:	4	100.0%	Male:		FT:	2	50.0%	Avg Age:	26.2		
Minority:	1	25.0%	Female:	4	100.0%	PT:	2	50.0%	Feeder Enrl:	4	100.0%

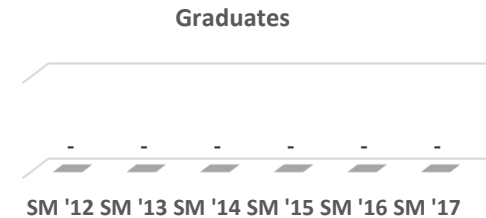
Feeder H.S. Enrollees	#	%
Carbondale	1	25.0%
Carterville		
Crab Orchard		
DuQuoin		
Elverado		
Herrin		
Johnston City		
Marion	2	50.0%
Murphysboro	1	25.0%
West Frankfort		
Trico		
Feeder H.S. Total	4	100.0%
Agape Christian		
GED		

Age	#	%
< = 17		
18-20	2	50.0%
21-25		
26-30	1	25.0%
31-40	1	25.0%
41-50		
51-60		
61-70		
71-80		
81+		
Unk		
Total	4	100.0%
Avg	26.2	
<21	2	50.0%
>60		

Enrollments	
SM '12	2
SM '13	6
SM '14	4
SM '15	2
SM '16	2
SM '17	4



Graduates	
SM '12	-
SM '13	-
SM '14	-
SM '15	-
SM '16	-
SM '17	-



Demographics	Male						Female						Grand Total					
	Full-time		Part-time		Male Total		Full-time		Part-time		Female Total		Full-time		Part-time		Grand Total	
	#	%	#	%	#	%	#	%	#	%	#	%	#	%	#	%	#	%
Asian																		
American Indian / Alaskan Native																		
Black or African American																		
Hispanic							1	25.0%			1	25.0%	1	25.0%			1	25.0%
White							1	25.0%	2	50.0%	3	75.0%	1	25.0%	2	50.0%	3	75.0%
Native Hawaiian or Pacific Islander																		
Unknown																		
Totals							2	50.0%	2	50.0%	4	100.0%	2	50.0%	2	50.0%	4	100.0%



Pre-Physician Assistant

Fall 2017

CIP Code: 51.1102

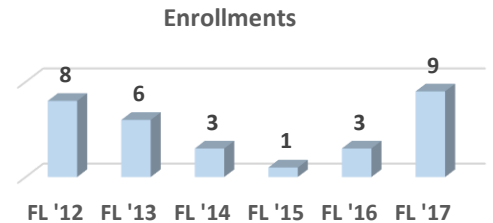
Curriculum Code: 000AS0087

Program: AS

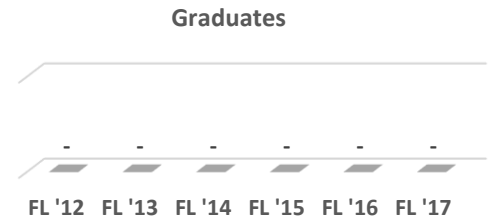
Total Enrollment:	9	100.0%	Male:	1	11.1%	FT:	4	44.4%	Avg Age:	21.4
Minority:	1	11.1%	Female:	8	88.9%	PT:	5	55.6%	Feeder Enrl:	5 55.6%

Feeder H.S. Enrollees	#	%	Age	#	%
Carbondale	2	22.2%	< = 17		
Carterville			18-20	4	44.4%
Crab Orchard			21-25	4	44.4%
DuQuoin			26-30	1	11.1%
Elverado			31-40		
Herrin	2	22.2%	41-50		
Johnston City			51-60		
Marion	1	11.1%	61-70		
Murphysboro			71-80		
West Frankfort			81+		
Trico			Unk		
Feeder H.S. Total	5	55.6%	Total	9	100.0%
Agape Christian			Avg	21.4	
GED			<21	4	44.4%
			>60		

Enrollments	
FL '12	8
FL '13	6
FL '14	3
FL '15	1
FL '16	3
FL '17	9



Graduates	
FL '12	-
FL '13	-
FL '14	-
FL '15	-
FL '16	-
FL '17	-



Demographics	Male						Female						Grand Total					
	Full-time		Part-time		Male Total		Full-time		Part-time		Female Total		Full-time		Part-time		Grand Total	
	#	%	#	%	#	%	#	%	#	%	#	%	#	%	#	%	#	%
Asian																		
American Indian / Alaskan Native																		
Black or African American																		
Hispanic									1	11.1%	1	11.1%			1	11.1%	1	11.1%
White			1	11.1%	1	11.1%	4	44.4%	3	33.3%	7	77.8%	4	44.4%	4	44.4%	8	88.9%
Native Hawaiian or Pacific Islander																		
Unknown																		
Totals			1	11.1%	1	11.1%	4	44.4%	4	44.4%	8	88.9%	4	44.4%	5	55.6%	9	100.0%



Pre-Physician Assistant

Spring 2018

CIP Code: 51.1102

Curriculum Code: 000AS0087

Program: AS

Total Enrollment: 3 100.0%

Male: 1 33.3%

FT: 3 100.0%

Avg Age: 19.2

Minority:

Female: 2 66.7%

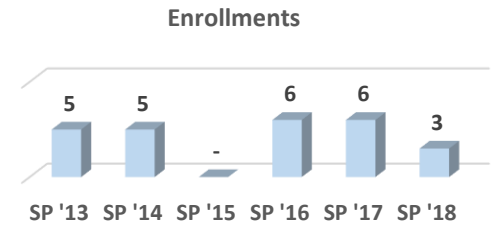
PT:

Feeder Enrl: 3 100.0%

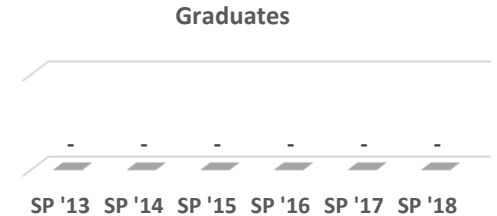
Feeder H.S. Enrollees	#	%
Carbondale	1	33.3%
Carterville	1	33.3%
Crab Orchard		
DuQuoin		
Elverado	1	33.3%
Herrin		
Johnston City		
Marion		
Murphysboro		
West Frankfort		
Trico		
Feeder H.S. Total	3	100.0%
Agape Christian		
GED		

Age	#	%
< = 17		
18-20	3	100.0%
21-25		
26-30		
31-40		
41-50		
51-60		
61-70		
71-80		
81+		
Unk		
Total	3	100.0%
Avg	19.2	
<21	3	100.0%
>60		

Enrollments	#
SP '13	5
SP '14	5
SP '15	-
SP '16	6
SP '17	6
SP '18	3



Graduates	#
SP '13	-
SP '14	-
SP '15	-
SP '16	-
SP '17	-
SP '18	-



Demographics	Male						Female						Grand Total					
	Full-time		Part-time		Male Total		Full-time		Part-time		Female Total		Full-time		Part-time		Grand Total	
	#	%	#	%	#	%	#	%	#	%	#	%	#	%	#	%	#	%
Asian																		
American Indian / Alaskan Native																		
Black or African American																		
Hispanic																		
White	1	33.3%			1	33.3%	2	66.7%			2	66.7%	3	100.0%			3	100.0%
Native Hawaiian or Pacific Islander																		
Unknown																		
Totals	1	33.3%			1	33.3%	2	66.7%			2	66.7%	3	100.0%			3	100.0%

Associate in Science

Pre-Professional - Dental, Medicine, Optometry, Podiatry

CIP Code: *51.1199*

Curriculum Code: *000AS0087*



Pre-Professional - Dental, Medicine, Optometry, Podiatry

Summer 2017

CIP Code: 51.1199

Curriculum Code: 000AS0087

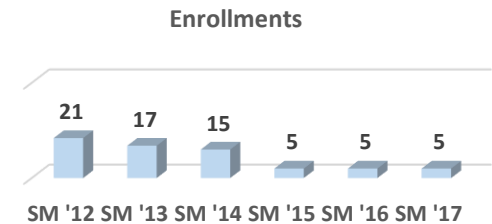
Program: AS

Total Enrollment:	5	100.0%	Male:	1	20.0%	FT:	2	40.0%	Avg Age:	20.5
Minority:	1	20.0%	Female:	4	80.0%	PT:	3	60.0%	Feeder Enrl:	3 60.0%

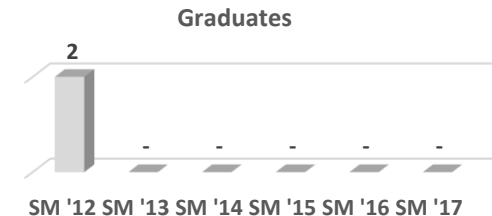
Feeder H.S. Enrollees	#	%
Carbondale	1	20.0%
Carterville	2	40.0%
Crab Orchard		
DuQuoin		
Elverado		
Herrin		
Johnston City		
Marion		
Murphysboro		
West Frankfort		
Trico		
Feeder H.S. Total	3	60.0%
Agape Christian		
GED		

Age	#	%
< = 17		
18-20	4	80.0%
21-25	1	20.0%
26-30		
31-40		
41-50		
51-60		
61-70		
71-80		
81+		
Unk		
Total	5	100.0%
Avg	20.5	
<21	4	80.0%
>60		

Enrollments	
SM '12	21
SM '13	17
SM '14	15
SM '15	5
SM '16	5
SM '17	5



Graduates	
SM '12	2
SM '13	-
SM '14	-
SM '15	-
SM '16	-
SM '17	-



Demographics	Male						Female						Grand Total					
	Full-time		Part-time		Male Total		Full-time		Part-time		Female Total		Full-time		Part-time		Grand Total	
	#	%	#	%	#	%	#	%	#	%	#	%	#	%	#	%	#	%
Asian									1	20.0%	1	20.0%			1	20.0%	1	20.0%
American Indian / Alaskan Native																		
Black or African American																		
Hispanic																		
White	1	20.0%			1	20.0%	1	20.0%	2	40.0%	3	60.0%	2	40.0%	2	40.0%	4	80.0%
Native Hawaiian or Pacific Islander																		
Unknown																		
Totals	1	20.0%			1	20.0%	1	20.0%	3	60.0%	4	80.0%	2	40.0%	3	60.0%	5	100.0%



Pre-Professional - Dental, Medicine, Optometry, Podiatry

Fall 2017

CIP Code: 51.1199

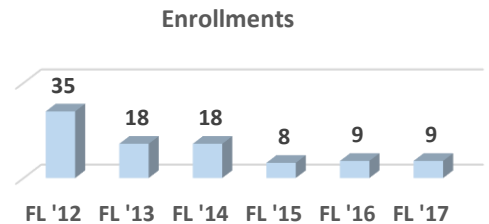
Curriculum Code: 000AS0087

Program: AS

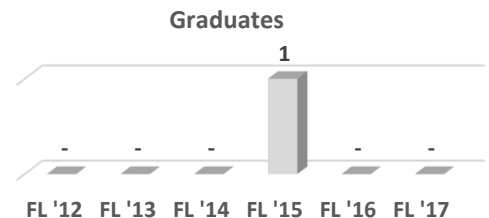
Total Enrollment:	9	100.0%	Male:	3	33.3%	FT:	6	66.7%	Avg Age:	20.5
Minority:	2	22.2%	Female:	6	66.7%	PT:	3	33.3%	Feeder Enrl:	6 66.7%

Feeder H.S. Enrollees	#	%	Age	#	%
Carbondale	2	22.2%	< = 17		
Carterville	2	22.2%	18-20	7	77.8%
Crab Orchard			21-25	2	22.2%
DuQuoin			26-30		
Elverado			31-40		
Herrin			41-50		
Johnston City			51-60		
Marion	1	11.1%	61-70		
Murphysboro	1	11.1%	71-80		
West Frankfort			81+		
Trico			Unk		
Feeder H.S. Total	6	66.7%	Total	9	100.0%
Agape Christian			Avg	20.5	
GED			<21	7	77.8%
			>60		

Enrollments	
FL '12	35
FL '13	18
FL '14	18
FL '15	8
FL '16	9
FL '17	9



Graduates	
FL '12	-
FL '13	-
FL '14	-
FL '15	1
FL '16	-
FL '17	-



Demographics	Male						Female						Grand Total					
	Full-time		Part-time		Male Total		Full-time		Part-time		Female Total		Full-time		Part-time		Grand Total	
	#	%	#	%	#	%	#	%	#	%	#	%	#	%	#	%	#	%
Asian																		
American Indian / Alaskan Native																		
Black or African American							2	22.2%			2	22.2%	2	22.2%			2	22.2%
Hispanic																		
White	2	22.2%	1	11.1%	3	33.3%	2	22.2%	2	22.2%	4	44.4%	4	44.4%	3	33.3%	7	77.8%
Native Hawaiian or Pacific Islander																		
Unknown																		
Totals	2	22.2%	1	11.1%	3	33.3%	4	44.4%	2	22.2%	6	66.7%	6	66.7%	3	33.3%	9	100.0%



Pre-Professional - Dental, Medicine, Optometry, Podiatry

Spring 2018

CIP Code: 51.1199

Curriculum Code: 000AS0087

Program: AS

Total Enrollment:

Male:

FT:

Avg Age:

Minority:

Female:

PT:

Feeder Enrl:

Feeder H.S. Enrollees

%

Carbondale	
Carterville	
Crab Orchard	
DuQuoin	
Elverado	
Herrin	
Johnston City	
Marion	
Murphysboro	
West Frankfort	
Trico	

Feeder H.S. Total

Agape Christian
GED

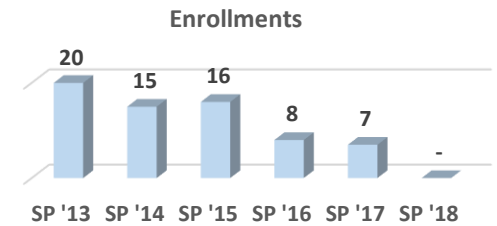
Age

%

< = 17	
18-20	
21-25	
26-30	
31-40	
41-50	
51-60	
61-70	
71-80	
81+	
Unk	
Total	
Avg	
<21	
>60	

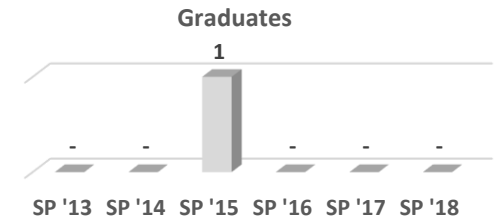
Enrollments

SP '13	20
SP '14	15
SP '15	16
SP '16	8
SP '17	7
SP '18	-



Graduates

SP '13	-
SP '14	-
SP '15	1
SP '16	-
SP '17	-
SP '18	-



Demographics	Male						Female						Grand Total					
	Full-time		Part-time		Male Total		Full-time		Part-time		Female Total		Full-time		Part-time		Grand Total	
	#	%	#	%	#	%	#	%	#	%	#	%	#	%	#	%	#	%
Asian																		
American Indian / Alaskan Native																		
Black or African American																		
Hispanic																		
White																		
Native Hawaiian or Pacific Islander																		
Unknown																		
Totals																		

Associate in Science

Pre-Veterinary

CIP Code: *51.1104*

Curriculum Code: *000AS0087*



Pre-Veterinary

CIP Code: 51.1104

Curriculum Code:

000AS0087

Program:

AS

Summer 2017

Total Enrollment: 2 100.0%

Male: 1 50.0%

FT: 1 50.0%

Avg Age: 18.6

Minority:

Female: 1 50.0%

PT: 1 50.0%

Feeder Enrl: 2 100.0%

Feeder H.S. Enrollees

%

Carbondale	1	50.0%
Carterville		
Crab Orchard		
DuQuoin		
Elverado		
Herrin		
Johnston City		
Marion		
Murphysboro		
West Frankfort	1	50.0%
Trico		

Feeder H.S. Total 2 100.0%

Agape Christian
GED

Age

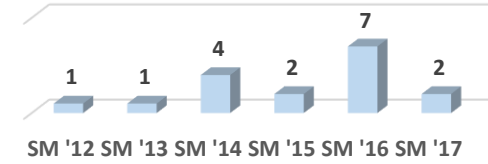
%

< = 17		
18-20	2	100.0%
21-25		
26-30		
31-40		
41-50		
51-60		
61-70		
71-80		
81+		
Unk		
Total	2	100.0%
Avg	18.6	
<21	2	100.0%
>60		

Enrollments

SM '12	1
SM '13	1
SM '14	4
SM '15	2
SM '16	7
SM '17	2

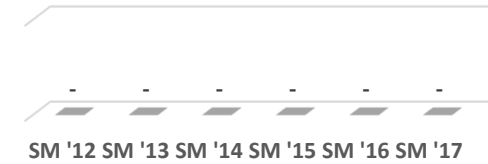
Enrollments



Graduates

SM '12	-
SM '13	-
SM '14	-
SM '15	-
SM '16	-
SM '17	-

Graduates



Demographics	Male						Female						Grand Total					
	Full-time		Part-time		Male Total		Full-time		Part-time		Female Total		Full-time		Part-time		Grand Total	
	#	%	#	%	#	%	#	%	#	%	#	%	#	%	#	%	#	%
Asian																		
American Indian / Alaskan Native																		
Black or African American																		
Hispanic																		
White			1	50.0%	1	50.0%									1	50.0%	1	50.0%
Native Hawaiian or Pacific Islander																		
Unknown							1	50.0%			1	50.0%	1	50.0%			1	50.0%
Totals			1	50.0%	1	50.0%	1	50.0%			1	50.0%	1	50.0%	1	50.0%	2	100.0%



Pre-Veterinary

CIP Code: 51.1104

Curriculum Code:

000AS0087

Program:

AS

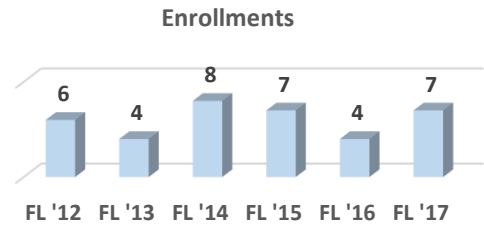
Fall 2017

Total Enrollment:	7	100.0%	Male:	1	14.3%	FT:	4	57.1%	Avg Age:	19.9
Minority:	1	14.3%	Female:	6	85.7%	PT:	3	42.9%	Feeder Enrl:	6 85.7%

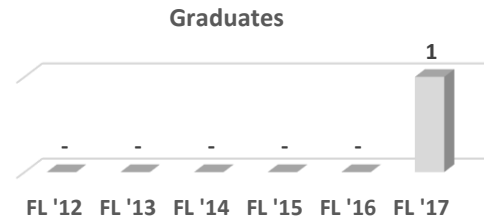
Feeder H.S. Enrollees	#	%
Carbondale	1	14.3%
Carterville	1	14.3%
Crab Orchard	1	14.3%
DuQuoin		
Elverado		
Herrin	1	14.3%
Johnston City		
Marion		
Murphysboro		
West Frankfort	2	28.6%
Trico		
Feeder H.S. Total	6	85.7%
Agape Christian		
GED		

Age	#	%
< = 17		
18-20	6	85.7%
21-25		
26-30	1	14.3%
31-40		
41-50		
51-60		
61-70		
71-80		
81+		
Unk		
Total	7	100.0%
Avg	19.9	
<21	6	85.7%
>60		

Enrollments	
FL '12	6
FL '13	4
FL '14	8
FL '15	7
FL '16	4
FL '17	7



Graduates	
FL '12	-
FL '13	-
FL '14	-
FL '15	-
FL '16	-
FL '17	1



Demographics	Male						Female						Grand Total					
	Full-time		Part-time		Male Total		Full-time		Part-time		Female Total		Full-time		Part-time		Grand Total	
	#	%	#	%	#	%	#	%	#	%	#	%	#	%	#	%	#	%
Asian																		
American Indian / Alaskan Native																		
Black or African American																		
Hispanic									1	14.3%	1	14.3%			1	14.3%	1	14.3%
White			1	14.3%	1	14.3%	2	28.6%	1	14.3%	3	42.9%	2	28.6%	2	28.6%	4	57.1%
Native Hawaiian or Pacific Islander																		
Unknown							2	28.6%			2	28.6%	2	28.6%			2	28.6%
Totals			1	14.3%	1	14.3%	4	57.1%	2	28.6%	6	85.7%	4	57.1%	3	42.9%	7	100.0%



Pre-Veterinary

CIP Code: 51.1104

Curriculum Code:

000AS0087

Program:

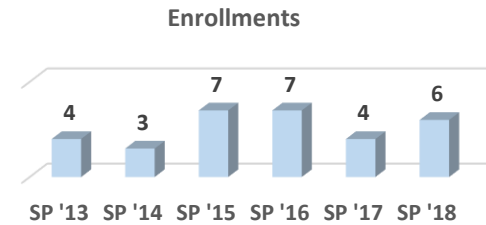
AS

Spring 2018

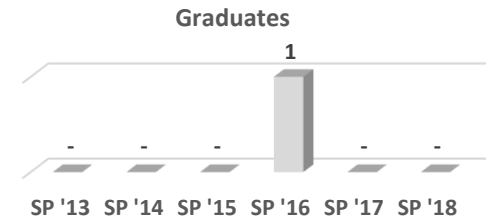
Total Enrollment:	6	100.0%	Male:	2	33.3%	FT:	3	50.0%	Avg Age:	21.1
Minority:	1	16.7%	Female:	4	66.7%	PT:	3	50.0%	Feeder Enrl:	5 83.3%

Feeder H.S. Enrollees	#	%	Age	#	%
Carbondale			< = 17		
Cartersville	1	16.7%	18-20	4	66.7%
Crab Orchard			21-25	1	16.7%
DuQuoin	1	16.7%	26-30	1	16.7%
Elverado			31-40		
Herrin	1	16.7%	41-50		
Johnston City			51-60		
Marion			61-70		
Murphysboro			71-80		
West Frankfort	2	33.3%	81+		
Trico			Unk		
Feeder H.S. Total	5	83.3%	Total	6	100.0%
Agape Christian			Avg	21.1	
GED			<21	4	66.7%
			>60		

Enrollments	
SP '13	4
SP '14	3
SP '15	7
SP '16	7
SP '17	4
SP '18	6



Graduates	
SP '13	-
SP '14	-
SP '15	-
SP '16	1
SP '17	-
SP '18	-



Demographics	Male						Female						Grand Total					
	Full-time		Part-time		Male Total		Full-time		Part-time		Female Total		Full-time		Part-time		Grand Total	
	#	%	#	%	#	%	#	%	#	%	#	%	#	%	#	%	#	%
Asian																		
American Indian / Alaskan Native																		
Black or African American																		
Hispanic									1	16.7%	1	16.7%			1	16.7%	1	16.7%
White			2	33.3%	2	33.3%	2	33.3%			2	33.3%	2	33.3%	2	33.3%	4	66.7%
Native Hawaiian or Pacific Islander																		
Unknown							1	16.7%			1	16.7%	1	16.7%			1	16.7%
Totals			2	33.3%	2	33.3%	3	50.0%	1	16.7%	4	66.7%	3	50.0%	3	50.0%	6	100.0%