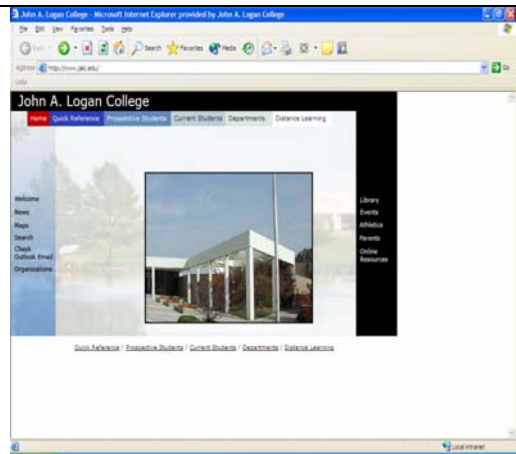


FACTS Tuition Management

How to Get There

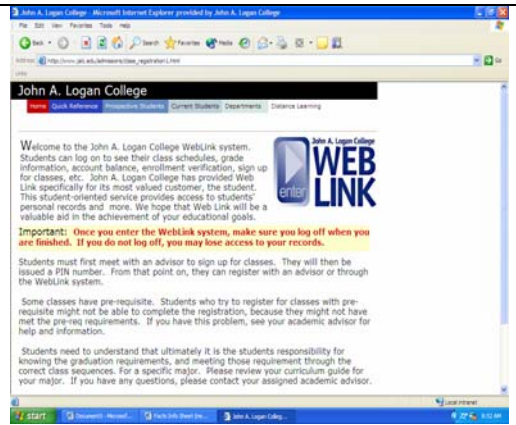


*Go online to the JALC home page @ www.jalc.edu

*Click on “Quick Reference” and choose “Register for Classes Online (weblink)”

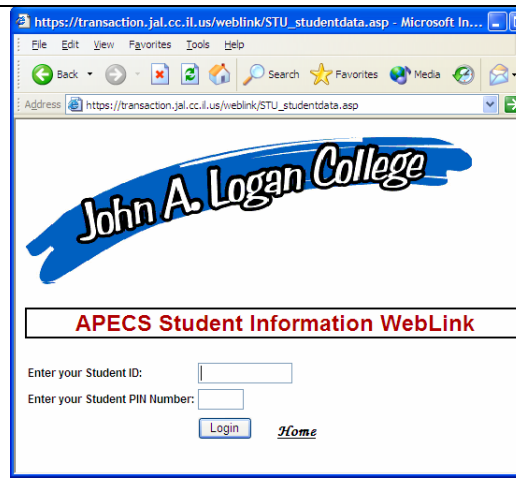
OR

Click on “Distance Learning” and choose “Student Records (weblink)”



*Click on “ENTER WEBLINK”

The next page will ask if you have registered for classes since spring of 2001. Click yes if you have.



*Enter student I.D. # or social security #

*Enter pin

(Pin # is the day and year of your birthday- i.e. if your birthday is 07/26/73, your pin would be “2673”)

*Click on “Login”

FACTS Tuition Management

How to Get There

https://transaction.jal.cc.il.us/weblink/STU_studentframe.asp?inpdist=J...

File Edit View Favorites Tools Help

Logout Logout

Name & Address Schedule of Classes View your Schedule Registration Add/Drop View Balance/Make Payments Grades

Name and Address

To change your address overwrite the incorrect information and click on the Submit button. Your record will be updated. A copy of the change will be emailed to Registration and Records.

Name: JACOBS SAMUELS
Street: 100 LOGAN ST
City: MARION
State: IL
Country: US
Zip: 62959
Phone: 618-999-9999 Sample: 123-456-7890
E-mail:

*Click on “View Balance/Make Payments” at the top of the screen.

https://transaction.jal.cc.il.us/weblink/STU_studentframe.asp?inpdist=J...

File Edit View Favorites Tools Help

APECS Student Information WebLink Logout Home

Name & Address Schedule of Classes View your Schedule Registration Add/Drop View Balance/Make Payments Grades

Student Payment

Select the Term for which you want to pay

Semester: Fall (August 2003)

Submit Info

*Select the semester that you want to set up payments on from the drop down list.

*Click on “Submit Info”

https://transaction.jal.cc.il.us/weblink/STU_studentframe.asp?inpdist=J... - Microsoft Intern...

File Edit View Favorites Tools Help

APECS Student Information WebLink Logout Home

Name & Address Schedule of Classes View your Schedule Registration Add/Drop View Balance/Make Payments Grades

Student Payment

Fall (August 2003)

Enter Credit Card information and payment amount.

Card Number
Expiration Date(MMY)
Current Term Balance: \$90.00
Payment Amount: \$90.00

Submit

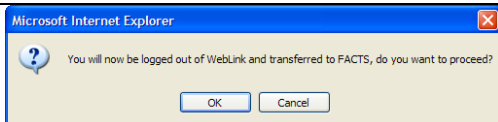
FACTS payment plan

If you would like to make installment payments please click the button below to go to FACTS. If you intend to make a full payment by credit card at this time and do not wish to register for the FACTS payment plan, it is recommended you do so by submitting your credit card payment using the form at the left.

*Click on “FACTS payment plan”

FACTS Tuition Management

How to Get There



*Click on “OK”

You will now leave the JALC website and enter into the FACTS online enrollment



*Read all information on this page before clicking on the “Proceed” button.

If this page is not visible after leaving the previous screen, check all open windows to see if it is there. It is possible that the screen is open but has been minimized on the toolbar and is not visible until you maximize it.

READ ALL TERMS & CONDITIONS CAREFULLY!

- **There is a \$25 fee per semester (this fee is non-refundable!)**
- **Deposits/down payments will be withdrawn from your account immediately.**
- **Installment payments are withdrawn on the 5th of each month**