



John A. Logan College

Follow-up Survey - 2009

Administered: February 2-6, 2009

Surveys Received: 299 (281 submitted online; 18 submitted by paper)

Respondents were given the following possible responses:

Strongly Agree

Agree

Neutral

Disagree

Strongly Disagree

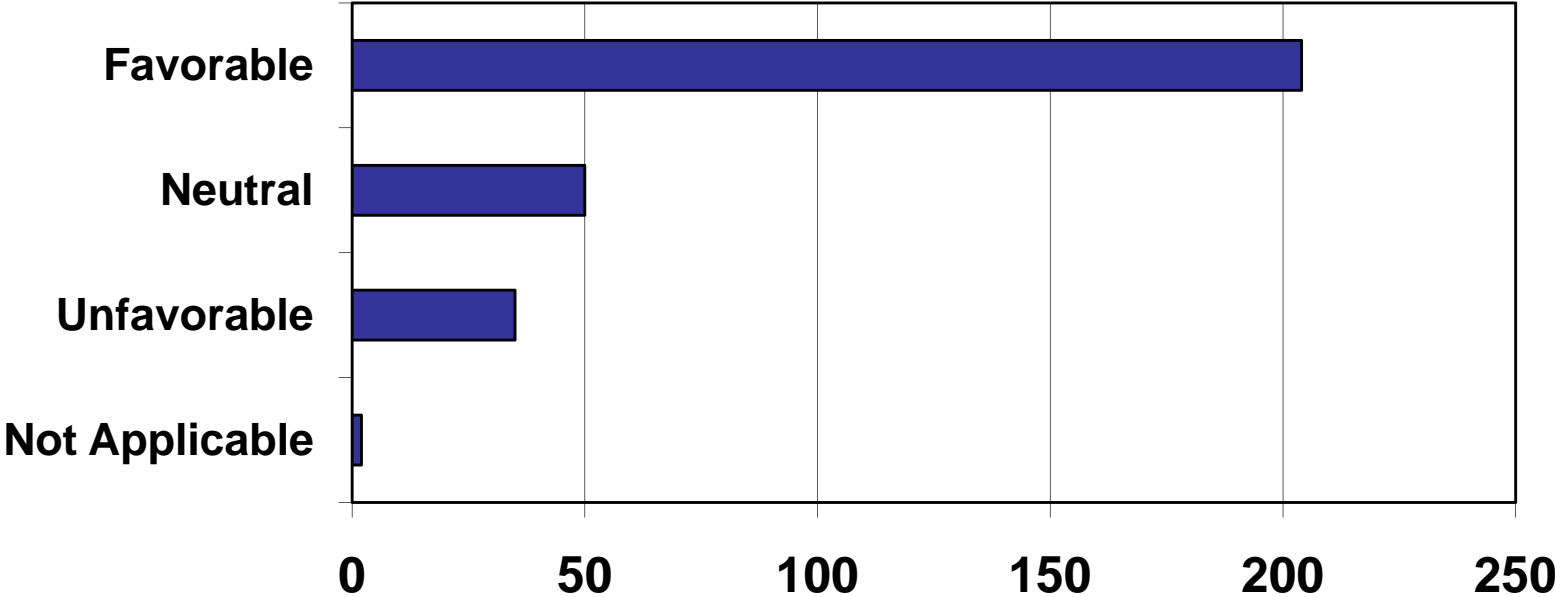
Not Applicable

For the purposes of this report, Strongly Agree and Agree responses are displayed as “Favorable”, Neutral responses are displayed as “Neutral”, Disagree and Strongly Disagree responses are displayed as “Unfavorable”, and Not Applicable responses remain displayed as “Not Applicable.”

1.

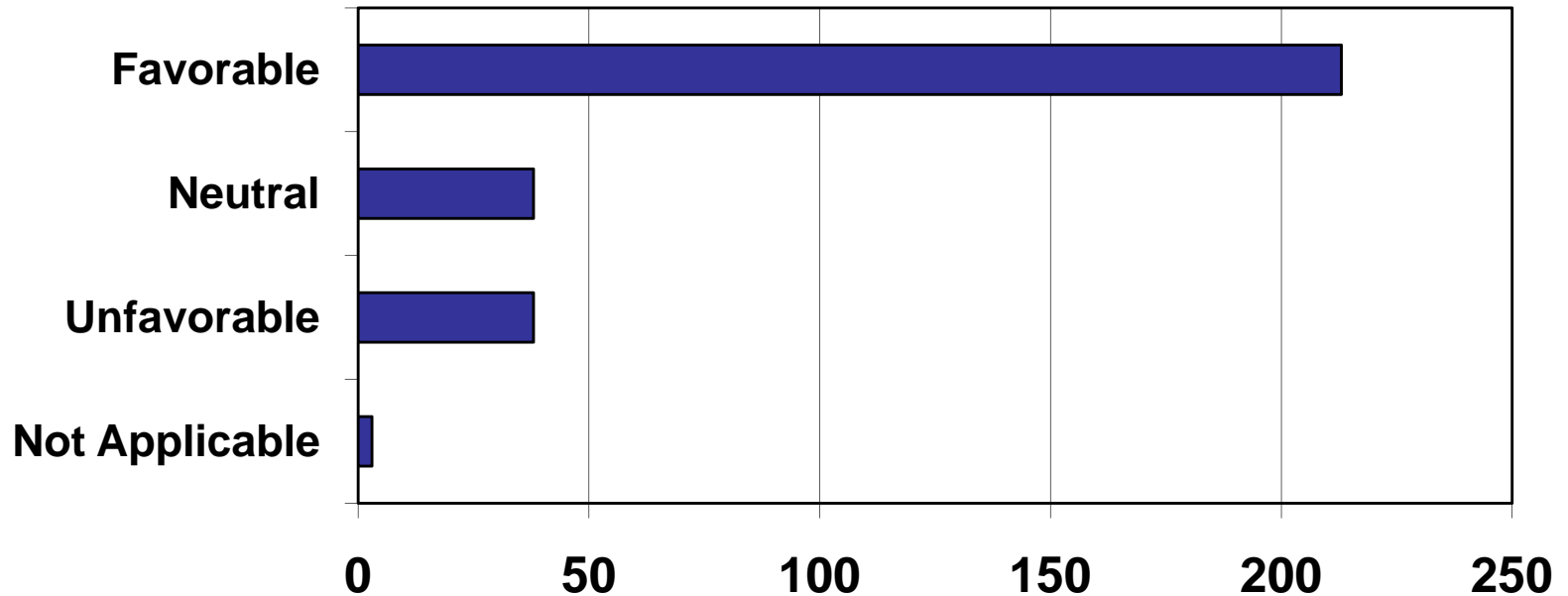
Total Responses	2009			2005		
	Responses	Possible	%	Responses	Possible	%
Full-time Faculty	70	108	64.8%	68	100	68.0%
Term Faculty	31	183	16.9%	52	190	27.4%
Non-Teaching Professional	111	147	75.5%	55	124	44.4%
Operational Staff	87	153	56.9%	53	151	35.1%
Totals	299	591	50.6%	228	565	40.4%

2. Information is freely communicated from administrative leaders above you.



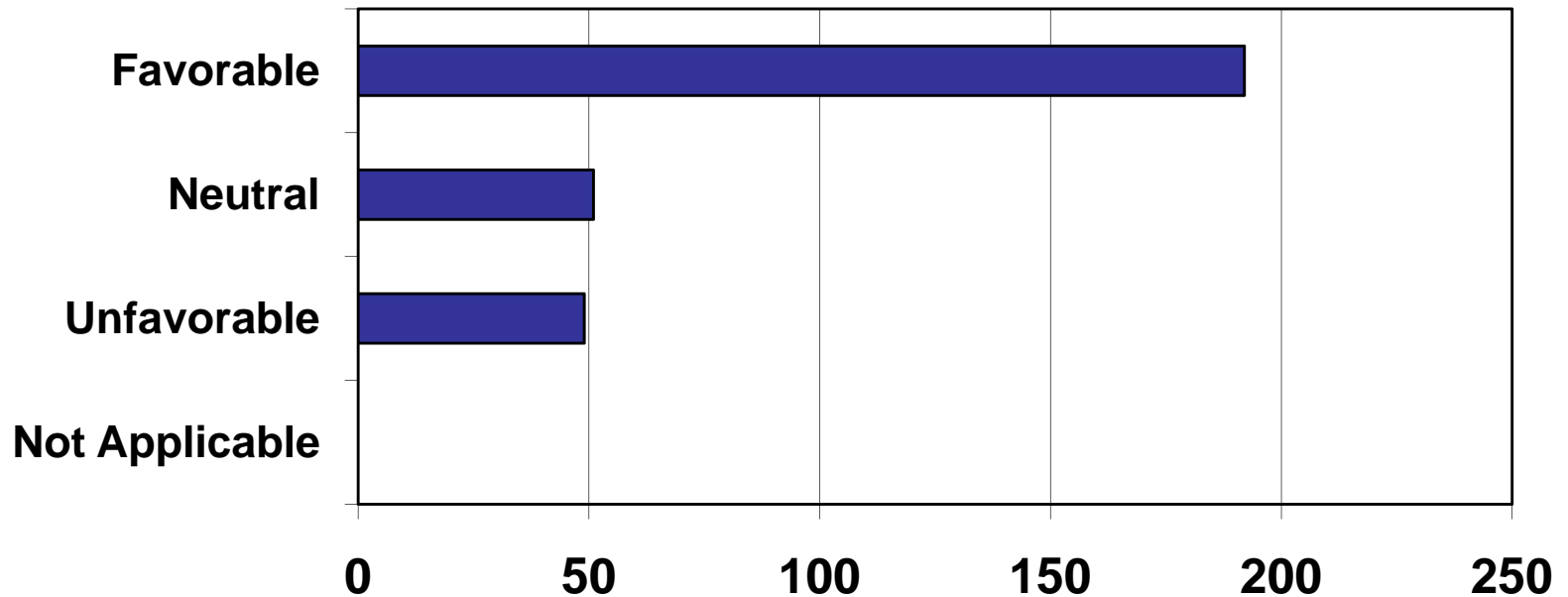
	Not Applicable	Unfavorable	Neutral	Favorable
■ Responses	2	35	50	204
	0.7%	12.0%	17.2%	70.1%

3. You are comfortable communicating information to administrative leaders above you.



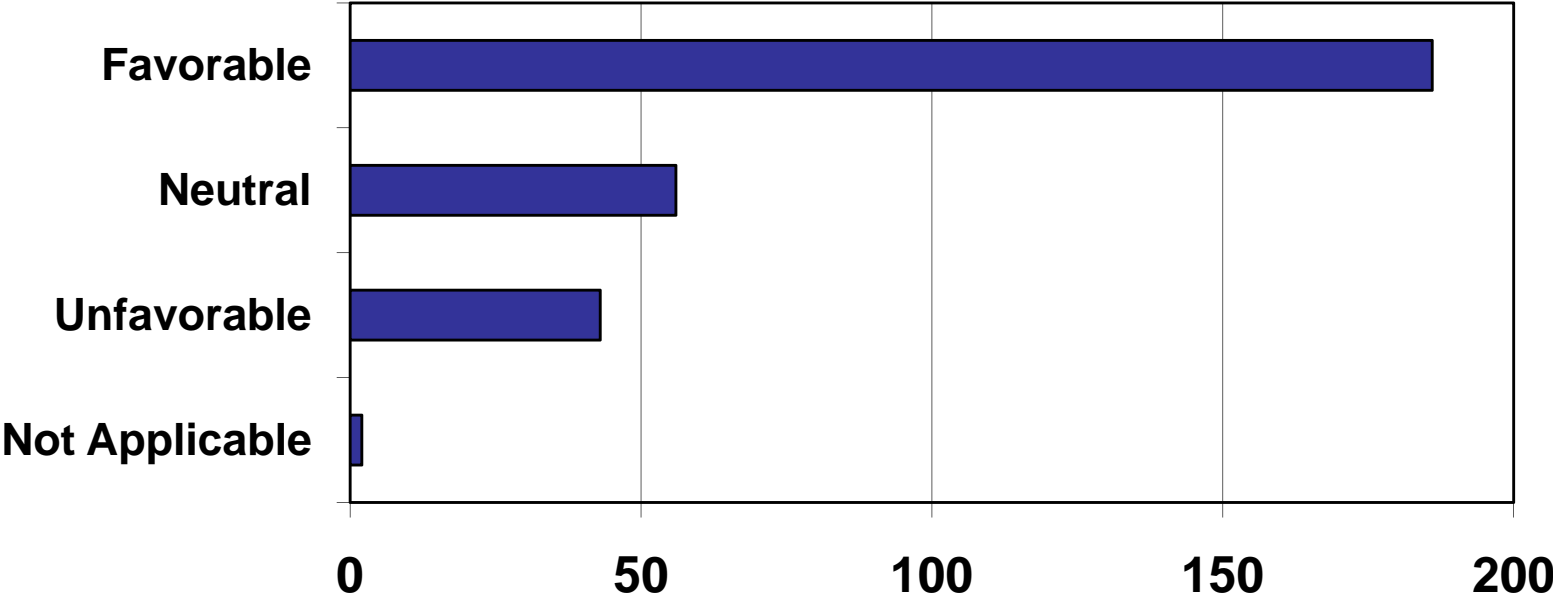
	Not Applicable	Unfavorable	Neutral	Favorable
■ Responses	3	38	38	213
	1.0%	13.1%	13.0%	72.9%

4. An environment of cooperation and teamwork exists at the College.



	Not Applicable	Unfavorable	Neutral	Favorable
■ Responses	0	49	51	192
	0.0%	16.8%	17.5%	65.8%

5. The College Administration displays behavior that reflects integrity and is ethical and honest.



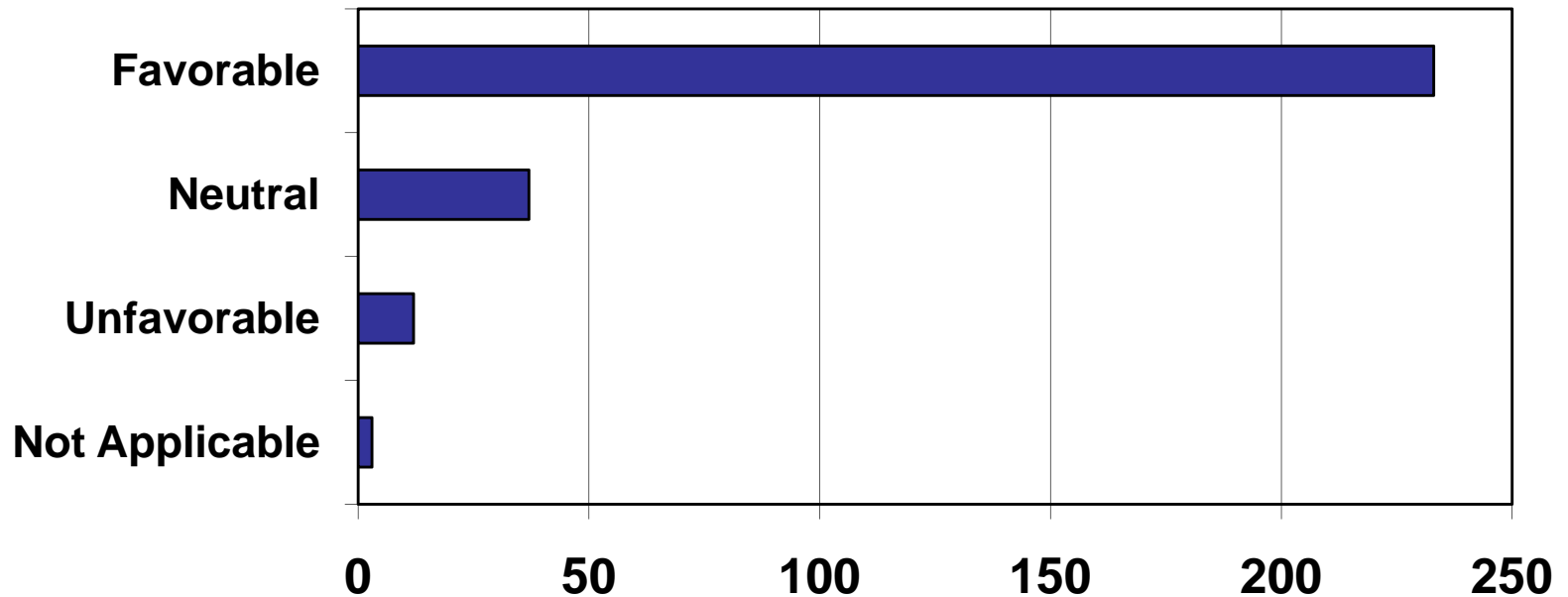
	Not Applicable	Unfavorable	Neutral	Favorable
■ Responses	2	43	56	186
	0.7%	14.9%	19.5%	64.9%

5. The College Administration displays behavior that reflects integrity and is ethical and honest.

2005 Responses	Favorable	Neutral	Unfavorable	Not Applicable
Full-Time Faculty	54.4%	22.1%	22.0%	1.5%
Term Faculty	51.9%	19.2%	26.9%	1.9%
Non-Teaching Professional	36.4%	14.6%	43.6%	5.5%
Operational Staff	7.6%	26.4%	54.7%	11.3%
Totals	47.4%	16.7%	31.6%	4.4%

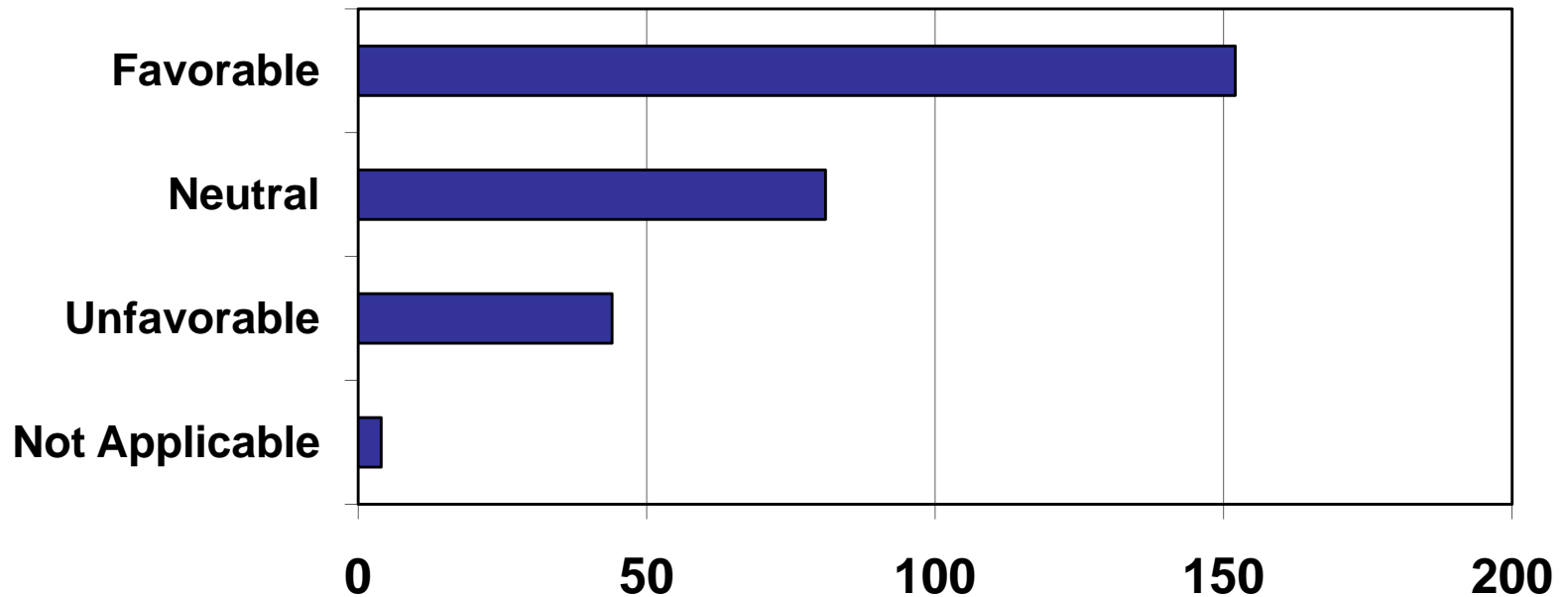
2009 Responses	Favorable	Neutral	Unfavorable	Not Applicable
Full-Time Faculty	49.2%	23.9%	26.9%	0.0%
Term Faculty	67.8%	29.0%	3.2%	0.0%
Non-Teaching Professional	77.9%	13.5%	7.7%	1.0%
Operational Staff	68.3%	23.2%	7.3%	1.2%
Totals	64.9%	19.5%	14.9%	0.7%

6. The College Administration acts in a manner that shows commitment to high academic standards.



	Not Applicable	Unfavorable	Neutral	Favorable
■ Responses	3	12	37	233
	1.1%	4.2%	13.0%	81.8%

7. The College Board of Trustees displays behavior that reflects integrity and is ethical and honest.



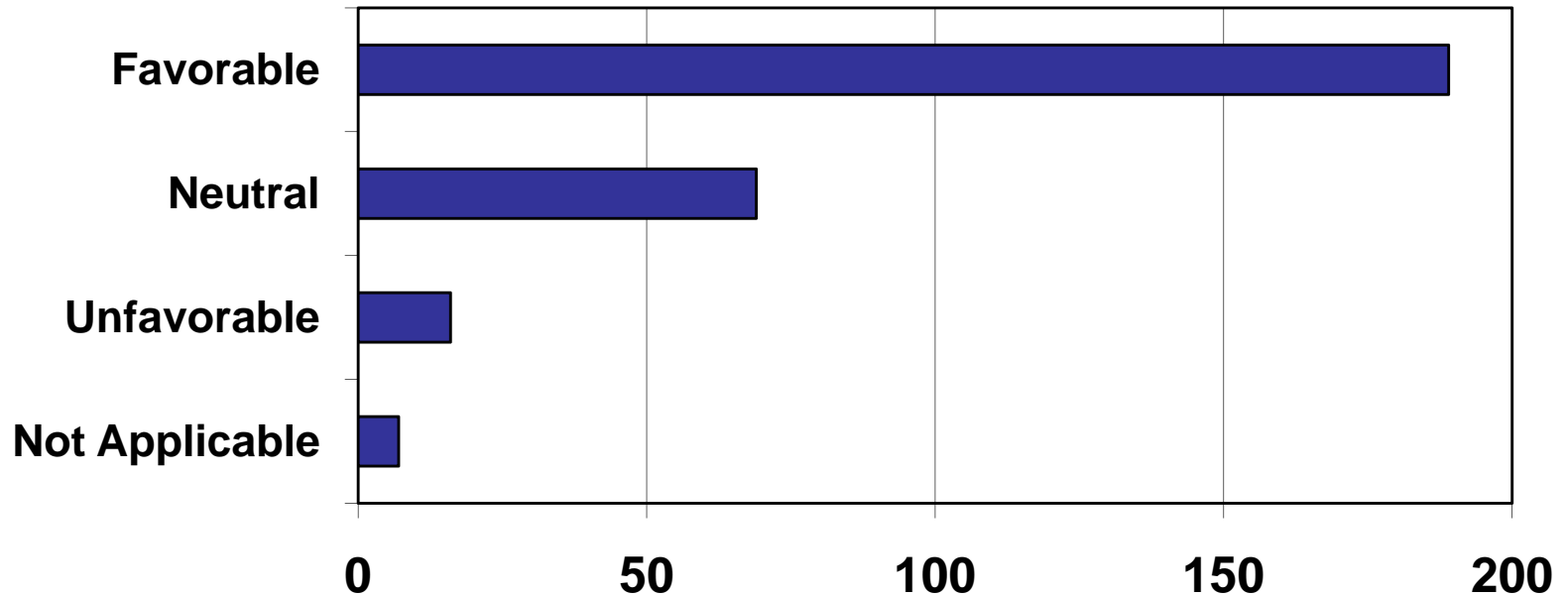
	Not Applicable	Unfavorable	Neutral	Favorable
■ Responses	4	44	81	152
	1.4%	15.6%	28.8%	54.1%

7. The College Board of Trustees displays behavior that reflects integrity and is ethical and honest.

2005 Responses	Favorable	Neutral	Unfavorable	Not Applicable
Full-Time Faculty	33.8%	27.9%	32.4%	5.9%
Term Faculty	44.2%	30.8%	21.2%	3.9%
Non-Teaching Professional	30.9%	12.7%	50.9%	5.5%
Operational Staff	5.7%	22.6%	54.7%	17.0%
Totals	28.9%	23.7%	39.4%	7.9%

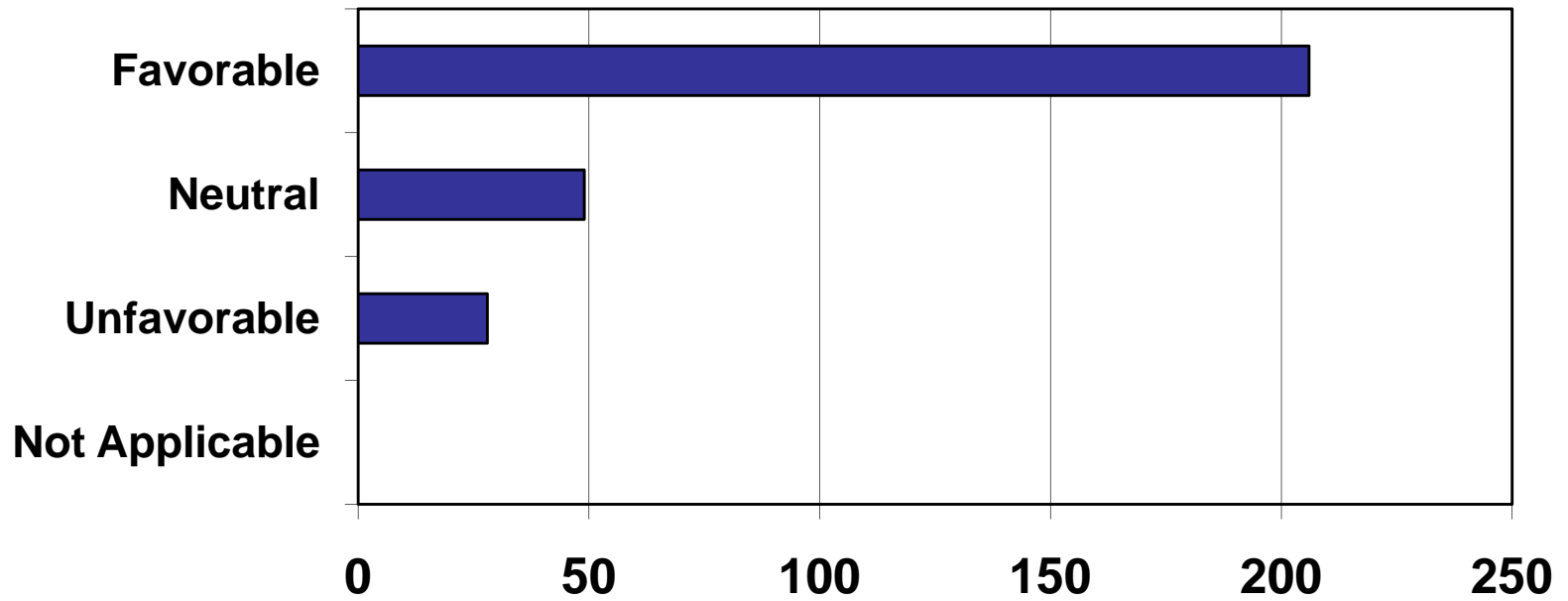
2009 Responses	Favorable	Neutral	Unfavorable	Not Applicable
Full-Time Faculty	50.7%	29.9%	17.9%	1.5%
Term Faculty	58.6%	31.0%	6.8%	3.4%
Non-Teaching Professional	60.5%	25.0%	12.5%	1.9%
Operational Staff	46.9%	32.1%	21.0%	0.0%
Totals	54.1%	28.8%	15.6%	1.4%

8. The College Board of Trustees acts in a manner that shows commitment to high academic standards.



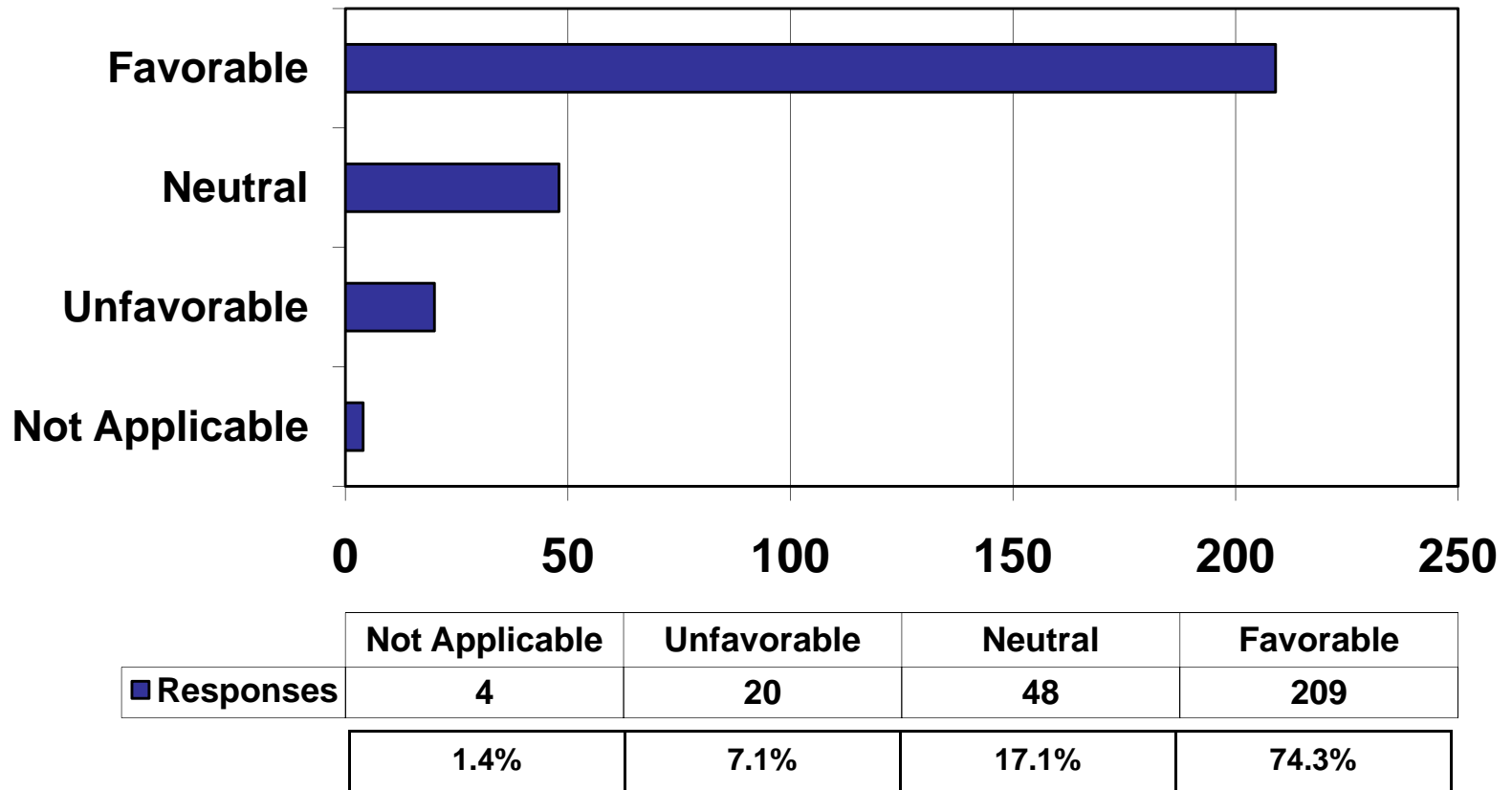
	Not Applicable	Unfavorable	Neutral	Favorable
■ Responses	7	16	69	189
	2.5%	5.7%	24.6%	67.2%

9. Employees are treated with respect and in a professional manner.



	Not Applicable	Unfavorable	Neutral	Favorable
■ Responses	0	28	49	206
	0.0%	9.9%	17.3%	72.8%

10. The College clearly identifies authority for decision making about organizational goals.

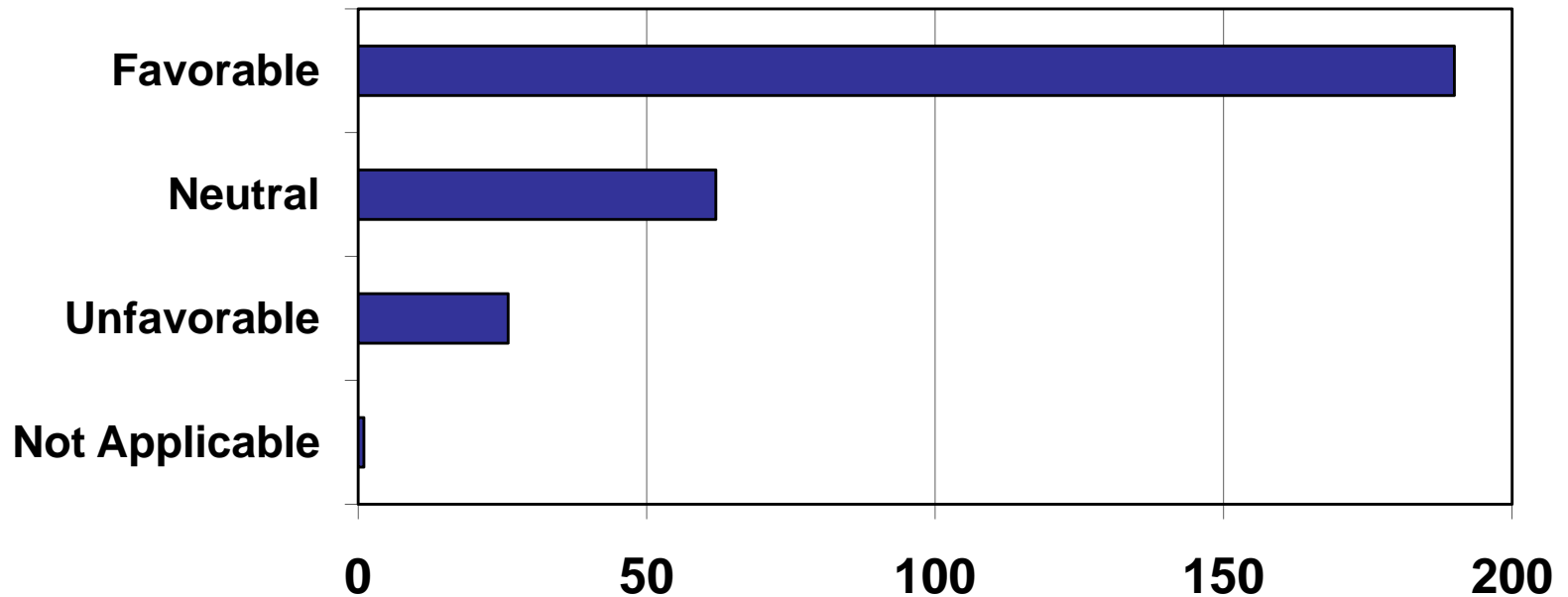


10. The College clearly identifies authority for decision making about organizational goals.

2005 Responses	Favorable	Neutral	Unfavorable	Not Applicable
Full-Time Faculty	48.5%	30.9%	16.2%	4.4%
Term Faculty	44.2%	44.2%	5.8%	5.8%
Non-Teaching Professional	52.7%	5.5%	18.2%	23.6%
Operational Staff	20.8%	45.3%	18.9%	15.1%
Totals	42.1%	35.5%	14.9%	7.5%

2009 Responses	Favorable	Neutral	Unfavorable	Not Applicable
Full-Time Faculty	68.2%	19.7%	9.1%	3.0%
Term Faculty	75.8%	17.2%	3.4%	3.4%
Non-Teaching Professional	81.8%	15.4%	2.9%	0.0%
Operational Staff	69.5%	17.1%	12.2%	1.2%
Totals	74.3%	17.1%	7.1%	1.4%

11. Administrative decisions and actions are carried out in a manner consistent with written guidelines.



	Not Applicable	Unfavorable	Neutral	Favorable
■ Responses	1	26	62	190
	0.4%	9.3%	22.2%	68.1%